

Colorado Drinking Water Revolving Fund Summary Report

JANUARY 1, 2015 - DECEMBER 31, 2015



COLORADO
Water Quality Control Division
Department of Public Health & Environment



COLORADO
Department of Local Affairs
Division of Local Government

PREPARED BY

THE STATE OF COLORADO

APRIL 30, 2016

FOR THE ENVIRONMENTAL PROTECTION AGENCY
REGION VIII

COLORADO DWRF SUMMARY REPORT

TABLE OF CONTENTS

EXHIBITS

- A. DWRF LOAN SUMMARY (1997-2015)
- B. DWRF PLANNING AND DESIGN GRANTS – ALL YEARS
- C. BINDING COMMITMENTS
- D. EPA CAPITAL CONTRIBUTIONS SUMMARY

ATTACHMENTS

- 1. 2015 INTENDED USE PLAN
- 2. 2016 INTENDED USE PLAN
- 3. AUDITED FINANCIAL STATEMENTS AND SINGLE AUDIT REPORTS DECEMBER 31, 2015
- 4. AUTHORITY BOARD RESOLUTION NO. 16-06

Exhibit A

DWRF Loan Summary (1997 – 2015)

Colorado Water Resources & Power Development Authority
DRINKING WATER REVOLVING FUND (DWRf) LOAN PROGRAM
2015 BIENNIAL REPORT - EXHIBIT A - LOAN SUMMARY REPORT
As of December 31, 2015

DETAIL OF LOANS FINANCED UNDER THE DWRf PROGRAM										
Borrower	Loan Date	Loan Amount	Loan Term (In Years)	Effective Loan Interest Rate	DW SRF Funds Obligated to Loan (a)	2009 ARRA Funds Obligated to Loan (d)	State Match Obligated to Loan (b)	Reloan Funds Obligated to Loan (c)	Loan Type	Notes
Arapahoe Estates WD	10/01/97	\$ 1,048,333	20	4.150%	\$ 388,359	\$ -	\$ 98,333	\$ -	LL	
Englewood, City of	10/01/97	15,292,636	21	4.140%	5,361,910	-	1,357,636	-	LL	
Fort Collins, City of	10/01/97	10,125,300	20	4.120%	3,614,928	-	915,300	-	LL	
Grand Lake, Town of	10/29/97	495,000	20	4.500%	394,988	-	100,012	-	DL	
Buena Vista, Town of	06/01/98	1,324,120	20	4.010%	490,204	-	124,120	-	LL	
Fort Morgan, City of	06/01/98	15,433,355	21	4.020%	5,641,214	-	1,428,355	-	LL	
Chatfield South WD	07/13/98	728,500	20	4.500%	581,310	-	147,190	-	DL	
Left Hand W&SD	09/11/98	188,700	20	4.500%	150,574	-	38,126	-	DL	
Aurora, City of	05/01/99	14,999,899	15	3.633%	4,751,500	-	1,024,899	-	LL	
Fort Collins, City of	05/01/99	4,998,395	20	3.808%	1,870,165	-	403,395	-	LL	
Glenwood Springs, City of	05/01/99	4,999,017	19	3.773%	1,710,790	-	369,017	-	LL	
Grand County W&SD	05/01/99	2,998,566	19	3.783%	1,036,468	-	223,566	-	LL	
Greeley, City of	05/01/99	14,999,038	20	3.802%	5,280,660	-	1,139,038	-	LL	
Julesburg, Town of	05/01/99	693,000	1	4.500%	543,757	-	149,243	-	DL	
Julesburg, Town of	05/01/99	994,600	20	3.809%	392,210	-	84,600	-	LL	
Left Hand WD	05/01/99	6,571,538	20	3.802%	2,139,722	-	461,538	-	LL	
Thunderbird W&SD	06/01/99	285,000	20	4.500%	223,623	-	61,377	-	DL	
La Junta, City of	10/15/99	490,000	20	4.500%	384,475	-	105,525	-	DL	
Sedalia W&SD	03/09/00	326,000	20	4.500%	255,794	-	70,206	-	DL	
Evergreen MD	04/15/00	5,577,982	21	4.390%	1,786,069	-	452,982	-	LL	
Fountain Valley Auth	04/15/00	7,607,966	21	4.400%	2,633,735	-	667,966	-	LL	
Limon, Town of	04/15/00	1,440,809	21	4.410%	436,910	-	110,809	-	LL	
Pueblo Board of WW	04/15/00	9,558,795	23	4.600%	2,499,000	-	633,795	-	LL	
Westminster, City of	04/15/00	14,998,357	21	4.400%	4,764,452	-	1,208,357	-	LL	
Springfield, Town of	07/28/00	349,471	20	4.500%	274,209	-	75,262	-	DL	
Craig, City of	12/15/00	450,000	5	4.000%	353,089	-	96,911	-	DL	
Wellington, City of	11/01/01	1,000,000	20	4.000%	716,007	-	283,993	-	DL	
Woodland Park, City of	03/13/02	800,000	20	4.000%	597,200	-	202,800	-	DL	
Evergreen MD	04/01/02	2,036,130	21	4.000%	764,260	-	181,130	-	LL	
Grand Junction, City of	04/01/02	3,566,522	21	4.020%	1,082,370	-	256,522	-	LL	
Idaho Springs, City of	04/01/02	2,339,797	21	3.990%	906,316	-	214,797	-	LL	
La Junta, City of	04/01/02	9,812,211	21	4.000%	3,300,469	-	782,211	-	LL	
Hayden, Town of	04/30/02	1,000,000	20	4.000%	-	-	-	1,000,000	DL	
Thunderbird W&SD	08/27/02	343,684	20	4.000%	-	-	-	343,684	DL	
Dillon, Town of	10/18/02	1,000,000	10	4.000%	-	-	-	1,000,000	DL	
Basalt, Town of	12/19/02	948,246	20	4.000%	-	-	-	948,246	DL	
Westwood Lakes WD	05/15/03	500,000	20	4.000%	-	-	-	500,000	DL	
Fountain Valley Auth	06/01/03	3,221,862	22	3.030%	1,463,552	-	346,862	-	LL	
Longmont, City of	06/01/03	14,998,044	21	3.110%	6,046,601	-	1,433,044	-	LL	
Lyons, Town of	06/01/03	4,915,599	22	3.030%	2,196,621	-	520,599	-	LL	
Florence, City of	11/01/03	12,999,093	22	3.510%	5,502,502	-	1,304,093	-	LL	
Oak Creek, Town of	11/18/03	900,689	20	4.000%	-	-	-	900,689	DL	
Mustang WA	12/08/03	700,000	20	4.000%	-	-	-	700,000	DL	

Colorado Water Resources & Power Development Authority
DRINKING WATER REVOLVING FUND (DWRF) LOAN PROGRAM
2015 BIENNIAL REPORT - EXHIBIT A - LOAN SUMMARY REPORT
As of December 31, 2015

DETAIL OF LOANS FINANCED UNDER THE DWRF PROGRAM (Cont'd)										
Borrower	Loan Date	Loan Amount	Loan Term (In Years)	Effective Loan Interest Rate	DW SRF Funds Obligated to Loan (a)	2009 ARRA Funds Obligated to Loan (d)	State Match Obligated to Loan (b)	Reloan Funds Obligated to Loan (c)	Loan Type	Notes
Ouray, City of	12/19/03	1,000,000	20	4.000%	-	-	-	1,000,000	DL	
Swink, Town of	04/20/04	669,000	20	3.500%	-	-	-	669,000	DL	
Pinewood Springs WD	07/26/04	123,200	20	3.500%	-	-	-	123,200	DL	
Florence, City of	01/25/05	769,899	20	3.500%	-	-	-	769,899	DL	
La Jara, Town of	04/20/05	200,000	20	0.000%	-	-	-	200,000	DC	
Olde Stage WD	06/01/05	100,000	20	3.500%	-	-	-	100,000	DL	
Victor, City of	06/17/05	283,000	10	0.000%	-	-	-	283,000	DC	
Log Lane Village, Town of	10/14/05	1,000,000	30	1.750%	-	-	-	1,000,000	DC	
Bristol W&SD	02/08/06	200,000	30	0.000%	-	-	-	200,000	DC	
Pritchett, Town of	03/31/06	200,000	30	0.000%	-	-	-	200,000	DC	
Pinewood Springs WD	04/03/06	752,425	20	3.500%	-	-	-	752,425	DL	
Craig, City of	04/27/06	6,056,378	21	3.650%	2,263,200	-	536,378	-	LL	
Little Thompson WD	04/27/06	6,383,774	21	3.650%	2,653,055	-	628,774	-	LL	
Sedgwick, Town of	05/15/06	419,000	30	0.000%	-	-	-	419,000	DC	
Castle Pines MD	05/25/06	2,000,000	20	3.750%	-	-	-	2,000,000	DL	
Palisade, Town of	05/26/06	2,000,000	30	0.000%	1,526,000	-	474,000	-	DC	
Platte Canyon W&SD #1	06/30/06	400,000	20	3.750%	-	-	-	400,000	DL	
Bethune, Town of	07/18/06	418,000	30	0.000%	-	-	-	418,000	DC	
Ralston Valley W&SD	08/09/06	1,255,857	20	3.750%	-	-	-	1,255,857	DL	
Boone, Town of	08/15/06	514,297	30	0.000%	-	-	-	514,297	DC	
Walden, Town of	09/06/06	898,731	25	1.750%	-	-	-	898,731	DC	
Alamosa, City of	11/02/06	11,865,063	20	3.420%	4,683,808	-	1,110,063	-	LL	
Arapahoe County W&SD	11/02/06	16,049,975	15	3.310%	6,223,525	-	1,474,975	-	LL	
Cottonwood W&SD	11/02/06	9,996,005	20	3.420%	3,801,710	-	901,005	-	LL	
Palisade, Town of	11/02/06	3,976,045	21	3.470%	1,502,300	-	356,045	-	LL	
Castle Pines MD	11/06/06	250,000	20	3.750%	-	-	-	250,000	DL	
Cucharas S&WD	11/29/06	269,000	20	3.750%	-	-	-	269,000	DL	
Genoa, Town of	12/20/06	175,000	30	0.000%	-	-	-	175,000	DC	
Ordway, Town of	12/20/06	200,000	30	0.000%	-	-	-	200,000	DC	
Hillrose, Town of	05/31/07	803,296	30	0.000%	-	-	-	803,296	DC	
Stratton, Town of	12/20/07	483,000	30	1.875%	-	-	-	483,000	DC	
Ordway, Town of	12/21/07	114,300	30	0.000%	-	-	-	114,300	DC	
Las Animas, City of	03/26/08	812,000	30	0.000%	-	-	-	812,000	DC	
La Veta, Town of	04/11/08	1,134,000	30	1.875%	-	-	-	1,134,000	DC	
Hotchkiss, Town of	04/23/08	756,653	20	0.000%	-	-	-	756,653	DC	
Kim, Town of	05/30/08	118,000	30	0.000%	-	-	-	118,000	DC	
Estes Park, Town of	06/12/08	5,494,410	20	3.260%	2,761,224	-	654,411	-	LL	
Pagosa Area W&SD	06/12/08	7,158,870	20	3.400%	3,223,080	-	763,870	-	LL	
Platte Canyon W&SD #2	07/15/08	415,203	20	3.500%	-	-	-	415,203	DL	
East Alamosa W&SD	07/24/08	2,000,000	30	0.000%	-	-	-	2,000,000	DC	
Eckley, Town of	07/30/08	100,000	20	0.000%	-	-	-	100,000	DC	
Olde Stage WD	10/17/08	150,000	20	3.500%	-	-	-	150,000	DL	
Paonia, Town of	11/05/08	395,969	20	1.750%	-	-	-	395,969	DC	

Colorado Water Resources & Power Development Authority
DRINKING WATER REVOLVING FUND (DWRf) LOAN PROGRAM
2015 BIENNIAL REPORT - EXHIBIT A - LOAN SUMMARY REPORT
As of December 31, 2015

DETAIL OF LOANS FINANCED UNDER THE DWRf PROGRAM (Cont'd)										
Borrower	Loan Date	Loan Amount	Loan Term (In Years)	Effective Loan Interest Rate	DW SRF Funds Obligated to Loan (a)	2009 ARRA Funds Obligated to Loan (d)	State Match Obligated to Loan (b)	Reloan Funds Obligated to Loan (c)	Loan Type	Notes
Project 7 Water Auth	11/25/08	10,176,512	21	3.820%	5,512,709	-	1,306,512	-	LL	
Stratton, Town of	12/03/08	90,000	30	1.750%	-	-	-	90,000	DC	
Del Norte, Town of	12/31/08	745,642	20	0.000%	-	-	-	745,642	DC	
Rye, Town of	03/27/09	561,939	30	1.750%	-	-	-	561,939	DC	
Creede, City of	04/15/09	1,224,169	30	1.750%	-	-	-	1,224,169	DC	
Arriba, Town of	05/29/09	505,000	30	0.000%	-	-	-	505,000	DC	
Nederland, Town of	06/15/09	2,325,277	20	2.000%	-	-	-	2,325,277	DL	
Rockvale, Town of	07/08/09	295,000	30	1.000%	-	-	-	295,000	DC	
Lake Durango WA	07/15/09	2,000,000	20	2.000%	-	-	-	2,000,000	DL	
Palmer Lake, Town of	07/22/09	1,722,788	20	2.000%	-	-	-	1,722,788	DL	
Bow Mar W&SD	08/06/09	454,914	20	2.000%	-	-	-	454,914	DL	
Baca Grande W&SD	08/19/09	1,483,750	19	2.000%	-	-	-	1,483,750	DL	
Siebert, Town of	08/26/09	1,719,500	N/A	N/A	-	1,719,500	-	-	ARDC	FPF
Arabian Acres MD	08/28/09	287,440	N/A	N/A	-	287,440	-	-	ARDL	FPF
Kremmling, Town of	08/28/09	2,000,000	N/A	N/A	-	2,000,000	-	-	ARDL	FPF
Cheyenne Wells, Town of	09/02/09	1,732,517	N/A	N/A	-	1,732,517	-	-	ARDC	FPF
Hi-Land Acres W&SD	09/02/09	1,200,000	N/A	N/A	-	1,200,000	-	-	ARDL	FPF
Colorado City MD	09/02/09	1,780,000	N/A	N/A	-	1,780,000	-	-	ARDC	FPF
Kit Carson, Town of	09/03/09	392,000	N/A	N/A	-	392,000	-	-	ARDC	FPF
Norwood WC, Town of	09/03/09	540,150	N/A	N/A	-	540,150	-	-	ARDL	FPF
Rocky Ford, City of	09/04/09	945,337	N/A	N/A	-	945,337	-	-	ARDC	FPF
Blanca, Town of	09/09/09	50,000	N/A	N/A	-	50,000	-	-	ARDC	FPF
Hot Sulphur Springs, Town of	09/02/09	3,300,000	20	0.000%	-	3,300,000	-	-	ARDL	PPF
Divide MPC MD #1	09/04/09	145,930	20	0.000%	-	145,930	-	-	ARDL	
Fraser, Town of	09/17/09	652,255	N/A	N/A	-	652,255	-	-	ARDL	FPF
Brighton, City of	09/17/09	1,044,000	N/A	N/A	-	1,044,000	-	-	ARDL	FPF
Georgetown, Town of	09/22/09	3,340,000	20	0.000%	-	3,340,000	-	-	ARDL	PPF
La Junta, City of	09/24/09	1,830,000	20	0.000%	-	1,830,000	-	-	ARDL	
Manitou Springs, City of	09/28/09	1,486,026	20	0.000%	-	1,486,026	-	-	ARDL	PPF
Manitou Springs, City of	09/29/09	880,749	20	0.000%	-	880,749	-	-	ARDL	PPF
Manitou Springs, City of	09/30/09	1,486,026	20	0.000%	-	1,486,026	-	-	ARDL	PPF
Florence, City of	10/07/09	2,000,000	20	0.000%	-	2,000,000	-	-	ARDC	
Ridgway, Town of	10/19/09	450,000	20	0.000%	-	450,000	-	-	ARDL	
Gateway MD	12/17/09	576,575	20	0.000%	-	576,575	-	-	ARDL	
Lamar, City of	12/17/09	3,952,375	20	0.000%	-	3,952,375	-	-	ARDL	
Lamar, City of	12/17/09	1,064,871	20	2.500%	1,064,871	-	-	-	DL	(A)
Ophir, Town of	12/18/09	500,000	20	0.000%	-	500,000	-	-	ARDL	
Grand Junction, City of	02/02/10	3,783,923	20	2.500%	3,783,923	-	-	-	DL	(A)
Cortez, City of	02/18/10	447,119	20	2.000%	-	-	447,119	-	DL	(B)
Pine Drive WD	04/29/10	241,154	20	2.000%	-	-	241,154	-	DL	(B)
Colorado Springs, City of	04/29/10	8,600,000	20	2.500%	7,316,229	-	1,283,771	-	DL	(D)
Crested Butte South MD	07/20/10	1,000,000	20	2.000%	-	-	1,000,000	-	DL	(B)

Colorado Water Resources & Power Development Authority
DRINKING WATER REVOLVING FUND (DWRf) LOAN PROGRAM
2015 BIENNIAL REPORT - EXHIBIT A - LOAN SUMMARY REPORT
As of December 31, 2015

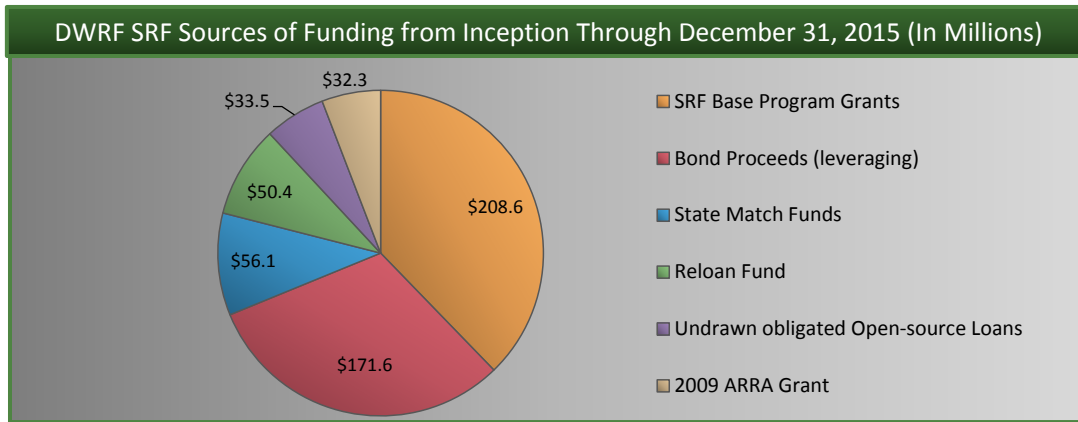
DETAIL OF LOANS FINANCED UNDER THE DWRf PROGRAM (Cont'd)										
Borrower	Loan Date	Loan Amount	Loan Term (In Years)	Effective Loan Interest Rate	DW SRF Funds Obligated to Loan (a)	2009 ARRA Funds Obligated to Loan (d)	State Match Obligated to Loan (b)	Reloan Funds Obligated to Loan (c)	Loan Type	Notes
Orchard City, Town of	07/28/10	2,000,000	N/A	N/A	2,000,000	-	-	-	DC	FPF (A)
Hotchkiss, Town of	07/30/10	775,000	N/A	N/A	702,551	-	72,449	-	DC	FPF (D)
Sawpit, Town of	08/03/10	100,000	N/A	N/A	100,000	-	-	-	DC	FPF (A)
Holly, Town of	08/17/10	103,392	N/A	N/A	103,392	-	-	-	DC	FPF (A)
Kit Carson, Town of	08/18/10	379,125	N/A	N/A	379,125	-	-	-	DC	FPF (A)
Paonia, Town of	08/26/10	285,880	N/A	N/A	285,880	-	-	-	DC	FPF (A)
Divide MPC MD #1	10/19/10	139,580	20	2.000%	-	-	139,580	-	DL	(B)
BMR MD	10/22/10	1,034,840	20	2.000%	-	-	1,034,840	-	DL	(B)
Tree Haus MD	11/03/10	942,185	20	2.000%	-	-	877,251	64,934	DL	(C)
Teller County W&SD	11/10/10	1,718,000	20	2.000%	-	-	1,235,198	482,802	DL	(C)
Swink, Town of	11/10/10	547,138	30	1.000%	469,819	-	77,319	-	DC	(D)
Two Buttes, Town of	11/19/10	1,291,500	N/A	N/A	1,291,500	-	-	-	DC	FPF (A)
Rocky Ford, City of	12/13/10	2,000,000	N/A	N/A	1,998,893	-	1,107	-	DC	FPF (D)
Manassa, Town of	01/31/11	492,900	30	0.000%	-	-	492,900	-	DC	(B)
Sterling, City of	03/30/11	28,558,845	21	2.500%	15,881,203	-	3,763,845	-	LL	
Alma, Town of	04/27/11	435,564	20	2.000%	-	-	420,311	15,253	DL	(C)
Georgetown, Town of	05/19/11	734,165	20	2.000%	-	-	81,096	653,069	DL	(C)
Mountain W&SD	07/13/11	1,000,000	20	0.000%	-	-	-	1,000,000	DL	gr
El Rancho Florida MD	07/25/11	1,400,000	20	2.000%	-	-	-	1,400,000	DL	
Rico, Town of	08/10/11	1,522,210	N/A	N/A	1,494,751	-	27,459	-	DC	FPF (D)
Mesa W&SD	08/12/11	200,000	30	1.433%	-	-	200,000	-	DC	PPF (B)
Grover, Town of	08/19/11	518,000	N/A	N/A	518,000	-	-	-	DC	FPF (A)
La Jara, Town of	09/09/11	722,442	N/A	N/A	721,082	-	1,360	-	DC	FPF (D)
Monte Vista, City of	10/12/11	348,207	30	0.000%	-	-	348,207	-	DC	(B)
Blanca, Town of	10/14/11	485,493	30	0.000%	485,493	-	-	-	DC	PPF (A)
Nunn, Town of	12/09/11	2,424,000	30	1.000%	2,253,690	-	170,310	-	DC	PPF (D)
Salida, City of	12/21/11	545,000	20	0.000%	-	-	396,273	148,727	DL	gr (C)
Crested Butte, Town of	02/29/12	400,000	20	2.000%	-	-	400,000	-	DL	(B)
Navajo Western WD	05/03/12	1,011,099	30	0.000%	-	-	104,954	906,145	DC	(C)
Forest View Acres WD	06/15/12	2,000,000	20	0.000%	-	-	-	2,000,000	DL	gr
Rifle, City of	08/14/12	21,858,367	20	1.860%	16,406,610	-	3,888,367	-	LL	
Rifle, City of	08/14/12	2,000,000	20	2.000%	-	-	-	2,000,000	DL	
Louviers W&SD	10/19/12	1,139,650	30	0.000%	973,955	-	165,695	-	DC	PPF (D)
Merino, Town of	11/07/12	1,110,000	30	1.000%	-	-	29,114	1,080,886	DC	PPF (C)
Crowley, Town of	11/19/12	100,000	30	0.000%	-	-	-	100,000	DC	gr
Elbert W&SD	11/21/12	497,000	N/A	N/A	408,188	-	88,812	-	DC	FPF (D)
Rye, Town of	12/03/12	107,476	N/A	N/A	96,728	-	10,748	-	DC	FPF (D)
Huerfano County Gardner W&S PID	12/05/12	593,000	N/A	N/A	469,079	-	123,921	-	DC	gr FPF (D)
Cucharas S&WD	12/20/12	87,000	20	2.000%	-	-	69,461	17,539	DL	(C)
Vilas, Town of	01/31/13	655,000	N/A	N/A	514,405	-	140,595	-	DL	FPF (D)
Vona, Town of	01/31/13	182,000	N/A	N/A	152,779	-	29,221	-	DC	FPF (D)
Crested Butte South MD	02/20/13	500,000	20	2.000%	-	-	419,390	80,610	DL	(C)

Colorado Water Resources & Power Development Authority
DRINKING WATER REVOLVING FUND (DWRF) LOAN PROGRAM
 2015 BIENNIAL REPORT - EXHIBIT A - LOAN SUMMARY REPORT
 As of December 31, 2015

DETAIL OF LOANS FINANCED UNDER THE DWRF PROGRAM (Cont'd)										
Borrower	Loan Date	Loan Amount	Loan Term (In Years)	Effective Loan Interest Rate	DW SRF Funds Obligated to Loan (a)	2009 ARRA Funds Obligated to Loan (d)	State Match Obligated to Loan (b)	Reloan Funds Obligated to Loan (c)	Loan Type	Notes
Timbers W&SD	03/07/13	350,000	20	0.000%	-	-	249,495	100,505	DL	gr (C)
South Sheridan WSS&SDD	06/28/13	1,985,245	30	1.000%	1,525,918	-	459,327	-	DL	(D)
Evans, City of	08/12/13	1,500,000	10	0.000%	1,152,443	-	347,557	-	DL	gr (D)
Stratton, Town of	08/30/13	919,000	30	0.000%	-	-	71,206	847,794	DC	gr (C)
Rangely, Town of	10/02/13	1,500,000	20	2.000%	913,564	-	586,436	-	DL	(D)
Coal Creek, Town of	11/08/13	350,000	20	0.000%	-	-	60,004	289,996	DL	gr (C)
Larkspur, Town of	01/17/14	2,847,920	30	0.000%	2,204,294	-	643,626	-	DC	PPF
Yampa, Town of	05/06/14	1,370,241	30	1.000%	-	-	-	1,370,241	DC	PPF
Williamsburg, Town of	05/09/14	826,000	30	1.000%	-	-	-	826,000	DC	
Kim, Town of	05/16/14	241,500	N/A	N/A	186,540	-	54,960	-	DC	FPF
Clifton WD	05/29/14	13,948,507	21	1.890%	8,432,204	-	2,316,303	-	LL	
Left Hand WD	05/29/14	29,900,336	20	1.980%	17,851,522	-	4,903,814	-	LL	
Paonia, Town of	05/29/14	2,996,494	21	2.080%	1,727,072	-	474,422	-	LL	
Paonia, Town of	05/29/14	847,920	N/A	N/A	663,077	-	184,843	-	DC	FPF
Granby, Town of	06/11/14	741,524	N/A	N/A	577,376	-	164,148	-	DC	FPF
Empire, Town of	06/13/14	847,920	N/A	N/A	660,685	-	187,235	-	DC	FPF
Florissant W&SD	06/24/14	847,920	N/A	N/A	660,773	-	187,147	-	DC	FPF
Larimer County LID 2013-3 (Fish Creek)	06/30/14	314,505	20	2.000%	244,674	-	69,831	-	DL	
Hayden, Town of	07/09/14	915,000	20	2.000%	714,251	-	200,749	-	DL	
La Plata County Palo Verde PID	08/08/14	272,500	20	2.000%	213,776	-	58,724	-	DL	
Shadow Mountain Village LID	10/28/14	599,427	N/A	N/A	-	-	-	599,427	DC	FPF
Manzanola, Town of	10/29/14	682,000	N/A	N/A	531,029	-	150,971	-	DC	FPF
Castle Pines MD	10/30/14	1,800,000	20	2.000%	1,399,522	-	400,478	-	DL	
Costilla County Garcia DWS	11/07/14	270,293	N/A	N/A	210,199	-	60,094	-	DC	FPF
Wiley, Town of	11/07/14	207,000	N/A	N/A	161,203	-	45,797	-	DC	FPF
Edgewater, City of	01/15/15	2,000,000	20	2.000%	1,555,024	-	444,976	-	DL	
Center, Town of	01/27/15	1,103,000	30	0.000%	-	-	-	-	DC	(E)
Antonito, Town of	02/20/15	3,400,000	30	0.000%	371,243	-	103,936	-	DC	(E) PPF
Dillon, Town of	03/16/15	1,800,000	20	2.000%	84,095	-	24,064	-	DL	(E)
Spring Canyon W&SD	04/15/15	2,200,000	20	2.000%	-	-	-	-	DL	(E)
Denver Southeast Suburban W&SD	04/23/15	14,250,066	21	2.068%	371,241	-	106,186	-	LL	(E)
Genesee W&SD	04/23/15	9,790,312	19	2.174%	628,369	-	179,810	-	LL	(E)
Roxborough W&SD (Plum Valley Heights)	04/23/15	5,199,125	21	2.073%	-	-	-	-	LL	(E)
Columbine Lake WD	04/29/15	690,000	20	2.000%	414,191	-	118,091	157,718	DL	(E)
Yampa Valley HA (Fish Creek)	06/01/15	729,891	30	0.000%	466,185	-	133,401	-	DC	(E) PPF
Highland Lakes WD	06/17/15	2,000,000	20	2.000%	9,191	-	2,630	34,376	DL	(E)
Lake City, Town of	07/10/15	500,000	30	0.000%	112,623	-	32,227	-	DC	(E)
Flagler, Town of	11/20/15	652,900	30	0.000%	-	-	-	-	DC	(E)
Flagler, Town of	11/20/15	190,100	N/A	N/A	-	-	-	-	DC	(E) PPF de
Genesee W&SD	12/11/15	2,500,000	20	0.000%	-	-	-	-	DL	(E)
TOTALS		\$ 552,460,246			\$ 208,601,055	\$ 32,290,880	\$ 56,083,954	\$ 50,356,952		

Colorado Water Resources & Power Development Authority
DRINKING WATER REVOLVING FUND (DWRf) LOAN PROGRAM
 2015 BIENNIAL REPORT - EXHIBIT A - LOAN SUMMARY REPORT
 As of December 31, 2015

SUMMARY OF DW SRF LOANS MADE BY TYPE OF LOAN								
Loan Type	Number of Loans Financed	Total Amount of Financing Assistance- Loans	Total DW SRF Funds Obligated (a)	Total 2009 ARRA Funds Obligated (d)	Total State Funds Obligated (b)	Total Reloan Funds Obligated (c)	Bond Proceeds (Leveraging)	Undrawn Portion of Open-sourced Funded Loans
Base Program:								
Disadvantaged Communities Direct Loans	74	\$ 56,047,310	\$ 25,276,455	\$ -	\$ 5,037,089	\$ 20,377,489	\$ -	\$ 5,356,276
Direct Loans	70	73,605,008	23,340,780	-	11,939,122	29,979,462	-	8,345,644
Leveraged Loans	42	390,517,048	159,983,820	-	39,107,743	-	171,596,590	19,828,897
American Recovery & Reinvestment Act:								
Disadvantaged Communities Direct Loans	7	8,619,354	-	8,619,354	-	-	-	-
Direct Loans	17	23,671,526	-	23,671,526	-	-	-	-
Total Loans for SRF Program	210	\$ 552,460,246	\$ 208,601,055	\$ 32,290,880	\$ 56,083,954	\$ 50,356,952	\$ 171,596,590	\$ 33,530,817



Disadvantage Community Loans	Amount	No. of Loans
Base Program - reduced interest	\$ 8,894,053	11
Base Program - zero percent interest	15,691,295	27
Base Program - full principal forgiveness	17,207,629	26
Base Program - partial princ forgiv & reduced interest	5,651,379	5
Base Program - partial princ forgiv & zero percent interes	8,602,954	5
ARRA - full principal forgiveness	6,619,354	6
ARRA - zero percent interest	2,000,000	1
TOTAL	\$ 64,666,664	81

Green Project Loans	7,357,000.00	9
----------------------------	---------------------	----------

Certain green project loans are also disadvantage community loans and are counted in each schedule.

Colorado Water Resources & Power Development Authority
DRINKING WATER REVOLVING FUND (DWRF) LOAN PROGRAM
 2015 BIENNIAL REPORT - EXHIBIT A - LOAN SUMMARY REPORT
 As of December 31, 2015

STATE DIRECT LOAN PROGRAM				
Borrower	Amount of Loan	Loan Date	Loan Term	Loan Rate
Idledale W&SD	\$ 250,000	07/10/95	20 YEARS	4.500%
Fairplay #1, Town of	250,000	08/01/95	20 YEARS	4.500%
Minturn, Town of	300,000	08/11/95	20 YEARS	4.500%
Empire, Town of	331,432	08/24/95	20 YEARS	4.500%
Elizabeth, Town of	500,000	10/01/95	20 YEARS	4.500%
Lake Creek MD	500,000	01/12/96	20 YEARS	4.500%
Fraser, Town of	200,000	04/15/96	5 YEARS	4.500%
Baca Grande, W&SD	500,000	02/01/96	10 YEARS	4.500%
Firestone, Town of	95,000	06/13/96	10 YEARS	4.500%
Nunn, Town of	330,260	08/12/96	20 YEARS	4.500%
Lochbuie, Town of	351,889	08/28/96	20 YEARS	4.500%
Lyons, Town of	500,000	08/19/96	21 YEARS	4.500%
Bayfield, Town of	350,000	11/15/96	20 YEARS	4.500%
Fairplay #2, Town of	200,000	07/30/97	20 YEARS	4.500%
Idaho Springs, Town of	500,000	10/15/97	20 YEARS	4.500%
Westlake W&SD	250,000	08/19/97	20 YEARS	4.500%
Redstone W&SD	410,000	12/01/97	20 YEARS	4.500%
TOTAL STATE DIRECT LOANS FUNDED	\$ 5,818,581	Number of Non-SRF direct loans	17	

Explanation of DW SRF Loan Funding and/or Subsidization

- (a) DW SRF Funds = Drinking Water State Revolving Fund - Received from EPA Capitalization Grant Awards
 (b) State Match Funds = (Required 20% match for Each Dollar Received From EPA Grants from State Funds) - Provided Mainly from Authority Funds. Also see Note (B)
 (c) Reloan Monies = Recycled DW SRF funds - No State Match Required
 (d) ARRA = 2009 American Recovery and Reinvestment Act funds - received from USEPA capitalization grant award; no state match required

Type of Loan:

- LL = Leveraged Loan - Funded from bond proceeds
 DL = Direct Loan - Funded from available sources: (1) Authority state funds, (2) Grant Funds or (3) Drinking Water SRF Reloan funds.
 DC = Disadvantaged Community Loans
 ARDL = American Recovery and Reinvestment Act (ARRA) Direct Loans = Funded in full from ARRA funds; no state match required.
 ARDC = American Recovery and Reinvestment Act (ARRA) Disadvantaged Community Direct Loans = Funded in full from ARRA funds; no state match required.

Borrower Abbreviations Clarification:

- | | | | |
|----------------------------------|------------------------------------|--------------------------------------|---|
| DWS = Domestic Water System | MD= Metropolitan District | W&SD = Water and Sanitation District | WD = Water District |
| HA = Housing Authority | PID = Public Improvement District | WA = Water Authority | WW = Water Works |
| LID = Local Improvement District | S&WD = Sanitation & Water District | WC = Water Commission | WSS&SDD = Water, Sanitary Sewer & Storm Drainage District |

Notes / Comments:

- (A) Loan funded entirely with Federal grant funds. State match deposited directly to Drinking Water SRF Reloan Account at execution of loan.
 (B) Loan funded entirely with State Match (from state match deposited directly to Drinking Water SRF Reloan Account when 100% grant funded loan is executed. -see comment A)
 (C) Loans with split funding from Direct Deposited State Match and Other Sources on Deposit in DW SRF Reloan
 (D) Remaining undrawn project funds of 100% grant-funded loan as of January 1, 2014 converted to using grant/state match proportionality.
 (E) Open-source funded loan - Payments of project draws may be paid from grant and state match and/ or reloan. Total sources of funding will not be known until project is completed. Until then, amounts shown reflect total amount of grant/state match / reloan (excludes bond proceeds) drawn on the project and may not equal total loan amount .
 FPF = Loan received full principal forgiveness when executed.
 PPF = Loan received partial principal forgiveness when executed.
 gr = Project or portion of project qualified as green.
 de = Design and engineering loan.

Exhibit B

DWRF Planning and Design Grants

COLORADO DWRF ANNUAL REPORT

EXHIBIT B DWRF PLANNING/DESIGN GRANT FUNDS FROM 2001 THROUGH 2014 DWRF PLANNING GRANT FUNDS FROM 2015**

(\$10,000 EACH)

Recipients of 2001 Funds	Received Application	Criteria Met	Agreement Date	Project Number	Expiration / Completion Date
1) La Junta, City of	4/12/2001	Both	4/18/2001	WQC01000040	10/3/2001
2) Aspen Springs MD	5/14/2001	Rate	6/18/2001	WQC02000018	6/30/2002
3) Cedaredge, Town of	5/25/2001	Income	6/15/2001	WQC02000006	12/2/2003
4) Pinewood Springs WD	11/28/2001	Rate	12/11/2001	WQC02000029	6/30/2003
5) Oak Creek, Town of	10/31/2001	Income	11/6/2001	WQC02000026	12/30/2003
Recipients of 2002 Authority Funds					
1) Grand County	4/30/2002	Rate	5/9/2002	WQC02000044	6/30/2003
2) Parkville WD	6/28/2002	Income	7/22/2002	WQC03000014	12/31/2003
3) Ouray , City of	12/19/2002	Income	Pending	030051	1/31/2004
4) Nucla, Town of	2/24/2003	Income/Rate	Pending	020027	3/31/2004
5) Naturita, Town of	2/24/2003	Income	Pending	020026	3/31/2004
6) Florence, City of	6/6/2003	Income/Rate	5/1/2003	960033	12/31/2003
7) Olde Stage WD	6/25/2003	Rate	Pending	960084	6/30/2004
8) Pinewood Springs WD	7/11/2003	Rate	Pending	960093	3/1/2004
9) East Alamosa WSD	6/27/2003	Income	9/1/2003	000007	12/31/2004
Recipients of 2003 Authority Funds					
1) Sedgwick, Town of	8/7/2003	Income	8/15/03?	8/2/2009	7/31/2004
2) Victor, City of	09/23/03	Income	10/01/03	010037	12/31/2004
3) Georgetown, Town of	10/17/2003	Income	11/1/2003	030026	12/31/2004
4) Haswell, Town of *	10/29/2003	Income	11/15/2003	010016	12/31/2004
5) Swink, Town of	11/4/2003	Income	12/10/2003	030065	12/31/2004
6) Mountain WSD*	11/12/2003	Rate	12/10/2003	040015D	12/31/2004
7) Forest View Acres WD	2/10/2003	Rate	12/15/2003	030022	6/30/2005
Recipients of 2004 Authority Funds					
1) Walden, Town of	1/16/2004	Income	2/29/2004	960115D	12/31/2004
2) Evans, City of	3/3/2004	Income	3/10/2004	960199D	12/31/2005
3) Lookout Mt.WD	4/28/2004	Rate	4/20/2004	990030D	12/31/2005
4) Larkspur	4/13/2004	Income	12/28/2004	960061D	12/31/2005
5) Platteville	4/14/2004	Rate/Income	6/1/2004	9600094D	8/30/2005
6) Sedalia WSD	6/17/2004	Income	7/1/2004	960105D	7/1/2005
7) Hillrose, Town of	8/4/2004	Income	8/1/2004	040033D	7/31/2005
8) La Jara, Town of	11/30/2004	Income	11/15/2004	040011D	12/31/2005
9) Eckley, Town of	12/7/2004	Income	12/30/2004	050021D	6/30/2006
10) Bristol, WSD	12/22/2004	Income	12/30/2004	05120006D	6/30/2006

*GRANTS CANCELLED (NOT READY TO PROCEED)

COLORADO DWRF ANNUAL REPORT

EXHIBIT B DWRF PLANNING/DESIGN GRANT FUNDS FROM 2001 THROUGH 2014 DWRF PLANNING GRANT FUNDS FROM 2015**

(\$10,000 EACH)

Recipients of 2005 Authority Funds	Received Application	Criteria Met	Agreement Date	Project Number	Expiration / Completion Date
1) Pritchett, Town of	12/23/2004	Rate/Income	1/7/2005	050041D	6/30/2006
2) Hotchkiss, Town of	1/6/2005	Income	1/31/2005	010017D	6/30/2006
3) Hudson, Town of*	2/1/2005	Income	2/11/2005	020023D	8/30/2006
4) Alamosa, City of	2/10/2005	Income	2/15/2005	000001D	8/31/2006
5) DeBeque, Town of	5/16/2005	Income	6/1/2005	040005D	11/30/2006
6) Rifle, City of	6/28/2005	Income	7/15/2005	020007D	1/15/2007
7) Bethune, Town of	7/18/2005	Income	8/1/2005	050004D	1/30/2007
8) Boone, Town of	8/4/2005	Rate/Income	8/15/2005	050005D	2/15/2007
9) Palisade, Town of	8/16/2005	Income	9/1/2005	040022D	2/28/2007
10) Mountain WSD*	10/13/2005	Rate	10/17/2005	040015D	4/17/2007
Recipients of 2006 Authority Funds					
1) Cuchara WSD	11/9/2005	Rate/Income	8/1/2006	060002D	1/1/2008
2) Ordway, Town of	11/21/2005	Rate/Income	2/1/2006	030045D	7/31/2007
3) Hayden, Town of	12/8/2005	Income	2/1/2006	960137D-1	8/1/2007
4) Ralston Valley WD	1/27/2006	Rate	2/1/2006	060012D	8/1/2007
5) Kit Carson, Town of	10/18/2006	Income	11/1/2006	960056D	5/1/2008
6) Genoa, Town of	3/27/2006	Income	4/1/2006	960161D	10/1/2007
7) Bennett, Town of	4/13/2006	Income	5/1/2006	960007D	11/1/2007
8) Stratton, Town of	10/12/2006	Rate/Income	11/1/2006	050048D	5/1/2008
9) Wiggins, Town of	11/22/2005	Income	11/1/2006	050056D	5/1/2008
10) Alamosa, City of	2/10/2005	Income	12/15/2006	000001D	6/14/2008
Recipients of 2007 Authority Funds					
1) Las Animas, City of	3/1/2007	Rate/Income	3/15/2007	050032D	9/14/2008
2) Arriba, Town of	3/6/2007	Income	3/1/2007	030002D	8/31/2008
3) Williamsburg, Town of	3/14/2007	Rate/Income	4/1/2007	020015D	9/30/2008
4) La Veta, Town of	3/6/2007	Income	3/1/2007	020024D	8/31/2008
5) Kim, Town of	3/6/2007	Rate/Income	3/1/2007	030033D	8/31/2008
6) Florissant WSD	3/9/2007	Rate	5/1/2007	030021D	10/30/2008
7) Turkey Cannon WD	3/23/2007	Rate	4/1/2007	050050D	9/30/2008
8) Nederland, Town of	7/30/2007	Rate	8/1/2007	060027D	1/31/2009
9) Naturita, Town of	5/14/2007	Income	6/1/2007	070011D	11/30/2008
10) Estes Park, Town of	12/7/2007	Income	12/15/2007	990019D	6/15/2009

COLORADO DWRP ANNUAL REPORT

EXHIBIT B DWRP PLANNING/DESIGN GRANT FUNDS FROM 2001 THROUGH 2014 DWRP PLANNING GRANT FUNDS FROM 2015**

(\$10,000 EACH)

***GRANTS CANCELLED (NOT READY TO PROCEED)**

Recipients of 2008 Authority Funds	Received Application	Criteria Met	Agreement Date	Project Number	Expiration / Completion Date
1) Costilla County for San Luis WSD	1/8/2008	Income	1/15/2008	030059D	7/14/2009
2) Seibert, Town of	1/11/2008	Income	2/1/2008	000017D	7/31/2009
3) Paonia, Town of	2/11/2008	Income	2/29/2008	000015D	8/31/2009
4) Teller County WSD #1	3/6/2008	Rate	4/1/2008	040030D	9/30/2009
5) Red Rock Valley Estates	4/14/2008	Income	5/1/2008	040024D	10/31/2009
6) Rye, Town of	5/15/2008	Income	6/1/2008	960120D	11/30/2009
7) Cedaredge, Town of	5/15/2008	Rate/Income	6/1/2008	000004D	11/30/2009
8) Idaho Springs, City of	8/8/2008	Rate/Income	8/15/2008	010018D	2/14/2010
9) Hot Sulphur Springs	8/11/2008	Rate/Income	8/15/2008	960047D	2/14/2010
10) Pagosa Area WSD	10/3/2008	Income	10/15/2008	960087D	4/14/2010
Recipients of 2009 Authority Funds					
1) Lamar, City of	12/2/2008	Rate/Income	1/1/2009	050031D	6/30/2010
2) Rockvale, Town of	12/2/2008	Rate/Income	1/2/2009	090003D	7/1/2010
3) Turkey Cannon Water District	12/22/2008	Rate	1/1/2009	050050D	6/30/2010
4) La Plata Archuleta Water District	12/23/2008	Rate/Income	1/1/2009	090013D	6/30/2010
5) Baca Grande Water & San Dist	12/22/2008	Rate/Income	1/1/2009	960005D	6/30/2010
6) Ophir, Town of	1/13/2009	Rate	1/15/2009	030044D	7/15/2010
7) Lake Durango WA	1/21/2009	Rate	2/1/2009	090024D	7/30/2010
8) Wray, City of	1/26/2009	Income	2/1/2009	050058D	7/30/2010
9) Two Buttes, Town of	1/29/2009	Income	2/15/2009	040031D	8/15/2010
10) Palmer Lake, Town of	2/20/2009	Rate	3/1/2009	010028D	9/1/2010
Recipients of 2010 Authority Funds					
1) Vona, Town of	11/10/2009	Income	1/1/2010	060023D	6/30/2011
2) Walsenburg, City of	12/4/2009	Income	1/1/2010	050053D	6/30/2011
3) Manitou Springs, City of	12/9/2009	Income	1/1/2010	050034D	6/30/2011
4) Pine Drive WSD	12/11/2009	Rate	1/1/2010	990035D	6/30/2011
5) Elbert WSD	12/14/2009	Income	1/1/2010	100036D	6/30/2011
6) La Jara, Town of	1/25/2010	Income	2/15/2010	040011D & 100063D	8/14/2011
7) Oak Creek, Town of	12/16/2009	Rate/Income	1/15/2010	960082D	7/15/2011
8) Manassa, Town of	1/6/2010	Income	1/15/2010	100071D	7/15/2011
9) Divide MPC	1/14/2010	Rate	1/1/2010	050019D	6/30/2011
10) Granby, Town of	1/12/2010	Income	1/15/2010	090090D	7/15/2011
11) Arabian Acres MD	1/14/2010	Rate	1/1/2010	070006D	6/30/2011
12) Vilas, Town of	1/14/2010	Income	2/1/2010	090036D	7/31/2011

COLORADO DWRF ANNUAL REPORT

EXHIBIT B DWRF PLANNING/DESIGN GRANT FUNDS FROM 2001 THROUGH 2014 DWRF PLANNING GRANT FUNDS FROM 2015**

(\$10,000 EACH)

13) Grover, Town of	1/15/2010	Income	2/1/2010	070013D	7/31/2011
14) Cascade MD #1	1/14/2010	Rate	2/1/2010	100020D	7/31/2011
15) Bone Mesa Water District	3/26/2010	Rate/Income	4/1/2010	100005D	9/30/2011
					Expiration / Completion Date
Recipients of 2011 Authority Funds	Received Application	Criteria Met	Agreement Date	Project Number	Expiration / Completion Date
1) Strasburg Sanitation & Water District	10/22/2010	Rate	1/1/2011	090127D	6/30/2012
2) Cheyenne Wells, Town of	10/22/2010	Income	1/1/2011	090127D	6/30/2012
3) Salida, City of	12/6/2010	Income	1/1/2011	100001D	6/30/2012
4) Granby, Town of (Moraine Park)	10/28/2010	Income	1/1/2011	070001D	6/30/2012
5) Silt, Town of	12/10/2010	Income	1/1/2011	990039D	6/30/2012
6) Rifle, City of	12/8/2010	Income	1/1/2011	090090D	6/30/2012
7) Jamestown, Town of	12/27/2010	Rate	1/1/2011	020008D	6/30/2012
8) Cheraw, Town of	12/9/2010	Income	1/1/2011	020007D	6/30/2012
9) Crested Butte, Town of	12/10/2010	Income	1/1/2011	960051D	6/30/2012
10) Log Lane Village, Town of	12/10/2010	Rate/Income	1/1/2011	100095D	6/30/2012
11) Edgemont Ranch MD	12/10/2010	Rate/Income	1/1/2011	080009D	6/30/2012
12) Nunn, Town of	12/10/2010	Rate/Income	1/1/2011	030040D	6/30/2012
13) Ridgway, Town of	12/27/2010	Rate/Income	1/1/2011	100027D	6/30/2012
14) Winter Park WSD	12/30/2010	Income	1/15/2011	100013D	6/30/2012
15) Genoa, Town of	10/31/2011	Income	11/1/2011	080018D	04/30/2013
16) Oak Creek, Town of	12/21/2010	Rate/Income	6/1/2011	960082D	12/31/2012
17) Fowler, Town of	12/13/2010	Rate/Income	6/1/2011	960038D	12/31/2012
18) Cascade WSD #1	5/11/2011	Rate/Income	6/1/2011	100020D	12/31/2012
19) Merino, Town of	5/19/2011	Rate/Income	6/1/2011	090033D	12/31/2012
20) Cedaredge, Town of	1/3/2011	Income	6/1/2011	000004D	12/31/2012
21) Walden, Town of	6/14/2011	Income	8/1/2011	960115D	2/28/2013
22) Conifer Metro District	8/2/2011	Rate	8/15/2011	100034D	2/14/2013
23) Lake Cree Metro Water District	8/11/2011	Rate	8/15/2011	090111D	2/14/2013
24) Jefferson County Park Water	8/9/2011	Rate	9/1/2011	030030D	2/28/2013
25) Forest View Acres Water District	8/12/2011	Rate	9/1/2011	030022D	2/28/2013
					Expiration / Completion Date
Recipients of 2012 Authority Funds	Received Application	Criteria Met	Agreement Date	Project Number	Expiration / Completion Date
Riverdale Peaks II MD	11/2/2011	Income/Rate	6/1/2011	121302D	6/30/2013
Greatrock North WSD	11/2/2011	Income/Rate	6/1/2011	110009D	6/30/2013
Hayden, Town of	11/21/2011	Rate	6/1/2011	960137D	6/30/2013
Rangely, Town of	11/25/2011	Rate	6/1/2011	960052D	6/30/2013
Yampa, Town of	12/6/2011	Income/Rate	6/1/2011	960238D	6/30/2013
Paoli, Town of	12/13/2011	Income	8/1/2011	121301D	6/30/2013

COLORADO DWRP ANNUAL REPORT

EXHIBIT B DWRP PLANNING/DESIGN GRANT FUNDS FROM 2001 THROUGH 2014 DWRP PLANNING GRANT FUNDS FROM 2015**

(\$10,000 EACH)

Naturita, Town of	12/21/2011	Income	8/15/2011	070011D	7/15/2013
Branson, Town of	12/29/2011	Income	8/15/2011	780003D	7/15/2013
Nucla, Town of	12/29/2011	Income	9/1/2011	110015D	7/15/2013
Jamestown, Town of	1/3/2012	Rate	9/1/2011	960051D	7/31/2013
Florissant WSD	1/10/2012	Rate	2/1/2012	030021D	7/31/2013
Rainbow Valley WD	1/10/2012	Rate	2/1/2012	960225D	7/31/2013
Salida, City of	1/10/2012	Income	2/1/2012	990039D	7/31/2013
South Sheridan WS&SDD	1/11/2012	Income	3/15/2012	130003D	9/15/2013
Ordway, Town of	1/12/2012	Income	2/1/2012	030045D	7/31/2013
Central City, City of	1/12/2012	Income/Rate	3/15/2012	050009D	9/15/2013
St. Charles Mesa WD	1/17/2012	Income	3/15/2012	960145D	9/15/2013
Olney Springs, Town of	1/23/2012	Income	3/15/2012	100008D	9/15/2013
Coal Creek, Town of	1/23/2012	Income/Rate	3/15/2012	050012D	9/15/2013
Louviers SD	3/1/2012	Income/Rate	3/15/2012	100026D	9/15/2013
Larimer County Big Elk meadows	3/1/2012	Income/Rate	3/15/2012	130005D	9/15/2013
Navajo Western	3/5/2012	Income	3/15/2012	120031D	9/15/2013
Stratton, Town of	3/9/2012	Income	3/15/2012	050048D	9/15/2013
Westwood Lakes WD	3/9/2012	Rate	4/15/2012	990048D	10/12/2013
Peetz, Town of	3/13/2012	Income	4/15/2012	100078D	10/12/2013
	Received		Agreement		Expiration /
Recipients of 2013 Authority Funds	Application	Criteria Met	Date	Project Number	Completion Date
Delta County for Stucker Mesa Domestic WC	2/7/2013	MHI	2/15/2013	130259D	8/15/2014
Burlington, City of	1/29/2013	MHI	2/15/2013	960189D	8/15/2014
Wiley, Town of	1/7/2013	MHI	2/15/2013	130251D	8/15/2014
Otero County for Valley Water Company	2/5/2013	MHI	5/15/2013	130271D	10/15/2014
County of Costilla	1/29/2013	MHI	2/15/2013	130007D	8/15/2014
Fowler, Town of	1/30/2013	MHI	2/15/2013	130117D	8/15/2014
Sheridan Lake WD	1/7/2013	MHI	2/28/2013	130260D	8/28/2014
Williamsburg, Town of	1/8/2013	MHI	2/28/2013	020015D	8/28/2014
Manzanola, Town of	1/10/2013	MHI	2/28/2013	120017D	8/28/2014
Kim, Town of	1/25/2013	MHI	2/28/2013	130145D	8/28/2014
Flagler, Town of	1/25/2013	MHI	2/28/2013	130112D	8/28/2014
Buena Vista, Town of	1/31/2013	MHI	2/28/2013	130062D	8/28/2014
Grand Mesa Water Conservancy District - Enterprise Fund	1/29/2013	MHI	2/28/2013	090010D	8/28/2014
Kremmling, Town of	1/29/2013	MHI	2/28/2013	130147D	8/28/2014
Central City, City of	1/30/2013	MHI	2/28/2013	130071D	8/28/2014

COLORADO DWRF ANNUAL REPORT

EXHIBIT B DWRF PLANNING/DESIGN GRANT FUNDS FROM 2001 THROUGH 2014 DWRF PLANNING GRANT FUNDS FROM 2015**

(\$10,000 EACH)

Recipients of 2014 Authority Funds	Received Application	Criteria Met	Agreement Date	Project Number	Expiration / Completion Date
Eads, Town of	1/31/2014	MHI	3/1/2014	140074D	9/1/2015
Costilla County (Viejo San Acacio)	1/31/2014	MHI	3/1/2014	150030D	9/1/2015
Costilla County Water & Sanitation District	1/31/2014	MHI	3/1/2014	140051D	9/1/2015
Paoli, Town of	1/31/2014	MHI	3/1/2014	130001D	9/1/2015
Branson, Town of	1/28/2014	MHI	3/1/2014	120003D	9/1/2015
St. Mary's Glacier WSD	4/29/14	MHI	5/1/2014	140259D	11/1/2015
Ordway, Town of	9/11/2014	MHI	12/1/2014	140202D	6/1/2016
Julesburg, Town of	10/1/2014	MHI	10/1/2014	140135D	4//2016
Granada, Town of	11/20/2014	MHI	12/1/2014	160210D	6/1/2016
Cripple Creek, City of	5/4/14	MHI	5/1/2014	140058D	11/1/2015
Costilla County (San Acacio Domestic Water Association)	1/31/2014	MHI	3/1/2014	140320D	9/1/2015
Costilla County (San Francisco, Chama, Los Fuertos, San Pablo, and San Pedro)	1/31/2014	MHI	3/1/2014		9/1/2015
Shadow Mountain Village LID	9/30/2014	MHI	10/1/2014	140249D	4/1/2016
Recipients of 2015 Authority Funds**	Received Application	Criteria Met	Agreement Date	Project Number	Expiration / Completion Date
Lamar, City of	3/27/2015	MHI	7/15/2015	140151D	7/15/2016
Antonito, Town of	11/12/2015	MHI	12/1/2015	140302D	12/1/2016

**In 2015, the program switched from Planning & Design Grants to Planning Grants.

Exhibit C

Binding Commitments

Colorado Water Resources & Power Development Authority
DRINKING WATER REVOLVING FUND (DWRF)
2015 BIENNIAL REPORT - EXHIBIT C - BINDING COMMITMENTS
As of December 31, 2015

Federal Quarter Ending	FED. YEAR	FED. QTR.	Base Program Grant Award FS998832 -	2009 ARRA* Grant Award 2F-978814 -	Total Deposits to LOC (Loan Program Only)	State Funds to Match Grant Funds	Cumulative Federal Funds Deposits Plus State Match	Notes	Executed Loans	Cumulative Binding Commitments	Binding Commitments Percentage (a)
Cumulative Balance as of 12/31/2008			97 - 07		\$108,981,185	\$28,066,520		(b)	\$297,428,758		
03/31/09	FY09	2					137,047,705		561,939	297,990,697	240.03%
06/30/09	FY09	3	08-0, 09-1		20,090,000	5,740,000	162,877,705		4,054,446	302,045,143	220.39%
09/30/09	FY09	4		01-2	32,290,880	0	195,168,585		30,768,382	332,813,525	242.85%
12/31/09	FY10	1					195,168,585		8,543,821	341,357,346	249.08%
03/31/10	FY10	2					195,168,585		4,231,042	345,588,388	252.17%
06/30/10	FY10	3	10-0		4,152,765	1,203,700	200,525,050		8,841,154	354,429,542	217.60%
09/30/10	FY10	4	10-0		4,152,765	1,203,700	205,881,515		4,643,397	359,072,939	183.98%
12/31/10	FY11	1	10-0		4,152,765	1,203,700	211,237,980		7,673,242	366,746,181	187.91%
03/31/11	FY11	2	10-0		4,152,765	1,203,700	216,594,445		29,051,745	395,797,926	202.80%
06/30/11	FY11	3					216,594,445		1,169,729	396,967,655	197.96%
09/30/11	FY11	4					216,594,445		5,362,652	402,330,307	195.42%
12/31/11	FY12	1					216,594,445		3,802,700	406,133,007	192.26%
03/31/12	FY12	2					216,594,445		400,000	406,533,007	187.69%
06/30/12	FY12	3	11-2, 12-0		5,510,177	1,617,950	223,722,572		3,011,099	409,544,106	189.08%
09/30/12	FY12	4	11-2, 12-0		5,510,178	1,617,950	230,850,700		23,858,367	433,402,473	200.10%
12/31/12	FY13	1	11-2, 12-0		5,510,177	1,617,950	237,978,827		3,634,126	437,036,599	201.78%
03/31/13	FY13	2	11-2, 12-0		5,693,718	1,671,150	245,343,695		1,687,000	438,723,599	202.56%
06/30/13	FY13	3					245,343,695		1,985,245	440,708,844	196.99%
09/30/13	FY13	4	13-0		2,726,003	746,850	248,816,548		2,419,000	443,127,844	191.95%
12/31/13	FY14	1	13-0		2,726,002	746,850	252,289,400		1,850,000	444,977,844	186.98%
03/31/14	FY14	2	13-0		2,726,003	746,850	255,762,253		2,847,920	447,825,764	182.53%
06/30/14	FY14	3	13-0		2,726,002	746,850	259,235,105		52,882,868	500,708,632	204.08%
09/30/14	FY14	4	14-1		2,506,095	769,700	262,510,900		1,187,500	501,896,132	201.71%
12/31/14	FY15	1	14-1		2,506,095	769,700	265,786,695		3,558,720	505,454,852	200.35%
03/31/15	FY15	2	14-1		2,506,095	769,700	269,062,490		8,303,000	513,757,852	200.87%
06/30/15	FY15	3	14-1, 15-1		5,144,138	1,534,350	275,740,978		34,859,394	548,617,246	211.63%
09/30/15	FY15	4	15-1		2,638,043	764,650	279,143,671		500,000	549,117,246	209.18%
12/31/15	FY16	1	15-1		2,638,043	764,650	282,546,364		3,343,000	552,460,246	207.86%
TOTALS					\$229,039,894	\$53,506,470		(c)	\$552,460,246		

* American Recovery and Reinvestment Act

(a) The required minimum percentage for binding commitments is 120%. (Calculated by dividing cumulative loan obligations (binding commitments) by cumulative payments to the LOC one year earlier.) This percentage reflects not only new loan funding and grant awards, but any adjustments made during the current year to existing loans and grants (amendments).

(b) To reduce the size of this report, the 1997 through 2007 grant details and fiscal years prior to 2009 have been combined in the cumulative balances - . Details of these years are available upon request.

(c) Additional and final deposit of \$2,638,043 from 2015 grant and state match of \$764,650 to occur in FY16 Qtr 2 is not reflected on this scheduled

Exhibit D

EPA Capital Contributions Summary

Colorado Water Resources & Power Development Authority
 DRINKING WATER REVOLVING FUND (DWRP)
 2015 BIENNIAL REPORT - EXHIBIT D - EPA CAPITAL CONTRIBUTION SUMMARY
 As of December 31, 2015

DW SRF FEDERAL FUNDS AWARD SUMMARY							
EPA CAPITALIZATION GRANTS	1997 - 2010 CONSOLIDATED (including ARRA)	2011 GRANT	2012 GRANT	2013 GRANT	2014 GRANT	2015 GRANT	TOTAL GRANTS
Grant ID Number	FS99883211-02	FS99883212-00	FS99883213-00	FS99883214-01	FS99883215-01		
Total Federal Share Award	\$ 227,458,600	\$ 16,705,000	\$ 15,920,000	\$ 14,937,000	\$ 15,394,000	\$ 15,293,000	\$ 305,707,600
- Grant Award Date	June 15, 2011	May 8, 2012	June 25, 2013	March 30, 2021	May 28, 2015		
- Project/Budget End Date		April 1, 2018	May 14, 2019	May 30, 2020	March 30, 2021	May 1, 2018	
Total Allocated to Set-Asides	\$ 49,485,475	\$ 5,465,550	\$ 4,935,200	\$ 4,032,990	\$ 5,369,620	\$ 4,740,830	\$ 74,029,665
Total Allocated to Loan Program	\$ 177,973,125	\$ 11,239,450	\$ 10,984,800	\$ 10,904,010	\$ 10,024,380	\$ 10,552,172	\$ 231,677,937

SETASIDES SUMMARY								
SETASIDE / ACTIVITY	1997 - 2010 CONSOLIDATED (including ARRA)	2011 GRANT	2012 GRANT	2013 GRANT	2014 GRANT	2015 GRANT	TOTAL	
GRANT ADMINISTRATION (DD)	Awarded	\$ 9,098,344	\$ 668,200	\$ 636,800	\$ -	\$ 1,213,240	\$ 611,720	\$ 12,228,304
	Used	(9,098,344)	(668,200)	(636,800)	-	(1,213,240)	(309,644)	(11,926,228)
	Remaining	-	-	-	-	-	302,076	302,076
SMALL SYSTEM TECHNICAL ASSIST. (DE)	Awarded	3,980,640	621,100	318,400	298,740	307,880	305,860	5,832,620
	Used	(3,980,640)	(621,100)	(318,400)	(298,740)	(270,369)	-	(5,489,249)
	Remaining	-	-	-	-	37,511	305,860	343,371
STATE PROGRAM MANAGEMENT - PWSS (DF)	Awarded	12,295,028	1,670,500	1,592,000	1,493,700	1,539,400	1,529,300	20,119,928
	Used	(12,295,028)	(1,670,500)	(1,592,000)	(1,493,700)	(558,360)	-	(17,609,588)
	Remaining	-	-	-	-	981,040	1,529,300	2,510,340
CAPACITY DEVELOPMENT (a) (DG)	Awarded	14,685,181	1,670,500	1,592,000	1,493,700	1,539,400	1,529,299	22,510,080
	Used	(14,685,181)	(1,670,500)	(1,592,000)	(1,429,335)	-	-	(19,377,016)
	Remaining	-	-	-	64,365	1,539,400	1,529,299	3,133,064
WELLHEAD PROTECTION (a) (DG)	Awarded	7,616,217	835,250	796,000	746,850	769,700	764,649	11,528,666
	Used	(7,616,217)	(835,250)	(576,012)	-	-	-	(9,027,479)
	Remaining	-	-	219,988	746,850	769,700	764,649	2,501,187
SOURCE WATER PROTECTION (a) (DG)	Awarded	1,660,065	-	-	-	-	-	1,660,065
	Used	(1,660,065)	-	-	-	-	-	(1,660,065)
	Remaining	-	-	-	-	-	-	-
IN-KIND SERVICES AWARDED	150,000						150,000	
IN-KIND SERVICES USED	(150,000)						(150,000)	
Total Setaside Allocations	49,485,475	5,465,550	4,935,200	4,032,990	5,369,620	4,740,828	74,029,663	
Total Setaside Draws	(49,485,475)	(5,465,550)	(4,715,212)	(3,221,775)	(2,041,969)	(309,644)	(65,239,626)	
Total Unliquidated Obligations - Set Asides	\$ -	\$ -	\$ 219,988	\$ 811,215	\$ 3,327,651	\$ 4,431,184	\$ 8,790,037	

(a) Local Assistance Activities (1452k)

LOAN PROGRAM SUMMARY							
	1997 - 2010 CONSOLIDATED (including ARRA)	2011 GRANT	2012 GRANT	2013 GRANT	2014 GRANT	2015 GRANT	TOTAL
Total Loan Program Draws as of 12/31/2014	\$ 177,973,125	\$ 10,361,463	\$ -	\$ -	\$ -	\$ -	\$ 188,334,588
Total Loan Program Draws in 2015	-	877,987	10,984,800	5,513,284	10,024,380	-	27,400,451
Total Loan Program Draws as of 12/31/2015	177,973,125	11,239,450	10,984,800	5,513,284	10,024,380	-	215,735,039
Total Unliquidated Obligations - Loan Program	\$ -	\$ -	\$ -	\$ 5,390,726	\$ -	\$ 10,552,172	\$ 15,942,898

Attachment 1

2015 Intended Use Plan

Colorado Drinking Water Revolving Fund Intended Use Plan



COLORADO
Department of Public
Health & Environment



COLORADO
Department of Local Affairs

2015



Photo by Kavram

Table of Contents

Long Term Goals.....	2
Short Term Goals.....	2
Drinking Water Revolving Fund Projects	3
Drinking Water Revolving Fund Project Lists	4
Criteria, Methods and Evaluation for DWRF Distribution	4
Application, Prioritization and Approval	4
Allocation of Loan Proceeds	5
Capitalization Grant	5
Capitalization Grants and Re-loan Funds	7
Disadvantaged Communities (DAC) Loans.....	8
Planning and Design Grants	8
Emergency Procedures.....	9
Small Systems Funding Goal	9
Financial Status of the DWRF	10
Transfer Activities	11
Operator Certification	12
DWRF Set Aside Activities	12
Public Review and Comment	16

Attachments

- Attachment I: Colorado DWRF Priority Scoring Model
- Attachment II: Application of Additional Subsidization
- Attachment III: Colorado DWRF Planning & Design Grant Prioritization
- Attachment IV: Calculation of DWRF Loan Capacity for 2015
- Attachment V: Cash Draw Proportionality Percentages
- Attachment VI: Net Funds Available for Transfer

Appendices

- Appendix A: 2015 DWRF Project Eligibility List
- Appendix B: Project Priority / Fundable List
- Appendix C: Loan Summary Report
- Appendix D: DWRF Set-Aside Activity
- Appendix E: Funds Available to the DWRF Loan Program
- Appendix F: DWRF Administrative Fee Account
- Appendix G: Private, Not For Profit Project Eligibility List

Introduction to the Colorado DWRF

The Drinking Water Revolving Fund (DWRF) program provides financial assistance to governmental agencies for the construction of water projects intended to improve public and environmental health, help communities adhere with the federal Safe Drinking Water Act (SDWA), and invest in Colorado’s water infrastructure.

State legislation (SB 95-083) established the DWRF as an enduring and viable fund. The DWRF shall be maintained and be available in perpetuity to provide financial assistance as authorized and limited by the SDWA.

State Revolving Fund (SRF) Partnership

The SRF program is administered by three partnering agencies. Colorado statute directs the Colorado Department of Public Health and Environment, Water Quality Control Division (division); the Colorado Water Resources and Power Development Authority (authority); and the Colorado Department of Local Affairs, Division of Local Government (DLG), to jointly operate the SRF. The SRF Agencies administer the programs in alignment with the same common goals approved and supported by the Water Quality Control Commission (WQCC) and the authority board of directors (authority board).

SRF Agencies Responsibilities

Division	Authority	DLG
<ul style="list-style-type: none">• Primacy agency.• Program administration.• Technical review and advisory role.• Manages DWRF set asides.• Federal reporting.	<ul style="list-style-type: none">• Financial structure.• Manages budgets and investments.• Disburses funds.• Federal reporting.• Provides state match.	<ul style="list-style-type: none">• Financial and managerial assistance to systems.• Coordinates funding collaboration via Funding Coordination Committee.• SRF outreach.• Conducts financial capacity assessments.

Program Mission

- Dedicated to providing affordable financing to systems by capitalizing on all available funds to address the state’s priority water related public health and water quality issues.
- Actively target and allocate affordable resources to projects and initiatives that result in significant public health and environmental benefits, while maintaining perpetual, self-sustaining revolving loan fund programs.
- Manage the funds in a manner to provide benefits for current and future generations.

The SRF agencies also partner with the state Funding Coordination Committee (committee) which includes staff from the division, authority, DLG, Colorado Water Conservation Board, USDA Rural Development, Colorado Rural Water Association and Rural Community Assistance Corporation. The committee facilitates the use of collaborative capital financing when appropriate.

Intended Use Plans (IUP)

The IUP is a federal Environmental Protection Agency (EPA) Capitalization Grant agreement requirement. The DWRF IUP describes the agencies’ plan to utilize funds to finance drinking water infrastructure and support related program activities during the calendar year 2015.



Long Term Goals

Colorado's long-term goals were established to protect public health, ensure the integrity and sustainability of the DWRF, and provide support for the division strategic plan goals (2011-2015). Additional long term goals include:

- Effectively and efficiently deliver financial and technical assistance to public water systems.
- Award SRF resources in accordance with the needs of Colorado citizens.
- Maintain the fiscal integrity of SRF funds and assure continued program enhancements.
- Leverage funds in the DWRF and Water Pollution Control Revolving Fund (WPCRF) to maximize the amount of available funding for projected loans identified in the annual IUPs while continuing to reduce un-liquidated obligations.
- Maintain compliance with state and federal laws.
- Continue to implement process improvement activities through LEAN practices.
- Work to implement a statewide needs assessment of early implementation of future rules.
- Identify and assist projects/studies that look at water quality issues on a regional level impacting public water systems (e.g., high nitrates on the eastern plains).
- The committee will strengthen its ability to identify and influence funding decisions to maximize use of all available state and federal funds for the highest priority water related public health and environmental projects.
- Evaluate the current disadvantaged community program to determine its alignment with the future LEAN state and whether or not the current definition meets the needs of Colorado communities.



Short Term Goals

Short-term goals of the DWRF for 2015 include:

- Complete the pre-qualification, engineering needs assessment, plans and specification self-certification criteria and HOP revisions for LEAN implementation.
- Attend conferences to provide program information to potential borrowers such as Colorado Rural Water Association, Colorado Municipal League and Special District Association and the Colorado Water Congress conferences.
- Maximize use of all DWRF Capitalization Grant funds as directed by EPA.
- Maximize utilization of the four percent administrative set-aside funds, to support eligible activities including technical support to public water systems.
- Identify, select and implement an online integrated system that supports eligibility survey, application processes, and project management for the DWRF and WPCRF that provides better program coordination and transparency between staff and stakeholders.
- Target funding to address uranium, radium and other radionuclides.
- After receipt of the EPA allotment formula and appropriation guidance, the authority, in conjunction with the division, will submit an application for the annual capitalization grant funds in a manner that maximizes effective and timely use of funds while reducing un-liquidated obligations.
- The division, in conjunction with the authority and DLG, will identify and develop criteria to provide loan incentives for drinking water projects that participate in the Drinking Water Excellence Program.

Drinking Water Revolving Fund Projects

Colorado SRF priority projects address risks to public health, disadvantage communities and SDWA compliance. Examples of eligible and ineligible projects are listed below.*

Eligible Project Examples

- Addresses present and future SDWA requirements.
- Replaces aging infrastructure.
- Restructure and consolidate water supplies to rectify contamination issues or to assist systems unable to maintain and ensure SDWA compliance for financial or managerial reasons.
- Purchase a portion of another system's capacity to cost-effectively rectify a SDWA compliance issue.
- Planning including required environmental assessment reports, design and construction costs associated with eligible projects.
- Land acquisition **
 - Land must be integral to the project.
 - Acquisition must be from a willing seller.



Ineligible Project Examples

- Dams or rehabilitation of dams.
- Water rights, except water rights owned by a system purchased to consolidate for capacity development.
- Reservoirs, except finished water reservoirs that are used for treatment processes which are located on the same property as treatment facility.
- Drinking water monitoring costs.
- Operation and maintenance costs.
- Projects primarily for fire protection.
- Projects for systems that lack adequate technical, managerial and financial capability, unless assistance will ensure compliance.
- Projects for systems in significant noncompliance under the SDWA; unless funding will ensure compliance.
- Projects primarily intended to serve future growth.



*Governmental agencies distributing or supplying 2,000 acre feet, or more, of water per year must have an approved (by the Colorado Water Conservation Board) and updated water conservation plan as defined by Section 37-60-126, CRS.

**The cost of complying with the Uniform Relocation Assistance and Real Property Acquisition Policies Act of 1970 (the Uniform Act) is an eligible cost.

Drinking Water Revolving Fund Project Lists

Appendix A: DWRF Project Eligibility List is an inventory of projects that completed an eligibility survey in 2014. The eligibility survey is released annually to potential borrowers to capture 20 year capital improvement needs. Appendix A includes the name of the public water system, a description of the project, population, the estimated cost of the project, potential green infrastructure type and cost and the type of project as described in the DWRF Rules. Borrowers can add projects to Appendix A by completing an eligibility survey in June of each year.

Appendix B: Project Priority / Fundable List is an inventory of projects that are eligible to receive or have recently received a loan from the DWRF. This list includes anticipated loan terms, interest rate and type of loan, project description and green infrastructure categories if applicable. Projects listed in Appendix B have a projected construction start date within 12-18 months at the time of eligibility survey submission in June. Project listed in Appendix B have been assigned a preliminary ranking score; however, this score is subject to refinement based on additional information from potential applicants and further prioritization. An active copy of Appendix B is maintained on the division's website.

Criteria, Methods and Evaluation for DWRF Distribution

This section describes the application process, including the prioritization criteria and authority board action, how policies apply to the allocation of loan proceeds, and the proposed Federal Fiscal Year (FFY) 2015 federal bill requirements, such as Green Project Reserve, principal forgiveness, Davis-Bacon Act, and American Iron and Steel.

Loan applications are accepted seven times a year and are scored based on the ranking system found in **Attachment I: Colorado DWRF Priority Scoring Model**.

Application, Prioritization and Approval

Applicants should coordinate with their assigned division project manager to determine the appropriate application schedule to ensure authority board action and loan execution in a timely manner. The table below lists loan application deadlines, types of loans and the authority board meeting where the application is presented for approval.



Application Deadlines	Loan Type	Authority Board Meetings
January 15, 2015	Direct loan Leverage loan (bond issue spring)	March
February 15, 2015	Direct loan	April
April 15, 2015	Direct loan	June
June 15, 2015	Direct loan Leveraged loan (bond issue fall)	August
August 15, 2015	Direct loan	October
October 15, 2015	Direct loan	December
November 15, 2015	Direct loan	January
<i>All loans are subject to available funds and prioritization if needed</i>		

The prioritization of applications will only occur if funding requests exceed available funds. **Attachment I: Colorado DWRP Priority Scoring Model** will be used for the prioritization of applications. Loan applicants that do not prioritize may be considered at the next applicable loan application date at the applicant's request.

The SRF agencies may determine applications be presented for approval at later authority board meetings depending on the volume of applications submitted at any one application deadline. Delays will not impact the applicant's prioritization ranking, but rather are meant to assist the SRF program workload balance. The determination will be based on the number of applications received, the applicant's timeframe for procuring funding and applicant's construction timeline.

All loan approvals are valid for 18 months. Prioritized and approved leveraged loans that do not execute their loan within 18 months will be reprioritized upon the next application deadline, if necessary.

Allocation of Loan Proceeds

The SRF programs have policies set by the WQCC, authority board, and SRF committee that dictate use of loan proceeds. Proceeds from loans and administration fees will be used to benefit communities through Planning and Design Grants and Disadvantaged Community Loans.

Capitalization Grant

For FFY15 and consistent with the 2014 appropriations language, the following requirements may apply to each state receiving DWRP capitalization grants:

Green Project Reserve (GPR)

Historically, the capitalization grant agreement has required all SRF programs to direct a portion of their capitalization grant toward projects that address green infrastructure, water efficiency, energy efficiency, or other environmentally innovative activities. This changed in FFY12 when EPA made the GPR requirement optional for states under the DWRP program; however, if the 2015 appropriation grant/guidance requires a GPR set-aside, the incentive below will be offered.

Projects that implement eligible green components equal to, or greater than, 20 percent of the total project cost will receive a reduced loan interest rate of 0 percent, for up to a maximum of \$2 million. Leveraged loan projects over \$2 million total cost will only be eligible for the reduced interest rate on the first \$2 million. This incentive will only be offered until Colorado's GPR requirement has been met. These terms are subject to final action by the authority board and are not guaranteed terms until such time.

In the event that the 2015 appropriation guidance does not require additional GPR set asides, the incentive will only be available for any remaining unobligated GPR funds.

The division has identified and included potential green projects in **Appendix A: DWRP Project Eligibility List** and **Appendix B: Project Priority / Fundable List**. These projects have been identified by *green type* and the estimated dollar amount. The division will utilize the definition for *categorical* and business case as provided by the EPA in the appropriation guidance. The division will review all business cases to determine GPR eligibility and post them on the division's website.

Principal Forgiveness Loans

In 2014, the DWRP capitalization grant appropriation required that not less than 20 percent, but no more than 30 percent, of funds shall be used by the state to provide additional subsidy to eligible recipients in the form of principal forgiveness, negative interest loans, grants, or a combination of these.

The SRF programs are in the process of implementing the LEAN future state of the programs. Part of that process recommends use of the additional subsidy to be issued for the planning and engineering phase for SRF borrowers. This will provide the opportunity to assist with more planning and engineering monies to those who otherwise could not afford the project. Further, it will position projects to quickly move into construction prior to appropriating additional SRF funding. Utilization of additional subsidy for planning and engineering purposes and the related criteria and terms will be set solely by the authority board. In the event this recommendation is not approved, the following will be applied for any available additional subsidy in 2015.

The state intends to distribute the additional subsidy in the form of principal forgiveness per **Attachment II: Application of Additional Subsidization**. In 2015, principal forgiveness for the DWRP will be distributed one time at the June 15, 2015 application deadline. The balance of the funds remaining beyond the required additional subsidy will be made available through loans without principal forgiveness.

Davis-Bacon Act

The requirements of Section 1450(e) of the SDWA (42 U.S.C. 300j-9(e)) regarding prevailing wage rates shall apply to the construction of treatment works carried out in whole or in part with assistance made available by a state revolving loan fund as authorized by section 1452 of the SDWA (42 U.S.C. 300j (12)).

American Iron and Steel (AIS)

On January 17, 2014 Congress passed the AIS requirement as part of the EPA Consolidated Appropriations Act for iron and steel products used in SRF projects for construction, alteration, maintenance or repair. Projects with loan execution and/or plans and specification approval on or after January 17, 2014 and prior to October 1, 2014 are subject to AIS.

The statute permits EPA to issue waivers for a case or category of cases where EPA finds (1) that applying these requirements would be inconsistent with the public interest; (2) iron and steel products are not produced in the US in sufficient and reasonably available quantities and of a satisfactory quality; or (3) inclusion of iron and steel products produced in the US will increase the cost of the overall project by more than 25 percent. States are allowed, on behalf of the borrower, to apply for waivers of the AIS requirement directly to EPA headquarters.

The DWRF program will refer to compliance guidance issued by the EPA which can be found at the following website: <https://docs.google.com/file/d/0B0tmPQ67k3NVYkN2NWdGN2JGNjA/edit>.

The above requirements are subject to further interpretation by the EPA and will be implemented consistently with any formal guidance issued by the agency.

Miscellaneous

EPA Capitalization Grants may be allocated to any or all projects based on the amount of available grant and re-loan funds and at the direction of EPA.

The proposed payment schedule using FFY15 drinking water funds will be included in the application for the capitalization grant. The payment schedule identifies the anticipated amount of EPA Automated Clearinghouse (ACH) draws from the capitalization grant and state dollars to be deposited into the DWRF.

The state will provide the necessary assurance and certifications as part of the Capitalization Grant Agreement and Operating Agreement between the state and EPA.

Capitalization Grants and Re-loan Funds

- Federal capitalization grant will primarily be used to fund all loan applicants first, subject to program constraints, to assist with reducing any un-liquidated obligations. Re-loan funds will generally be allocated after federal monies have been issued.
- Disadvantaged Communities Loans.

Disadvantaged Communities (DAC) Loans

In accordance with federal statutes, states are authorized to provide loans at or below market interest rates, including interest free loans with terms up to 30 years. A DAC is defined as a governmental agency that has a population of 5,000 or less with a median household income (MHI) that is 80.0% or less than the state MHI.

- EPA capitalization grant funds or re-loan are the source of capital used to fund DAC loans. To the maximum extent practical and based on available data, projects eligible to receive the reduced interest rate will be identified on the **Appendix B: Project Priority / Fundable List**.
- MHI, as a percentage of the statewide MHI, will be used to distribute funding to governmental agencies that are disadvantaged in accordance with two affordability tiers.

DAC	MHI	Loan Amount	Loan Terms
Category 1	MHI from 61.0% - 80.0%	up to \$2 million per project	Loan terms up to 30 years * Interest rate is established at 50% of direct loan rate **
Category 2	MHI less than 61.0%	up to \$2 million per project	Loan terms up to 30 years * Interest rate is established at 0% **

*Not to exceed the project's design life.

** The authority board determines all interest rates on or before December 31st each year for the following calendar year.

- DAC status will be determined based on the most current American Community Survey (ACS) data at the time the pre-qualification is submitted. The DAC status determination will be valid for a period of eighteen months. If the applicant does not execute the loan with DAC terms during the 18 months, the most current ACS data will be referred to determine DAC status.

Note: All loan requests exceeding the direct loan limit of \$2 million will not be eligible for a DAC loan. If the authority board decides to utilize additional subsidy for capital construction, **Attachment II: Application of Additional Subsidization** will be used.

Planning and Design Grants

The intent of the planning and design grants is to assist DWRF applicants with costs associated with complying with program requirements such as: engineering reports, technical, managerial and financial reviews, environmental assessments, engineering design documents, energy audits, and the legal and accounting fees that may be associated with the formation of a legal entity capable of receiving DWRF assistance.

As mentioned in the Principal Forgiveness Loan section above, the authority board is considering a shift in the use of additional subsidy for FFY15 to subsidize planning activities on an individual project basis. In the event additional subsidy is authorized for this purpose, the amount and criteria for planning and design grants will be set per the authority board. If the authority board determines to utilize the same planning and design grant criteria as identified in the 2014 IUP, the following criteria will be used:

- Project is on the current year DWRP Appendix A or will be added to the subsequent year's project eligibility list,
- Population is 5,000 or less, and
- MHI is 80.0 percent or less than the statewide MHI.
- A local match of 20 percent is required for all planning and design grants. Planning and design grant invoices will be paid at no more than an 80:20 ratio.

The ranking system is located in **Attachment III: Colorado DWRP Planning & Design Grant Prioritization**. Governmental agencies must meet the following planning and design grant criteria:

One grant in the amount of up to \$10,000 will be awarded per community, per project. An applicant may not receive more than one planning and design grant for the same project. Additional funds may be allocated for planning and design grants at the discretion of the authority board.

Grant applications will be accepted between January 1 and January 31 of each year. Starting February 1, all applications will be prioritized according to the criteria set in **Attachment III: Colorado DWRP Planning & Design Grant Prioritization** and awards will be made in rank order until all grants have been committed. If there are more grant funds than applications, funds will be disbursed on a first come first serve basis. If the entity does not seek funding through the DWRP, they may be requested to repay the grant or seek a waiver of the repayment requirement from the authority.

These planning and design grant funds are provided from the administrative fee account from income received from DWRP loans.

Special Projects

Colorado Governor John Hickenlooper implemented a state agency initiative to apply customer-focused process improvements to state services (commonly known as LEAN) with the purpose of increasing efficiency and effectiveness while measuring such improvements. The SRF agencies are utilizing the LEAN concept to improve SRF program processes and the borrower's experience. LEAN is defined as a systematic approach of continuous improvement, based on what the customer needs are through an effective and efficient business process. The DWRP program is anticipating implementing a portion of the future state by January 1, 2015, and full LEAN implementation is anticipated by the end of the 2015 calendar year.

Emergency Procedures

The WQCC may amend **Appendix A: DWRP Project Eligibility List** and **Appendix B: Project Priority / Fundable List** at any time throughout the year to include projects that it determines and declares to be emergency projects needed to prevent or address threats to public health. In cases where the WQCC determines the amendments will result in substantial changes to **Appendix A: DWRP Project Eligibility List** or **Appendix B: Project Priority / Fundable List**, public notice and opportunity for comment on the proposed inclusions shall be provided.

Small Systems Funding Goal

To the extent that there are a sufficient number of eligible projects, the state shall use at least 15 percent of all funds credited to the DWRP account on an annual basis to provide loan assistance to systems serving 10,000 persons or fewer. It is anticipated that up to 45 small systems, with populations

less than 10,000, will be funded from October 1, 2014 through December 31, 2015, for a total of up to \$100+ million in DWRF loans. To further the small system-funding goal in 2015, planning and design grants will be made available to assist small systems.

Financial Status of the DWRF

A federally capitalized DWRF was authorized by the 1996 Amendments to SDWA and was established in Colorado with the receipt of the first capitalization grant in September, 1997. The DWRF requires the state to match the total amount of the federal grant with a 20 percent contribution of state funds. On May 27, 2014, \$3,078,800 was transferred and is available for state match. The DWRF provides both direct loans and leveraged loans to finance projects.

Direct loans are designed for smaller projects at or under \$2 million. The program provides low interest direct loans to small public water systems that allow savings on cost of issuance. The direct loan sources are capitalization grant funds and re-loan funds.

Leveraged loans are designed primarily for investment grade borrowers with projects over \$2 million. This type of loan is used as the source of security for bonds that are sold to increase the DWRF loan capacity. The loan source comes from the capitalization grant funds, state match funds and bond proceeds. In 2014, the program issued leveraged loans using a cash flow fund concept, to further enhance the leveraging capabilities and liquidity of the DWRF program. The leveraged loan structure may use the cash flow or reserve fund model in the future based on the authority board and current economic conditions. In 2014, the leveraged loan interest rate was 70 percent of the market rate including the administrative fee of up to 1.25 percent. The market rate on bonds is determined on the day of sale as the *all-in bond yield* or all costs considered of the AAA rated drinking water revenue bonds sold by the authority.

The authority board determines the interest rate for both direct and leveraged loans by the end of the calendar year for the following year.

The administrative fee income is deposited into an account separate from the DWRF and is used for SRF Agencies staffing and operations expenses. Administrative fee income will continue to be used to fund in part the planning and/or design grant program in 2015. Administrative fee income, as available, will be used beginning with the FFY08 DWRF capitalization grant to reimburse the authority for state match funds deposited to the DWRF. The program reserves the right to charge up to 1.25 percent administrative fee on all DWRF loans if it is determined that additional funds are needed to fund administrative costs and/or repay the state match provided by the Authority. Up to \$1.0 million of WPCRF administrative fees collected from loans may be transferred to the DWRF to pay for administrative costs of the DWRF.

Administrative fees received from DWRF loans for 2015 are estimated to be \$3,640,000. These funds will be used for direct program costs including legal and accounting fees, trustee fees and other consultant fees, in addition to labor and overhead allocations of the authority, division and DLG. Total costs for administration of the DWRF are estimated to be \$2,815,000 and exclude any state match repayment. A portion of the state match may be paid from DWRF set aside grant monies. **Appendix F:**

DWRF Administrative Fee Account is a table showing the administrative fee account activity since inception.

Each year the DWRF eligibility list needs (currently over \$4.0 billion) are compared against the loan capacity of the DWRF. Continued leveraging will assist more communities on **Appendix A: DWRF Project Eligibility List** to achieve SDWA compliance. To date, the leveraged loan rates have been in the range of 1.86 percent to 4.60 percent. Although no interest income on the grant funds and state match funds accrue to the DWRF from the leveraged loans, the long-term or perpetual nature of the DWRF remains in place. Please see **Attachment IV: Calculation of DWRF Loan Capacity for 2015**.

Through June 30, 2014, the state has received a total of \$290,414,600 in federal capitalization grants (includes the \$6,666,667 transfer back to the WPCRF in 2003). Of this amount, \$69,288,835 has been set aside for non-loan activities. The state expects to receive, but is unable to anticipate, the amount and funding levels of the FFY15 capitalization grant. For appendices and table purposes, the FFY14 amounts were assumed for FFY15 and may or may not be accurate. **Attachment V: Cash Draw Proportionality Percentages**, lists the open projects funded with capitalization grant funds and the ratio of federal funds that are drawn.

The 2015 **Appendix B: Project Priority / Fundable List** documents 50 additional projects that have had a preliminary eligibility assessments completed through August 2014. The 50 projects added identified eligible project costs of \$290,033,391.

Projects receiving an eligibility assessment during the calendar year will be added to the Appendix B throughout the year.

Transfer Activities

As authorized by Congress, Section 302 of the SDWA Amendments authorizes a state to transfer up to 33 percent of the amount of a fiscal year's DWSRF program capitalization grant to the Clean Water State Revolving Fund (CWSRF) program or an equivalent amount from the CWSRF program to the Drinking Water State Revolving Fund (DWSRF) program. In turn, 33 percent of the cumulative DWRF capitalization grants for FFY97 through FFY14 (total DWRF grants at \$290,414,600) may be reserved from the DWRF and transferred to the WPCRF, and this same amount may be reserved from the WPCRF and transferred to the DWRF. See the table in **Attachment VI: Net Funds Available for Transfer**, which itemizes the amount of net SRF funds available for transfer between the two programs.

Based on the WQCC and governor's approvals, a transfer of no more than \$10 million may be transferred to or from the DWRF into or out of the WPCRF in 2015. The exact amount of the transfer, if any, will be determined after the January 15 or June 15 application deadlines, and the WPCRF and DWRF loan demands are determined. If a transfer is pursued, a stakeholders group will be notified of the state's intent to transfer capitalization funds from the DWRF to the WPCRF or from the WPCRF to the DWRF. None of the transferred funds will be used for administrative purposes.

It is estimated that a transfer of \$5 - \$10 million from the either the DWRF to the WPCRF will reduce the revolving level of that program by \$1 - \$2.5 million per year over the next 20 years. The DWRF set-asides would not be affected and the remainder of the allocation would be

deposited into the revolving fund. Given the low level of remaining grant funds in the DWRF, a transfer of grant funds out of the DWRF is unlikely in FY 2015.

This transfer of capitalization grant funds will be deposited in the appropriate program and will be available for loans. With the statutory language approved by the Colorado State General Assembly in 2002, any transfers can be made from one account to the other with all of the appropriate approvals.

Cross-Collateralization Activities

Beginning in the calendar year commencing on January 1, 1999, the WPCRF, along with the DWRF, cross-collateralized or pledged monies on deposits in one fund to act as additional security for bonds secured by moneys on deposits in the other fund. This mechanism was utilized for both programs in 1999 and, as a result, the bond ratings for both programs were upgraded to AAA by all three bond-rating agencies. This upgrade translates to lower interest rates and thereby more savings to the borrowers of both programs.

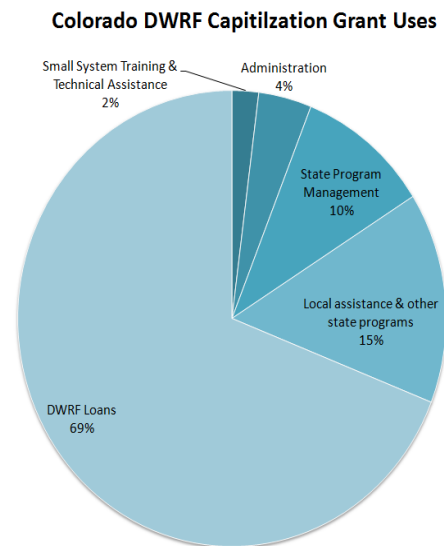
Operator Certification

The 1996 Amendments to the Federal Safe Drinking Water Act required that states develop certification programs for operators of water treatment plants and distribution systems. House Bill 00-1431 adopted by the Colorado General Assembly revised the existing Colorado operators certification program, in part to meet the new federal requirements. In accordance with revised state statute, the division and the Water and Wastewater Facility Operators Certification Board have developed a program to implement the federal requirements. The EPA has approved the program.

DWRF Set Aside Activities

Colorado may set aside 31 percent of the capitalization grant for non-project or set-aside activities to fund activities necessary to accomplish the requirements of the SDWA. Work plans are developed and submitted to EPA describing the activities to be accomplished with the fund. The authority provides the 20 percent state match to receive the federal capitalization grant. Since FFY02 grant, the 20 percent match for the set-aside portion came from the loan administrative fee account.

The FFY14 capitalization grant amount was \$15,394,000. A description of each set-aside and the funding earmarked from the FFY14 capitalization grant for each activity are described below. It is the responsibility of the division to determine the amount of funds necessary under each set-aside and to meet the obligations of the SDWA. The financial status of the set-asides is summarized in **Appendix D: DWRF Set-aside Activity**. The administration of the 2015 set-aside funds are listed below and is based on actual 2014 set-aside amounts, even though it is anticipated that the FFY15 capitalization grant will be lower than the FFY14.



FFY 15 Colorado Set Aside Request Summary		
Administration and Technical Assistance	4%	\$615,760.00
Small System Training and Technical Assistance (SSTTA)	2%	\$307,880.00
State Program Management	10%	\$1,539,400.00
Local Assistance and Other State Programs	15%	\$2,309,100.00
<i>*Capacity Development</i>	<i>10%</i>	<i>\$1,539,400.00</i>
<i>*Wellhead Protection</i>	<i>5%</i>	<i>\$769,700.00</i>
Total		\$4,772,140.00

*included in Local Assistance and Other State Program percentage

**Administration and Technical Assistance Set-Aside (4%),
FFY15 Requested Estimated Amount \$615,760**

Provides on-going administration for the DWRF and provides technical assistance to public water systems established by the EPA approved technical assistance work plan. Colorado intends to take the full set-aside.

Use of funds and expected accomplishments

To cover administrative and technical assistance expenses related to projects and activities authorized under the SDWA, including the provision of technical assistance to public water systems as identified in the EPA approved work plan.

**Small System Training and Technical Assistance (SSTTA) (2%),
FFY15 Requested Estimated Amount \$307,880**

Provides on-going training and technical assistance to small systems established in the tri-annual EPA approved work plan focusing on the capacity development strategy. Colorado intends to take the full set-aside.

Use of Funds and Expected Accomplishments

Provide technical assistance and training programs for not-for-profit systems. A portion of the technical assistance provided will be concurrent with sanitary surveys conducted at small water systems.

**State Program Management (10%),
FFY15 Requested Estimated Amount \$1,539,400**

Administers the State Public Water System Supervision (PWSS) Program established in the EPA approved state program management work plan for state fiscal years 2014-2016.

The act requires this set-aside be matched one-for-one with available state expenditures. The dollar-for-dollar federal match requirement will be met by utilizing drinking water program general funds, drinking water operator certification fees, drinking water related expenditures from the state laboratory, and 1993 Drinking Water Grant matching funds from the division. The laboratory contribution includes analyses of drinking water samples. According to SDWA, state program match funds that were expended in 1993 can be used to provide up to 50 percent of the set-aside match. Current year state funds in excess of the minimum required for the PWSS Program grant included in the department's performance partnership grant may also be used.

Colorado's match allows the division to take the full set aside and the division intends to take the full amount.

Use of funds and expected accomplishments

A portion of this set-aside will be used to fund staff to accomplish SDWA program requirements including:

- Data management system upgrades and maintenance;
- Improved system communication resulting in compliance progress and attainment;
- Effective program oversight, compliance assurance, enforcement, rule adoption, regulatory development, public water system assistance and capacity development;
- Staffing for engineering, compliance assurance, compliance assistance, rule management, data management, enforcement, administration, sampling, SWAP support, sanitary surveys, program management, contract oversight, early rule implementation, training and technical assistance and for implementing a capacity development strategy; and
- Computer acquisition and employee expenses including furniture, vehicles, operational costs and indirect costs.

Local Assistance and Other State Programs (15%), FFY15 Requested Estimated Amount \$2,309,100

Provides assistance to five activities: capacity development programs, Wellhead Protection Program (WHP), source water protection activities (SWAP), SWAP land acquisition, and SWAP implementation. Colorado intends to take the full set-aside or 15% from the capitalization grant; however, no more than 10% may be allocated for a single activity. See the requested estimated amounts and targets below.

Capacity Development (10%), FFY14 Requested Estimated Amount \$1,539,400

Assists new and existing systems to achieve and maintain technical, managerial and financial capacity as well as support SWAP activities.

Use of funds and expected accomplishments

- In support of the capacity development strategic goal to implement the Safe Drinking Water Program's 2015 Public Water System Training Strategy, the Safe Drinking Water Program has retained a contractor to assist in developing the administrative framework for the 2015 strategy. The framework will define the processes, guidelines and expected outcomes for training activities supported by the Safe Drinking Water Program. The framework is intended to assist in the decision making process regarding the allocation of funds and resources for public water system training services in the future. Additionally, the framework for the 2015 training strategy will likely

generate additional contractor-provided training services to support strategy implementation. These activities will be captured under this framework;

- Maintain advanced operator training through the Colorado Drinking Water Excellence program for surface water systems of Colorado to ensure plants are operating at peak capabilities to ensure continuously safe drinking water;
- Continued improvements to the CDPHE drinking water website, to include access to new information and operator training;
- The use of cross-program compliance teams to identify and provide technical assistance to selected water systems that are in violation of regulations, including those with or soon to have an enforcement targeting tool (ETT) score greater than 11 and/or those with other compliance issues. This effort will utilize division staff and contractors with the goal of both resolving the violation and ensuring the water system has technical, managerial, and financial capacity (TMF);
- Development and delivery of training to address root causes of public water system failures;
- Improved sanitary surveys and oversight for non-community groundwater systems;
- Continued implementation of a coaching program to bring one-on-one training and technical assistance to small water systems with high priority deficiencies;
- Implementation of the source water assessment phase and protection planning assistance for surface water systems; and
- Staffing related to the above activities, including grant and contract management when activities are performed by a third-party.
- Source water delineates and assesses source water areas for surface and ground water systems. SWAP assessment reports were completed in December 2004.

**Wellhead Protection Program (5%),
FFY14 Requested Estimated Amount \$769,700**

This is to delineate and assess source water areas for ground water systems, produce new WHP/SWAP assessment reports as necessary, and support development and implementation of local ground water protection plans.

Use of funds and expected accomplishments

- Completion of new and/or revised ground water source water delineations;
- Enhanced ground water susceptibility assessments to improve compliance;
- Improved ground water protection plans to minimize source contamination;
- Enhanced WHP/SWAP data management;
- Enhanced community information and education;
- Improved data compilation and reporting;
- Financial and technical assistance to facilitate groundwater protection plans;
- Coordinate and perform community and non-community groundwater sanitary surveys;
- Compilation and reporting of the national source water protection measures to EPA.

Public Review and Comment

On September 8, 2014, the WQCC published this information and held an Administrative Action Hearing on October 14, 2014, at which time the state's 2015 IUP, including the 2015 DWRF project eligibility list and project priority / fundable list, was approved. Each year, the IUP will be amended to include additional DWRF projects and other appropriate changes. The division will continually seek public review and comment for the proposed list of eligible projects and IUP brought before the WQCC for annual approval. During the annual project eligibility list survey process, the division contacted governmental agencies and private-not-for-profit agencies to identify potential projects for the 2016 DWRF IUP.

Attachment I: Colorado DWRP Priority Scoring Model

Drinking Water Quality & Public Health	Points
Project addresses a documented waterborne disease outbreak associated with the system within the last 24 months	35
Project corrects or prevent violations of MCLs (primary standards) ⁱ	30
<ul style="list-style-type: none"> • Nitrate, nitrite, TCR • Total trihalomethanes, total haloacetic acids • Arsenic, selenium • Other regulated contaminants 	25 20 15
Project corrects or prevents exceedances of MCLs for radionuclides	35
Project corrects inadequate treatment techniques that are unable to satisfy the requirements for	
<ul style="list-style-type: none"> • Surface water • GWUDI • Groundwater 	20
Project corrects exceedances of secondary drinking water standards	10
System has inadequate supply* to meet all current domestic water supply demands.	25
*System must provide records of water usage to substantiate supply is inadequate	
Project will correct or prevent:	20
<ul style="list-style-type: none"> • Inadequate distribution due to system deterioration (e.g., experiencing multiple line breakages) • Inadequate distribution due to chronic low pressure • Inadequate storage • Demand exceeding design capacity 	15 10 5
Project incorporates Fluoridation	10
Affordability	Points
Median Household Income (MHI) of service area ⁱⁱ	
<ul style="list-style-type: none"> • <50% of State MHI • Between 51% and 60% of State MHI • Between 61% and 80% of State MHI • Between 81% and 100% of State MHI • >100% of State MHI 	45 35 25 15 0

Affordability (continued)	Points
User Fees (proposed annual average residential fees/area MHI):	45
• Rates are >2.0% of service area's MHI	35
• Rates are between 1.5% and 2% of the service area's MHI	25
• Rates are between 1% and 1.49% of the service area's MHI	15
• Rates are between 0.5% and 0.99% of the service area's MHI	0
• Rates are <0.5% of the service area's MHI	

Indebtedness* = $\frac{\text{existing debt} + \text{proposed debt}}{\text{Total ERT}^{**}}$

MHI	Points
• >5% of area MHI	45
• Between 2% and 5% of area MHI	25
• <2 %of area MHI	15

*Indebtedness is based on the amount of water debt only

**Total Equivalent Residential Taps (ERT)= Commercial ERT + Residential ERT

Population served criteria:

• <1,000	40
• Between 1,000 and 4,999	30
• Between 5,000 and 10,000	20
• >10,000	10

CPDWR Compliance	Points
Project addresses an enforcement action by a regulatory agency and the facility is currently in violation of CPDWRs.	30
Project addresses a facility's voluntary efforts to resolve a possible violation and will mitigate the issuance of a consent order, notice of violation or other enforcement action.	20
Project is designed to maintain CPDWR compliance or to meet new requirements	15
System is currently meeting all CPDWRs	10

Source Protection and Conservation	Points
Project addresses vulnerability to potential pollution by conditions identified in an approved source water protection area assessment:	
• Point source discharge within a delineated area	15 (for one or more)
• Area impacted by agricultural chemical use or run-off	
• Area subject to oil/gas/mineral operations	
• Unprotected watershed area	
Project establishes a protective zone to address potential pollution as a result of wildfires in burn scar areas	10

Source Protection and Conservation (continued)	Points
Utility rate structure currently in place:	
<ul style="list-style-type: none"> • Increasing block rates • Seasonal rates • Uniform 	15 10 0
Project will implement water metering, leak detection and/or other water conservation and efficiency infrastructure applications at a minimum of 20% of total project costs	10
Sustainability*	Points
Project seeks to:	
<ul style="list-style-type: none"> • Correct compliance issues, water quality problems, and/or water supply problems through physical consolidation and regionalization of water systems • Correct and/or improve security of the water system • Incorporate beneficial uses of water treatment plant sludge and/or alternative concentrate management options in an approved Beneficial Use Planⁱⁱⁱ 	10 10 10
Project promotes sustainable utilities and/or communities through a utility management plan that:	
<ul style="list-style-type: none"> • Secures a replacement fund for the rehabilitation and replacement of aging and deteriorating infrastructure as needed • Provides sufficient revenues to meet O&M and capital needs • Demonstrates that the facility has maintained licensed/certified operators, adequate staffing to properly operate and maintain the facility and will continue to do so • Incorporates a fix-it-first planning methodology 	5 5 5 5
Readiness to Proceed	Points
Project has secured one or more of the following:	
<ul style="list-style-type: none"> • Basis of design report Submitted (for treatment) • Radionuclide project has secured approval for residual handling if required • Radionuclide project has secured approval for impoundment if required • Water conservation plan has been approved if required • Plans and specification submitted • Plans and specification approved 	 10 (for one or more)
Project has received prior DWSRF loan and/or P&D Grant Funding in the past 24 months	10
Project has funding secured by multiple assistance providers	5

ⁱ This accommodates repeat violations and provides indicators for both chronic and acute health hazards.

ⁱⁱ Current MHI for Colorado is \$57,685 pursuant to 2011 Census Data. Percent of MHI will be calculated using the most current MHI data that is available. For special districts, census block MHI data will be used if available; otherwise county MHI data will be used.

ⁱⁱⁱ The Hazardous Materials and Waste Management Division is the agency responsible for implementing the *Regulations Pertaining to the Beneficial Use of Water Treatment Sludge and Fees Applicable to the Beneficial Use of Sludges* pursuant to 5 CCR 1003-7.

Attachment II: Application of Additional Subsidization

Additional Subsidization	
Water Quality & Public Health + Affordability Score = Additional subsidization points	Percent of Project Costs as Principal Forgiveness*
>175 points	80% principal forgiveness
125-175 points	60% principal forgiveness
100-124 points	40% principal forgiveness
<100 points	25% principal forgiveness

*No one project may receive more than 50 percent of the total amount of funds that have been set aside for additional subsidization for each fiscal year. For example, if Colorado has set aside \$2 million for FY14 to be provided as additional subsidization, no project may receive more than \$1 million in principal forgiveness.

Attachment III: Colorado DWRP Planning & Design Grant Model

Affordability	Points
Median Household Income (MHI) of service area	
<ul style="list-style-type: none"> • <40% of State MHI • Between 40% and 59% of State MHI • Between 60% and 80% of State MHI 	20 15 10
Population served criteria:	
<ul style="list-style-type: none"> • <500 population • 500 to 1,000 population • 1,001 to 5,000 population 	20 15 10
User fees (proposed annual residential fees/area MHI):	
<ul style="list-style-type: none"> • Rates are > 1.5% of the service area's MHI • Rates are between 1% and 1.5% of the service area's MHI • Rates are between 0.5% and 0.99% of the service area's MHI 	20 15 10
Drinking Water Quality & Public Health	Points
Project will correct or prevent MCL violations (primary standards)	25
Project corrects inadequate treatment techniques that are unable to satisfy the requirements for	
<ul style="list-style-type: none"> • Surface water • GWUDI • Groundwater 	20 (for one or more)
Project will correct or prevent:	
<ul style="list-style-type: none"> • Inadequate distribution due to system deterioration (e.g., experiencing multiple line breakages) • Inadequate distribution due to chronic low pressure • Inadequate storage • Demand exceeding design capacity 	15 (for one or more)

In the event that two or more projects are tied, the highest affordability score will be used to break the tie. Should a tie between projects remain after sorting by the affordability, the drinking water quality and public health section will be used and the tied projects will be ranked from highest to lowest for each respective category in that section. If the tie cannot be broken through the above process, the final tie breaker will be the highest percentage of match to the total planning and/or design cost.

Attachment IV: Calculation of DWRF Loan Capacity for 2015 as of June 30, 2014

Capitalization grants for loans through 2014	\$	221,125,765
Obligated for loans through 6/30/14	\$	215,903,960
Remainder	\$	5,221,805
Estimated 2015 Capitalization Grant	\$	15,394,000
less: set asides	\$	4,772,140
Total 2015 Grant	\$	10,621,860
less: 2014 Grant fund used remainder 2014 (for direct loans)	\$	2,186,855
less: Grant funds for expected 2014 additional subsidy	\$	4,618,200
less: Grant funds for expected 2015 additional subsidy	\$	4,618,200
plus: Transfer from WPCRF in 2014		-
Total grant funds available	\$	4,420,410
Re-loan funds as of 06/30/14	\$	6,529,435
plus: De-allocation on 9/1/14	\$	11,002,960
plus: De-allocation on 9/1/15	\$	12,683,673
less: Re-loan funds used for direct loans remainder of 2014	\$	1,584,467
Total re-loan funds available	\$	28,631,601
Loan capacity for 2015 (includes 9/1/15 de-allocation)		
Additional subsidy	\$	9,236,400
Leveraged loans from grant funds X 1.40	\$	6,188,574
Total	\$	44,056,575

Attachment V: Cash Draw Proportionality Percentages

LL-Leverage Loan / DL-Direct Loan

Project	Loan Execution Date	Total Loan	Federal Share	Actual State Match Ratio *	Adjusted State Match Ratio**	State Share	Additional Subsidization
Colorado Springs, City of (DL)	04/29/10	\$ 8,600,000	\$ 7,316,229	17.55%	30.86%	\$ 1,283,771	\$ -
Hotchkiss, Town of (DL)	07/30/10	775,000	702,551	10.31%	30.86%	72,449	775,000
Rico, Town of	08/10/11	1,600,000	1,554,198	2.95%	30.86%	45,802	1,600,000
Swink, Town of (DL)	11/10/10	633,000	535,435	18.22%	30.86%	97,565	287,303
Rocky Ford, City of (DL)	12/13/10	2,000,000	1,998,893	0.06%	30.86%	1,107	2,000,000
Sterling, City of (DL)	03/30/11	29,000,000	15,881,203	23.70%	23.70%	3,763,845	-
Nunn, Town of (DL)	12/09/11	2,424,000	2,253,690	7.56%	30.86%	170,310	2,000,000
Rifle, City of (LL)	08/14/12	21,858,367	16,406,610	23.70%	23.70%	3,888,367	-
Louviers W&SD (DL)	10/19/12	1,139,650	973,689	17.04%	30.86%	165,961	1,139,650
Elbert W&SD (DL)	11/21/12	497,000	408,188	21.76%	30.86%	88,812	497,000
Huerfano County Gardner W&SD PID (DL)	12/05/12	593,000	469,079	26.42%	30.86%	123,921	593,000
Vilas, Town of (DL)	01/31/13	655,000	514,290	27.36%	30.86%	140,710	655,000
Vona, Town of (DL)	01/31/13	182,000	152,779	19.13%	30.86%	29,221	182,000
South Sheridan WSS&SDD (DL)	06/28/13	1,985,245	1,525,651	30.12%	30.86%	459,594	1,985,245
Evans, City of (DL)	08/12/13	1,500,000	1,146,300	30.86%	30.86%	353,700	-
Rangely, Town of (DL)	10/20/13	1,500,000	913,431	64.22%	30.86%	586,569	-
Larkspur, Town of (DL)	01/17/14	2,847,920	2,176,380	30.86%	30.86%	671,540	847,920
Kim, Town of (DL)	05/16/14	241,500	184,554	30.86%	30.86%	56,946	241,500
Clifton WD (LL)	05/29/14	14,000,000	8,432,204	27.47%	27.47%	2,316,303	-
Paonia, Town of (LL)	05/29/14	3,000,000	1,727,072	27.47%	27.47%	474,422	-
Paonia, Town of (DL)	05/29/14	847,920	665,193	27.47%	27.47%	182,727	847,920
Granby, Town of	06/11/14	741,524	581,726	27.47%	27.47%	159,798	741,524
Empire, Town of	06/13/14	847,920	665,193	27.47%	27.47%	182,727	847,920
Florissant W&SD (DL)	06/24/14	847,920	665,193	27.47%	27.47%	182,727	847,920
Larimer County LID 2013-3 (Fish Creek) (DL)	06/30/14	314,505	246,729	27.47%	27.47%	67,776	-
Total		\$ 98,631,471	\$ 68,096,461			\$ 15,566,669	\$ 16,088,902

* Actual state match drawn ratio prior to implementation of correct proportionality (for loans executed prior to January 1, 2014 -- loans executed after January 1, 2014, were allocated and draw the correct ratio).

** Beginning March 4, 2014 and going forward, state match ratio drawn on all loan project requisitions.

In the DWRP, the 20% state match required for set-aside grant draws is incorporated and obligated in the loan program. Loans are funded with and all draws are paid at a proportionality rate which includes the set-aside state match requirement. The program uses a "rolling" proportionality rate which is recalculated each time there is a change in available grant funds (awards, reductions, set-asides conversions to the loan program, etc.). Loans executed after the new calculation use the new proportionality. All loans use the proportionality rate they were funded at execution through the term of the loan.

In January, 2014, the Authority implemented new procedures to meet the EPA proportionality requirement for project/loan grant draws.

The remaining undrawn loan amounts of all loans funded with 100% grant funds prior to January 1, 2014 were adjusted to meet the proportionality requirement beginning in March, 2014 and will draw at the correct federal/state match ratio until complete.

For all grant funded loans executed January 1 through May 20, 2014 (before the 2014 federal capitalized grant award), the proportionality for each draw is 76.41% grant and 23.58% state match.

For all grant funded loans executed after May 20, 2014, the proportionality for each draw is 78.45% grant and 21.55% state match. This ratio will be used for new loans going forward until there is a change in grant funds availability, such as a new grant award. At that point, the proportionality rate will be recalculated and new grant funded loans executed after that time will use the new proportionality rate.

Attachment VI: Net Funds Available for Transfer

All dollar figures are in millions.

Year	Transaction	Banked Transfer Ceiling	Transferred from WPCRF - DWRF	Transferred from DWRF- WPCRF	WPCRF Funds Available for Transfer	DWRF Funds Available for Transfer
1997	CG Award	\$5.6	-----	-----	\$5.6*	\$5.6*
1998	CG Award	8.8	-----	-----	8.8	8.8
1999	CG Award	12.1	-----	-----	12.1	12.1
1999	Transfer	12.1	\$6.7**	-----	5.4	18.8
2000	CG Award	15.6	-----	-----	8.9	22.3
2001	CG Award	19.1	-----	-----	12.4	25.8
2002	CG Award	23.6	-----	-----	16.9	30.3
2003	CG Award	28.0	-----	-----	21.3	34.7
2003	Transfer	28.0	-----	\$6.7**	28	28
2004	CG Award	32.2	-----	-----	32.2	32.2
2005	CG Award	36.7	-----	-----	36.7	36.7
2006	CG Award	41.5	-----	-----	41.5	41.5
2007	CG Award	46.3	-----	-----	46.3	46.3
2008	CG Award	51.0	-----	-----	51.0	51.0
2009	CG Award	55.7	-----	-----	55.7	55.7
2010	CG Award	75.1	-----	-----	75.1	75.1
2011	CG Award	80.5	-----	-----	80.5	80.5
2012	CG Award	85.8	-----	-----	85.8	85.8
2013	CG Award	90.8	-----	-----	90.8	90.8

* *Transfers could not occur until one year after the DWRF had been established.*

** *\$6.7 million capitalization grant funds.*

**Appendix A
Drinking Water Revolving Fund
2015 Project Eligibility List**

Green Project Categories: 1 = Green Infrastructure; 2 = Water Efficiency; 3 = Energy Efficiency; 4 = Environmentally Innovative

Project Number	Entity	Project Name	City	County	Project Description	Estimated Project Cost	Population	Green Amount	Categorical=C Business=B	Categories 1, 2, 3, or 4
140001D	Academy Water & Sanitation District		Colorado Springs	El Paso	Improvement/Expansion of Water Treatment Facility; Construction or Rehabilitation of Distribution and/or Transmission Lines; Water Storage Facilities; Water Supply Facilities; Water Meters; Source Water Protection Plan	\$2,100,000	810			
130035D	Aguilar, Town of		Aguilar	Las Animas	New Water Treatment Facility; Construction or Rehabilitation of Distribution and/or Transmission Lines; Water Storage Facilities; Water Supply Facilities; Water Meters	\$17,100,000	496			
140002D	Akron, Town of		Akron	Washington	Improvement/Expansion of Water Treatment Facility; Consolidation of Water Treatment Facilities; Construction or Rehabilitation of Distribution and/or Transmission Lines; Water Storage Facilities; Water Supply Facilities; Water Meters; Source Water Protection Plan; Green Project	\$80,000	1,701	\$10,000		
150010D	Alamosa County	High Valley Park	Alamosa	Alamosa	Improvement/Expansion of Water Treatment Plant; Connection to a New or Existing Water Treatment Facility; Water Meters	\$378,000	85			
140003D	Alamosa, City of		Alamosa	Alamosa	Improvement/Expansion of Water Treatment Plant; Construction or Rehabilitation of Distribution and/or Transmission Lines; Water Supply Facilities; Water Meters	\$5,500,000	10,000			
140004D	Allenspark Water & Sanitation District		Allenspark	Boulder	Improvement/Expansion of Water Treatment Facility; Construction or Rehabilitation of Distribution and/or Transmission Lines; Water Storage Facilities; Water Supply Facilities	\$835,000	500			
140005D	Alma, Town of		Alma	Park	Water Storage Facilities	\$1,500,000	250			
140302D	Antonito, Town of		Antonito	Conejos	Improvement/Expansion of Water Treatment Facility; Consolidation of Water Treatment Facilities; Construction or Rehabilitation of Distribution and/or Transmission Lines; Water Storage Facilities; Water Supply Facilities; Source Water Protection Plan	\$4,678,000	1,100			
140008D	Arabian Acres Metropolitan District		Woodland Park	Teller	New Water Treatment Facilities; Improvement/Expansion of Water Treatment Facility; Consolidation of Water Treatment Facilities; Connect to Existing Facility; Construction or Rehabilitation of Distribution and/or Transmission Lines; Water Supply Facilities; Water Meters; Green Project	\$3,110,000	620			
130041D	Arapahoe County	Country Gardens Mobile Home Park	Strasburg	Arapahoe	Construction or Rehabilitation of Distribution and/or Transmission Lines	\$75,000	140			
140354D	Arapahoe County	Galbraith Estates	Strasburg	Arapahoe	Improvement/Expansion of Water Treatment Facility; Water Supply Facilities	\$225,000	17			
120207D	Arapahoe County	Rolling Plains Estates	Strasburg	Arapahoe	Improvement/Expansion of Water Treatment Facility; Construction or Rehabilitation of Distribution and/or Transmission Lines	\$8,000	35			
130040D	Arapahoe County	Stage Run HOA	Centennial	Arapahoe	Improvement/Expansion of Water Treatment Facility	\$15,000	180			
140009D	Arriba, Town of		Arriba	Lincoln	New Water Treatment Facilities; Improvement/Expansion of Water Treatment Facility; Construction or Rehabilitation of Distribution and/or Transmission Lines; Water Storage Facilities; Water Supply Facilities; Water Meters; Source Water Protection Plan; Green Project	\$1,275,000	217	\$10,000	C	2

**Appendix A
Drinking Water Revolving Fund
2015 Project Eligibility List**

Green Project Categories: 1 = Green Infrastructure; 2 = Water Efficiency; 3 = Energy Efficiency; 4 = Environmentally Innovative

Project Number	Entity	Project Name	City	County	Project Description	Estimated Project Cost	Population	Green Amount	Categorical=C Business=B	Categories 1, 2, 3, or 4
130013D	Arvada, City of		Arvada	Jefferson	Improvement/Expansion of Water Treatment Facility; Construction or Rehabilitation of Distribution and/or Transmission Lines; Water Storage Facilities; Water Supply Facilities	\$100,000,000	108,000			
140010D	Aspen Park Metropolitan District		Greenwood Village	Jefferson	Improvement/Expansion of Water Treatment Facility; Water Supply Facilities	\$650,000	200			
140011D	Aspen Village Metropolitan District		Aspen	Pitkin	Construction or Rehabilitation of Distribution and/or Transmission Lines; Water Storage Facilities; Water Meters	\$1,554,550	450			
010002D	Aspen, City of		Aspen	Pitkin	Improvement/Expansion of Water Treatment Plant; Construction or Rehabilitation of Distribution and/or Transmission Lines; Water Storage Facilities; Water Supply Facilities	\$50,000,000	6,642			
140012D	Ault, Town of		Ault	Weld	Construction or Rehabilitation of Distribution and/or Transmission Lines; Water Storage Facilities; Water Meters	\$2,500,000	1,563			
140013D	Aurora, City of		Aurora	Adams and Arapahoe	Improvement/Expansion of Water Treatment Facility; Construction or Rehabilitation of Distribution and/or Transmission Lines; Water Storage Facilities; Water Supply Facilities; Source Water Protection Plan	\$460,856,695	339,030			
960006D	Baca Grande Water & Sanitation District		Crestone	Saguache	Construction or Rehabilitation of Distribution and/or Transmission Lines; Water Storage Facilities; Water Supply Facilities; Water Meters; Source Water Protection Plan	\$895,000	1,200	\$500,000	C	3
150020D	Bald Mountain Metropolitan District		Larkspur	Douglas	New Water Treatment Facility; Construction or Rehabilitation of Distribution and/or Transmission Lines; Water Storage Facilities; Water Meters	\$2,840,000	534			
140014D	Baseline Water District		Boulder	Boulder	Construction or Rehabilitation of Distribution and/or Transmission Lines	\$750,000	1,000			
140015D	Bayfield, Town of		Bayfield	La Plata	Improvement/Expansion of Water Treatment Facility; Connect to Existing Facility; Construction or Rehabilitation of Distribution and/or Transmission Lines	\$7,000,000	2,333			
140016D	Bear Creek Water & Sanitation District		Lakewood	Jefferson	Connect to Existing Facility; Construction or Rehabilitation of Distribution and/or Transmission Lines	\$558,500	500			
140017D	Bell Mountain Ranch Metropolitan District		Greenwood Village	Douglas	Improvement/Expansion of Water Treatment Plant	\$2,100,000	1,200			
140018D	Bellyache Ridge Metropolitan District		Wolcott	Eagle	Improvement/Expansion of Water Treatment Facility; Connect to Existing Facility; Construction or Rehabilitation of Distribution and/or Transmission Lines; Water Supply Facilities	\$685,000	180			
960007D	Bennett, Town of		Bennett	Adams	Construction or Rehabilitation of Distribution and/or Transmission Lines; Water Storage Facilities; Water Supply Facilities; Water Meters; Green Project	\$2,600,000	2,400			
140019D	Berkeley Water & Sanitation District		Arvada	Adams	Construction or Rehabilitation of Distribution and/or Transmission Lines; Source Water Protection Plan	\$1,500,000	4,800			
140020D	Berthoud, Town of		Berthoud	Larimer	Improvement/Expansion of Water Treatment Facility; Construction or Rehabilitation of Distribution and/or Transmission Lines	\$4,050,000	5,230			
140021D	Bethune, Town of		Bethune	Kit Carson	Improvement/Expansion of Water Treatment Facility; Connect to Existing Facility; Construction or Rehabilitation of Distribution and/or Transmission Lines; Water Storage Facilities; Water Supply Facilities; Water Meters; Green Project	\$235,000	244	\$10,000		

**Appendix A
Drinking Water Revolving Fund
2015 Project Eligibility List**

Green Project Categories: 1 = Green Infrastructure; 2 = Water Efficiency; 3 = Energy Efficiency; 4 = Environmentally Innovative

Project Number	Entity	Project Name	City	County	Project Description	Estimated Project Cost	Population	Green Amount	Categorical=C Business=B	Categories 1, 2, 3, or 4
140022D	Black Hawk, City of		Black Hawk	Gilpin	New Water Treatment Facilities; Improvement/Expansion of Water Treatment Facility; Construction or Rehabilitation of Distribution and/or Transmission Lines; Water Storage Facilities; Water Supply Facilities; Source Water Protection Plan	\$52,450,000	108			
140023D	Blanca, Town of		Blanca	Costilla	Construction or Rehabilitation of Distribution and/or Transmission Lines; Water Supply Facilities	\$1,800,000	387			
090071D	Blue Mountain Water District		Golden	Jefferson	Improvement/Expansion of Water Treatment Facility; Water Storage Facilities	\$700,000	380			
090086D	Blue Valley Metropolitan District		Silverthorne	Grand	Improvement/Expansion of Water Treatment Plant; Construction or Rehabilitation of Distribution and/or Transmission Lines; Water Storage Facilities; Water Supply Facilities	\$1,070,000	290			
140024D	Bobcat Meadows Metropolitan District		Falcon	El Paso	Improvement/Expansion of Water Treatment Facility	\$900,000	440			
140025D	Bone Mesa Domestic Water District		Paonia	Delta	New Water Treatment Facility; Construction or Rehabilitation of Distribution and/or Transmission Lines; Source Water Protection Plan	\$1,176,495	425			
130057D	Boone, Town of		Boone	Pueblo	Improvement/Expansion of Water Treatment Facility; Construction or Rehabilitation of Distribution and/or Transmission Lines; Water Storage Facilities; Water Supply Facilities; Water Meters; Source Water Protection Plan; Green Project	\$1,310,000	351			
140026D	Boulder, City of		Boulder	Boulder	Improvement/Expansion of Water Treatment Facility; Construction or Rehabilitation of Distribution and/or Transmission Lines; Water Storage Facilities; Water Supply Facilities; Water Meters	\$327,376,858	115,000			
140027D	Branson, Town of		Branson	Las Animas	Improvement/Expansion of Water Treatment Facility; Construction or Rehabilitation of Distribution and/or Transmission Lines; Water Supply Facilities	\$300,000	64			
140028D	Breckenridge, Town of		Breckenridge	Summit	New Water Treatment Facility; Water Supply Facilities	\$32,000,000	30,000			
130059D	Brighton, City of		Brighton	Adams	New Water Treatment Facility; Construction or Rehabilitation of Distribution and/or Transmission Lines; Water Storage Facilities; Water Supply Facilities; Water Meters; Source Water Protection Plan; Green Infrastructure	\$104,010,000	35,350			
140029D	Bristol Water & Sanitation District		Bristol	Prowers	Improvement/Expansion of Water Treatment Facility; Water Meters	\$100,000	150			
140030D	Brookside, Town of		Brookside	Fremont	Construction or Rehabilitation of Distribution and/or Transmission Lines; Water Storage Facilities; Water Meters	\$284,000	233			
130017D	Broomfield, City of		Broomfield	Broomfield	Improvement/Expansion of Water Treatment Plant	\$15,000,000	63,860			
140031D	Brush, City of		Brush	Morgan	Construction or Rehabilitation of Distribution and/or Transmission Lines	\$877,750	5,400			
140032D	Buena Vista, Town of		Buena Vista	Chaffee	Improvement/Expansion of Water Treatment Facility; Construction or Rehabilitation of Distribution and/or Transmission Lines; Water Storage Facilities; Water Supply Facilities; Water Meters; Green Project	\$9,563,600	2,617	\$3,000		
130063D	Buffalo Creek Water District		Buffalo Creek	Jefferson	Improvement/Expansion of Water Treatment Plant; Construction or Rehabilitation of Distribution and/or Transmission Lines; Water Storage Facilities; Water Supply Facilities; Water Meters; Source Water Protection Plan	\$359,700	125			

**Appendix A
Drinking Water Revolving Fund
2015 Project Eligibility List**

Project Number	Entity	Project Name	City	County	Project Description	Estimated Project Cost	Population	Green Amount	Categorical=C Business=B	Categories 1, 2, 3, or 4
960189D	Burlington, City of		Burlington	Kit Carson	New Water Treatment Facility; Connection to a New or Existing Water Treatment Facility; Water Storage Facilities; Water Supply Facilities; Water Meters; Green Infrastructure	\$15,000,000	4,254			
000003D	Byers Water & Sanitation District		Byers	Arapahoe	Construction or Rehabilitation of Distribution and/or Transmission Lines	\$150,000	1,000			
140033D	Calhan, Town of		Calhan	El Paso	Improvement/Expansion of Water Treatment Facility; Construction or Rehabilitation of Distribution and/or Transmission Lines; Water Storage Facilities; Water Supply Facilities; Water Meters; Source Water Protection Plan; Green Project	\$465,000	900			
140034D	Campo, Town of		Campo	Baca	Improvement/Expansion of Water Treatment Facility; Connect to Existing Facility; Construction or Rehabilitation of Distribution and/or Transmission Lines; Water Storage Facilities; Water Supply Facilities; Water Meters; Green Project	\$235,000	109			
140035D	Canon City, City of		Canon City	Fremont	Improvement/Expansion of Water Treatment Facility; Construction or Rehabilitation of Distribution and/or Transmission Lines; Water Storage Facilities; Water Supply Facilities; Water Meters	\$32,750,000	34,800	\$100,000		
140036D	Carbondale, Town of		Carbondale	Garfield	Construction or Rehabilitation of Distribution and/or Transmission Lines; Water Supply Facilities; Source Water Protection Plan; Green Infrastructure	\$5,405,000	6,427	\$375,000	C	3
140037D	Cascade Metropolitan District No. 1		Cascade	El Paso	New Water Treatment Facilities; Construction or Rehabilitation of Distribution and/or Transmission Lines; Green Project	\$2,400,000	1,500	\$300,000	B	2
090021D	Castle Pines Metropolitan District		Castle Rock	Douglas	New Water Treatment Facilities; Improvement/Expansion of Water Treatment Plant; Construction or Rehabilitation of Distribution and/or Transmission Lines; Water Storage Facilities; Water Supply Facilities	\$17,210,000	4,000			
140038D	Castle Rock, Town of		Castle Pines	Douglas	New Water Treatment Facility; Improvement/Expansion of Water Treatment Plant; Construction or Rehabilitation of Distribution and/or Transmission Lines; Water Storage Facilities; Water Supply Facilities; Water Meters	\$137,436,627	55,312			
140039D	Cedaredge, Town of		Cedaredge	Delta	Improvement/Expansion of Water Treatment Plant; Construction or Rehabilitation of Distribution and/or Transmission Lines; Water Storage Facilities; Water Supply Facilities; Water Meters; Source Water Protection Plan; Green Infrastructure	\$6,685,000	2,300			
140040D	Center, Town of		Center	Saguache	Construction or Rehabilitation of Distribution and/or Transmission Lines; Water Storage Facilities; Water Supply Facilities; Water Meters	\$2,375,000	2,300			
140041D	Central City, City of		Central City	Gilpin	New Water Treatment Facility; Construction or Rehabilitation of Distribution and/or Transmission Lines; Water Storage Facilities; Water Supply Facilities; Source Water Protection Plan	\$5,710,000	673			
130018D	Central Weld County Water District		Greeley	Weld	Improvement/Expansion of Water Treatment Facility; Construction or Rehabilitation of Distribution and/or Transmission Lines; Water Storage Facilities; Water Supply Facilities	\$77,946,024	42,000			
140042D	Cheraw, Town of		Cheraw	Otero	Improvement/Expansion of Water Treatment Plant; Water Supply Facilities	\$70,000	252			
140043D	Cherokee Metropolitan District		Colorado Springs	El Paso	Construction or Rehabilitation of Distribution and/or Transmission Lines	\$41,400,000	17,500			

Green Project Categories: 1 = Green Infrastructure; 2 = Water Efficiency; 3 = Energy Efficiency; 4 = Environmentally Innovative

**Appendix A
Drinking Water Revolving Fund
2015 Project Eligibility List**

Green Project Categories: 1 = Green Infrastructure; 2 = Water Efficiency; 3 = Energy Efficiency; 4 = Environmentally Innovative

Project Number	Entity	Project Name	City	County	Project Description	Estimated Project Cost	Population	Green Amount	Categorical=C Business=B	Categories 1, 2, 3, or 4
140044D	Cheyenne Wells, Town of		Cheyenne Wells	Cheyenne	New Water Treatment Facilities; Improvement/Expansion of Water Treatment Facility; Connect to Existing Facility; Water Storage Facilities; Water Supply Facilities; Water Meters; Source Water Protection Plan; Green Project	\$10,722,000	945	\$6,567,000	B, C	2
140045D	Clifton Water District		Clifton	Mesa	Improvement/Expansion of Water Treatment Facility; Construction or Rehabilitation of Distribution and/or Transmission Lines; Water Supply Facilities; Water Meters; Source Water Protection Plan; Green Project	\$37,750,000	35,000			
140046D	Coal Creek, Town of		Coal Creek	Fremont	Connect to Existing Facility; Construction or Rehabilitation of Distribution and/or Transmission Lines; Water Storage Facilities; Water Supply Facilities; Water Meters; Green Project	\$670,000	400	\$100,000		
140047D	Collbran, Town of		Collbran	Mesa	Improvement/Expansion of Water Treatment Facility; Construction or Rehabilitation of Distribution and/or Transmission Lines; Water Storage Facilities; Water Supply Facilities	\$1,525,000	600			
130019D	Colorado Springs Utilities		Colorado Springs	El Paso	Improvement/Expansion of Water Treatment Plant; Construction or Rehabilitation of Distribution and/or Transmission Lines; Water Storage Facilities; Water Supply Facilities; Water Meters	\$208,693,571	400,000	\$63,000	C	2, 3, 4
140049D	Columbine Lake Water District		Grand Lake	Grand	Improvement/Expansion of Water Treatment Facility; Construction or Rehabilitation of Distribution and/or Transmission Lines; Water Supply Facilities	\$1,600,000	241			
140050D	Conifer Metropolitan District		Littleton	Jefferson	Improvement/Expansion of Water Treatment Facility; Construction or Rehabilitation of Distribution and/or Transmission Lines; Water Storage Facilities; Water Meters	\$950,000	500			
050015D	Copper Mountain Consolidated Metropolitan District		Copper Mountain	Summit	Construction or Rehabilitation of Distribution and/or Transmission Lines; Water Storage Facilities; Water Supply Facilities	\$190,000	3,500			
130079D	Cortez, City of		Cortez	Montezuma	Improvement/Expansion of Water Treatment Plant; Construction or Rehabilitation of Distribution and/or Transmission Lines; Water Storage Facilities; Water Supply Facilities; Water Meters	\$4,830,500	8,500	\$400,000	C	1, 2
140051D	Costilla County	Costilla County Water & Sanitation System	San Luis	Costilla	New Water Treatment Facility; Consolidation of Water Treatment Facilities; Construction or Rehabilitation of Distribution and/or Transmission Lines; Water Storage Facilities; Water Supply Facilities	\$1,400,000	500			
130007D	Costilla County	Garcia Domestic Water System	San Luis	Costilla	New Water Treatment Facility; Improvement/Expansion of Water Treatment Plant; Construction or Rehabilitation of Distribution and/or Transmission Lines; Water Storage Facilities; Water Supply Facilities; Water Meters	\$845,000	100			
150030D	Costilla County	Viejo San Acacio	Viejo San Acacio	Costilla	Improvement/Expansion of Water Treatment Plant; Construction or Rehabilitation of Distribution and/or Transmission Lines; Water Storage Facilities; Water Supply Facilities	\$875,000	26			
140052D	Craig, City of		Craig	Moffat	Construction or Rehabilitation of Distribution and/or Transmission Lines	\$2,000,000	9,500			
140053D	Crawford, Town of		Crawford	Delta	New Water Treatment Facilities; Water Storage Facilities	\$850,000	425			
140055D	Crested Butte South Metropolitan District		Crested Butte	Gunnison	Water Supply Facilities; Water Meters	\$550,000	1,200			
140056D	Crested Butte, Town of		Crested Butte	Gunnison	Improvement/Expansion of Water Treatment Facility; Construction or Rehabilitation of Distribution and/or Transmission Lines	\$2,500,000	1,647			
140057D	Crestone, Town of		Crestone	Saguache	Connect to Existing Facility; Water Meters	\$710,000	150			

**Appendix A
Drinking Water Revolving Fund
2015 Project Eligibility List**

Green Project Categories: 1 = Green Infrastructure; 2 = Water Efficiency; 3 = Energy Efficiency; 4 = Environmentally Innovative

Project Number	Entity	Project Name	City	County	Project Description	Estimated Project Cost	Population	Green Amount	Categorical=C Business=B	Categories 1, 2, 3, or 4
140058D	Cripple Creek, City of		Cripple Creek	Teller	Improvement/Expansion of Water Treatment Plant; Construction or Rehabilitation of Distribution and/or Transmission Lines; Water Storage Facilities; Water Supply Facilities; Green Infrastructure	\$1,440,000	1,300			
140059D	Crook, Town of		Crook	Logan	Improvement/Expansion of Water Treatment Facility; Construction or Rehabilitation of Distribution and/or Transmission Lines; Water Storage Facilities; Water Supply Facilities; Water Meters; Source Water Protection Plan; Green Project	\$610,000	110			
140061D	Crowley, Town of		Crowley	Crowley	Improvement/Expansion of Water Treatment Facility; Construction or Rehabilitation of Distribution and/or Transmission Lines; Water Storage Facilities; Water Supply Facilities; Water Meters; Source Water Protection Plan; Green Project	\$400,000	189	\$50,000		
140062D	Cucharas Sanitation & Water District		Cucharas	Huerfano	New Water Treatment Facilities; Improvement/Expansion of Water Treatment Facility; Connect to Existing Facility; Construction or Rehabilitation of Distribution and/or Transmission Lines; Water Storage Facilities; Water Supply Facilities; Water Meters; Source Water Protection Plan; Green Project	\$1,018,175	1,200	\$58,175		
140063D	Dacono, City of		Dacono	Weld	Construction or Rehabilitation of Distribution and/or Transmission Lines	\$2,754,869	4,200			
150040D	Del Norte, Town of		Del Norte	Rio Grande	Improvement/Expansion of Water Treatment Facility; Construction or Rehabilitation of Distribution and/or Transmission Lines; Water Storage Facilities	\$3,500,000	1,800			
140357D	Delta county	Stucker Mesa Domestic Water Company	Paonia	Delta	New Water Treatment Facility; Construction or Rehabilitation of Distribution and/or Transmission Lines; Water Storage Facilities; Water Supply Facilities	\$650,000	32			
140363D	Delta County	Valley Water Company	Manzanola	Otero	Improvement/Expansion of Water Treatment Plant; Construction or Rehabilitation of Distribution and/or Transmission Lines; Water Storage Facilities; Water Meters; Green Infrastructure	\$575,000	375			
140356D	Delta County Ginters Grove Public Improvement District		Cedaredge	Delta	Construction or Rehabilitation of Distribution and/or Transmission Lines	\$400,000	31			
140065D	Delta, City of		Delta	Delta	Construction or Rehabilitation of Distribution and/or Transmission Lines	\$27,000,000	9,000			
140310D	Denver Southeast Suburban Water & Sanitation District		Parker	Douglas	Improvement/Expansion of Water Treatment Plant; Construction or Rehabilitation of Distribution and/or Transmission Lines; Water Supply Facilities	\$11,000,000	11,000			
140066D	Dillon Valley Metropolitan District		Dillon	Summit	Construction or Rehabilitation of Distribution and/or Transmission Lines; Water Storage Facilities; Water Supply Facilities; Source Water Protection Plan	\$7,005,000	3,000			
140067D	Dillon, Town of		Dillon	Summit	Construction or Rehabilitation of Distribution and/or Transmission Lines; Water Storage Facilities; Water Supply Facilities	\$4,500,000	3,294			
140068D	Dinosaur, Town of		Dinosaur	Moffat	Construction or Rehabilitation of Distribution and/or Transmission Lines	\$500,000	350			
140069D	Divide MPC Metropolitan District No. 1		Divide	Teller	Improvement/Expansion of Water Treatment Facility; Construction or Rehabilitation of Distribution and/or Transmission Lines; Water Supply Facilities; Water Meters	\$275,000	189			

**Appendix A
Drinking Water Revolving Fund
2015 Project Eligibility List**

Green Project Categories: 1 = Green Infrastructure; 2 = Water Efficiency; 3 = Energy Efficiency; 4 = Environmentally Innovative

Project Number	Entity	Project Name	City	County	Project Description	Estimated Project Cost	Population	Green Amount	Categorical=C Business=B	Categories 1, 2, 3, or 4
140071D	Donala Water & Sanitation District		Colorado Springs	El Paso	Consolidation of Water Treatment Facilities; Construction or Rehabilitation of Distribution and/or Transmission Lines; Water Storage Facilities; Water Supply Facilities; Green Project	\$15,500,000	7,600	\$2,500,000		
140072D	Durango West Metropolitan District No. 2		Durango	La Plata	Improvement/Expansion of Water Treatment Facility; Connect to Existing Facility; Construction or Rehabilitation of Distribution and/or Transmission Lines; Water Storage Facilities	\$1,020,000	624			
140073D	Durango, City of		Durango	La Plata	New Water Treatment Facility; Improvement/Expansion of Water Treatment Plant; Construction or Rehabilitation of Distribution and/or Transmission Lines; Water Storage Facilities; Water Meters	\$63,638,000	16,887	\$1,700,000	C	3
140074D	Eads, Town of		Eads	Kiowa	Improvement/Expansion of Water Treatment Facility; Construction or Rehabilitation of Distribution and/or Transmission Lines; Water Supply Facilities; Water Meters; Source Water Protection Plan	\$545,000	848			
140075D	Eagle River Water & Sanitation District		Vail	Eagle	Construction or Rehabilitation of Distribution and/or Transmission Lines; Water Supply Facilities	\$2,863,600	19,900			
140076D	Eagle, Town of		Eagle	Eagle	New Water Treatment Facility; Improvement/Expansion of Water Treatment Plant; Construction or Rehabilitation of Distribution and/or Transmission Lines; Water Storage Facilities	\$25,975,398	7,000	\$225,000	C	3
140077D	East Alamosa Water & Sanitation District		Alamosa	Alamosa	Construction or Rehabilitation of Distribution and/or Transmission Lines	\$3,900,000	1,700			
140078D	East Dillon Water District		Dillon	Summit	Construction or Rehabilitation of Distribution and/or Transmission Lines; Water Storage Facilities; Source Water Protection Plan	\$8,000,000	2,000			
140079D	Eckley, Town of		Eckley	Yuma	Improvement/Expansion of Water Treatment Plant; Construction or Rehabilitation of Distribution and/or Transmission Lines	\$1,200,000	262			
060016D	Edgewater, City of		Edgewater	Jefferson	Improvement/Expansion of Water Treatment Facility; Construction or Rehabilitation of Distribution and/or Transmission Lines; Water Meters	\$3,300,000	5,407			
140080D	El Rancho Florida Metropolitan District		Bayfield	La Plata	Construction or Rehabilitation of Distribution and/or Transmission Lines; Water Storage Facilities; Water Meters	\$1,811,600	250			
140081D	Elbert Water & Sanitation District		Elbert	Elbert	Improvement/Expansion of Water Treatment Facility; Construction or Rehabilitation of Distribution and/or Transmission Lines; Water Storage Facilities; Water Supply Facilities; Water Meters; Source Water Protection Plan; Green Project	\$655,000	230	\$800,000	B	2, 3
060004D	Elizabeth, Town of		Elizabeth	Elbert	Construction or Rehabilitation of Distribution and/or Transmission Lines	\$800,000	1,500			
140083D	Empire, Town of		Empire	Clear Creek	Improvement/Expansion of Water Treatment Plant; Water Supply Facilities; Water Meters	\$1,290,825	282			
140084D	Erie, Town of		Erie	Weld	Improvement/Expansion of Water Treatment Facility; Consolidation of Water Treatment Facilities; Construction or Rehabilitation of Distribution and/or Transmission Lines; Water Storage Facilities; Water Supply Facilities; Water Meters	\$104,392,000	21,500			
140085D	Estes Park, Town of		Estes Park	Larimer	Consolidation of Water Treatment Facilities; Construction or Rehabilitation of Distribution and/or Transmission Lines	\$11,870,000	12,000			

**Appendix A
Drinking Water Revolving Fund
2015 Project Eligibility List**

Green Project Categories: 1 = Green Infrastructure; 2 = Water Efficiency; 3 = Energy Efficiency; 4 = Environmentally Innovative

Project Number	Entity	Project Name	City	County	Project Description	Estimated Project Cost	Population	Green Amount	Categorical=C Business=B	Categories 1, 2, 3, or 4
140086D	Evans, City of		Evans	Weld	Construction or Rehabilitation of Distribution and/or Transmission Lines; Water Meters	\$1,450,000	21,000			
140087D	Evergreen Metropolitan District		Evergreen	Jefferson	Improvement/Expansion of Water Treatment Plant; Construction or Rehabilitation of Distribution and/or Transmission Lines; Water Storage Facilities; Water Supply Facilities; Source Water Protection Plan	\$9,168,000	13,500			
140088D	Fairplay, Town of		Fairplay	Park	Improvement/Expansion of Water Treatment Plant; Construction or Rehabilitation of Distribution and/or Transmission Lines; Water Storage Facilities	\$7,000,000	875			
140089D	Falcon Highlands Metropolitan District		Colorado Springs	El Paso	New Water Treatment Facilities; Water Storage Facilities; Water Supply Facilities; Water Meters	\$2,325,000	1,200			
140090D	Federal Heights, City of		Federal Heights	Adams	Construction or Rehabilitation of Distribution and/or Transmission Lines	\$1,000,000	11,467			
140092D	Flagler, Town of		Flagler	Kit Carson	New Water Treatment Facility; Improvement/Expansion of Water Treatment Plant; Connection to a New or Existing Water Treatment Facility; Construction or Rehabilitation of Distribution and/or Transmission Lines; Water Storage Facilities; Water Supply Facilities; Water Meters; Source Water Protection Plan; Green Infrastructure	\$550,000	612			
140093D	Florence, City of		Florence	Fremont	Improvement/Expansion of Water Treatment Facility; Construction or Rehabilitation of Distribution and/or Transmission Lines; Water Storage Facilities; Water Supply Facilities; Source Water Protection Plan	\$18,400,000	9,359			
140094D	Florissant Water & Sanitation District		Florissant	Teller	Improvement/Expansion of Water Treatment Facility; Consolidation of Water Treatment Facilities; Construction or Rehabilitation of Distribution and/or Transmission Lines; Water Storage Facilities; Water Supply Facilities; Water Meters	\$2,400,000	220			
140095D	Forest Hills Metropolitan District		Golden	Jefferson	Improvement/Expansion of Water Treatment Plant; Construction or Rehabilitation of Distribution and/or Transmission Lines; Water Storage Facilities; Water Supply Facilities; Water Meters; Source Water Protection Plan	\$1,190,000	350			
140096D	Forest Lakes Metropolitan District (La Plata County)		Forest Lakes	La Plata	Improvement/Expansion of Water Treatment Facility; Construction or Rehabilitation of Distribution and/or Transmission Lines; Water Storage Facilities; Water Supply Facilities	\$3,500,000	1,921			
140097D	Forest View Acres Water District		Monument	El Paso	Improvement/Expansion of Water Treatment Facility; Construction or Rehabilitation of Distribution and/or Transmission Lines; Water Meters	\$4,800,000	855			
140098D	Fort Collins, City of	Fort Collins Utilities	Fort Collins	Larimer	Improvement/Expansion of Water Treatment Plant; Construction or Rehabilitation of Distribution and/or Transmission Lines; Water Storage Facilities; Water Meters; Green Infrastructure	\$165,790,000	175,000			
140100D	Fort Lupton, City of		Ft Lupton	Weld	Improvement/Expansion of Water Treatment Plant; Connection to a New or Existing Water Treatment Facility	\$6,350,000	7,250			
140101D	Fort Morgan, City of		Fort Morgan	Morgan	Improvement/Expansion of Water Treatment Plant; Construction or Rehabilitation of Distribution and/or Transmission Lines; Water Supply Facilities; Water Meters	\$11,050,000	12,000			

**Appendix A
Drinking Water Revolving Fund
2015 Project Eligibility List**

Project Number	Entity	Project Name	City	County	Project Description	Estimated Project Cost	Population	Green Amount	Categorical=C Business=B	Categories 1, 2, 3, or 4
140102D	Fountain, City of		Fountain	El Paso	New Water Treatment Facilities; Construction or Rehabilitation of Distribution and/or Transmission Lines; Water Storage Facilities; Water Supply Facilities; Water Meters; Source Water Protection Plan	\$121,200,000	21,000			
140103D	Fowler, Town of		Fowler	Otero	Improvement/Expansion of Water Treatment Plant; Construction or Rehabilitation of Distribution and/or Transmission Lines; Water Storage Facilities	\$2,000,000	1,163			
140104D	Franktown Business Area Metropolitan District		Franktown	Douglas	Construction or Rehabilitation of Distribution and/or Transmission Lines; Water Storage Facilities; Water Supply Facilities	\$5,095,000	15			
140105D	Fraser, Town of		Fraser	Grand	New Water Treatment Facility; Improvement/Expansion of Water Treatment Plant; Connection to a New or Existing Water Treatment Facility; Construction or Rehabilitation of Distribution and/or Transmission Lines; Water Storage Facilities; Water Supply Facilities; Source Water Protection Plan; Green Infrastructure	\$19,000,000	1,200			
140106D	Frederick, Town of		Frederick	Weld	New Water Treatment Facility; Construction or Rehabilitation of Distribution and/or Transmission Lines; Water Storage Facilities	\$34,488,914	10,050			
140107D	Gardner Water & Sanitation Public Improvement District		Gardner	Huerfano	Improvement/Expansion of Water Treatment Facility; Construction or Rehabilitation of Distribution and/or Transmission Lines; Water Storage Facilities; Water Meters; Source Water Protection Plan; Green Project	\$593,000	113			
140108D	Gateway Metropolitan District		Snowmass	Pitkin	Construction or Rehabilitation of Distribution and/or Transmission Lines; Source Water Protection Plan	\$4,651,415	418			
140109D	Genesee Water & Sanitation District		Golden	Jefferson	New Water Treatment Facility; Construction or Rehabilitation of Distribution and/or Transmission Lines; Water Meters	\$10,110,000	4,010			
140110D	Genoa, Town of		Genoa	Lincoln	Improvement/Expansion of Water Treatment Facility; Construction or Rehabilitation of Distribution and/or Transmission Lines; Water Storage Facilities; Water Supply Facilities; Water Meters; Source Water Protection Plan; Green Project	\$1,095,000	139			
140111D	Georgetown, Town of		Georgetown	Clear Creek	Construction or Rehabilitation of Distribution and/or Transmission Lines; Water Supply Facilities; Source Water Protection Plan; Green Infrastructure	\$340,000	1,160	\$90,000	C	3
140112D	Gilcrest, Town of		Gilcrest	Weld	New Water Treatment Facility; Improvement/Expansion of Water Treatment Plant; Construction or Rehabilitation of Distribution and/or Transmission Lines; Green Infrastructure	\$7,800,000	1,200			
140113D	Glendale, City of		Glendale	Arapahoe	Construction or Rehabilitation of Distribution and/or Transmission Lines	\$800,000	4,600			
140114D	Glenwood Springs, City of		Glenwood Springs	Garfield	Improvement/Expansion of Water Treatment Facility; Construction or Rehabilitation of Distribution and/or Transmission Lines; Water Storage Facilities; Water Supply Facilities; Water Meters; Source Water Protection Plan	\$6,670,000	9,614			
150050D	Grace Mar Water District		Lafayette	Boulder	Improvement/Expansion of Water Treatment Plant; Water Supply Facilities	\$35,000	40			
140115D	Granby, Town of		Granby	Grand	New Water Treatment Facilities; Construction or Rehabilitation of Distribution and/or Transmission Lines; Water Storage Facilities; Water Supply Facilities	\$14,880,000	2,000			

**Appendix A
Drinking Water Revolving Fund
2015 Project Eligibility List**

Green Project Categories: 1 = Green Infrastructure; 2 = Water Efficiency; 3 = Energy Efficiency; 4 = Environmentally Innovative

Project Number	Entity	Project Name	City	County	Project Description	Estimated Project Cost	Population	Green Amount	Categorical=C Business=B	Categories 1, 2, 3, or 4
140116D	Granby/Silver Creek Water & Wastewater Authority		Granby	Grand	New Water Treatment Facility	\$6,000,000	12,500			
140117D	Grand County Water & Sanitation District No. 1		Winter Park	Grand	Improvement/Expansion of Water Treatment Facility; Construction or Rehabilitation of Distribution and/or Transmission Lines; Water Storage Facilities; Green Project	\$2,750,000	5,400			
140118D	Grand Junction, City of		Grand Junction	Mesa	Construction or Rehabilitation of Distribution and/or Transmission Lines; Water Meters; Source Water Protection Plan	\$16,720,000	27,000			
130126D	Grand Lake, Town of		Grand Lake	Grand	New Water Treatment Facilities; Construction or Rehabilitation of Distribution and/or Transmission Lines; Green Project	\$2,311,983	471	\$300,000	C	1, 3
110008D	Grand Mesa Metropolitan District No. 1	Powderhorn Metropolitan District No. 1	Mesa	Mesa	Improvement/Expansion of Water Treatment Facility; Construction or Rehabilitation of Distribution and/or Transmission Lines; Water Storage Facilities	\$4,000,000	2,000			
140119D	Greatrock North Water & Sanitation District		Lakewood	Adams	New Water Treatment Facilities; Improvement/Expansion of Water Treatment Facility	\$4,200,000	1,006			
140121D	Gunnison County	Dos Rios Water	Gunnison	Gunnison	Improvement/Expansion of Water Treatment Facility; Connect to Existing Facility; Construction or Rehabilitation of Distribution and/or Transmission Lines; Water Storage Facilities	\$3,900,000	1,200			
140122D	Gunnison County	Somerseset Domestic WD	Somerseset	Gunnison	Improvement/Expansion of Water Treatment Facility; Construction or Rehabilitation of Distribution and/or Transmission Lines; Water Supply Facilities	\$465,000	250			
990009D	Gunnison, City of		Gunnison	Gunnison	Improvement/Expansion of Water Treatment Facility; Construction or Rehabilitation of Distribution and/or Transmission Lines; Water Storage Facilities	\$515,100	104			
140123D	Gypsum, Town of		Gypsum	Eagle	Improvement/Expansion of Water Treatment Facility; Water Supply Facilities; Green Project	\$2,355,000	6,500	\$936,726	C	3
140124D	Hamilton Creek Metropolitan District		Dillon	Summit	Construction or Rehabilitation of Distribution and/or Transmission Lines; Water Storage Facilities; Water Supply Facilities	\$4,700,000	500			
130133D	Haxtun, Town of		Haxtun	Phillips	Construction or Rehabilitation of Distribution and/or Transmission Lines	\$3,000,000	946			
140125D	Hayden, Town of		Hayden	Routt	Improvement/Expansion of Water Treatment Plant; Construction or Rehabilitation of Distribution and/or Transmission Lines; Water Storage Facilities; Water Supply Facilities; Water Meters; Source Water Protection Plan; Green Infrastructure	\$6,132,000	1,814			
140126D	Highland Lakes Water District		Divide	Teller	New Water Treatment Facility; Improvement/Expansion of Water Treatment Plant; Consolidation of Water Treatment Facilities; Construction or Rehabilitation of Distribution and/or Transmission Lines; Water Storage Facilities; Water Supply Facilities; Water Meters; Source Water Protection Plan; Green Infrastructure	\$3,769,000	732			
130022D	Highview Water District		Lakewood	Jefferson	Construction or Rehabilitation of Distribution and/or Transmission Lines; Water Storage Facilities	\$1,350,000	2,100			
140127D	Hi-Land Acres Water & Sanitation District		Brighton	Adams	Improvement/Expansion of Water Treatment Plant; Green Infrastructure	\$500,000	350			
140303D	Hooper, Town of		Hooper	Alamosa	New Water Treatment Facilities; Connect to Existing Facility; Construction or Rehabilitation of Distribution and/or Transmission Lines; Water Storage Facilities; Water Supply Facilities; Water Meters	\$600,000	120			

**Appendix A
Drinking Water Revolving Fund
2015 Project Eligibility List**

Green Project Categories: 1 = Green Infrastructure; 2 = Water Efficiency; 3 = Energy Efficiency; 4 = Environmentally Innovative

Project Number	Entity	Project Name	City	County	Project Description	Estimated Project Cost	Population	Green Amount	Categorical=C Business=B	Categories 1, 2, 3, or 4
140128D	Hot Sulphur Springs, Town of		Hot Sulphur Springs	Grand	Construction or Rehabilitation of Distribution and/or Transmission Lines; Water Supply Facilities; Water Meters	\$460,000	531			
140129D	Hotchkiss, Town of		Hotchkiss	Delta	New Water Treatment Facility; Construction or Rehabilitation of Distribution and/or Transmission Lines; Water Supply Facilities; Source Water Protection Plan; Green Infrastructure	\$10,500,000	1,500	\$750,000	B	2, 3
140130D	Hudson, Town of		Hudson	Weld	Improvement/Expansion of Water Treatment Facility; Construction or Rehabilitation of Distribution and/or Transmission Lines; Water Supply Facilities; Water Meters	\$2,950,000	2,700			
140131D	Idaho Springs, City of		Idaho Springs	Clear Creek	Improvement/Expansion of Water Treatment Plant; Construction or Rehabilitation of Distribution and/or Transmission Lines; Water Storage Facilities; Water Meters	\$13,080,000	1,717			
020018D	Idledele Water & Sanitation District		Lakewood	Jefferson	Improvement/Expansion of Water Treatment Plant; Construction or Rehabilitation of Distribution and/or Transmission Lines; Water Supply Facilities; Water Meters	\$2,108,000	187	\$150,000	C	3
140132D	Ignacio, Town of		Ignacio	La Plata	Construction or Rehabilitation of Distribution and/or Transmission Lines; Water Meters	\$678,000	857			
140133D	Iliff, Town of		Iliff	Logan	Improvement/Expansion of Water Treatment Facility; Construction or Rehabilitation of Distribution and/or Transmission Lines; Water Storage Facilities; Water Supply Facilities; Water Meters; Source Water Protection Plan; Green Project	\$660,000	260			
140134D	Jamestown, Town of		Jamestown	Boulder	Improvement/Expansion of Water Treatment Facility; Construction or Rehabilitation of Distribution and/or Transmission Lines; Water Storage Facilities; Water Supply Facilities; Water Meters	\$1,530,000	265			
100002D	Jefferson County		Lakewood	Jefferson	Improvement/Expansion of Water Treatment Facility	\$100,000	160			
140360D	Jefferson County	Park Water Company	Evergreen	Jefferson	Improvement/Expansion of Water Treatment Plant; Construction or Rehabilitation of Distribution and/or Transmission Lines; Water Storage Facilities; Water Supply Facilities; Source Water Protection Plan	\$500,000	100			
140135D	Julesburg, Town of		Julesburg	Sedgwick	Improvement/Expansion of Water Treatment Facility; Construction or Rehabilitation of Distribution and/or Transmission Lines	\$1,500,000	1,225			
140136D	Keenesburg, Town of		Keenesburg	Weld	Water Storage Facilities; Water Supply Facilities; Source Water Protection Plan	\$1,700,000	1,200			
140137D	Kersey, Town of		Kersey	Weld	Construction or Rehabilitation of Distribution and/or Transmission Lines	\$54,160,000	1,489			
140138D	Kim, Town of		Kim	Las Animas	New Water Treatment Facility; Improvement/Expansion of Water Treatment Plant; Construction or Rehabilitation of Distribution and/or Transmission Lines; Water Storage Facilities; Water Supply Facilities; Water Meters; Source Water Protection Plan; Green Infrastructure	\$370,000	76			
140139D	Kit Carson, Town of		Kit Carson	Cheyenne	Improvement/Expansion of Water Treatment Facility; Water Storage Facilities; Water Supply Facilities; Water Meters; Green Project	\$2,000,000	223			

**Appendix A
Drinking Water Revolving Fund
2015 Project Eligibility List**

Green Project Categories: 1 = Green Infrastructure; 2 = Water Efficiency; 3 = Energy Efficiency; 4 = Environmentally Innovative

Project Number	Entity	Project Name	City	County	Project Description	Estimated Project Cost	Population	Green Amount	Categorical=C Business=B	Categories 1, 2, 3, or 4
140140D	Kremmling, Town of		Kremmling	Grand	New Water Treatment Facilities; Improvement/Expansion of Distribution and/or Transmission Lines; Water Storage Facilities; Water Supply Facilities; Source Water Protection Plan	\$6,000,000	1,700			
140141D	La Junta, City of		La Junta	Otero	Construction or Rehabilitation of Distribution and/or Transmission Lines; Water Storage Facilities; Green Project	\$2,330,000	8,000			
140142D	La Plata Archuleta Water District		Durango	La Plata	New Water Treatment Facilities; Improvement/Expansion of Water Treatment Facility; Connect to Existing Facility; Construction or Rehabilitation of Distribution and/or Transmission Lines; Water Storage Facilities; Water Supply Facilities; Construction or Rehabilitation of Distribution and/or Transmission Lines; Water Meters	\$117,000,000	9,600			
140143D	La Plata County Palo Verde Public Improvement District No. 3		Durango	La Plata	Connect to Existing Facility; Construction or Rehabilitation of Distribution and/or Transmission Lines; Water Meters	\$520,001	50			
140144D	La Plata West Water Authority		Durango	La Plata	Connection to a New or Existing Water Treatment Facility; Construction or Rehabilitation of Distribution and/or Transmission Lines; Water Storage Facilities; Water Meters; Green Infrastructure	\$7,700,000	530			
140145D	La Veta, Town of		La Veta	Huerfano	New Water Treatment Facility; Improvement/Expansion of Water Treatment Plant; Construction or Rehabilitation of Distribution and/or Transmission Lines; Water Storage Facilities; Water Supply Facilities; Water Meters; Source Water Protection Plan; Green Infrastructure	\$345,000	950			
140146D	Lafayette, City of		Lafayette	Boulder	New Water Treatment Facilities; Construction or Rehabilitation of Distribution and/or Transmission Lines; Water Storage Facilities	\$16,500,000	27,000			
140147D	Lake City, Town of		Lake City	Hinsdale	New Water Treatment Facility; Construction or Rehabilitation of Distribution and/or Transmission Lines; Water Storage Facilities; Water Supply Facilities; Source Water Protection Plan; Green Infrastructure	\$5,300,000	4,000			
140148D	Lake Creek Metropolitan District		Edwards	Eagle	Improvement/Expansion of Water Treatment Facility; Construction or Rehabilitation of Distribution and/or Transmission Lines	\$2,050,000	210			
140149D	Lake Durango Water Authority		Durango	La Plata	Improvement/Expansion of Water Treatment Facility; Connect to Existing Facility; Construction or Rehabilitation of Distribution and/or Transmission Lines; Water Storage Facilities; Water Supply Facilities; Water Meters; Source Water Protection Plan; Green Project	\$7,087,180	3,000	\$250,000	C	1, 3
140150D	Lakewood, City of		Lakewood	Jefferson	Construction or Rehabilitation of Distribution and/or Transmission Lines	\$750,000	4,700			
140151D	Lamar, City of		Lamar	Prowers	New Water Treatment Facility; Improvement/Expansion of Water Treatment Plant; Consolidation of Water Treatment Facilities; Connection to a New or Existing Water Treatment Facility; Construction or Rehabilitation of Distribution and/or Transmission Lines; Water Supply Facilities; Source Water Protection Plan; Green Infrastructure	\$25,000,000	8,500			
140304D	Larimer County	Big Elk Meadows Water Association	Lyons	Larimer	Construction or Rehabilitation of Distribution and/or Transmission Lines; Water Storage Facilities; Water Meters	\$1,850,000	400			

Appendix A
Drinking Water Revolving Fund
2015 Project Eligibility List

Project Number	Entity	Project Name	City	County	Project Description	Estimated Project Cost	Population	Green Amount	Categorical=C Business=B	Categories 1, 2, 3, or 4
140152D	Larimer County	Charles Heights Water Association	Estes Park	Larimer	Construction or Rehabilitation of Distribution and/or Transmission Lines	\$650,000	150			
140007D	Larimer County	Fish Creek Water Association	Fort Collins	Larimer	Construction or Rehabilitation of Distribution and/or Transmission Lines	\$360,000	50			
140153D	Larimer County	Glacier View Meadows 12th Filing	Livermore	Larimer	Improvement/Expansion of Water Treatment Plant; Construction or Rehabilitation of Distribution and/or Transmission Lines	\$170,000	85			
140154D	Larimer County	Glacier View Meadows Water and Sewer Association	Livermore	Larimer	Construction or Rehabilitation of Distribution and/or Transmission Lines	\$350,000	500			
140155D	Larimer County	Hondius Water Users Association	Fort Collins	Larimer	Connect to Existing Facility; Construction or Rehabilitation of Distribution and/or Transmission Lines	\$600,000	300			
140156D	Larimer County	Lower Venner Ranch Assn, Upper Venner Ranch Assn, Koral Heights Property Owners Association, Little Prospect Acres Subdivision	Fort Collins	Larimer	Consolidation of Water Treatment Facilities; Connect to Existing Facility; Construction or Rehabilitation of Distribution and/or Transmission Lines; Water Storage Facilities	\$2,000,000	414			
140157D	Larimer County	Red Feather Lakes	Fort Collins	Larimer	Connect to Existing Facility; Construction or Rehabilitation of Distribution and/or Transmission Lines; Water Supply Facilities	\$1,500,000	500			
150060D	Larimer County	Wonderview Condominium Association	Estes Park	Larimer	Construction or Rehabilitation of Distribution and/or Transmission Lines; Water Meters	\$600,000	60			
140158D	Larkspur, Town of		Larkspur	Douglas	New Water Treatment Facilities; Construction or Rehabilitation of Distribution and/or Transmission Lines; Water Storage Facilities; Water Supply Facilities; Water Meters	\$3,000,000	187			
140159D	Las Animas, City of		Las Animas	Bent	Improvement/Expansion of Water Treatment Facility; Construction or Rehabilitation of Distribution and/or Transmission Lines; Water Storage Facilities; Water Supply Facilities; Water Meters; Green Project	\$4,220,000	3,600	\$700,000	B	2, 3
140160D	Left Hand Water District		Niwot	Boulder/Weld	Improvement/Expansion of Water Treatment Plant; Construction or Rehabilitation of Distribution and/or Transmission Lines; Water Supply Facilities	\$19,000,000	19,370			
140161D	Limon, Town of		Limon	Lincoln	Improvement/Expansion of Water Treatment Plant; Construction or Rehabilitation of Distribution and/or Transmission Lines; Water Meters	\$910,000	6,044			
090108D	Lochbuie, Town of		Lochbuie	Weld	Improvement/Expansion of Water Treatment Plant; Construction or Rehabilitation of Distribution and/or Transmission Lines; Water Supply Facilities; Water Meters	\$3,550,000	5,400			
140162D	Log Lane Village, Town of		Log Lane Village	Morgan	New Water Treatment Facilities; Connect to Existing Facility; Improvement/Expansion of Water Treatment Facility; Water Storage Facilities	\$3,700,000	1,006			
140164D	Longmont, City of		Longmont	Boulder	Improvement/Expansion of Water Treatment Plant; Consolidation of Water Treatment Facilities; Construction or Rehabilitation of Distribution and/or Transmission Lines; Water Storage Facilities; Water Supply Facilities; Water Meters	\$183,901,100	93,000			

**Appendix A
Drinking Water Revolving Fund
2015 Project Eligibility List**

Green Project Categories: 1 = Green Infrastructure; 2 = Water Efficiency; 3 = Energy Efficiency; 4 = Environmentally Innovative

Project Number	Entity	Project Name	City	County	Project Description	Estimated Project Cost	Population	Green Amount	Categorical=C Business=B	Categories 1, 2, 3, or 4
140165D	Lookout Mountain Water District		Golden	Jefferson	Improvement/Expansion of Water Treatment Plant; Construction or Rehabilitation of Distribution and/or Transmission Lines; Water Storage Facilities; Water Supply Facilities; Water Meters; Source Water Protection Plan; Green Infrastructure	\$8,840,000	1,100	\$200,000		
140166D	Louisville, City of		Louisville	Boulder	Improvement/Expansion of Water Treatment Plant; Construction or Rehabilitation of Distribution and/or Transmission Lines; Water Supply Facilities; Water Meters; Source Water Protection Plan	\$32,457,000	18,376			
140167D	Louviers Water & Sanitation District		Louviers	Douglas	Construction or Rehabilitation of Distribution and/or Transmission Lines; Water Storage Facilities; Water Supply Facilities	\$9,365,000	269			
140309D	Lower Arkansas Valley Rural Water Authority		Manzanola	Otero	Improvement/Expansion of Water Treatment Plant; Water Storage Facilities; Water Supply Facilities; Green Project	\$455,000	325	\$300,000	C	1,3
140169D	Lyons, Town of		Lyons	Boulder	Connection to a New or Existing Water Treatment Facility; Construction or Rehabilitation of Distribution and/or Transmission Lines; Water Storage Facilities; Water Meters	\$2,675,000	2,097			
140170D	Mancos, Town of		Mancos	Montezuma	Improvement/Expansion of Water Treatment Plant; Construction or Rehabilitation of Distribution and/or Transmission Lines; Water Storage Facilities; Water Meters	\$4,150,000	1,336			
140171D	Manitou Springs, City of		Manitou Springs	El Paso	Improvement/Expansion of Water Treatment Plant; Construction or Rehabilitation of Distribution and/or Transmission Lines; Water Storage Facilities; Water Meters	\$12,300,000	4,900			
140172D	Manzanola, Town of		Manzanola	Otero	Improvement/Expansion of Water Treatment Facility; Construction or Rehabilitation of Distribution and/or Transmission Lines; Water Storage Facilities; Water Meters	\$650,000	525	\$10,000		
020005D	Meeker, Town of		Meeker	Rio Blanco	Construction or Rehabilitation of Distribution and/or Transmission Lines; Water Storage Facilities	\$500,000	2,547			
150070D	Meridian Service Metropolitan District		Falcon	El Paso	Improvement/Expansion of Water Treatment Plant; Water Storage Facilities	\$2,000,000	3,250			
140173D	Merino, Town of		Merino	Logan	New Water Treatment Facilities; Improvement/Expansion of Water Treatment Facility; Construction or Rehabilitation of Distribution and/or Transmission Lines; Water Storage Facilities; Water Meters	\$1,110,000	290			
140174D	Mesa Cortina Water & Sanitation District		Dillon	Summit	Improvement/Expansion of Water Treatment Plant; Construction or Rehabilitation of Distribution and/or Transmission Lines; Water Storage Facilities; Water Supply Facilities	\$7,500,000	800			
140175D	Mesa Water & Sanitation District		Mesa	Mesa	Improvement/Expansion of Water Treatment Plant; Construction or Rehabilitation of Distribution and/or Transmission Lines; Water Supply Facilities; Water Meters	\$580,000	170			
140177D	Milliken, Town of		Milliken	Weld	Improvement/Expansion of Water Treatment Facility; Construction or Rehabilitation of Distribution and/or Transmission Lines; Water Storage Facilities; Water Meters	\$5,000,000	5,900			

**Appendix A
Drinking Water Revolving Fund
2015 Project Eligibility List**

Green Project Categories: 1 = Green Infrastructure; 2 = Water Efficiency; 3 = Energy Efficiency; 4 = Environmentally Innovative

Project Number	Entity	Project Name	City	County	Project Description	Estimated Project Cost	Population	Green Amount	Categorical=C Business=B	Categories 1, 2, 3, or 4
140178D	Minturn, Town of		Minturn	Eagle	Improvement/Expansion of Water Treatment Plant; Construction or Rehabilitation of Distribution and/or Transmission Lines; Water Storage Facilities; Water Supply Facilities; Water Meters	\$7,960,000	1,200			
140179D	Monte Vista, City of		Monte Vista	Rio Grande	Improvement/Expansion of Water Treatment Facility; Construction or Rehabilitation of Distribution and/or Transmission Lines; Water Storage Facilities; Water Supply Facilities	\$2,200,000	4,700			
100006D	Montrose, City of		Montrose	Montrose	Improvement/Expansion of Water Treatment Facility; Construction or Rehabilitation of Distribution and/or Transmission Lines; Water Storage Facilities	\$2,000,000	16,070			
030042D	Monument, Town of		Monument	El Paso	Improvement/Expansion of Water Treatment Plant; Construction or Rehabilitation of Distribution and/or Transmission Lines; Water Storage Facilities	\$9,735,000	2,380			
130174D	Morgan County Quality Water District		Fort Morgan	Morgan	Improvement/Expansion of Water Treatment Plant; Construction or Rehabilitation of Distribution and/or Transmission Lines; Water Storage Facilities; Water Supply Facilities; Water Meters; Source Water Protection Plan	\$22,499,000	2,500			
140180D	Morrison Creek Metropolitan Water & Sanitation District		Stagecoach	Routt	Improvement/Expansion of Water Treatment Facility; Connect to Existing Facility; Construction or Rehabilitation of Distribution and/or Transmission Lines; Water Storage Facilities; Water Supply Facilities; Water Meters	\$5,750,000	900			
140181D	Morrison, Town of		Morrison	Jefferson	Improvement/Expansion of Water Treatment Plant; Connection to a New or Existing Water Treatment Facility; Construction or Rehabilitation of Distribution and/or Transmission Lines; Water Supply Facilities	\$1,900,000	430			
140182D	Mount Vernon Country Club Metropolitan District		Golden	Jefferson	Construction or Rehabilitation of Distribution and/or Transmission Lines; Water Storage Facilities; Water Supply Facilities	\$1,800,000	200			
140184D	Mountain View Village Water & Sanitation District		Leadville	Lake	Improvement/Expansion of Water Treatment Plant; Connection to a New or Existing Water Treatment Facility; Construction or Rehabilitation of Distribution and/or Transmission Lines; Water Storage Facilities	\$2,000,000	1,000			
140185D	Mountain Water & Sanitation District		Conifer	Jefferson	Construction or Rehabilitation of Distribution and/or Transmission Lines; Water Storage Facilities; Water Supply Facilities; Water Meters	\$1,125,000	900			
140186D	Mt. Crested Butte Water & Sanitation District		Mt. Crested Butte	Gunnison	Improvement/Expansion of Water Treatment Facility; Construction or Rehabilitation of Distribution and/or Transmission Lines; Water Storage Facilities	\$6,875,000	8,000			
140183D	Mt. Werner Water & Sanitation District		Steamboat Springs	Routt	Improvement/Expansion of Water Treatment Plant; Construction or Rehabilitation of Distribution and/or Transmission Lines; Water Supply Facilities; Source Water Protection Plan; Green Infrastructure	\$6,611,248	4,300			
120018D	Mustang Water Authority		Nucia	Montrose	Improvement/Expansion of Water Treatment Facility; Green Project	\$1,500,000	1,750	\$750,000		
140187D	Naturita, Town of		Naturita	Montrose	Construction or Rehabilitation of Distribution and/or Transmission Lines; Water Storage Facilities; Water Meters	\$1,350,000	534			
140188D	Navajo Western Water District		Walsenburg	Huerfano	Construction or Rehabilitation of Distribution and/or Transmission Lines; Water Supply Facilities	\$115,000	600			

**Appendix A
Drinking Water Revolving Fund
2015 Project Eligibility List**

Project Number	Entity	Project Name	City	County	Project Description	Estimated Project Cost	Population	Green Amount	Categorical=C Business=B	Categories 1, 2, 3, or 4
140189D	Nederland, Town of		Nederland	Boulder	Improvement/Expansion of Water Treatment Facility; Construction or Rehabilitation of Distribution and/or Transmission Lines; Water Storage Facilities; Water Supply Facilities; Water Meters	\$5,600,000	2,000			
140190D	New Castle, Town of		New Castle	Garfield	Improvement/Expansion of Water Treatment Facility; Construction or Rehabilitation of Distribution and/or Transmission Lines; Water Storage Facilities; Water Supply Facilities; Water Meters; Green Project	\$2,040,000	4,800			
140191D	North Shore Water District		Granby	Grand	Improvement/Expansion of Water Treatment Facility; Water Storage Facilities	\$850,000	378			
140193D	Northern Douglas County Water & Sanitation District		Littleton	Douglas	Connect to Existing Facility; Construction or Rehabilitation of Distribution and/or Transmission Lines	\$16,000,000	5,000			
100069D	Northglenn, City of		Northglenn	Adams	Improvement/Expansion of Water Treatment Plant; Construction or Rehabilitation of Distribution and/or Transmission Lines; Water Supply Facilities; Water Meters; Green Infrastructure	\$10,410,000	37,500	\$10,410,000		
140194D	Norwood, Town of	Norwood Water Commission	Norwood	San Miguel	Improvement/Expansion of Water Treatment Facility; Construction or Rehabilitation of Distribution and/or Transmission Lines; Water Storage Facilities; Water Meters; Green Project	\$7,599,110	1,700	\$208,583	B	2
140195D	Nucla, Town of		Nucla	Montrose	Construction or Rehabilitation of Distribution and/or Transmission Lines; Water Meters	\$1,300,000	711			
140196D	Nunn, Town of		Nunn	Weld	Construction or Rehabilitation of Distribution and/or Transmission Lines; Water Storage Facilities; Water Meters	\$2,424,000	450			
140197D	Oak Creek, Town of		Oak Creek	Routt	Improvement/Expansion of Water Treatment Facility; Construction or Rehabilitation of Distribution and/or Transmission Lines; Water Storage Facilities; Water Supply Facilities; Water Meters	\$9,905,000	884			
140198D	Olathe, Town of		Olathe	Montrose	Construction or Rehabilitation of Distribution and/or Transmission Lines; Green Project	\$700,000	1,800			
140199D	Olde Stage Water District		Boulder	Boulder	Construction or Rehabilitation of Distribution and/or Transmission Lines; Water Storage Facilities	\$62,500	250			
140200D	Olney Springs, Town of		Olney Springs	Crowley	Improvement/Expansion of Water Treatment Plant; Construction or Rehabilitation of Distribution and/or Transmission Lines; Water Storage Facilities; Water Supply Facilities; Water Meters; Source Water Protection Plan	\$220,000	389			
140201D	Ophir, Town of		Ophir	San Miguel	Construction or Rehabilitation of Distribution and/or Transmission Lines; Water Storage Facilities; Water Supply Facilities; Water Meters; Green Project	\$700,000	162	\$150,000	C	1, 3
140202D	Ordway, Town of		Ordway	Crowley	New Water Treatment Facilities; Construction or Rehabilitation of Distribution and/or Transmission Lines; Water Supply Facilities; Green Project	\$4,415,000	1,080			
140203D	Ouray, City of		Ouray	Ouray	Improvement/Expansion of Water Treatment Facility; Construction or Rehabilitation of Distribution and/or Transmission Lines; Water Storage Facilities; Water Supply Facilities; Water Meters; Source Water Protection Plan	\$3,500,000	1,000			
140204D	Ovid, Town of		Ovid	Sedgwick	Construction or Rehabilitation of Distribution and/or Transmission Lines; Water Supply Facilities	\$800,000	318			
140205D	Pagosa Area Water & Sanitation District		Pagosa Springs	Archuleta	Construction or Rehabilitation of Distribution and/or Transmission Lines; Green Infrastructure	\$5,297,595	10,000			

**Appendix A
Drinking Water Revolving Fund
2015 Project Eligibility List**

Project Number	Entity	Project Name	City	County	Project Description	Estimated Project Cost	Population	Green Amount	Categorical=C Business=B	Categories 1, 2, 3, or 4
140206D	Paint Brush Hills Metropolitan District		Falcon	El Paso	New Water Treatment Facilities: Improvement/Expansion of Water Treatment Facility; Construction or Rehabilitation of Distribution and/or Transmission Lines; Water Storage Facilities; Water Supply Facilities; Water Meters; Source Water Protection Plan	\$9,360,000	2,950			
140207D	Palisade, Town of		Palisade	Mesa	Construction or Rehabilitation of Distribution and/or Transmission Lines; Green Project	\$543,000	3,060	\$543,000	C	3
140208D	Palmer Lake, Town of		Palmer Lake	El Paso	Construction or Rehabilitation of Distribution and/or Transmission Lines; Water Storage Facilities; Water Supply Facilities	\$1,600,000	2,500			
130200D	Paonia, Town of		Paonia	Delta	Improvement/Expansion of Water Treatment Facility; Water Storage Facilities; Green Project	\$5,500,000	1,500	\$500,000	C	3
120021D	Park Center Water District		Canon City	Fremont	Improvement/Expansion of Water Treatment Facility; Meters	\$650,000	4,000			
140209D	Park County	Deer Creek Elementary	Bailey	Park	Construction or Rehabilitation of Distribution and/or Transmission Lines; Water Storage Facilities	\$500,000	500			
140210D	Park County	Platte Canyon High/Fitzsimmons Middle	Bailey	Park	Water Storage Facilities	\$400,000	1,000			
140211D	Park Forest Water District		Colorado Springs	El Paso	New Water Treatment Facility: Improvement/Expansion of Water Treatment Plant; Connection to a New or Existing Water Treatment Facility; Construction or Rehabilitation of Distribution and/or Transmission Lines; Water Storage Facilities; Water Supply Facilities; Water Meters; Source Water Protection Plan; Green Infrastructure	\$4,600,000	1,000	\$100,000		
140212D	Parkville Water District		Leadville	Lake	New Water Treatment Facility: Improvement/Expansion of Water Treatment Plant; Construction or Rehabilitation of Distribution and/or Transmission Lines; Water Storage Facilities; Water Supply Facilities; Water Meters; Green Infrastructure	\$29,730,000	5,000	\$130,000	C	3
140213D	Peetz, Town of		Peetz	Logan	Improvement/Expansion of Water Treatment Facility; Construction or Rehabilitation of Distribution and/or Transmission Lines; Water Storage Facilities; Water Meters	\$400,000	238			
140305D	Penrose Water District		Penrose	Fremont	Improvement/Expansion of Water Treatment Facility; Construction or Rehabilitation of Distribution and/or Transmission Lines; Water Storage Facilities; Water Supply Facilities; Water Meters; Source Water Protection Plan; Green Project	\$3,190,000	3,280			
140214D	Perry Park Water & Sanitation District		Larkspur	Douglas	Improvement/Expansion of Water Treatment Facility; Water Storage Facilities; Water Supply Facilities	\$3,500,000	3,500			
140215D	Pierce, Town of		Pierce	Weld	Construction or Rehabilitation of Distribution and/or Transmission Lines; Water Meters	\$94,250	834			
140216D	Pine Brook Water District		Boulder	Boulder	Improvement/Expansion of Water Treatment Plant; Construction or Rehabilitation of Distribution and/or Transmission Lines; Water Storage Facilities; Water Meters	\$2,668,000	1,100			
990035D	Pine Drive Water District		Beulah	Pueblo	Improvement/Expansion of Water Treatment Plant; Construction or Rehabilitation of Distribution and/or Transmission Lines; Water Storage Facilities	\$383,800	350			

**Appendix A
Drinking Water Revolving Fund
2015 Project Eligibility List**

Green Project Categories: 1 = Green Infrastructure; 2 = Water Efficiency; 3 = Energy Efficiency; 4 = Environmentally Innovative

Project Number	Entity	Project Name	City	County	Project Description	Estimated Project Cost	Population	Green Amount	Categorical=C Business=B	Categories 1, 2, 3, or 4
140217D	Pinewood Springs Water District		Pinewood Springs	Larimer	Improvement/Expansion of Water Treatment Facility; Construction or Rehabilitation of Distribution and/or Transmission Lines; Water Storage Facilities; Water Supply Facilities; Water Meters	\$3,080,000	1,000			
140218D	Platteville, Town of		Platteville	Weld	Improvement/Expansion of Water Treatment Facility; Construction or Rehabilitation of Distribution and/or Transmission Lines; Water Storage Facilities; Water Supply Facilities	\$2,200,000	2,700			
140219D	Poncha Springs, Town of		Poncha Springs	Chaffee	Consolidation of Water Treatment Facilities; Construction or Rehabilitation of Distribution and/or Transmission Lines; Water Storage Facilities; Water Supply Facilities	\$1,410,000	760			
140220D	Pritchett, Town of		Pritchett	Baca	New Water Treatment Facility; Improvement/Expansion of Water Treatment Plant; Construction or Rehabilitation of Distribution and/or Transmission Lines; Water Storage Facilities; Water Supply Facilities; Water Meters; Source Water Protection Plan; Green Infrastructure	\$230,000	140			
140221D	Project 7 Water Authority		Montrose	Montrose, Delta, Ouray	New Water Treatment Facilities; Improvement/Expansion of Water Treatment Facility; Construction or Rehabilitation of Distribution and/or Transmission Lines; Water Supply Facilities	\$46,000,000	47,895			
140222D	Pueblo Board of Water Works		Pueblo	Pueblo	Construction or Rehabilitation of Distribution and/or Transmission Lines; Water Storage Facilities; Water Meters	\$33,491,542	108,000			
140223D	Pueblo West Metropolitan District		Pueblo West	Pueblo	Construction or Rehabilitation of Distribution and/or Transmission Lines; Water Storage Facilities; Water Supply Facilities	\$13,850,000	3,500			
140224D	Rainbow Valley Water District		Woodland Park	Teller	Improvement/Expansion of Water Treatment Facility; Construction or Rehabilitation of Distribution and/or Transmission Lines; Water Storage Facilities; Water Supply Facilities	\$1,800,000	251			
140225D	Ralston Valley Water & Sanitation District		Arvada	Jefferson	Construction or Rehabilitation of Distribution and/or Transmission Lines	\$2,000,000	1,620			
140226D	Rangely, Town of		Rangely	Rio Blanco	Improvement/Expansion of Water Treatment Facility; Construction or Rehabilitation of Distribution and/or Transmission Lines; Water Storage Facilities; Green Project	\$6,529,000	2,200			
140227D	Red Cliff, Town of		Red Cliff	Eagle	Improvement/Expansion of Water Treatment Plant; Construction or Rehabilitation of Distribution and/or Transmission Lines; Water Storage Facilities; Water Supply Facilities	\$428,000	383			
140228D	Red Rock Valley Estates Water District		Colorado Springs	El Paso	New Water Treatment Facility; Improvement/Expansion of Water Treatment Plant; Consolidation of Water Treatment Facilities; Connection to a New or Existing Water Treatment Facility; Construction or Rehabilitation of Distribution and/or Transmission Lines; Water Supply Facilities; Water Meters	\$1,055,000	300			
140229D	Rico, Town of		Rico	Dolores	Construction or Rehabilitation of Distribution and/or Transmission Lines	\$1,700,000	350			
140231D	Ridgway, Town of		Ridgway	Ouray	Construction or Rehabilitation of Distribution and/or Transmission Lines; Water Storage Facilities; Water Meters; Green Infrastructure	\$5,150,000	900			
140232D	Rifle, City of		Rifle	Garfield	Consolidation of Water Treatment Facilities; Construction or Rehabilitation of Distribution and/or Transmission Lines; Water Storage Facilities	\$6,500,000	9,500			

**Appendix A
Drinking Water Revolving Fund
2015 Project Eligibility List**

Project Number	Entity	Project Name	City	County	Project Description	Estimated Project Cost	Population	Green Amount	Categorical=C Business=B	Categories 1, 2, 3, or 4
140307D	Rock Creek Mesa Water District		Colorado Springs	El Paso	Improvement/Expansion of Water Treatment Facility; Water Storage Facilities; Water Meters	\$49,000	215			
140234D	Rockvale, Town of		Rockvale	Fremont	Improvement/Expansion of Water Treatment Plant; Connection to a New or Existing Water Treatment Facility; Construction or Rehabilitation of Distribution and/or Transmission Lines; Water Storage Facilities; Water Supply Facilities; Water Meters; Source Water Protection Plan; Green Infrastructure	\$1,065,000	485			
140235D	Rocky Ford, City of		Rocky Ford	Otero	Construction or Rehabilitation of Distribution and/or Transmission Lines; Water Supply Facilities	\$2,250,000	3,920			
140236D	Round Mountain Water & Sanitation District		Westcliffe	Custer	New Water Treatment Facilities; Improvement/Expansion of Water Treatment Facility; Construction or Rehabilitation of Distribution and/or Transmission Lines; Water Storage Facilities; Water Supply Facilities; Water Meters	\$2,000,000	1,056			
140237D	Routt County	Community of Phippsburg	Steamboat Springs	Routt	Construction or Rehabilitation of Distribution and/or Transmission Lines	\$200,000	200			
140238D	Routt County	Hahn's Peak	Steamboat Springs	Routt	New Water Treatment Facilities; Connect to Existing Facility; Construction or Rehabilitation of Distribution and/or Transmission Lines; Water Storage Facilities; Water Supply Facilities	\$2,000,000	200			
140239D	Roxborough Water & Sanitation District		Littleton	Douglas / Jefferson	New Water Treatment Facility; Connection to a New or Existing Water Treatment Facility; Construction or Rehabilitation of Distribution and/or Transmission Lines	\$38,500,000	8,900			
140240D	Rye, Town of		Rye	Pueblo	Construction or Rehabilitation of Distribution and/or Transmission Lines; Water Storage Facilities; Water Supply Facilities; Source Water Protection Plan	\$2,060,000	153			
140241D	Saguache, Town of		Saguache	Saguache	Construction or Rehabilitation of Distribution and/or Transmission Lines; Water Storage Facilities	\$1,500,000	485			
140242D	Salida, City of		Salida	Chaffee	Improvement/Expansion of Water Treatment Facility; Consolidation of Water Treatment Facilities; Construction or Rehabilitation of Distribution and/or Transmission Lines; Water Storage Facilities; Water Supply Facilities; Water Meters; Source Water Protection Plan; Green Project	\$7,989,000	5,300			
140243D	San Juan River Village Metropolitan District		Pagosa Springs	Archuleta	Improvement/Expansion of Water Treatment Facility; Construction or Rehabilitation of Distribution and/or Transmission Lines; Water Storage Facilities	\$950,000	500			
140244D	San Luis Water & Sanitation District		San Luis	Costilla	Water Supply Facilities	\$800,000	629			
140245D	Security Water District		Colorado Springs	El Paso	Construction or Rehabilitation of Distribution and/or Transmission Lines; Water Storage Facilities; Water Supply Facilities; Green Infrastructure	\$12,384,000	19,000			
140246D	Sedalia Water & Sanitation District		Sedalia	Douglas	New Water Treatment Facilities; Construction or Rehabilitation of Distribution and/or Transmission Lines; Water Storage Facilities	\$1,150,000	215			
100011D	Sedgwick, Town of		Sedgwick	Sedgwick	Improvement/Expansion of Water Treatment Plant; Connection to a New or Existing Water Treatment Facility; Construction or Rehabilitation of Distribution and/or Transmission Lines	\$569,000	183			
140248D	Severance, Town of		Severance	Weld	Construction or Rehabilitation of Distribution and/or Transmission Lines; Water Storage Facilities	\$1,450,000	2,600			
140249D	Shadow Mountain Village Local Improvement District		Craig	Moffat	Construction or Rehabilitation of Distribution and/or Transmission Lines	\$675,510	620			

Green Project Categories: 1 = Green Infrastructure; 2 = Water Efficiency; 3 = Energy Efficiency; 4 = Environmentally Innovative

Appendix A
Drinking Water Revolving Fund
2015 Project Eligibility List

Project Number	Entity	Project Name	City	County	Project Description	Estimated Project Cost	Population	Green Amount	Categorical=C Business=B	Categories 1, 2, 3, or 4
140308D	Sheridan Lake Water District		Sheridan Lake	Kiowa	Improvement/Expansion of Water Treatment Plant; Connection to a New or Existing Water Treatment Facility; Construction or Rehabilitation of Distribution and/or Transmission Lines; Water Storage Facilities; Water Supply Facilities; Water Meters; Source Water Protection Plan; Green Project	\$1,112,000	88			
020008D	Silt, Town of		Silt	Garfield	Improvement/Expansion of Water Treatment Plant	\$275,000	3,000			
140250D	Silver Heights Water & Sanitation		Castle Rock	Douglas	Improvement/Expansion of Water Treatment Facility; Water Supply Facilities; Water Meters	\$665,000	300			
140251D	Silver Plume, Town of		Silver Plume	Clear Creek	Improvement/Expansion of Water Treatment Facility; Construction or Rehabilitation of Distribution and/or Transmission Lines; Water Storage Facilities; Water Supply Facilities; Water Meters; Source Water Protection Plan; Green Project	\$360,000	200			
140252D	Silverton, Town of		Silverton	San Juan	New Water Treatment Facilities	\$3,000,000	550			
130232D	Simla, Town of		Simla	Elbert	Improvement/Expansion of Water Treatment Plant; Connection to a New or Existing Water Treatment Facility; Construction or Rehabilitation of Distribution and/or Transmission Lines; Water Storage Facilities; Water Supply Facilities; Water Meters; Source Water Protection Plan; Green Infrastructure	\$340,000	618	\$30,000		
140256D	South Sheridan Water, Sanitary Sewer & Storm Drainage District		Greenwood Village	Jefferson	Construction or Rehabilitation of Distribution and/or Transmission Lines; Water Meters	\$1,985,245	2,465			
140257D	Spring Canyon Water & Sanitation District		Fort Collins	Larimer	Consolidation of Water Treatment Facilities; Construction or Rehabilitation of Distribution and/or Transmission Lines; Water Storage Facilities	\$3,600,000	1,500			
140258D	Springfield, Town of		Springfield	Baca	Improvement/Expansion of Water Treatment Facility; Construction or Rehabilitation of Distribution and/or Transmission Lines; Water Storage Facilities; Water Supply Facilities; Water Meters; Source Water Protection Plan; Green Project	\$300,000	1,750			
960145D	St. Charles Mesa Water District	Blende, Vineland, Avondale, Pueblo	Pueblo	Pueblo	Improvement/Expansion of Water Treatment Plant; Construction or Rehabilitation of Distribution and/or Transmission Lines	\$2,565,000	11,500	\$100,000	C	2
130233D	St Mary's Glacier Water & Sanitation District		Idaho Springs	Clear Creek	Construction or Rehabilitation of Distribution and/or Transmission Lines; Water Supply Facilities; Green Infrastructure	\$3,735,000	210	\$650,000	B, C	2, 3
140260D	Steamboat Lake Water & Sanitation District		Clark	Routt	Construction or Rehabilitation of Distribution and/or Transmission Lines; Water Storage Facilities; Water Meters	\$750,000	300			
140261D	Steamboat Springs, City of		Steamboat Springs	Routt	Improvement/Expansion of Water Treatment Facility; Construction or Rehabilitation of Distribution and/or Transmission Lines; Water Storage Facilities; Water Supply Facilities	\$11,269,120	6,000			
140262D	Sterling, City of		Sterling	Logan	Construction or Rehabilitation of Distribution and/or Transmission Lines; Water Storage Facilities; Water Supply Facilities; Water Meters	\$39,500,000	14,700			
140264D	Strasburg Sanitation & Water District		Strasburg	Adams	New Water Treatment Facility; Improvement/Expansion of Water Treatment Facility; Water Supply Facilities; Green Project	\$8,110,000	1,754			
150100D	Stratmoor Hills Water District		Colorado Springs	El Paso	Construction or Rehabilitation of Distribution and/or Transmission Lines; Water Supply Facilities	\$1,650,000	6,500			

**Appendix A
Drinking Water Revolving Fund
2015 Project Eligibility List**

Project Number	Entity	Project Name	City	County	Project Description	Estimated Project Cost	Population	Green Amount	Categorical=C Business=B	Categories 1, 2, 3, or 4
140265D	Stratton, Town of		Stratton	Kit Carson	New Water Treatment Facility; Improvement/Expansion of Distribution and/or Transmission Lines; Water Storage Facilities; Water Supply Facilities; Water Meters; Source Water Protection Plan; Green Infrastructure	\$295,000	658			
150080D	Stucker Mesa Domesic Water Local Improvement District		Hotchkiss	Delta	New Water Treatment Facility; Construction or Rehabilitation of Distribution and/or Transmission Lines; Water Storage Facilities; Water Supply Facilities	\$660,000	32			
140266D	Sugar City, Town of		Sugar City	Crowley	Improvement/Expansion of Water Treatment Facility; Construction or Rehabilitation of Distribution and/or Transmission Lines; Water Storage Facilities; Water Supply Facilities; Water Meters; Green Project	\$725,000	240	\$50,000		
140267D	Superior Metropolitan District No. 1		Superior	Boulder	Improvement/Expansion of Water Treatment Plant; Construction or Rehabilitation of Distribution and/or Transmission Lines	\$7,550,000	12,500			
140269D	Swink, Town of		Swink	Otero	New Water Treatment Facilities; Improvement/Expansion of Water Treatment Facility; Construction or Rehabilitation of Distribution and/or Transmission Lines; Water Storage Facilities; Water Supply Facilities; Water Meters; Green Project; Source Water Protection Plan	\$390,000	617			
140270D	Tabernash Meadows Water & Sanitation District		Tabernash	Grand	Improvement/Expansion of Water Treatment Facility; Connect to Existing Facility; Water Storage Facilities; Water Supply Facilities	\$1,450,000	462			
140271D	Teller County Water & Sanitation District No. 1		Woodland Park	Teller	Improvement/Expansion of Water Treatment Facility; Consolidation of Water Treatment Facilities; Construction or Rehabilitation of Distribution and/or Transmission Lines; Water Supply Facilities; Green Project	\$2,165,000	672	\$75,000	C	2
140272D	Telluride, Town of		Telluride	San Miguel	Construction or Rehabilitation of Distribution and/or Transmission Lines	\$3,600,000	9,000			
140274D	Timbers Water & Sanitation District		Steamboat Springs	Routt	Construction or Rehabilitation of Distribution and/or Transmission Lines; Water Storage Facilities; Water Meters	\$300,000	200			
150090D	Todd Creek Farms Village Metropolitan District No. 1		Brighton	Adams	New Water Treatment Facility; Connection to a New or Existing Water Treatment Facility; Water Storage Facilities	\$13,650,000	4,500			
090043D	Tree Haus Metropolitan District		Steamboat Springs	Routt	Construction or Rehabilitation of Distribution and/or Transmission Lines; Water Meters; Source Water Protection Plan	\$310,000	300			
130243D	Tri-County Water Conservancy District	Ridgway Reservoir Water Treatment Plant	Ridgway	Ourray	New Regional Water Treatment Facility; Consolidation of Water Treatment Facilities; Construction or Rehabilitation of Distribution and/or Transmission Lines; Water Storage Facilities	\$9,900,000	17,000			
140275D	Trinidad, City of		Trinidad	Las Animas	Improvement/Expansion of Water Treatment Plant	\$5,500,000	15,000			
140276D	Triview Metropolitan District		Monument	El Paso	New Water Treatment Facilities; Construction or Rehabilitation of Distribution and/or Transmission Lines; Water Storage Facilities; Water Supply Facilities; Green Project	\$3,905,000	3,120			
140277D	Two Buttes, Town of		Two Buttes	Baca	New Water Treatment Facilities; Improvement/Expansion of Water Treatment Facility; Construction or Rehabilitation of Distribution and/or Transmission Lines; Water Storage Facilities; Water Supply Facilities; Water Meters; Source Water Protection Plan; Green Project	\$1,380,000	43	\$89,967	C	2

**Appendix A
Drinking Water Revolving Fund
2015 Project Eligibility List**

Green Project Categories: 1 = Green Infrastructure; 2 = Water Efficiency; 3 = Energy Efficiency; 4 = Environmentally Innovative

Project Number	Entity	Project Name	City	County	Project Description	Estimated Project Cost	Population	Green Amount	Categorical=C Business=B	Categories 1, 2, 3, or 4
140278D	Two Rivers Metropolitan District		Glenwood Springs	Eagle	Improvement/Expansion of Water Treatment Facility; Construction or Rehabilitation of Distribution and/or Transmission Lines; Water Supply Facilities; Water Meters	\$427,000	325			
140279D	Upper Eagle Regional Water Authority		Avon, Edwards	Eagle	Improvement/Expansion of Water Treatment Plant; Water Storage Facilities; Water Supply Facilities	\$2,119,060	18,581			
140280D	Victor, City of		Victor	Teller	Construction or Rehabilitation of Distribution and/or Transmission Lines; Water Storage Facilities; Source Water Protection Plan	\$2,950,000	400			
140281D	Vilas, Town of		Vilas	Baca	New Water Treatment Facility; Improvement/Expansion of Water Treatment Plant; Construction or Rehabilitation of Distribution and/or Transmission Lines; Water Storage Facilities; Water Supply Facilities; Water Meters; Source Water Protection Plan; Green Infrastructure	\$270,000	103	\$200,000	B	3
140282D	Vona, Town of		Vona	Kit Carson	Improvement/Expansion of Water Treatment Facility; Construction or Rehabilitation of Distribution and/or Transmission Lines; Water Storage Facilities; Water Meters; Source Water Protection Plan; Green Project	\$1,510,000	110			
140283D	W/J Metropolitan District		Woody Creek	Pitkin	Water Supply Facilities; Construction or Rehabilitation of Distribution and/or Transmission Lines; Water Meters	\$73,962	250			
960115D	Walden, Town of		Walden	Jackson	Improvement/Expansion of Water Treatment Facility; Water Storage Facilities; Green Project	\$1,900,000	600	\$150,000	B	4
140284D	Walsenburg, City of		Walsenburg	Huerfano	Improvement/Expansion of Water Treatment Plant; Connection to a New or Existing Water Treatment Facility; Construction or Rehabilitation of Distribution and/or Transmission Lines; Water Storage Facilities; Water Supply Facilities; Water Meters; Source Water Protection Plan; Green Project	\$4,780,000	3,600			
140285D	Walsh, Town of		Walsh	Baca	Construction or Rehabilitation of Distribution and/or Transmission Lines; Water Supply Facilities	\$500,000	546			
140286D	Washington County	Woodlin R-104 School District	Woodrow	Washington	Improvement/Expansion of Water Treatment Facility	\$624,125	18			
140287D	Wellington, Town of		Wellington	Larimer	Improvement/Expansion of Water Treatment Plant; Connection to a New or Existing Water Treatment Facility; Water Storage Facilities; Water Supply Facilities; Water Meters; Source Water Protection Plan	\$17,250,000	6,500			
140288D	Westminster, City of		Westminster	Adams / Jefferson	Improvement/Expansion of Water Treatment Plant; Construction or Rehabilitation of Distribution and/or Transmission Lines; Water Storage Facilities; Water Supply Facilities; Water Meters; Source Water Protection Plan	\$289,260,000	156,000			
140289D	Westwood Lakes Water District		Woodland Park	Teller	Construction or Rehabilitation of Distribution and/or Transmission Lines	\$650,000	378			
140290D	Widefield Water & Sanitation District		Colorado Springs	El Paso	Construction or Rehabilitation of Distribution and/or Transmission Lines; Water Storage Facilities; Water Supply Facilities; Green Project	\$6,590,000	18,000			
090056D	Wiggins, Town of		Wiggins	Morgan	New Water Treatment Facilities; Construction or Rehabilitation of Distribution and/or Transmission Lines; Water Storage Facilities; Water Supply Facilities	\$5,824,600	975			
140291D	Wiley, Town of		Wiley	Prowers	Improvement/Expansion of Water Treatment Facility; Construction or Rehabilitation of Distribution and/or Transmission Lines; Water Storage Facilities; Water Supply Facilities; Water Meters	\$400,000	405			

**Appendix A
Drinking Water Revolving Fund
2015 Project Eligibility List**

Project Number	Entity	Project Name	City	County	Project Description	Estimated Project Cost	Population	Green Amount	Categorical=C Business=B	Categories 1, 2, 3, or 4
140292D	Williamsburg, Town of		Williamsburg	Fremont	Construction or Rehabilitation of Distribution and/or Transmission Lines; Water Supply Facilities; Water Meters; Green Project	\$1,000,000	772			
140294D	Windsor, Town of		Windsor	Weld	Consolidation of Water Treatment Facilities; Construction or Rehabilitation of Distribution and/or Transmission Lines	\$32,475,000	14,000			
140295D	Winter Park Water & Sanitation District		Winter Park	Grand	Construction or Rehabilitation of Distribution and/or Transmission Lines; Water Storage Facilities; Water Supply Facilities	\$4,300,000	6,000			
140296D	Woodland Park, City of		Woodland Park	Teller	Connect to Existing Facility; Water Storage Facilities; Water Meters	\$11,500,000	8,800			
140297D	Woodmen Hills Metropolitan District		Falcon	El Paso	Improvement/Expansion of Water Treatment Plant; Water Storage Facilities; Water Supply Facilities	\$3,850,000	8,474			
140298D	Wray, City of		Wray	Yuma	Improvement/Expansion of Water Treatment Facility; Connect to Existing Facility; Construction or Rehabilitation of Distribution and/or Transmission Lines; Water Storage Facilities	\$2,464,000	2,387			
140299D	Yampa Valley Housing Authority	Fish Creek Mobile Home Park	Steamboat Springs	Routt	Construction or Rehabilitation of Distribution and/or Transmission Lines	\$500,000	158			
140300D	Yampa, Town of		Yampa	Routt	Improvement/Expansion of Water Treatment Plant; Construction or Rehabilitation of Distribution and/or Transmission Lines; Water Storage Facilities; Source Water Protection Plan	\$4,283,773	429			
140301D	Yuma, City of		Yuma	Yuma	Improvement/Expansion of Water Treatment Facility; Construction or Rehabilitation of Distribution and/or Transmission Lines; Water Storage Facilities	\$6,120,000	3,385			
Totals:						\$4,221,006,470		\$31,594,451		

**APPENDIX B
Drinking Water Revolving Fund
FY 2015 Project Priority / Fundable List**

Green Project Categories: 1 = Green Infrastructure; 2 = Water Efficiency; 3 = Energy Efficiency; 4 = Environmentally Innovative

Project Number	Pts*	Facility	County	PWS ID#	Pop	Estimated Project Cost	Approved Loan Amount	DAC	Term (Yrs)	Loan Type	Interest Rate	Green Amount	Categorical-C Business =B	Categories 1,2,3, or 4	Project Description
140302D	270	Antonito, Town of	Conejos	C00111100	1,100	\$4,678,000	\$3,400,000	Y		L					Improvement/Expansion of Water Treatment Facility; Consolidation of Water Treatment Facilities; Construction or Rehabilitation of Distribution and/or Transmission Lines; Water Storage Facilities; Water Supply Facilities
140249D	165	Shadow Mountain Village Local Improvement District	Moffat	C00141188	534	\$675,510	\$599,427	N		D					Construction or Rehabilitation of Distribution and/or Transmission Lines
130007D	165	Costilla County Garcia Domestic Water Users Association	Costilla	C00112700	100	\$200,000	\$270,293	Y							Improvement/Expansion of Water Treatment Facility; Construction or Rehabilitation of Distribution and/or Transmission Lines; Water Meters
140291D	140	Willey, Town of	Prowers	C00150900	405	\$400,000		Y							Improvement/Expansion of Water Treatment Facility; Construction or Rehabilitation of Distribution and/or Transmission Lines; Water Storage Facilities; Water Supply Facilities; Water Meters
020015D	130	Williamsburg, Town of	Fremont	C00122950	772	\$1,000,000	\$826,000	Y	30	D	1.00%				Construction or Rehabilitation of Distribution and/or Transmission Lines; Water Supply Facilities; Water Meters; Green Project
060016D	130	Edgewater, City of	Jefferson	C00130237	5,407	\$3,300,000	\$2,000,000	N		D					Improvement/Expansion of Water Treatment Facility; Construction or Rehabilitation of Distribution and/or Transmission Lines; Water Meters
140257D	125	Spring Canyon Water & Sanitation District	Larimer	C00135721	1,500	\$5,500,000	\$2,000,000	N		D					Improvement/Expansion of Water Treatment Facility; Consolidation of Water Treatment Facilities; Water Storage Facilities; Water Supply Facilities
140299D	110	Yampa Valley Housing Authority Fish Creek Mobile Home Park	Routt		158	\$500,000	\$986,750	Y		D					Construction or Rehabilitation of Distribution and/or Transmission Lines
140143D	100	La Plata County Palo Verde Public Improvement District No. 3	Durango		50	\$520,001	\$481,467	N	20	D	2.00%				Connect to Existing Facility; Construction or Rehabilitation of Distribution and/or Transmission Lines; Water Meters
140007D	100	Larimer County Fish Creek	Larimer		50	\$310,000	\$314,505	N	20	D	2.00%				Construction or Rehabilitation of Distribution and/or Transmission Lines
140027D	85	Branson, Town of	Las Animas	C00136300	64	\$300,000		Y							Improvement/Expansion of Water Treatment Facility

* Projects maybe further prioritized at time of application depending on loan capacity
DAC=Disadvantaged Community

**APPENDIX B
Drinking Water Revolving Fund
FY 2015 Project Priority / Fundable List**

Green Project Categories: 1 = Green Infrastructure; 2 = Water Efficiency; 3 = Energy Efficiency; 4 = Environmentally Innovative

Project Number	Pts*	Facility	County	PWS ID#	Pop	Estimated Project Cost	Approved Loan Amount	DAC	Term (Yrs)	Loan Type	Interest Rate	Green Amount	Categorical=C Business=B	Categories 1,2,3, or 4	Project Description
140092D	85	Flagler, Town of	Kit Carson	CO0132010	612	\$550,000		Y							New Water Treatment Facility; Improvement/Expansion of Water Treatment Plant; Connection to a New or Existing Water Treatment Facility; Construction or Rehabilitation of Distribution and/or Transmission Lines; Water Storage Facilities; Water Supply Facilities; Water Meters; Source Water Protection Plan; Green Infrastructure
090136D	75	Empire, Town of	Clear Creek	CO0110010	282	\$2,316,900	\$647,920	Y	NA	D	PF				Improvement/Expansion of Water Treatment Facility; Construction or Rehabilitation of Distribution and/or Transmission Lines; Water Supply Facilities; Water Meters
090033D	70	Merino, Town of	Logan	CO0138025	302	\$1,110,000	\$1,000,000	Y	NA	D	PF				New Water Treatment Facility; Improvement / Expansion of Water Treatment Facility; Construction or Rehabilitation of Distribution and/or Transmission Lines; Water Storage Facilities; Water Supply Facilities; Water Meters
090033D	70	Merino, Town of	Logan	CO0138025	302		\$110,000	Y	30	D	1%				New Water Treatment Facility; Improvement / Expansion of Water Treatment Facility; Construction or Rehabilitation of Distribution and/or Transmission Lines; Water Storage Facilities; Water Supply Facilities; Water Meters
090021D	70	Castle Pines Metro District	Douglas	CO0118005	4,000	\$17,210,000	\$1,872,578	N	20	D	2.00%				New Water Treatment Facilities; Improvement/Expansion of Water Treatment Facility; Construction or Rehabilitation of Distribution and/or Transmission Lines; Water Storage Facilities; Water Supply Facilities
030022D	67	Forest View Acres Water District	El Paso	CO0121250	855	\$2,000,000	\$2,000,000	N	20	D	0%	\$1,000,000	B	2.00%	Improvement / Expansion of Water Treatment Facility; Construction or Rehabilitation of Distribution and/or Transmission Lines; Water Storage Facilities; Water Supply Facilities; Water Meters
040030D	65	Teller County Water & Sanitation District #1	Teller	160600	625	\$1,718,000	\$1,718,000	N	20	D	2%	\$90,000	C	2	Improvement / Expansion of Water Treatment Facility; Consolidation of Water Treatment Facilities; Construction or Rehabilitation of Distribution and/or Transmission Lines; Water Storage Facilities; Green Project

* Projects maybe further prioritized at time of application depending on loan capacity
DAC=Disadvantaged Community

**APPENDIX B
Drinking Water Revolving Fund
FY 2015 Project Priority / Fundable List**

Green Project Categories: 1 = Green Infrastructure; 2 = Water Efficiency; 3 = Energy Efficiency; 4 = Environmentally Innovative

Project Number	Pts*	Facility	County	PWS ID#	Pop	Estimated Project Cost	Approved Loan Amount	DAC	Term (Yrs)	Loan Type	Interest Rate	Green Amount	Categorical=C Business=B	Categories 1,2,3, or 4	Project Description
140045D	65	Clifton Water District	Mesa	C00139180	35,000	\$37,750,000	\$13,948,507	N	20	L	1.89%				Improvement/Expansion of Water Treatment Facility; Construction or Rehabilitation of Distribution and/or Transmission Lines; Water Supply Facilities; Water Meters; Source Water Protection Plan; Green Project
030021D	60	Florissant Water & Sanitation District	Teller	C00160175	220	\$750,000	\$847,920	Y	0	D	PF				Improvement/Expansion of Water Treatment Facility; Consolidation of Water Treatment Facilities; Construction or Rehabilitation of Distribution and/or Transmission Lines; Water Storage Facilities; Water Supply Facilities; Water Meters
140356D	60	Delta County, Ginter's Grove Public Improvement District	Delta	C00115171	31	\$400,000		N							Construction or Rehabilitation of Distribution and/or Transmission Lines
100026D	60	Louviers Water & Sanitation District	Douglas	C00118035	269	\$1,139,650	\$1,000,000	Y	N/A	D	PF				New Water Treatment Facility; Improvement / Expansion of Water Treatment Facility; Construction or Rehabilitation of Distribution and/or Transmission Lines; Water Storage Facilities; Water Supply Facilities
100026D	60	Louviers Water & Sanitation District	Douglas	C00118035	269		\$139,650	Y	30	D	0%				New Water Treatment Facility; Improvement / Expansion of Water Treatment Facility; Construction or Rehabilitation of Distribution and/or Transmission Lines; Water Storage Facilities; Water Supply Facilities
140160D	60	Left Hand Water District	Boulder	C00107471	19,125	\$39,686,000	\$29,900,336	N	20	L	1.98%				Improvement/Expansion of Water Treatment Facility; Construction or Rehabilitation of Distribution and/or Transmission Lines; Water Supply Facilities
960061D	55	Larkspur, Town of	Douglas	C00118030	214	\$3,100,000	\$2,000,000	Y	30	D	0%				New Water Treatment Facilities; Construction or Rehabilitation of Distribution and/or Transmission Lines; Water Storage Facilities; Water Supply Facilities; Water Meters
100013D	55	Nunn, Town of	Weld	162599	520	\$2,700,000	\$2,000,000	Y	N/A	D	PF				Construction or Rehabilitation of Distribution and/or Transmission Lines; Water Storage Facilities; Water Meters
140172D	55	Manzanola, Town of	Otero	C00145450	525	\$650,000		Y							Improvement/Expansion of Water Treatment Facility; Construction or Rehabilitation of Distribution and/or Transmission Lines; Water Storage Facilities; Water Supply Facilities; Water Meters; Source Water Protection Plan; Green Project

* Projects maybe further prioritized at time of application depending on loan capacity
DAC=Disadvantaged Community

**APPENDIX B
Drinking Water Revolving Fund
FY 2015 Project Priority / Fundable List**

Green Project Categories: 1 = Green Infrastructure; 2 = Water Efficiency; 3 = Energy Efficiency; 4 = Environmentally Innovative

Project Number	Pts*	Facility	County	PWS ID#	Pop	Estimated Project Cost	Approved Loan Amount	DAC	Term (Yrs)	Loan Type	Interest Rate	Green Amount	Categorical=C Business=B	Categories 1,2,3, or 4	Project Description
110005D	52	El Rancho Florida Metropolitan District	La Plata	CO0134210	435	\$1,998,723	\$1,400,000	N	20	D	2%				Consolidation of Water Treatment Facility; Construction or Rehabilitation of Distribution and/or Transmission Lines; Water Storage Facilities; Water Meters; Source Water Protection Plan Implementation; Green Infrastructure.
960156D	50	Sterling, Town of	Logan	138045	13,500	\$29,000,000	\$28,558,845	N	20	L	2.5%				New Water Treatment Facilities; Construction or Rehabilitation of Distribution and/or Transmission Lines; Water Storage Facilities
120031D	50	Navejo Western Water District	Huerfano	CO0128625	600	\$1,101,939	\$1,101,939	Y	30	D	0%				New Water Treatment Facilities; Improvement / Expansion of Water Treatment Facility; Construction or Rehabilitation of Distribution and/or Transmission Lines; Water Storage Facilities; Water Supply Facilities; Water Meters; Green Project
050012D	50	Coal Creek, Town of	Fremont	CO0122250	355	\$558,000	\$558,000	N	20	D	0%	\$224,500	C	3	Connect To Existing Facility; Construction or Rehabilitation of Distribution and/or Transmission Lines; Water Storage Facilities; Water Supply Facilities; Water Meters; Green Project
130032D	50	Gardner Water & Sanitation Improvement District	Huerfano	CO0128300	142	\$593,000	\$593,000	Y	N/A	D	PF				Improvement / Expansion of Water Treatment Facility; Construction or Rehabilitation of Distribution and/or Transmission Lines; Water Storage Facilities; Water Supply Facilities; Water Meters; Source Water Protection Plan Implementation; Green Project
090045D	45	Granby, Town of (Morraine Park)	Grand	CO0125321	550	\$741,524	\$741,524	Y	N/A	D	PF				Construction or Rehabilitation of Distribution and/or Transmission Lines
130145D	45	Kim, Town of	Las Animas	CO0136400	76	\$751,500	\$241,500	Y	N/A	D	PF				Improvement/Expansion of Water Treatment Facility; Construction or Rehabilitation of Distribution and/or Transmission Lines; Water Storage Facilities; Water Supply Facilities
140044D	45	Cheyenne Wells, Town of	Cheyenne	CO0109006	945	\$10,722,000		Y							New Water Treatment Facilities; Improvement/Expansion of Water Treatment Facility; Connect to Existing Facility; Water Storage Facilities; Water Supply Facilities; Water Meters; Source Water Protection Plan; Green Project

* Projects maybe further prioritized at time of application depending on loan capacity
DAC=Disadvantaged Community

**APPENDIX B
Drinking Water Revolving Fund
FY 2015 Project Priority / Fundable List**

Green Project Categories: 1 = Green Infrastructure; 2 = Water Efficiency; 3 = Energy Efficiency; 4 = Environmentally Innovative

Project Number	Pts*	Facility	County	PWS ID#	Pop	Estimated Project Cost	Approved Loan Amount	DAC	Term (Yrs)	Loan Type	Interest Rate	Green Amount	Categorical-C Business = B	Categories 1,2,3, or 4	Project Description
960238D	40	Yampa, Town of	Routt	C00154900	519	\$2,445,141	\$847,920	Y	NA	D	PF				Improvement / Expansion of Water Treatment Facility; Construction or Rehabilitation of Distribution and/or Transmission Lines; Water Storage Facilities; Source Water Protection Plan Implementation
960238D	40	Yampa, Town of	Routt	C00154900	519		\$1,370,241	Y	20	D	1%				Improvement / Expansion of Water Treatment Facility; Construction or Rehabilitation of Distribution and/or Transmission Lines; Water Storage Facilities; Source Water Protection Plan Implementation
050008D	40	Center, Town of	Saguache	C00155500	2,400	\$1,603,000	\$1,103,000	Y	30	D	0%				Improvement / Expansion of Water Treatment Facility; Water Storage Facilities; Water Supply Facilities; Construction or Rehabilitation of Distribution and/or Transmission Lines; Water Meters
140126D	40	Highland Lakes Water District	Teller	C00160200	732	\$3,749,000		N							New Water Treatment Facility; Improvement/Expansion of Water Treatment Plant; Consolidation of Water Treatment Facilities; Construction or Rehabilitation of Distribution and/or Transmission Lines; Water Storage Facilities; Water Supply Facilities; Water Meters; Source Water Protection Plan; Green Infrastructure
130274D	40	Roxborough Water & Sanitation District	Douglas / Jefferson	C00118055	8,900	\$1,220,971		N							New Water Treatment Facilities; Connect to Existing Facility; Construction or Rehabilitation of Distribution and/or Transmission Lines
050048D-2	40	Stratton, Town of	Kit Carson	C00132020	650	\$1,307,000	\$1,307,000	Y	30	D	1%	\$757,000	B	2	Improvement / Expansion of Water Treatment Facility; Construction or Rehabilitation of Distribution and/or Transmission Lines; Water Storage Facilities; Water Supply Facilities
140008D	40	Arabian Acres Metropolitan District	Teller	C00160075	620	\$3,110,000		N							New Water Treatment Facilities; Improvement/Expansion of Water Treatment Facility; Consolidation of Water Treatment Facilities; Connect to Existing Facility; Construction or Rehabilitation of Distribution and/or Transmission Lines; Water Supply Facilities; Water Meters; Green Project

* Projects maybe further prioritized at time of application depending on loan capacity
DAC=Disadvantaged Community

**APPENDIX B
Drinking Water Revolving Fund
FY 2015 Project Priority / Fundable List**

Green Project Categories: 1 = Green Infrastructure; 2 = Water Efficiency; 3 = Energy Efficiency; 4 = Environmentally Innovative

Project Number	Pts*	Facility	County	PWS ID#	Pop	Estimated Project Cost	Approved Loan Amount	DAC	Term (Yrs)	Loan Type	Interest Rate	Green Amount	Categorical-C Business=B	Categories 1,2,3, or 4	Project Description
140033D	40	Calhan, Town of	El Paso	CO0121075	900	\$455,000		N							Improvement/Expansion of Water Treatment Facility; Construction or Rehabilitation of Distribution and/or Transmission Lines; Water Storage Facilities; Water Supply Facilities; Water Meters; Source Water Protection Plan; Green Project
140047D	40	Collbran, Town of	Mesa	CO0139185	700	\$1,525,000		N							Improvement/Expansion of Water Treatment Facility; Construction or Rehabilitation of Distribution and/or Transmission Lines; Water Storage Facilities; Water Supply Facilities
140049D	40	Columbine Lake Water District	Grand	CO125155	241	\$1,600,000		N							Improvement/Expansion of Water Treatment Facility; Construction or Rehabilitation of Distribution and/or Transmission Lines; Water Supply Facilities
140074D	40	Eads, Town of	Kiowa	CO0131400	848	\$545,000		Y							Improvement/Expansion of Water Treatment Facility; Construction or Rehabilitation of Distribution and/or Transmission Lines; Water Supply Facilities; Water Meters; Source Water Protection Plan
140177D	40	Milliken, Town of	Weld	CO162511	5,900	\$5,000,000		N							Improvement/Expansion of Water Treatment Facility; Construction or Rehabilitation of Distribution and/or Transmission Lines; Water Storage Facilities; Water Meters
140237D	40	Routt County Community of Phippsburg	Routt	CO154609	200	\$200,000		N							Construction or Rehabilitation of Distribution and/or Transmission Lines
140220D	40	Pritchett, Town of	Boulder	CO0105300	140	\$230,000		Y							New Water Treatment Facility; Improvement/Expansion of Water Treatment Plant; Construction or Rehabilitation of Distribution and/or Transmission Lines; Water Storage Facilities; Water Supply Facilities; Water Meters; Source Water Protection Plan; Green Infrastructure
130063D	40	Buffalo Creek Water District	Jefferson	CO0130015	125	\$359,700		N							Improvement/Expansion of Water Treatment Plant; Construction or Rehabilitation of Distribution and/or Transmission Lines; Water Storage Facilities; Water Supply Facilities; Water Meters; Source Water Protection Plan

* Projects maybe further prioritized at time of application depending on loan capacity
DAC=Disadvantaged Community

**APPENDIX B
Drinking Water Revolving Fund
FY 2015 Project Priority / Fundable List**

Green Project Categories: 1 = Green Infrastructure; 2 = Water Efficiency; 3 = Energy Efficiency; 4 = Environmentally Innovative

Project Number	Pts*	Facility	County	PWS ID#	Pop	Estimated Project Cost	Approved Loan Amount	DAC	Term (Yrs)	Loan Type	Interest Rate	Green Amount	Categorical=C Business=B	Categories 1,2,3, or 4	Project Description
100011D	40	Sedgwick, Town of	Sedgwick	C00158010	183	\$569,000		Y							Improvement/Expansion of Water Treatment Plant; Connection to a New or Existing Water Treatment Facility; Construction or Rehabilitation of Distribution and/or Transmission Lines
140357D	40	Delta County Stucker Mesa Domestic Water LID	Delta	C00115726	33	\$650,000		Y							New Water Treatment Facility; Construction or Rehabilitation of Distribution and/or Transmission Lines; Water Storage Facilities; Water Supply Facilities
140308D	40	Sheridan Lake Water District	Kiowa	C00131800	88	\$1,112,000		Y							Construction or Rehabilitation of Distribution and/or Transmission Lines; Water Supply Facilities
140231D	40	Ridgway, Town of	Ouray	C00146676	900	\$5,150,000		N							Construction or Rehabilitation of Distribution and/or Transmission Lines; Water Storage Facilities; Water Meters; Green Infrastructure
130200D	35	Paonia, Town of	Delta	C00115601	1,500	\$5,496,820	\$847,920	Y	N/A	D	PF	\$500,000	C	3	Improvement/Expansion of Water Treatment Facility; Water Storage Facilities; Green Infrastructure
130200D	35	Paonia, Town of	Delta	C00115601	1,500		\$2,148,574	Y	N/A	D	2%				Improvement/Expansion of Water Treatment Facility; Water Storage Facilities; Green Infrastructure
120007D	35	Crowley, Town of	Crowley	C00113300	189	\$300,000	\$100,000	Y	30	D	1%	\$100,000	B	2,3	Improvement / Expansion of Water Treatment Facility; Construction or Rehabilitation of Distribution and/or Transmission Lines; Water Storage Facilities; Water Supply Facilities; Water Meters; Source Water Protection Plan Implementation; Green Project
140125D	35	Hayden, Town of	Routt	C00040959	1,814	\$2,484,752	\$915,000	N	20	D	2.00%				Improvement/Expansion of Water Treatment Facility; Construction or Rehabilitation of Distribution and/or Transmission Lines; Water Storage Facilities; Source Water Protection Plan; Green Infrastructure
020007D	35	Rifle, City of	Garfield	C00123676	9,200	\$27,456,400	\$21,858,367	N	20	L	1.86%	\$8,299,500	C	1,2,3,4	New Water Treatment Facility; Improvement / Expansion of Water Treatment Facility; Connect To Existing Facility; Construction or Rehabilitation of Distribution and/or Transmission Lines; Water Storage Facilities; Water Supply Facilities; Water Meters; Green Project

* Projects maybe further prioritized at time of application depending on loan capacity
DAC=Disadvantaged Community

**APPENDIX B
Drinking Water Revolving Fund
FY 2015 Project Priority / Fundable List**

Green Project Categories: 1 = Green Infrastructure; 2 = Water Efficiency; 3 = Energy Efficiency; 4 = Environmentally Innovative

Project Number	Pts*	Facility	County	PWS ID#	Pop	Estimated Project Cost	Approved Loan Amount	DAC	Term (Yrs)	Loan Type	Interest Rate	Green Amount	Categorical-C Business = B	Categories 1, 2, 3, or 4	Project Description
130212D	30	Rangely, Town of	Rio Blanco	C00152266	2,200	\$1,500,000	\$1,500,000	N	20	D	2%				Improvement/Expansion of Water Treatment Facility; Construction or Rehabilitation of Distribution and/or Transmission Lines; Water Storage Facilities; Green Infrastructure
140096D	30	Forest Lakes Metropolitan District	La Plata	C0134360	1,921	\$3,500,000		N							Improvement/Expansion of Water Treatment Facility; Construction or Rehabilitation of Distribution and/or Transmission Lines; Water Storage Facilities; Water Supply Facilities
140149D	30	Lake Durango Water Authority	La Plata	C00134530	3,000	\$7,087,180		N							Improvement/Expansion of Water Treatment Facility; Connect to Existing Distribution and/or Transmission Lines; Water Storage Facilities; Water Supply Facilities; Water Meters; Source Water Protection Plan; Green Project
140198D	30	Olathe, Town of	Montrose	C00143582	1,800	\$700,000		Y							Construction or Rehabilitation of Distribution and/or Transmission Lines; Green Project
140236D	30	Round Mountain Water & Sanitation District	Custer	C00114500	1,056	\$2,000,000		Y							New Water Treatment Facilities; Improvement/Expansion of Water Treatment Facility; Construction or Rehabilitation of Distribution and/or Transmission Lines; Water Storage Facilities; Water Meters
140248D	30	Severance, Town of	Weld	C0162707	2,600	\$1,450,000		N							Construction or Rehabilitation of Distribution and/or Transmission Lines; Water Storage Facilities
140111D	30	Georgetown, Town of	Clear Creek	C00110015	1,160	\$340,000		N							Construction or Rehabilitation of Distribution and/or Transmission Lines; Water Supply Facilities; Source Water Protection Plan; Green Infrastructure
140058D	30	Cripple Creek, City of	Teller	C00160100	1,300	\$1,440,000		Y							Improvement/Expansion of Water Treatment Plant; Construction or Rehabilitation of Distribution and/or Transmission Lines; Water Storage Facilities; Water Supply Facilities; Green Infrastructure
140067D	30	Dillon, Town of	Summit	C00159035	3,294	\$4,500,000		N							Construction or Rehabilitation of Distribution and/or Transmission Lines; Water Storage Facilities; Water Supply Facilities
130022D	30	High View Water District	Jefferson	C00130344	2,100	\$1,350,000		N							Construction or Rehabilitation of Distribution and/or Transmission Lines; Water Storage Facilities

* Projects maybe further prioritized at time of application depending on loan capacity
DAC=Disadvantaged Community

**APPENDIX B
Drinking Water Revolving Fund
FY 2015 Project Priority / Fundable List**

Green Project Categories: 1 = Green Infrastructure; 2 = Water Efficiency; 3 = Energy Efficiency; 4 = Environmentally Innovative

Project Number	Pts*	Facility	County	PWS ID#	Pop	Estimated Project Cost	Approved Loan Amount	DAC	Term (Yrs)	Loan Type	Interest Rate	Green Amount	Categorical=C Business=B	Categories 1,2,3, or 4	Project Description
1402160	30	Pine Brook Water District	Boulder	CO0107610	1,100	\$2,668,000		N							Improvement/Expansion of Water Treatment Plant; Construction or Rehabilitation of Distribution and/or Transmission Lines; Water Storage Facilities; Water Meters
140169D	30	Lyons, Town of	Boulder	CO0107496	2,097	\$2,675,000		N							Connection to a New or Existing Water Treatment Facility; Construction or Rehabilitation of Distribution and/or Transmission Lines; Water Storage Facilities; Water Meters
140077D	30	East Alamosa Water & Sanitation District	Alamosa	CO0102200	1,700	\$3,900,000		N							Construction or Rehabilitation of Distribution and/or Transmission Lines
140109D	30	Genesee Water & Sanitation District	Jefferson	CO0130035	4,010	\$10,110,000		N							New Water Treatment Facility; Construction or Rehabilitation of Distribution and/or Transmission Lines; Water Meters
960189D	30	Burlington, City of	Kit Carson	CO132005	4,254	\$15,000,000		Y							New Water Treatment Facility; Connection to a New or Existing Water Treatment Facility; Water Storage Facilities; Water Supply Facilities; Water Meters; Green Infrastructure
140147D	25	Lake City, Town of	Hinsdale	CO0127467	4,000	\$5,300,000		N							New Water Treatment Facility; Construction or Rehabilitation of Distribution and/or Transmission Lines; Water Storage Facilities; Water Supply Facilities; Source Water Protection Plan; Green Infrastructure
140148D	20	Lake Creek Metro WD	Eagle	CO0119467	210	\$2,050,000		N							Improvement/Expansion of Water Treatment Facility; Construction or Rehabilitation of Distribution and/or Transmission Lines
140052D	20	Craig, City of	Moffat	CO0141188	9,500	\$2,000,000		N							Construction or Rehabilitation of Distribution and/or Transmission Lines
140297D	20	Woodmen Hills Metropolitan District	El Paso	CO0121930	8,474	\$3,850,000		N							Improvement/Expansion of Water Treatment Facility; Water Storage Facilities; Water Supply Facilities

* Projects maybe further prioritized at time of application depending on loan capacity
DAC=Disadvantaged Community

APPENDIX B
Drinking Water Revolving Fund
FY 2015 Project Priority / Fundable List

Green Project Categories: 1 = Green Infrastructure; 2 = Water Efficiency; 3 = Energy Efficiency; 4 = Environmentally Innovative

Project Number	Pts*	Facility	County	PWS ID#	Pop	Estimated Project Cost	Approved Loan Amount	DAC	Term (Yrs)	Loan Type	Interest Rate	Green Amount	Categorical=C Business=B	Categories 1,2,3, or 4	Project Description
140151D	20	Lamar, City of	Prowers	C00150700	8,500	\$25,000,000		N							New Water Treatment Facility; Improvement/Expansion of Water Treatment Plant; Consolidation of Water Treatment Facilities; Connection to a New or Existing Water Treatment Facility; Construction or Rehabilitation of Distribution and/or Transmission Lines; Water Supply Facilities; Source Water Protection Plan; Green Infrastructure
140212D	20	Parkville Water District	Lake	C00133700	5,000	\$29,730,000		Y							New Water Treatment Facility; Improvement/Expansion of Water Treatment Plant; Construction or Rehabilitation of Distribution and/or Transmission Lines; Water Storage Facilities; Water Supply Facilities; Water Meters; Green Infrastructure
130025D	20	Larimer County Charles Heights	Larimer		150	\$650,000		N							Construction or Rehabilitation of Distribution and/or Transmission Lines
130110D	15	Evans, City of	Weld	C00162260	21,000	\$1,500,000	\$1,500,000	N	10	D	0%	\$1,500,000	C	2.00%	Construction or Rehabilitation of Distribution and/or Transmission Lines; Water Meters
140144D	15	La Plata West Water Authority	La Plata	C00134466	2,275	\$7,700,000		N							Connection to a New or Existing Water Treatment Facility; Construction or Rehabilitation of Distribution and/or Transmission Lines; Water Storage Facilities; Water Meters; Green Infrastructure
130003D	15	South Sheridan Water, Sanitary Sewer & Storm Drainage District	Jefferson	C00130718	2,465	\$1,985,245	\$1,985,245	Y	30	D	1.00%				Construction or Rehabilitation of Distribution and/or Transmission Lines; Water Meters
140221D	10	Project 7 Water Authority	Montrose	C00143621	47,895	\$46,000,000		N							New Water Treatment Facilities; Improvement/Expansion of Water Treatment Facility; Construction or Rehabilitation of Distribution and/or Transmission Lines; Water Supply Facilities
140245D	10	Security Water District	El Paso	C00121775	18,800	\$12,384,000		N							Construction or Rehabilitation of Distribution and/or Transmission Lines; Water Storage Facilities; Water Supply Facilities; Green Infrastructure
130017D	10	Broomfield, City of	Broomfield	C00107155	58,000	\$15,000,000		N							Improvement/Expansion of Water Treatment Plant
							Totals:					\$451,888,956	\$136,941,428	\$12,471,000	

* Projects maybe further prioritized at time of application depending on loan capacity
 DAC=Disadvantaged Community

DRINKING WATER REVOLVING FUND (DWRf) LOAN PROGRAM
2015 INTENDED USE PLAN
APPENDIX C - LOAN SUMMARY REPORT AS OF JUNE 30, 2014

DETAIL OF LOANS FINANCED UNDER THE DWRf PROGRAM								
Borrower	Loan Date	Loan Amount	Loan Term (In Years)	Effective Loan Interest Rate	DW SRF Funds Obligated to Loan (*)	State Match Obligated to Loan (**)	Reloan Funds Obligated to Loan (***)	Loan Type
Grand Lake, Town of	10/29/97	\$ 495,000.00	20	4.500%	\$ 394,988.00	\$ 100,012.00	\$ -	DL
Arapahoe Estates WD	10/01/97	1,048,332.75	20	4.150%	388,359.00	98,332.75		LL
Englewood, City of	10/01/97	15,292,635.61	21	4.140%	5,361,910.00	1,357,635.61		LL
Fort Collins, City of	10/01/97	10,125,299.77	20	4.120%	3,614,928.00	915,299.77		LL
Chatfield South WD	07/13/98	728,500.00	20	4.500%	581,310.00	147,190.00		DL
Left Hand W&SD	09/11/98	188,700.00	20	4.500%	150,574.00	38,126.00		DL
Buena Vista, Town of	06/01/98	1,324,119.65	20	4.010%	490,204.00	124,119.65		LL
Fort Morgan, City of	06/01/98	15,433,355.38	21	4.020%	5,641,214.00	1,428,355.38		LL
Julesburg, Town of	05/01/99	693,000.00	1	4.500%	543,757.00	149,243.00		DL
La Junta, City of	10/15/99	490,000.00	20	4.500%	384,475.00	105,525.00		DL
Thunderbird W&SD	06/01/99	285,000.00	20	4.500%	223,623.00	61,377.00		DL
Aurora, City of	05/01/99	14,999,898.55	15	3.633%	4,751,500.00	1,024,898.55		LL
Fort Collins, City of	05/01/99	4,998,394.59	20	3.808%	1,870,165.00	403,394.59		LL
Glenwood Springs, City of	05/01/99	4,999,017.40	19	3.773%	1,710,790.00	369,017.40		LL
Grand County W&SD	05/01/99	2,998,566.15	19	3.783%	1,036,468.00	223,566.15		LL
Greeley, City of	05/01/99	14,999,038.36	20	3.802%	5,280,660.00	1,139,038.36		LL
Julesburg, Town of	05/01/99	994,599.70	20	3.809%	392,210.00	84,599.70		LL
Left Hand WD	05/01/99	6,571,538.04	20	3.802%	2,139,722.00	461,538.04		LL
Craig, City of	12/15/00	450,000.00	5	4.000%	353,089.00	96,911.00		DL
Sedalia W&SD	03/09/00	326,000.00	20	4.500%	255,794.00	70,206.00		DL
Springfield, Town of	07/28/00	349,470.76	20	4.500%	274,209.00	75,261.76		DL
Evergreen MD	04/15/00	5,577,981.71	21	4.390%	1,786,069.00	452,981.71		LL
Fountain Valley Auth	04/15/00	7,607,966.23	21	4.400%	2,633,735.00	667,966.23		LL
Limon, Town of	04/15/00	1,440,808.84	21	4.410%	436,910.00	110,808.84		LL
Pueblo Board of WW	04/15/00	9,558,794.83	23	4.600%	2,499,000.00	633,794.83		LL
Westminster, City of	04/15/00	14,998,357.36	21	4.400%	4,764,452.00	1,208,357.36		LL
Wellington, City of	11/01/01	1,000,000.00	20	4.000%	716,007.00	283,993.00		DL
Basalt, Town of	12/19/02	948,245.63	20	4.000%			948,245.63	DL
Dillon, Town of	10/18/02	1,000,000.00	10	4.000%			1,000,000.00	DL
Hayden, Town of	04/30/02	1,000,000.00	20	4.000%			1,000,000.00	DL
Thunderbird W&SD	08/27/02	343,684.15	20	4.000%			343,684.15	DL
Woodland Park, City of	03/13/02	800,000.00	20	4.000%	597,200.00	202,800.00		DL
Evergreen MD	04/01/02	2,036,129.62	21	4.000%	764,260.00	181,129.62		LL
Grand Junction, City of	04/01/02	3,566,521.69	21	4.020%	1,082,370.00	256,521.69		LL
Idaho Springs, City of	04/01/02	2,339,796.89	21	3.990%	906,316.00	214,796.89		LL
La Junta, City of	04/01/02	9,812,211.15	21	4.000%	3,300,469.00	782,211.15		LL
Mustang WA	12/08/03	700,000.00	20	4.000%			700,000.00	DL
Oak Creek, Town of	11/18/03	900,688.96	20	4.000%			900,688.96	DL
Ouray, City of	12/19/03	1,000,000.00	20	4.000%			1,000,000.00	DL
Westwood Lakes WD	05/15/03	500,000.00	20	4.000%			500,000.00	DL
Florence, City of	11/01/03	12,999,092.97	22	3.510%	5,502,502.00	1,304,092.97		LL
Fountain Valley Auth	06/01/03	3,221,861.82	22	3.030%	1,463,552.00	346,861.82		LL
Longmont, City of	06/01/03	14,998,044.44	21	3.110%	6,046,601.00	1,433,044.44		LL
Lyons, Town of	06/01/03	4,915,599.18	22	3.030%	2,196,621.00	520,599.18		LL
Pinewood Springs WD	07/26/04	123,200.00	20	3.500%			123,200.00	DL
Swink, Town of	04/20/04	669,000.00	20	3.500%			669,000.00	DL
Florence, City of	01/25/05	769,899.33	20	3.500%			769,899.33	DL
Olde Stage WD	06/01/05	100,000.00	20	3.500%			100,000.00	DL
La Jara, Town of	04/20/05	200,000.00	20	0.000%			200,000.00	DC
Victor, City of	06/17/05	283,000.00	10	0.000%			283,000.00	DC
Log Lane Village, Town of	10/14/05	1,000,000.00	30	1.750%			1,000,000.00	DC
Bristol W&SD	02/08/06	200,000.00	30	0.000%			200,000.00	DC
Pinewood Springs WD	04/03/06	752,425.00	20	3.500%			752,425.00	DL
Pritchett, Town of	03/31/06	200,000.00	30	0.000%			200,000.00	DC
Craig, City of	04/27/06	6,056,378.40	21	3.650%	2,263,200.00	536,378.40		LL
Little Thompson WD	04/27/06	6,383,774.04	21	3.650%	2,653,055.01	628,774.04		LL
Sedgwick, Town of	05/15/06	419,000.00	30	0.000%			419,000.00	DC
Castle Pines MD	05/25/06	2,000,000.00	20	3.750%			2,000,000.00	DL
Palisade, Town of	05/26/06	2,000,000.00	30	0.000%	1,526,000.00	474,000.00		DC
Platte Canyon W&SD sd #1	06/30/06	400,000.00	20	3.750%			400,000.00	DL
Bethune, Town of	07/18/06	418,000.00	30	0.000%			418,000.00	DC
Ralston Valley W&SD	08/09/06	1,300,000.00	20	3.750%			1,300,000.00	DL
Boone, Town of	08/15/06	514,297.00	30	0.000%			514,297.00	DC
Walden, Town of	09/06/06	898,730.82	25	1.750%			898,730.82	DC
Castle Pines MD	11/06/06	250,000.00	20	3.750%			250,000.00	DL
Alamosa, City of	11/02/06	11,865,062.50	20	3.420%	4,683,808.00	1,110,062.50		LL
Arapahoe County W&SD	11/02/06	16,049,975.43	15	3.310%	6,223,525.00	1,474,975.43		LL
Cottonwood W&SD	11/02/06	9,996,005.27	20	3.420%	3,801,710.00	901,005.27		LL
Palisade, Town of	11/02/06	3,976,045.10	21	3.470%	1,502,300.00	356,045.10		LL
Cucharas S&WD	11/29/06	269,000.00	20	3.750%			269,000.00	DL

DRINKING WATER REVOLVING FUND (DWRf) LOAN PROGRAM
2015 INTENDED USE PLAN
APPENDIX C - LOAN SUMMARY REPORT AS OF JUNE 30, 2014

DETAIL OF LOANS FINANCED UNDER THE DWRf PROGRAM (Cont'd)								
Borrower	Loan Date	Loan Amount	Loan Term (In Years)	Effective Loan Interest Rate	DW SRF Funds Obligated to Loan (*)	State Match Obligated to Loan (**)	Reloan Funds Obligated to Loan (***)	Loan Type
Genoa, Town of	12/20/06	175,000.00	30	0.000%			175,000.00	DC
Ordway, Town of	12/20/06	200,000.00	30	0.000%			200,000.00	DC
Hillrose, Town of	05/31/07	803,295.82	30	0.000%			803,295.82	DC
Stratton, Town of	12/20/07	483,000.00	30	1.875%			483,000.00	DC
Ordway, Town of	12/21/07	114,300.00	30	0.000%			114,300.00	DC
Las Animas, City of	03/26/08	812,000.00	30	0.000%			812,000.00	DC
La Veta, Town of	04/11/08	1,134,000.00	30	1.875%			1,134,000.00	DC
Hotchkiss, Town of	04/23/08	925,000.00	20	0.000%			925,000.00	DC
Kim, Town of	05/30/08	118,000.00	30	0.000%			118,000.00	DC
Estes Park, Town of	06/12/08	5,494,410.09	20	3.260%	2,761,224.00	654,410.89		LL
Pagosa Area W&SD	06/12/08	7,158,869.96	20	3.400%	3,223,080.00	763,869.96		LL
Platte Canyon W&SD sd #2	07/15/08	415,203.11	20	3.500%			415,203.11	DL
East Alamosa W&SD	07/24/08	2,000,000.00	30	0.000%			2,000,000.00	DC
Eckley, Town of	07/30/08	100,000.00	20	0.000%			100,000.00	DC
Olde Stage WD	10/17/08	150,000.00	20	3.500%			150,000.00	DL
Paonia, Town of	11/05/08	395,969.23	20	1.750%			395,969.23	DC
Project 7 WA	11/25/08	10,176,512.03	21	3.820%	5,512,709.00	1,306,512.03		LL
Stratton, Town of	12/03/08	90,000.00	30	1.750%			90,000.00	DC
Del Norte, Town of	12/31/08	745,642.43	20	0.000%			745,642.43	DC
Rye, Town of	03/27/09	561,939.10	30	1.750%			561,939.10	DC
Creede, City of	04/15/09	1,224,169.14	30	1.750%			1,224,169.14	DC
Arriba, Town of	05/29/09	505,000.00	30	0.000%			505,000.00	DC
Nederland, Town of	06/15/09	2,325,276.79	20	2.000%			2,325,276.79	DL
Rockvale, Town of	07/08/09	295,000.00	30	1.000%			295,000.00	DC
Lake Durango WA	07/15/09	2,000,000.00	20	2.000%			2,000,000.00	DL
Palmer Lake, Town of	07/22/09	1,722,787.61	20	2.000%			1,722,787.61	DL
Bow Mar W&SD	08/06/09	454,913.96	20	2.000%			454,913.96	DL
Baca Grande W&SD	08/19/09	1,483,750.00	19	2.000%			1,483,750.00	DL
Siebert, Town of	08/26/09	1,719,500.00	N/A	N/A	1,719,500.00			ARDC
Arabian Acres MD	08/28/09	287,440.00	N/A	N/A	287,440.00			ARDL
Kremmling, Town of	08/28/09	2,000,000.00	N/A	N/A	2,000,000.00			ARDL
Cheyenne Wells, Town of	09/02/09	1,732,517.00	N/A	N/A	1,732,517.00			ARDC
Hi-Land Acres W&SD	09/02/09	1,200,000.00	N/A	N/A	1,200,000.00			ARDL
Colorado City MD	09/02/09	1,780,000.00	N/A	N/A	1,780,000.00			ARDC
Kit Carson, Town of	09/03/09	392,000.00	N/A	N/A	392,000.00			ARDC
Norwood WC, Town of	09/03/09	540,150.00	N/A	N/A	540,150.00			ARDL
Rocky Ford, City of	09/04/09	945,337.00	N/A	N/A	945,337.00			ARDC
Blanca, Town of	09/09/09	50,000.00	N/A	N/A	50,000.00			ARDC
Hot Sulphur Springs, Town of	09/02/09	3,300,000.00	20	0.000%	3,300,000.00			ARDL
Divide MPC MD #1	09/04/09	145,930.00	20	0.000%	145,930.00			ARDL
Fraser, Town of	09/17/09	652,255.00	N/A	N/A	652,255.00			ARDL
Brighton, City of	09/17/09	1,044,000.00	N/A	N/A	1,044,000.00			ARDL
Georgetown, Town of	09/22/09	3,340,000.00	20	0.000%	3,340,000.00			ARDL
La Junta, City of	09/24/09	1,830,000.00	20	0.000%	1,830,000.00			ARDL
Manitou Springs, City of	09/28/09	1,486,026.00	20	0.000%	1,486,026.00			ARDL
Manitou Springs, City of	09/29/09	880,749.00	20	0.000%	880,749.00			ARDL
Manitou Springs, City of	09/30/09	1,486,026.00	20	0.000%	1,486,026.00			ARDL
Florence, City of	10/07/09	2,000,000.00	20	0.000%	2,000,000.00			ARDC
Ridgway, Town of	10/19/09	450,000.00	20	0.000%	450,000.00			ARDL
Gateway MD	12/17/09	576,575.00	20	0.000%	576,575.00			ARDL
Lamar, City of	12/17/09	3,952,375.00	20	0.000%	3,952,375.00			ARDL
Lamar, City of	12/17/09	1,064,870.68	20	2.500%	1,064,870.68			DL
Ophir, Town of	12/18/09	500,000.00	20	0.000%	500,000.00			ARDL
Grand Junction, City of	02/02/10	3,783,923.43	20	2.500%	3,783,923.43			DL
Cortez, City of	02/18/10	447,118.85	20	2.000%		447,118.85		DL
Pine Drive WD	04/29/10	241,154.00	20	2.000%		241,154.00		DL
Colorado Springs, City of	04/29/10	8,600,000.00	20	2.500%	7,316,229.20	1,283,770.80		DL
Crested Butte South MD	07/20/10	1,000,000.00	20	2.000%		1,000,000.00		DL
Orchard City, Town of	07/28/10	2,000,000.00	N/A	N/A	2,000,000.00			DC
Hotchkiss, Town of	07/30/10	775,000.00	N/A	N/A	702,551.09	72,448.91		DC
Sawpit, Town of	08/03/10	100,000.00	N/A	N/A	100,000.00			DC
Holly, Town of	08/17/10	103,392.00	N/A	N/A	103,392.00			DC
Kit Carson, Town of	08/18/10	379,125.00	N/A	N/A	379,125.00			DC
Paonia, Town of	08/26/10	285,880.00	N/A	N/A	285,880.00			DC
Divide MPC MD #1	10/19/10	139,580.00	20	2.000%		139,580.00		DL
BMR MD	10/22/10	1,034,840.00	20	2.000%		1,034,840.00		DL
Tree Haus MD	11/03/10	1,080,000.00	20	2.000%		877,250.82	202,749.18	DL
Teller County W&SD #1	11/10/10	1,718,000.00	20	2.000%		1,235,197.96	482,802.04	DL
Swink, Town of	11/10/10	633,000.00	30	1.000%	535,434.99	97,565.01		DC
Two Buttes, Town of	11/19/10	1,291,500.00	N/A	N/A	1,291,500.00			DC

DRINKING WATER REVOLVING FUND (DWRP) LOAN PROGRAM
2015 INTENDED USE PLAN
APPENDIX C - LOAN SUMMARY REPORT AS OF JUNE 30, 2014

DETAIL OF LOANS FINANCED UNDER THE DWRP PROGRAM (Cont'd)								
Borrower	Loan Date	Loan Amount	Loan Term (In Years)	Effective Loan Interest Rate	DW SRF Funds Obligated to Loan (*)	State Match Obligated to Loan (**)	Reloan Funds Obligated to Loan (***)	Loan Type
Rocky Ford, City of	12/13/10	2,000,000.00	N/A	N/A	1,998,892.78	1,107.22		DC
Manassa, Town of	01/31/11	492,900.00	30	0.000%		492,900.00		DC
Sterling, City of	03/30/11	28,558,845.11	21	2.500%	15,881,203.00	3,763,845.11		LL
Alma, Town of	04/27/11	616,385.38	20	2.000%		420,310.52	196,074.86	DL
Georgetown, Town of	05/19/11	734,164.88	20	2.000%		81,096.46	653,068.42	DL
Mountain W&SD	07/13/11	1,000,000.00	20	0.000%			1,000,000.00	DL
El Rancho Florida MD	07/25/11	1,400,000.00	20	2.000%			1,400,000.00	DL
Rico, Town of	08/10/11	1,600,000.00	N/A	N/A	1,554,197.93	45,802.07		DC
Mesa W&SD	08/12/11	200,000.00	30	1.086%		200,000.00		DC
Grover, Town of	08/19/11	518,000.00	N/A	N/A	518,000.00			DC
La Jara, Town of	09/09/11	722,441.78	N/A	N/A	721,081.78	1,360.00		DC
Monte Vista, City of	10/12/11	348,206.93	30	0.000%		348,206.93		DC
Blanca, Town of	10/14/11	485,493.44	30	0.000%	485,493.44			DC
Nunn, Town of	12/09/11	2,424,000.00	30	1.000%	2,253,689.53	170,310.47		DC
Salida, City of	12/21/11	545,000.00	20	0.000%		396,272.86	148,727.14	DL
Crested Butte, Town of	02/29/12	400,000.00	20	2.000%		400,000.00		DL
Navajo Western WD	05/03/12	1,101,939.00	30	0.000%		104,954.02	996,984.98	DC
Forest View Acres WD	06/15/12	2,000,000.00	20	0.000%			2,000,000.00	DC
Rifle, City of	08/14/12	21,858,366.57	20	1.860%	16,406,610.00	3,888,366.57		LL
Rifle, City of	08/14/12	2,000,000.00	20	0.000%			2,000,000.00	DL
Louviers W&SD	10/19/12	1,139,650.00	30	0.000%	973,688.68	165,961.32		DC
Merino, Town of	11/07/12	1,110,000.00	30	1.000%		29,113.90	1,080,886.10	DC
Crowley, Town of	11/19/12	100,000.00	30	0.000%			100,000.00	DC
Elbert W&SD	11/21/12	497,000.00	N/A	N/A	408,187.83	88,812.17		DC
Rye, Town of	12/03/12	107,476.00	N/A	N/A	96,728.40	10,747.60		DC
Huerfano County Gardner W&S PID	12/05/12	593,000.00	N/A	N/A	469,079.30	123,920.70		DC
Cucharas S&WD	12/20/12	87,000.00	20	2.000%		69,460.97	17,539.03	DL
Vilas, Town of	01/31/13	655,000.00	N/A	N/A	514,290.47	140,709.53		DC
Vona, Town of	01/31/13	182,000.00	N/A	N/A	152,778.93	29,221.07		DC
Crested Butte South MD	02/20/13	500,000.00	20	2.000%		419,389.71	80,610.29	DL
Timbers W&SD	03/07/13	350,000.00	20	0.000%		249,494.50	100,505.50	DL
South Sheridan WSS&SDD	06/28/13	1,985,245.00	30	1.000%	1,525,651.29	459,593.71		DC
Evans, City of	08/12/13	1,500,000.00	10	0.000%	1,146,300.00	353,700.00		DL
Stratton, Town of	08/30/13	919,000.00	30	0.000%		71,205.75	847,794.25	DC
Rangely, Town of	10/02/13	1,500,000.00	20	2.000%	913,430.86	586,569.14		DL
Coal Creek, Town of	11/08/13	350,000.00	20	0.000%		60,003.51	289,996.49	DL
Larkspur, Town of	01/17/14	2,847,920.00	30	0.000%	2,176,380.46	671,539.54		DC
Yampa, Town of	05/06/14	1,370,241.00	30	1.000%			1,370,241.00	DC
Williamsburg, Town of	05/09/14	826,000.00	30	1.000%			826,000.00	DC
Kim, Town of	05/16/14	241,500.00	N/A	N/A	184,554.30	56,945.70		DC
Clifton WD	05/29/14	13,948,507.40	21	1.890%	8,432,204.06	2,316,303.34		LL
Left Hand WD	05/29/14	29,900,336.00	20	1.980%			22,755,336.00	LL
Paonia, Town of	05/29/14	2,996,494.15	21	2.080%	1,727,072.16	474,421.99		LL
Paonia, Town of	05/29/14	847,920.00	N/A	N/A	665,193.24	182,726.76		DC
Granby, Town of	06/11/14	741,524.00	N/A	N/A	581,725.58	159,798.42		DC
Empire, Town of	06/13/14	847,920.00	N/A	N/A	665,193.24	182,726.76		DC
Florissant W&SD	06/24/14	847,920.00	N/A	N/A	665,193.24	182,726.76		DC
Larimer County LID 2013-3 (FC)	06/30/14	314,505.00	20	2.000%	246,729.17	67,775.83		DL

SUMMARY OF DW SRF LOANS MADE BY TYPE OF LOAN						
Loan Type	Number of Loans Financed	Total Amount of Financing Assistance- Loans		Total DW SRF Funds Obligated (*)	Total State Match Funds Obligated (**)	Reloan Funds Obligated to Loan (***)
DIRECT LOANS (DC)	64	\$ 48,135,538		\$ 23,533,884	\$ 4,564,404	\$ 20,037,249
DIRECT LOANS (DL)	61	59,790,288		18,946,509	10,693,631	30,150,147
LEVERAGED LOANS (LL)	39	361,277,545		141,132,687	33,917,933	22,755,336
ARRA (DC)	7	8,619,354		8,619,354	-	-
ARRA (DL)	17	23,671,526		23,671,526	-	-
TOTAL FOR PROGRAM	188	\$ 501,494,250		\$ 215,903,960	\$ 49,175,969	\$ 72,942,732

Comments / Notes:

- (A) Loan funded with 100% Federal grant funds. 20% State match deposited directly to Drinking Water SRF Reloan Account when loan funded.
- (B) Loan funded entirely with State Match Reloan (this is the state match that was deposited directly to Drinking Water SRF Reloan Account when 100% grant funded loan is executed. -see comment A)
- (C) Loans with split funding from Direct Deposited State Match and Other Sources on Deposit in DW SRF Reloan
- (D) Loan was 100% federal grant funded at closing but balance of undrawn funds was converted to proportionality beginning March, 2014.

DRINKING WATER REVOLVING FUND (DWRf) LOAN PROGRAM
 2015 INTENDED USE PLAN
 APPENDIX C - LOAN SUMMARY REPORT AS OF JUNE 30, 2014

Type of Loan:

ARDC = American Recovery & Reinvestment Act (ARRA) Disadvantaged Community Direct Loan - Funded from ARRA funds; state match not required.
 ARDL = American Recovery & Reinvestment Act (ARRA) Direct Loan - Funded from ARRA funds; state match not required.
 DC = Disadvantaged Community Loans
 DL = Direct Loan - Funded from available sources: (1) Authority state funds, (2) Grant Funds or (3) Drinking Water SRF Reloan funds.
 LL = Leveraged Loan - Funded from bond proceeds
 PPF = Borrower received 100% principal forgiveness when loan executed.
 PPF = Borrower received partial principal forgiveness when loan executed.
 gr = Borrower project qualified as having "green" component, as defined by the EPA; loan financed at a reduced or zero interest rate.

Explanation of DW SRF Loan Funding and/or Subsidization Sources

(*) DW SRF Funds = Drinking Water State Revolving Fund - Received from EPA Capitalization Grant Awards
 (**) State Match Funds = (Required 20% match for Each Dollar Received From EPA Grants from State Funds) - Provided Mainly from Authority Funds
 (***) Reloan Monies = Recycled DW SRF funds - No State Match Required

Borrower Abbreviations Clarification:

MD = Metropolitan District	W&SD = Water and Sanitation District	WD = Water District
PID = Public Improvement District	WA = Water Authority	WSS&SSD = Water, Sanitation, Sewer & Storm Drainage District
sd = Sub-district	WC = Water Commission	WW = Water Works

STATE DIRECT LOAN PROGRAM					
Borrower	Loan Date		Amount of Loan	Loan Term	Loan Rate
Idledale W&SD	07/10/95		\$250,000	20 YEARS	4.500%
Fairplay, Town of	08/01/95		250,000	20 YEARS	4.500%
Minturn, Town of	08/11/95		300,000	20 YEARS	4.500%
Empire, Town of	08/24/95		331,432	20 YEARS	4.500%
Elizabeth, Town of	10/01/95		500,000	20 YEARS	4.500%
Lake Creek MD	01/12/96		500,000	20 YEARS	4.500%
Fraser, Town of	04/15/96		200,000	5 YEARS	4.500%
Baca Grande, W&SD	02/01/96		500,000	10 YEARS	4.500%
Firestone, Town of	06/13/96		95,000	10 YEARS	4.500%
Nunn, Town of	08/12/96		330,260	20 YEARS	4.500%
Lochbuie, Town of	08/28/96		351,889	20 YEARS	4.500%
Lyons, Town of	08/19/96		500,000	21 YEARS	4.500%
Bayfield, Town of	11/15/96		350,000	20 YEARS	4.500%
Fairplay, Town of	07/30/97		200,000	20 YEARS	4.500%
Idaho Springs, Town of	10/15/97		500,000	20 YEARS	4.500%
Westlake W&SD	08/19/97		250,000	20 YEARS	4.500%
Redstone W&SD	12/01/97		410,000	20 YEARS	4.500%
TOTAL STATE DIRECT LOANS FUNDED			\$5,818,581		
NUMBER OF NON-SRF DIRECT LOANS FUNDED:			17		

DRINKING WATER REVOLVING FUND (DWRf)
2015 INTENDED USE PLAN
APPENDIX D - SET-ASIDE ACTIVITY
From Inception through June 30, 2014

SET-ASIDE ACTIVITY

Set-Aside	Set Aside Allocation from Grants Through June 30, 2014	Set Aside Allocations from the 2009 ARRA**	Set Aside Funds Transferred (To)/From Loan Fund or Other Set Asides	Set Aside Funds Expended Through 06/30/05 June 30, 2014	Balance available	Anticipated Set Aside Allocations from the 2015 Grant *	Total Funds Available for State Fiscal Year 2015	Set Aside Reserved Through 2014	Set Aside Reserved Future Allotments	Total Set-Aside Reserved
Grant Administration	\$10,242,504	\$1,374,080		(\$9,753,881)	\$1,862,703	\$600,000	\$2,462,703	\$0	\$0	\$0
State Program:										
> PWS Supervision	18,590,628	0		(15,195,378)	3,395,250	1,500,000	4,895,250	0	0	0
> Source Water Protection	0	0		0	0	0	0	0	0	0
> Capacity Development	0	0		0	0	0	0	0	0	0
> Operator Certification	0	0		0	0	0	0	0	0	0
Small System Tech. Asst.	5,121,252	687,040	(281,532)	(5,027,963)	498,797	300,000	798,797	0	0	0
Local Assistance:										
> Loan Assistance for SWP	0	0		0	0	0	0	0	0	0
> Capacity Development	21,951,641	0	(970,860)	(17,271,179)	3,709,602	1,500,000	5,209,602	0	0	0
> Source Water Assessment	1,678,410	0	(18,345)	(1,660,065)	0	0	0	0	0	0
> Wellhead Protection	10,764,017	0		(7,849,619)	2,914,398	750,000	3,664,398	0	0	0
In-kind Services	0	0	150,000	(150,000)	0	0	0	0	0	0
TOTALS	\$68,348,452	\$2,061,120	(\$1,120,737)	(\$56,908,085)	\$12,380,750	\$4,650,000	\$17,030,750	\$0	\$0	\$0

* Based on the most current estimate of the total amount of grant award expected.

** American Recovery and Reinvestment Act

DRINKING WATER REVOLVING FUND (DWRf) LOAN PROGRAM
2015 INTENDED USE PLAN (IUP)
APPENDIX E - FUNDS AVAILABLE TO THE DWRf LOAN PROGRAM

SOURCES	Cumulative Total from Inception Through June 30, 2014	Projected For Time Period July 1, 2014 - December 31, 2014	Projected For Time Period January 1, 2015 - December 31, 2015	Cumulative Total Through December 31, 2015
Federal capitalization grants	\$ 256,062,600	\$ -	\$ 15,000,000	\$ 271,062,600
Other Drinking Water SRF funding sources				
ARRA capitalization grant (2009)	34,352,000	-	-	34,352,000
Less: set-asides	(69,288,835)	-	(4,650,000)	(73,938,835)
State match:				
Appropriation/agency cash - committed	51,212,520	-	3,000,000	54,212,520
Agency cash for CWSRF transfer	-	-	-	-
Drinking Water bonds proceeds	294,445,000	-	9,714,286	304,159,286
Premium from refunding bonds	6,825,661	-	-	6,825,661
Less: bond proceeds used for cost of issuance	(4,415,207)	-	(153,700)	(4,568,907)
Plus / (less) additional principal from DW refundings	(230,000)	-	-	(230,000)
Leveraged loans repayments:				
Principal (1)	124,265,053	6,753,750	14,512,642	145,531,445
Interest	56,411,828	1,803,116	3,570,576	61,785,520
Principal (2) (state match)	11,752,317	737,549	1,575,676	14,065,542
Principal (3) (Equity)	-	7,685	1,245,929	1,253,614
Direct loans repayments:				
Principal	23,618,743	2,087,956	4,360,130	30,066,829
Interest	3,453,682	104,828	202,601	3,761,111
Federal funds deallocation (from DSRF)	42,578,488	5,560,939	5,440,333	53,579,760
Release of reloan funds from DSRF	-	-	-	-
Other funds deposited to the DWRf	2,806,404	277,817	283,818	3,368,039
Interest income on Investments	50,495,961	1,206,765	2,407,826	54,110,552
Transfer (to)/from Clean Water SRF grant program	-	-	-	-
TOTAL SOURCES	884,346,215	18,540,405	56,510,117	959,396,737
USES				
Loans executed:				
Base program - direct loans	86,728,886	4,400,000	7,500,000	98,628,886
Base program - direct loans with additional subsidy	21,196,939	3,018,200	6,217,800	30,432,939
ARRA - direct Loans	19,947,682	-	-	19,947,682
ARRA - direct loans with additional subsidy	12,343,200	-	-	12,343,200
Base program - leveraged loans	361,277,545	-	34,000,000	395,277,545
Grant funds committed to leveraged loans (for DSRF)	130,973,411	-	-	130,973,411
Refunding bond proceeds deposited to DSRF	4,026,185	-	-	4,026,185
Less: DSRF funds used to call/defeas bonds	(23,937,775)	-	-	(23,937,775)
Reloan funds committed to leveraged loans (for DSRF)	-	-	-	-
Reloan funds used for DSRF	959,263	-	971,429	1,930,692
Leveraging bond debt service				
Principal	138,935,000	8,405,000	10,990,000	158,330,000
Interest	107,125,848	3,165,832	6,127,644	116,419,324
Accumulated investment interest and loan repayments held / (used) for future debt service /deallocation	11,893,492	(3,881,556)	3,793,119	11,805,055
Funds available / (provided) for new loans	12,876,539	3,432,929	(13,089,875)	3,219,593
TOTAL USES	\$ 884,346,215	\$ 18,540,405	\$ 56,510,117	\$ 959,396,737

* All amounts for this schedule are cash basis and the direct and leveraged loan amounts in the 2014 and 2015 Uses section reflect the approximate loan capacity for the year.

DRINKING WATER REVOLVING FUND (DWRF) LOAN PROGRAM
2015 INTENDED USE PLAN
APPENDIX F - ADMINISTRATIVE FEE ACCOUNT

Administrative Fee Account Activity from Inception through June 30, 2014 *									
	For Year Ending December 31,					as of June 30, 2014	TOTAL	Estimated Activity *	
	Inception-2009	2010	2011	2012	2013			07/01/2014- 12/31/2014	Fiscal Year 2015
<u>Sources:</u>									
Loan Fees	\$ 16,635,147	\$ 2,648,196	\$ 2,944,322	\$ 3,119,477	\$ 3,302,632	\$ 1,661,225	\$ 30,310,999	\$ 1,795,000	\$ 3,640,000
Grant Income	4,669,527	934,161	873,535	1,023,474	1,487,825	765,359	9,753,881	750,000	1,500,000
Investment Interest	912,761	12,933	8,985	21,148	16,270	8,037	980,134	9,000	18,000
Transfers from WPCRF (b)	293,344	229,942	181,176	176,716	118,821	-	999,999	-	211,500
Other (a)	391,011	-	-	-	-	304	391,315	2,400	5,000
Total Sources	22,901,790	3,825,232	4,008,018	4,340,815	4,925,548	2,434,925	42,436,328	2,556,400	5,374,500
<u>Uses:</u>									
Grant Admin. Expenses	(12,293,801)	(1,648,041)	(1,660,050)	(1,759,416)	(1,875,080)	(1,039,048)	(20,275,436)	(1,021,000)	(2,115,000)
Other Program Grants (c)	(448,977)	(104,483)	(171,940)	(266,354)	(139,487)	(188,152)	(1,319,393)	(250,000)	(450,000)
State Match Provided/Repaid	(5,304,176)	-	-	-	-	-	(5,304,176)	(3,000,000)	(3,000,000)
Other (d)	-	-	(192,044)	(354,174)	(334,088)	(37,284)	(917,590)	(275,000)	(250,000)
Total Uses	(18,046,954)	(1,752,524)	(2,024,034)	(2,379,944)	(2,348,655)	(1,264,484)	(27,816,595)	(4,546,000)	(5,815,000)
Net cash flows for year	4,854,836	2,072,708	1,983,984	1,960,871	2,576,893	1,170,441	(1,989,600)	(1,989,600)	(440,500)
Previous year-end balance	-	4,854,836	6,927,544	8,911,528	10,872,399	13,449,292	14,619,733	14,619,733	12,630,133
Balance	\$ 4,854,836	\$ 6,927,544	\$ 8,911,528	\$ 10,872,399	\$ 13,449,292	\$ 14,619,733	\$ 12,630,133	\$ 12,630,133	\$ 12,189,633

* Cash Basis

(a) Major other sources include: Transfers from State Funded Direct Loan Program's Administrative Fee Account and from the Drinking Water Funding Account to cover administrative costs incurred at the beginning of the SRF program and advanced admin fee received at the closing of the issuance of the 2004AR refunding bonds to cover the cost of current and future administration of refunding bond issues. Beginning in 2014, this line item also includes investment income from certain preconstruction accounts.

(b) Beginning in 2008, certain DWRF grant administrative costs incurred by the Authority are being paid from funds transferred from the WPCRF administrative fee account. Amounts for 2015 are included assuming the transfers for this purpose are approved.

(c) Other Program Grants include payments made to recipients of: (1) Planning & design grants, (2) Flood Assistance grants (beginning in 2014).

(d) Beginning in September 2011, administrative fee account funds are being used to pay bond debt service due to a shortage in investment interest income subsequent to the early termination of the associated repurchase agreement.

APPENDIX G
2015 Private, Not For Profit Project Eligibility List

Project Number	Entity	Project Name	City	County	Project Description	Estimate Project Cost	Population
140310D	Adams County	Hope Ditch Company	Brighton	Adams	Water Storage Facilities	\$150,000	70
050068D	Adams County	Mountain View Water Users Association	Brighton	Adams	Construction or Rehabilitation of Distribution and/or Transmission Lines; Water Meters	\$105,000	50
140312D	Adams County	Prairie View Property Owners Association	Watkins	Adams	New Water Treatment Facility; Water Supply Facilities; Water Meters; Source Water Protection Plan Implementation	\$1,425,000	175
150010D	Alamosa County	High Valley Park	Alamosa	Alamosa	Improvement/Expansion of Water Treatment Plant; Connection to a New or Existing Water Treatment Facility; Water Meters	\$378,000	85
130269D	Arapahoe County	Country Garden Mobile Home Park	Strasburg	Arapahoe	Construction or Rehabilitation of Distribution and/or Transmission Lines	\$75,000	140
140313D	Arapahoe County	Galbraith Estates	Strasburg	Arapahoe	Improvement/Expansion of Water Treatment Plant; Water Supply Facilities	\$225,000	17
120207D	Arapahoe County	Rolling Plains Estates	Strasburg	Arapahoe	Improvement / Expansion of Water Treatment Facility; Construction or Rehabilitation of Distribution and/or Transmission Lines	\$8,000	35
130264D	Arapahoe County	Stage Run HOA	Centennial	Arapahoe	Improvement / Expansion of Water Treatment Facility	\$15,000	180
130041D	Arapahoe County	Country Gardens Mobile Home Park	Strasburg	Arapahoe	Construction or Rehabilitation of Distribution and/or Transmission Lines	\$75,000	140
140209D	Park County	Deer Creek Elementary	Bailey	Park	Construction or Rehabilitation of Distribution and/or Transmission Lines; Water Storage Facilities	\$500,000	500
050059D	Archuleta County	Alpine Lakes Ranch Water Company	Pagosa Springs	Archuleta	Improvement / Expansion of Water Treatment Facility; Construction or Rehabilitation of Distribution and/or Transmission Lines; Water Supply Facilities	\$90,000	160
130262D	Archuleta County	Log Park Water Company	Pagosa Springs	Archuleta	Construction or Rehabilitation of Distribution and/or Transmission Lines; Water Storage Facilities; Water Meters	\$553,000	60
140314D	Bent County	McClave Water Association	McClave	Bent	Construction or Rehabilitation of Distribution and/or Transmission Lines; Water Storage Facilities	\$850,000	450
140315D	Boulder County	Grace Mar Water District, Inc.	Lafayette	Boulder	Improvement/Expansion of Water Treatment Plant; Water Supply Facilities	\$35,000	40
030007D	Boulder County	Meadow Mountain Water System	Allenspark	Boulder	Construction or Rehabilitation of Distribution and/or Transmission Lines	\$2,111,803	80
140316D	Chaffee County	Ute Heights Community Water System	Salida	Chaffee	Construction or Rehabilitation of Distribution and/or Transmission Lines; Water Storage Facilities; Water Supply Facilities; Water Meters	\$825,000	70
140317D	Cheyenne County	Arapahoe Water Company	Arapahoe	Cheyenne	Construction or Rehabilitation of Distribution and/or Transmission Lines	\$10,000	90

APPENDIX G
2015 Private, Not For Profit Project Eligibility List

Project Number	Entity	Project Name	City	County	Project Description	Estimate Project Cost	Population
140318D	Conejos County	Conejos Water & Sewer Association	Antonito	Conejos	Improvement/Expansion of Water Treatment Plant; Construction or Rehabilitation of Distribution and/or Transmission Lines; Water Meters	\$2,100,500	200
140319D	Conejos County	Guadalupe Water Association	Guadalupe	Conejos	Improvement/Expansion of Water Treatment Plant; Construction or Rehabilitation of Distribution and/or Transmission Lines; Water Meters	\$1,618,400	41
050064D	Costilla County	Garcia Domestic Water Users Association	Garcia	Costilla	Improvement / Expansion of Water Treatment Facility; Construction or Rehabilitation of Distribution and/or Transmission Lines	\$200,000	100
960121D	Costilla County	Mesita Township Water Users Association	Mesita	Costilla	Improvement / Expansion of Water Treatment Facility; Water Storage Facilities	\$80,000	200
140320D	Costilla County	San Acacio Domestic Water Association	San Acacio	Costilla	Improvement/Expansion of Water Treatment Plant; Construction or Rehabilitation of Distribution and/or Transmission Lines; Water Meters	\$311,000	60
090200D	Delta County	Crawford Mesa Water Association	Crawford	Delta	Construction or Rehabilitation of Distribution and/or Transmission Lines; Water Storage Facilities; Water Meters; Source Water Protection Plan Implementation	\$1,000,000	550
140321D	Delta County	Ginters Grove Domestic Water Corporation	Cedarledge	Delta	Construction or Rehabilitation of Distribution and/or Transmission Lines	\$400,000	68
140322D	Delta County	Stucker Mesa Domestic Water Company	Paonia	Delta	New Water Treatment Facility; Construction or Rehabilitation of Distribution and/or Transmission Lines; Water Storage Facilities; Water Supply Facilities	\$650,000	32
150130D	Mesa County	Sunset Lake Summer Home Owners Association	Sunset Lake, Grand Mesa	Mesa	New Water Treatment Facility; Construction or Rehabilitation of Distribution and/or Transmission Lines; Water Supply Facilities; Source Water Protection Plan Implementation	\$530,000	32
050070D	Eagle County	Ruedi Shores Subdivision	Basalt	Eagle	Improvement / Expansion of Water Treatment Facility; Construction or Rehabilitation of Distribution and/or Transmission Lines; Water Storage Facilities	\$150,000	160
120211D	El Paso County	Falcon Heights Property Owners Association, Inc.	Peyton	El Paso	Improvement / Expansion of Water Treatment Facility; Construction or Rehabilitation of Distribution and/or Transmission Lines; Water Storage Facilities; Water Supply Facilities; Water Meters; Source Water Protection Plan Implementation; Green Project	\$555,000	300

APPENDIX G
2015 Private, Not For Profit Project Eligibility List

Project Number	Entity	Project Name	City	County	Project Description	Estimate Project Cost	Population
140324D	Garfield County	Asgard Water Company	Silt	Garfield	New Water Treatment Facility; Improvement/Expansion of Water Treatment Plant; Construction or Rehabilitation of Distribution and/or Transmission Lines	\$120,000	22
140325D	Garfield County	Oak Meadows Water Association	Glenwood Springs	Garfield	Improvement / Expansion of Water Treatment Facility; Construction or Rehabilitation of Distribution and/or Transmission Lines; Water Storage Facilities; Water Supply Facilities	\$1,800,000	64
010045D	Grand County	Lake Forest Mutual Water Company	Granby	Grand	Improvement / Expansion of Water Treatment Facility	\$50,000	215
070030D	Gunnison County	Murdie HOA	Almont	Gunnison	New Drinking Water Treatment Plant; Construction or Rehabilitation of Distribution and/or Transmission Lines; Water Storage Facilities	\$20,000	60
140326D	Gunnison County	North Valley Utility	Gunnison	Gunnison	Improvement / Expansion of Water Treatment Facility	\$17,000	80
120205D	Huerfano County	Huajatolla Valley Estates, Inc.	La Veta	Huerfano	New Water Treatment Facilities; Improvement / Expansion of Water Treatment Facility; Consolidation of Water Treatment Facilities; Construction or Rehabilitation of Distribution and/or Transmission Lines; Water Meters	\$1,000,000	100
120203D	Huerfano County	Paradise Acres Homeowners Association	La Veta	Huerfano	New Water Treatment Facilities; Improvement / Expansion of Water Treatment Facility; Construction or Rehabilitation of Distribution and/or Transmission Lines	\$56,500	95
120500D	Jefferson County	Mountain View Village Water System	Golden	Jefferson	Improvement / Expansion of Water Treatment Facility	\$50,000	25
140327D	Jefferson County	Park Water Company	Evergreen	Jefferson	Construction or Rehabilitation of Distribution and/or Transmission Lines	\$60,000	90
140210D	Park County	Platte Canyon High/Fitzsimmons Middle	Bailey	Park	Water Storage Facilities	\$400,000	1,000
150120D	Douglas County	Ponderosa Retreat and Conference Center	Larkspur	Douglas	New Water Treatment Facilities; Construction or Rehabilitation of Distribution and/or Transmission Lines; Water Storage Facilities; Water Supply Facilities; Water Meters	\$2,840,000	534
140328D	La Plata County	Heartwood Cohousing Water System	Bayfield	La Plata	Connect To Existing Facility; Water Supply Facilities	\$300,000	75
150110D	Otero County	Homestead Improvement Association	La Junta	Otero	Construction or Rehabilitation of Distribution and/or Transmission Lines	\$110,000	67
140329D	Larimer County	Big Elk Meadows Water Association	Lyons	Larimer	Construction or Rehabilitation of Distribution and/or Transmission Lines; Water Storage Facilities; Water Meters	\$1,850,000	400

APPENDIX G
2015 Private, Not For Profit Project Eligibility List

Project Number	Entity	Project Name	City	County	Project Description	Estimate Project Cost	Population
140330D	Larimer County	Charles Heights Water Association	Estes Park	Larimer	Construction or Rehabilitation of Distribution and/or Transmission Lines	\$650,000	150
140331D	Larimer County	Fish Creek Water Association	Fort Collins	Larimer	Construction or Rehabilitation of Distribution and/or Transmission Lines	\$360,000	50
140333D	Larimer County	Glacier View Meadows 12th Filing	Livermore	Larimer	Improvement/Expansion of Water Treatment Plant; Construction or Rehabilitation of Distribution and/or Transmission Lines	\$170,000	85
140364D	Larimer County	Glacier View Meadows Water and Sewer Association	Livermore	Larimer	Construction or Rehabilitation of Distribution and/or Transmission Lines	\$350,000	500
140334D	Larimer County	Hondius Water Users Association	Estes Park	Larimer	Connect to Existing Facility; Construction or Rehabilitation of Distribution and/or Transmission Lines	\$600,000	300
140335D	Larimer County	Lower Venner Ranch Assn, Upper Venner Ranch Assn, Koral Heights Property Owners Association; Little Prospect Acres Subdivision	Fort Collins	Larimer	Consolidation of Water Treatment Facilities; Connect to Existing Facility; Construction or Rehabilitation of Distribution and/or Transmission Lines; Water Storage Facilities	\$2,000,000	414
140336D	Larimer County	Red Feather Lakes	Fort Collins	Larimer	Connect to Existing Facility; Construction or Rehabilitation of Distribution and/or Transmission Lines; Water Supply Facilities	\$1,500,000	500
140337D	Las Animas County	Greetville / Carbondale Water Association	Trinidad	Las Animas	Construction or Rehabilitation of Distribution and/or Transmission Lines; Water Storage Facilities; Water Meters	\$351,194	472
150060D	Larimer County	Wonderview Condominium Association	Estes Park	Larimer	Construction or Rehabilitation of Distribution and/or Transmission Lines; Water Meters	\$600,000	60
140338D	Las Animas County	Spanish Peaks Landowners Association	Aguilar	Las Animas	Improvement/Expansion of Water Treatment Plant; Construction or Rehabilitation of Distribution and/or Transmission Lines; Water Supply Facilities	\$100,000	120
140339D	Mesa County	Ranch Domestic Water Company	Collbran	Mesa	Improvement/Expansion of Water Treatment Plant; Water Storage Facilities; Water Meters	\$130,000	72
140340D	Moffat County	Shadow Mountain Village Subdivision	Craig	Moffat	Construction or Rehabilitation of Distribution and/or Transmission Lines	\$675,510	534
120206D	Montezuma County	Mancos Rural Water	Mancos	Montezuma	Construction or Rehabilitation of Distribution and/or Transmission Lines	\$10,000	1,500
140341D	Montrose County	Fruitland Domestic Water Company	Crawford	Montrose	Improvement/Expansion of Water Treatment Plant; Consolidation of Water Treatment Facilities; Water Supply Facilities; Water Meters	\$25,000	350
090203D	Otero County	East End Water Users Association	Rocky Ford	Otero	Improvement / Expansion of Water Treatment Facility; Consolidation of Water Treatment Facilities; Connect To Existing Facility; Construction or Rehabilitation of Distribution and/or Transmission Lines	\$1,000,000	70

APPENDIX G
2015 Private, Not For Profit Project Eligibility List

Project Number	Entity	Project Name	City	County	Project Description	Estimate Project Cost	Population
010012D	Otero County	Eureka Water Company (2)	La Junta	Otero	Improvement / Expansion of Water Treatment Facility; Construction or Rehabilitation of Distribution and/or Transmission Lines; Water Storage Facilities; Source Water Protection Plan Implementation; Green Project	\$1,649,000	330
140342D	Otero County	Fayette Water Company	Rocky Ford	Otero	Construction or Rehabilitation of Distribution and/or Transmission Lines; Water Storage Facilities; Water Supply Facilities; Green Project	\$375,000	58
040018D	Otero County	Hancock Water, Inc.	Rocky Ford	Otero	Improvement / Expansion of Water Treatment Facility	\$100,000	135
140343D	Otero County	Newdale - Grand Valley Water Company	Rocky Ford	Otero	Improvement / Expansion of Water Treatment Facility; Consolidation of Water Treatment Facilities; Construction or Rehabilitation of Distribution and/or Transmission Lines; Water Supply Facilities; Water Meters	\$1,000,000	580
140344D	Otero County	North Holbrook Water Company	Rocky Ford	Otero	New Water Treatment Facility; Construction or Rehabilitation of Distribution and/or Transmission Lines; Water Meters	\$455,000	50
140345D	Otero County	South Swink Water Company	Swink	Otero	New Water Treatment Facility; Improvement/Expansion of Water Treatment Plant; Consolidation of Water Treatment Facilities; Construction or Rehabilitation of Distribution and/or Transmission Lines; Water Storage Facilities; Water Supply Facilities	\$3,850,000	610
140346D	Otero County	Valley Water Company	Manzanola	Otero	Improvement/Expansion of Water Treatment Plant; Construction or Rehabilitation of Distribution and/or Transmission Lines; Water Storage Facilities; Water Supply Facilities; Water Meters; Green Project	\$575,000	375
140347D	Otero County	Vroman Water System	Manzanola	Otero	Improvement/Expansion of Water Treatment Plant; Water Storage Facilities; Green Project	\$350,000	125
150140D	Weld County	Wattenberg Improvement Association	Wattenberg	Weld	Improvement/Expansion of Water Treatment Plant; Construction or Rehabilitation of Distribution and/or Transmission Lines; Water Storage Facilities; Water Meters	\$1,000,000	250
140348D	Pitkin County	Orchard Estates HOA	Basalt	Pitkin	Improvement/Expansion of Water Treatment Plant; Water Storage Facilities; Water Supply Facilities; SWAP	\$48,000	70

APPENDIX G
2015 Private, Not For Profit Project Eligibility List

Project Number	Entity	Project Name	City	County	Project Description	Estimate Project Cost	Population
100200D	Prowers County	A&B Water Association	Holly	Prowers	New Water Treatment Facilities; Improvement / Expansion of Water Treatment Facility; Connect To Existing Facility; Construction or Rehabilitation of Distribution and/or Transmission Lines; Water Supply Facilities	\$200,000	103
140349D	Prowers County	Granada Water Association	Lamar	Prowers	Improvement / Expansion of Water Treatment Facility; Construction or Rehabilitation of Distribution and/or Transmission Lines; Water Supply Facilities; Water Meters	\$170,000	254
140350D	Prowers County	May Valley Water Association	Wiley	Prowers	New Water Treatment Facilities; Improvement/Expansion of Water Treatment Facility; Construction or Rehabilitation of Distribution and/or Transmission Lines; Water Storage Facilities	\$16,300,000	1,500
140351D	San Miguel County	Last Dollar PUD	Telluride	San Miguel	Improvement/Expansion of Water Treatment Plant; Construction or Rehabilitation of Distribution and/or Transmission Lines	\$40,000	40
010048D	Teller County	Forest Glen Sports Association	Florissant	Teller	New Water Treatment Facilities; Consolidation of Water Treatment Facilities; Construction or Rehabilitation of Distribution and/or Transmission Lines; Water Storage Facilities; Water Meters	\$880,239	76
140352D	Teller County	Rosewood Hills Property and Homeowners Association	Woodland Park	Teller	Improvement/Expansion of Water Treatment Plant; Consolidation of Water Treatment Facility; Construction or Rehabilitation of Distribution and/or Transmission Lines; Water Supply Facilities	\$1,075,000	150
140353D	Washington County	Woodlin R-104 School District	Woodrow	Washington	Improvement/Expansion of Water Treatment Facility	\$624,125	200
000019D	Weld County	Wattenburg Improvement Association	Wattenburg	Weld	Improvement / Expansion of Water Treatment Facility; Construction or Rehabilitation of Distribution and/or Transmission Lines; Water Storage Facilities; Water Supply Facilities	\$1,700,000	450

Total: \$62,612,271

Attachment 2

2016 Intended Use Plan

Colorado Drinking Water Revolving Fund Intended Use Plan



COLORADO
Department of Public
Health & Environment



COLORADO
Department of Local Affairs

2016



Photo by Kavram

Table of Contents

Long Term Goals.....	2
Short Term Goals.....	2
Drinking Water Revolving Fund Projects.....	3
Drinking Water Revolving Fund Project Lists.....	4
Criteria, Methods and Evaluation for DWRF Distribution	4
Application, Prioritization and Approval.....	4
Allocation of Loan Proceeds	5
Capitalization Grant.....	5
Capitalization Grants and Re-loan Funds.....	8
Disadvantaged Communities (DAC) Loans.....	8
Planning Grants	9
Design/Engineering Grants.....	9
Emergency Procedures	10
Small Systems Funding Goal	10
Financial Status of the DWRF.....	10
Transfer Activities	11
Operator Certification	12
Private Nonprofit Public Water Systems	12
DWRF Set Aside Activities	13
Public Review and Comment	17

Attachments

- Attachment I: Colorado DWRF Priority Scoring Model
- Attachment II: Application of Additional Subsidization
- Attachment III: Calculation of DWRF Loan Capacity for 2016
- Attachment IV: Cash Draw Proportionality Percentages
- Attachment V: Net Funds Available for Transfer

Appendices

- Appendix A: Drinking Water Revolving Fund 2016 Project Eligibility List
- Appendix B: Drinking Water Revolving Fund 2016 Project Priority / Fundable List
- Appendix C: Loan Summary Report
- Appendix D: DWRF Set-Aside Activity
- Appendix E: Funds Available to the DWRF Loan Program
- Appendix F: DWRF Administrative Fee Account

Introduction to the Colorado DWRF

Colorado’s Drinking Water Revolving Fund (DWRF) program provides financial assistance to governmental agencies and private nonprofit public water systems for the construction of water projects intended to improve public and environmental health, aid in compliance with the federal Safe Drinking Water Act (SDWA), and invest in Colorado’s water infrastructure.

State legislation (SB 95-083) established the DWRF as an enduring and viable fund. The DWRF shall be maintained and be available in perpetuity to provide financial assistance as authorized and limited by the SDWA.

State Revolving Fund (SRF) Partnership

The SRF program is administered by three partnering agencies. Colorado statute directs the Colorado Department of Public Health and Environment, Water Quality Control Division (division); the Colorado Water Resources and Power Development Authority (authority); and the Colorado Department of Local Affairs, Division of Local Government (DLG), to jointly operate the SRF. The SRF agencies administer the programs in alignment with the same common goals approved and supported by the Water Quality Control Commission (commission) and the authority board of directors (authority board).

SRF Agencies Responsibilities

Division	Authority	DLG
<ul style="list-style-type: none">• Primacy agency• Program administration• Technical review and advisory role• Manages DWRF set asides• Federal reporting	<ul style="list-style-type: none">• Financial structure• Manages budgets and investments• Disburses funds• Federal reporting• Provides state match• Loan portfolio monitoring	<ul style="list-style-type: none">• Conducts financial capacity assessments• Financial and managerial assistance to systems• Coordinates funding collaboration.• SRF outreach

Program Mission

- Dedicated to providing affordable financing to systems by capitalizing on all available funds to address the state’s priority water related public health and water quality issues.
- Actively target and allocate affordable resources to projects and initiatives that result in significant public health and environmental benefits, while maintaining perpetual, self-sustaining revolving loan fund programs.
- Manage the funds in a manner to provide benefits for current and future generations.

The SRF agencies also partner with Colorado Water Conservation Board, USDA Rural Development, Colorado Rural Water Association, and Rural Community Assistance Corporation to collaborate financing when appropriate.

Intended Use Plans (IUP)

The IUP is a federal Environmental Protection Agency (EPA) Capitalization Grant agreement requirement. The DWRF IUP describes the SRF agencies’ plan to utilize funds to finance drinking water infrastructure and support related program activities during the calendar year 2016.



Long Term Goals

Colorado's long-term goals are established to protect public health, ensure the integrity and sustainability of the DWRF, and provide support for the division strategic plan goals (2011-2016). Additional long term goals include:

- Effectively and efficiently deliver financial and technical assistance to public water systems.
- Award SRF resources in accordance with the needs of Colorado citizens.
- Maintain the fiscal integrity of SRF funds and assure continued program enhancements.
- Leverage funds in the DWRF to maximize the amount of available funding for projected loans identified in the annual IUPs.
- Reduce unliquidated obligations.
- Maintain compliance with state and federal laws.
- Implement process improvement activities through LEAN practices.
- Implement a statewide needs assessment of early implementation of future rules.
- Identify and assist projects/studies that look at water quality issues on a regional level impacting public water systems (e.g., high nitrates on the eastern plains).
- Modify the funding coordination committee to make it more effective and efficient. DLG will lead this effort.
- Evaluate the disadvantaged community program. Determine if it is meeting the needs of Colorado communities.
- Develop and implement a program to fund private-nonprofit public water system projects eligible for DWRF funding.



Short Term Goals

Short-term goals of the DWRF for 2016 include:

- No less than annual evaluation of the LEAN SRF program to ensure its operating effectively and efficiently for Colorado citizens.
- Attend conferences including Colorado Rural Water Association, Colorado Municipal League, Special District Association and the Colorado Water Congress to provide program information to potential borrowers.
- Maximize use of all DWRF Capitalization Grant funds as directed by the EPA.
- Maximize utilization of the four percent administrative set-aside funds, to support eligible activities including technical support to public water systems.
- Identify, select and implement an online integrated system that supports eligibility survey, application processes, and project management for the DWRF and Water Pollution Control Revolving Fund (WPCRF) that provides better program coordination and transparency between staff and stakeholders.
- Target funding to address uranium, radium and other radionuclides.
- After receipt of the EPA allotment formula and appropriation guidance, the authority, in conjunction with the division, will submit an application for the annual capitalization grant funds.
- The division, in conjunction with the authority and DLG, will identify and develop criteria to provide loan incentives for drinking water projects that participate in the Drinking Water Excellence Program.
- The division will identify and target funding to drinking water systems with an ETT (Enforcement Targeting Tool) score of 11 or greater.

Drinking Water Revolving Fund Projects

Colorado SRF priority projects address risks to public health, disadvantaged communities and SDWA compliance. Examples of eligible and ineligible projects are listed below.*

Eligible Project Examples

- Addresses present and future SDWA requirements.
- Replaces aging infrastructure.
- Restructure and consolidate water supplies to rectify contamination issues or to assist systems unable to maintain and ensure SDWA compliance for financial or managerial reasons.
- Purchase a portion of another system's capacity to cost-effectively rectify a SDWA compliance issue.
- Planning including required environmental assessment reports, design and construction costs associated with eligible projects.
- Land acquisition **
 - Land must be integral to the project.
 - Acquisition must be from a willing seller.



Ineligible Project Examples

- Dams or rehabilitation of dams.
- Water rights, except water rights owned by a system purchased to consolidate for capacity development.
- Reservoirs, except finished water reservoirs that are used for treatment processes which are located on the same property as treatment facility.
- Drinking water monitoring costs.
- Operation and maintenance costs.
- Projects primarily for fire protection.
- Projects for systems that lack adequate technical, managerial and financial capability, unless assistance will ensure compliance.
- Projects for systems in significant noncompliance under the SDWA; unless funding will ensure compliance.
- Projects primarily intended to serve future growth.



*Water utilities distributing or supplying 2,000 acre feet, or more, of water per year must have an approved (by the Colorado Water Conservation Board) and updated water conservation plan as defined by Section 37-60-126, CRS.

**The cost of complying with the Uniform Relocation Assistance and Real Property Acquisition Policies Act of 1970 (the Uniform Act) is an eligible cost.

Drinking Water Revolving Fund Project Lists

Appendix A: DWRF 2016 Project Eligibility List is an inventory of projects that completed an eligibility survey in 2015. The eligibility survey is released annually to potential borrowers to capture 20 year capital improvement needs. Appendix A includes the name of the public water system, a description of the project, population, the estimated cost of the project, potential green infrastructure type and cost, and the type of project as described in the DWRF Rules. Borrowers can add projects to **Appendix A** by completing an eligibility survey in June of each year.

Appendix B: DWRF 2016 Project Priority / Fundable List is an inventory of projects that are eligible to receive or have recently received a loan from the DWRF. This list includes an estimated project cost or approved loan amount, project description, disadvantaged community status and associated loan term and interest rate, and green infrastructure categories if applicable. Projects listed in **Appendix B** have a projected construction start date within 12-18 months at the time of eligibility survey submission in June. Project listed in **Appendix B** have been assigned a preliminary ranking score; however, this score is subject to change based on additional information from potential applicants and further prioritization. An active copy of **Appendix B** is maintained on the division’s website.

Criteria, Methods and Evaluation for DWRF Distribution

This section describes the application process, including the prioritization criteria and authority board action, how policies apply to the allocation of loan proceeds, and the proposed Federal Fiscal Year (FFY) 2016 federal bill requirements, such as Green Project Reserve, additional subsidy, Davis-Bacon and Related Acts, American Iron and Steel Act, and construction project signage.

Loan applications are accepted seven times a year and may be scored based on the ranking system found in **Attachment I: Colorado DWRF Priority Scoring Model**.

Application, Prioritization and Approval

Applicants should coordinate with their assigned division project manager to discuss planning steps and determine the appropriate application schedule to ensure authority board action and loan execution in a timely manner. The table below lists loan application deadlines, types of loans and the authority board meeting where the application is presented for approval.



Application Deadlines	Loan Type	Authority Board Meetings
January 15, 2016	Direct loan *Leveraged loan (bond issue spring)	March
February 15, 2016	Direct loan	April
April 15, 2016	Direct loan	June
June 15, 2016	Direct loan *Leveraged loan (bond issue fall)	August

August 15, 2016	Direct loan	October
October 15, 2016	Direct loan	December
November 15, 2016	Direct loan	January

All loans are subject to available funds and prioritization if needed
**Leveraged loans are only funded twice a year (Spring and Fall); however, leveraged loan applications may be submitted at any authority board meeting with January 15th being the last application date to submit for spring funding and June 15th being the last application date for fall funding.*

The prioritization of applications will only occur if funding requests exceed available funds. **Attachment I: Colorado DWRP Priority Scoring Model** will be used for the prioritization of applications. Loan applicants that do not prioritize may be considered at the next applicable loan application date at the applicant's request.

The SRF agencies may determine when applications be presented for approval at later authority board meetings depending on the project's ready to proceed status.

All loan approvals are valid for 18 months. Prioritized and approved leveraged loans that do not execute their loan within 18 months will be reprioritized upon the next application deadline, if necessary.

Allocation of Loan Proceeds

The SRF programs have policies set by the commission, authority board, and SRF committee that dictate use of loan proceeds. Proceeds from loans, EPA capitalization grants, and administration fees will be used to benefit communities through Planning Grants, Design/engineering Grants, and Disadvantaged Community Loans.

Capitalization Grant

For FFY16 and consistent with the 2015 appropriations language, the following requirements may apply to each state receiving DWRP capitalization grants:

Green Project Reserve (GPR)

Historically, the capitalization grant agreement has required all SRF programs to direct a portion of their capitalization grant toward projects that address green infrastructure, water efficiency, energy efficiency, or other environmentally innovative activities. This changed in FFY12 when EPA made the GPR requirement optional for states under the DWRP program; however, if the 2016 appropriation grant/guidance requires a GPR set-aside, the incentive below will be offered.

Projects that implement eligible green components equal to, or greater than, 20 percent of the total project cost will receive a reduced loan interest rate of 0 percent, for up to a maximum of \$2.5 million. Leveraged loan projects over \$2.5 million total cost are only eligible for the reduced interest rate on the first \$2.5 million. This incentive will only be offered until Colorado's GPR requirement has been met. These terms are subject to final action by the authority board and are not guaranteed terms until such action has occurred.

In the event that the 2016 appropriation guidance does not require additional GPR set asides, the incentive will only be available for any remaining unobligated GPR funds.

The division has identified and included potential green projects in **Appendix A: DWRP 2016 Project Eligibility List** and **Appendix B: DWRP 2016 Project Priority / Fundable List**. These projects have been identified by *green type* and the estimated dollar amount. The division will utilize the definition for *categorical* and business case as provided by the EPA in the appropriation guidance. The division will review all business cases to determine GPR eligibility and post them on the division's website.

Additional Subsidy

In 2015, the DWRP capitalization grant appropriation required that not less than 20 percent, but no more than 30 percent, of funds shall be used by the state to provide additional subsidy to eligible recipients in the form of principal forgiveness, negative interest loans, grants, or a combination of these.

The SRF programs implemented the LEAN future state of the programs on January 1, 2015. Part of this future process uses the additional subsidy for the design/engineering phase for SRF borrowers. This will provide the opportunity to assist with more design/engineering costs to those who otherwise could not afford the project. Further, it will position projects to quickly move into construction closer to construction. The authority board determines annually the exact level of additional subsidy based on the capitalization grant conditions and guidance from EPA along with program needs. On August 20, 2015 the authority board took action approving only governmental entities eligible for the design/engineering grants.

Davis-Bacon and Related Acts

The requirements of Section 1450(e) of the SDWA (42 U.S.C. 300j-9(e)) regarding prevailing wage rates shall apply to the construction of treatment works carried out in whole or in part with assistance made available by a state revolving loan fund as authorized by section 1452 of the SDWA (42 U.S.C. 300j (12)).

American Iron and Steel

On January 17, 2014 Congress passed the American Iron and Steel (AIS) requirement as part of the EPA Consolidated Appropriations Act for iron and steel products used in SRF projects for construction, alteration, maintenance or repair. All DWRP projects are subject to AIS.

The statute permits EPA to issue waivers for a case or category of cases where EPA finds (1) that applying these requirements would be inconsistent with the public interest; (2) iron and steel products are not produced in the US in sufficient and reasonably available quantities and of a satisfactory quality; or (3) inclusion of iron and steel products produced in the US will increase the cost of the overall project by more than 25 percent. States are allowed, on behalf of the borrower, to apply for waivers of the AIS requirement directly to EPA headquarters. The DWRP program will refer to compliance guidance issued by the EPA which can be found at the following website: http://water.epa.gov/grants_funding/aisrequirement.cfm.

The above requirements are subject to further interpretation by the EPA and will be implemented consistently with any formal guidance issued by the agency.

Debarment, Suspension, and Other Responsibility Matters

Recipients of EPA financial assistance agreements must not be presently debarred, suspended, proposed for debarment, declared ineligible, or voluntarily excluded from covered transactions by any Federal department or agency. The borrower must also ensure that any consultants, prime contractors, subcontractors, vendors, suppliers and manufacturers meet the requirements and are not excluded from covered transactions by any Federal department or agency.

Prohibition Against Participation of Listed Violating Facilities

Recipients of EPA financial assistance agreements and prime contractor must ensure that no portion of the work required by the prime contract will be performed in a facility listed on the EPA list of violating facilities on the date when the contract is awarded. The work must comply with the Clean Air Act and Clean Water Act, and comply with clean air and clean water standards at the facilities in which the contract is being performed.

Disadvantaged Business Enterprise

Recipients of EPA financial assistance agreements are required to seek, and encouraged to utilize small, minority, and women-owned businesses for the procurement needs on projects designated for equivalency. The goal of the Disadvantaged Business Enterprise (DBE) program is to ensure nondiscrimination in the award of contracts.

Williams-Steiger Occupational Safety and Health Act

Recipients of EPA financial assistance agreements are required to ensure that all contractors working on the construction of projects are subject to the provisions of the Williams-Steiger Occupational Safety and Health Act of 1970.

Archeological Discoveries

Recipients of EPA financial assistance agreements are required to ensure that archeological discoveries are protected through the appropriate procedures.

Environmental Assessment - Compliance with the National Environmental Policy Act

All proposed actions funded by the SRF program must undergo an environmental review process to assess compliance with the intent of the National Environmental Policy Act (NEPA) and State Environmental Review Process (SERP). The State, borrower, engineer, contractor and subcontractors have a duty to cooperate fully with federal and local governments and all other concerned public and private organizations, to use all practical means and measures including financial and technical assistance, and to create and maintain conditions under which man and nature can exist in productive harmony and promote the general welfare of the public.

Signage

The 2015 EPA Capitalization Grant requires DWRf equivalency projects to comply with the SRF Signage Guidance in order to enhance public awareness of EPA assistance agreements nationwide.

The above requirements are subject to further interpretation by the EPA and will be implemented consistently with any formal guidance issued by the agency.

Miscellaneous

EPA capitalization grants may be allocated to any or all projects based on the amount of available grant and re-loan funds.

The proposed payment schedule using FFY16 drinking water funds will be included in the application for the capitalization grant. The payment schedule identifies the anticipated amount of EPA Automated Clearinghouse (ACH) draws from the capitalization grant and state dollars to be deposited into the DWRf.

The state will provide the necessary assurance and certifications as part of the Capitalization Grant Agreement and Operating Agreement between the state and EPA.

Capitalization Grants and Re-loan Funds

Federal capitalization grant will primarily be used to fund all loan applicants first, subject to program constraints, to assist with reducing any un-liquidated obligations. Re-loan funds will generally be allocated after federal monies have been issued.

Disadvantaged Communities (DAC) Loans

In accordance with federal statutes, states are authorized to provide loans at or below market interest rates, including interest free loans, at terms not to exceed the lesser of 30 years or the projected useful life (as determined by the State) of the project to be financed with proceeds of the loan.

A DAC is defined as having a population of 10,000 or less with a median household income (MHI) that is 80.0% or less than the state MHI; a 24-month average county unemployment rate of more than 2 percent; and an annual average county population change over the previous ten year period less than 5%. EPA capitalization grant funds or re-loan are the source of capital used to fund DAC loans. To the maximum extent practical and based on available data, projects eligible to receive the reduced interest rate will be identified on the **Appendix B: DWRP 2016 Project Priority/Fundable List**.

MHI, as a percentage of the statewide MHI, will be used to distribute funding to borrowers that are disadvantaged in accordance with two affordability tiers.

DAC	MHI	Loan Amount	Loan Terms
Category 1	MHI from 61.0% - 80.0%	up to \$2.5 million per project	Loan terms up to 30 years * Interest rate is established at 50% of direct loan rate **
Category 2	MHI less than 61.0%	up to \$2.5 million per project	Loan terms up to 30 years * Interest rate is established at 0% **

*Not to exceed the project's design life.
** The authority board determines all interest rates on or before December 31st each year for the upcoming calendar year.

DAC status will be determined based on:

- The most current American Community Survey (ACS) data at the time the pre-qualification is submitted.
- The most recent complete year release of 24-month average county unemployment data from the Bureau of Labor Statistics (BLS) (2014 data valid until March 2016).
- The most recent intercensal population trend estimate from the State Demography Office, Department of Local Affairs (2014 data valid until updated, expected to be in the fall 2016).
- The DAC status determination will be valid for a period of eighteen months. If the applicant does not execute the loan with DAC terms during the 18 months, the most current data will be utilized to determine DAC status.

Note: All loan requests exceeding the direct loan limit of \$2.5 million will not be eligible for a DAC loan, unless approved by the authority board.

Planning Grants

The intent of the planning grant is to assist DWRP applicants with costs associated with complying with program requirements such as project needs assessment, technical, managerial and financial reviews, environmental assessments, energy audits, and the legal and accounting fees that may be associated with the formation of a governmental entity. Both governmental agencies and private nonprofit public water systems are eligible to apply for and receive planning grants.

Planning grants are only intended to assist entities that expect to come through the SRF program for loan funding. One planning grant in the amount of up to \$10,000 may be awarded per entity; per project. The following criteria will be used to determine eligibility for a planning grant.

- Project is on the current year DWRP IUP **Appendix A** or will be added to the subsequent year's project eligibility list.
- Population is 10,000 or less, and
- MHI is 80.0 percent or less than the statewide MHI.
- Planning grant invoices will be paid at no more than an 80:20 ratio to meet the 20% match requirement.
- Planning grant terms will be for no more than one year unless otherwise approved by the authority board or executive director.

Design/Engineering Grants

The authority board has approved the use of additional subsidy for FFY16 to subsidize design/engineering activities on an individual project basis. The amount for design/engineering grants was set by the authority board in an amount not to exceed \$250,000. Private nonprofit public water systems are not currently eligible for design/engineering grants. The following criteria will be used to determine eligibility of a design/engineering grant:

- Project has submitted a project needs assessment that includes the technical, managerial and financial (TMF) capacity, and an environmental determination for the project.
- Project is on the current year DWRP IUP **Appendix A** Project eligibility list.
- Project is a governmental entity (per authority board action 8/20/2015).
- Population is 10,000 or less, and
- MHI is 80.0 percent or less than the statewide MHI.
- Design grant invoices will be paid at no more than an 80:20 ratio to meet the 20% match requirement.
- The 20% match requirement may be reimbursed upon execution of the SRF loan.

Design/engineering grants are only intended to assist entities that expect to come through the SRF program for loan funding. One design/engineering grant (for an amount to be determined based on project size and scope) up to \$250,000 may be awarded per community, per project.

Any remaining principal forgiveness funds not allocated to design/engineering grants by year end 2016 will be allocated to executed 2016 loan recipients who qualify as a disadvantaged community and prioritize based on the prioritization table, **Attachment II: Application of Additional Subsidization**. Any remaining principal forgiveness funds after prioritization will be evenly divided among all disadvantaged community loans that are executed with the 2016 calendar year.

Special Projects

The division and authority will work together and support the following projects and activities:

- Incentives for drinking water systems to participate in the drinking water excellence program.
- Online project management and project tracking system for SRF funded projects.

Emergency Procedures

The commission may amend **Appendix A: DWRF 2016 Project Eligibility List** and **Appendix B: DWRF 2016 Project Priority / Fundable List** at any time throughout the year to include projects that it determines and declares to be emergency projects needed to prevent or address threats to public health. In cases where the commission determines the amendments will result in substantial changes to **Appendix A: DWRF 2016 Project Eligibility List** or **Appendix B: DWRF 2016 Project Priority / Fundable List**, public notice and opportunity for comment on the proposed inclusions shall be provided.

Small Systems Funding Goal

To the extent that there are a sufficient number of eligible projects, the state shall use at least 15 percent of all funds credited to the DWRF account on an annual basis to provide loan assistance to systems serving 10,000 persons or fewer. It is anticipated that up to 30 small systems, with populations less than 10,000, will be funded from January 1, 2016 through December 31, 2016, for a total of up to \$35 million in DWRF loans. To further the small system-funding goal in 2016, planning grants will be made available to assist small public water systems; and design/engineering grants will be made available to assist small governmental public water systems.

Financial Status of the DWRF

A federally capitalized DWRF was authorized by the 1996 Amendments to SDWA and was established in Colorado with the receipt of the first capitalization grant in September, 1997. The DWRF requires the state to match the total amount of the federal grant with a 20 percent contribution of state funds. On February 10, 2015 \$2,428,989, and on June 25, 2015 \$649,812 for a total amount of \$3,078,800 was transferred and is available for state match. The DWRF provides both direct loans and leveraged loans to finance projects.

Direct loans are designed for smaller projects at or under \$2.5 million. The program provides low interest direct loans to small public water systems that allow savings on cost of issuance. The direct loan sources are capitalization grant funds and re-loan funds.

Leveraged loans are designed primarily for investment grade borrowers with projects over \$2.5 million. This type of loan is used as the source of security for bonds that are sold to increase the DWRF loan capacity. The loan source comes from the capitalization grant funds, state match funds and bond proceeds. In 2015, the program issued leveraged loans using a cash flow fund concept, to further enhance the leveraging capabilities and liquidity of the DWRF program. The leveraged loan structure may use the cash flow or reserve fund model in the future based on the authority board and current economic conditions. In 2015, the leveraged loan interest rate was 70 percent of the market rate including the administrative fee of up to 1.25 percent. The market rate on bonds is determined on the day of sale as the *all-in bond yield* or all costs considered of the AAA rated drinking water revenue bonds sold by the authority.

The authority board determines the interest rate for direct loans and the subsidy percentage for leveraged loans by the end of the calendar year for the following year.

The administrative fee income is deposited into an account separate from the DWRF and is used for SRF Agencies staffing and operations expenses. Administrative fee income will continue to be used to fund in part the planning grants in 2016. Administrative fee income, as available, will be used to reimburse the authority for state match funds deposited to the DWRF. The program reserves the right to charge up to 1.25 percent administrative fee on all DWRF loans if it is determined that additional funds are needed to fund administrative costs and/or repay the state match provided by the authority. Up to \$1.0 million of WPCRF administrative fees collected from loans may be transferred to the DWRF to pay for administrative costs of the DWRF.

Administrative fees received from DWRF loans for 2016 are estimated to be \$4,106,209. These funds will be used for direct program costs including legal and accounting fees, trustee fees and other consultant fees, in addition to labor and overhead allocations of the authority, division and DLG. Total costs for administration of the DWRF are estimated to be \$2,582,000 and exclude any state match repayment. A portion of the state match may be paid from DWRF set aside grant monies. **Appendix F: DWRF Administrative Fee Account** is a table showing the administrative fee account activity since inception.

Each year, the DWRF eligibility list needs (currently over \$4.0 billion) are compared against the loan capacity of the DWRF. Continued leveraging will assist more communities on **Appendix A: DWRF 2016 Project Eligibility List** to achieve SDWA compliance. To date, the leveraged loan rates have been in the range of 1.86 percent to 4.60 percent. Although no interest income on the grant funds and state match funds accrue to the DWRF from the leveraged loans, the long-term or perpetual nature of the DWRF remains in place. Please see **Attachment III: Calculation of DWRF Loan Capacity for 2016**.

Through June 30, 2015, the state has received a total of \$305,808,600 in federal capitalization grants (includes the \$6,666,667 transfer back to the WPCRF in 2003). Of this amount, \$74,060,975 has been set aside for non-loan activities. The state expects to receive, but is unable to anticipate, the amount and funding levels of the FFY16 capitalization grant. For appendices and table purposes, the FFY15 amounts were assumed for FFY16 and may or may not be accurate. **Attachment IV: Cash Draw Proportionality Percentages**, lists the open projects funded with capitalization grant funds and the ratio of federal funds that are drawn.

The 2016 **Appendix B: DWRF 2016 Project Priority / Fundable List** documents 9 additional projects that have had a preliminary eligibility assessment completed through August 2015. The 9 projects added identified eligible project costs of \$124,455,000. Based on the 2015 eligibility survey responses, 81 new projects were added to **Appendix B** in the amount of \$1,110,391,329 and 25 projects were removed due to project completion or at the request of the entity.

Projects receiving an eligibility assessment during the calendar year will be added to **Appendix B** throughout the year.

Transfer Activities

As authorized by Congress, Section 302 of the SDWA Amendments authorizes a state to transfer up to 33 percent of the amount of a fiscal year's DWRF program capitalization grant to the Clean Water State Revolving Fund (CWSRF) program or an equivalent amount from the CWSRF program to the Drinking Water State Revolving Fund (DWRF) program. In turn, 33 percent of the cumulative DWRF capitalization grants for FFY97 through FFY15 (total DWRF grants at \$305,808,606) may be reserved from the DWRF and transferred to the WPCRF and this same amount may be reserved from the WPCRF and transferred to the DWRF. See the table in **Attachment V: Net Funds Available for Transfer**, which itemizes the amount of net SRF funds available for transfer between the two programs.

Based on the commission and governor's approvals, a transfer of no more than \$10 million may be transferred to or from the DWRF into or out of the WPCRF in 2016. The exact amount of the transfer, if any, will be determined after the WPCRF and DWRF loan demands are determined. If a transfer is pursued, a stakeholders group will be notified of the state's intent to transfer capitalization funds from the DWRF to the WPCRF or from the WPCRF to the DWRF. None of the transferred funds will be used for administrative purposes.

It is estimated that a transfer of \$5 - \$10 million to or from either the DWRF or WPCRF will reduce the revolving level of that program by \$1 - \$2.5 million per year over the next 20 years. The DWRF set-asides would not be affected and the remainder of the allocation would be deposited into the revolving fund. Given the low level of remaining grant funds in the DWRF, a transfer of grant funds out of the DWRF is unlikely in FY 2016.

This transfer of capitalization grant funds will be deposited in the appropriate program and will be available for loans. With the statutory language approved by the Colorado State General Assembly in 2002, any transfers can be made from one account to the other with all of the appropriate approvals.

Cross-Collateralization Activities

Beginning calendar year 1999, the DWRF, along with the WPCRF, cross-collateralized or pledged monies on deposits in one fund to act as additional security for bonds secured by moneys on deposits in the other fund. This mechanism was utilized for both programs in 1999 and, as a result, the bond ratings for both programs were upgraded to AAA by all three bond-rating agencies. This upgrade translates to lower interest rates and thereby more savings to the borrowers of both programs.

Operator Certification

The 1996 Amendments to the Federal Safe Drinking Water Act required that states develop certification programs for operators of water treatment plants and distribution systems. House Bill 00-1431 adopted by the Colorado General Assembly revised the existing Colorado operators certification program, in part to meet the new federal requirements. In accordance with revised state statute, the division and the Water and Wastewater Facility Operators Certification Board have developed a program to implement the federal requirements. The EPA has approved the program.

Private Nonprofit Public Water Systems

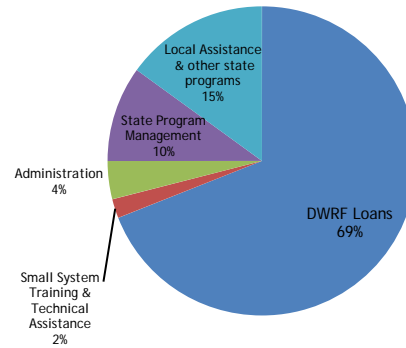
In May of 2015 Governor Hickenlooper signed into law Senate Bill 15-121 that amends the Authority's statute to allow private nonprofit public water systems with projects listed on DWRF eligibility, to receive financial assistance. In August 2015 the authority board approved the funding parameters and eligibility for private nonprofit public water systems. Generally, private nonprofit public water systems will be treated the same as governmental agencies, although for calendar year 2016 private nonprofit public water systems will not be eligible to receive design and engineering grants. Similar to governmental agencies, private nonprofit public water systems projects will be evaluated on a case by case basis and may require additional covenants and conditions to ensure the success of projects and the continued perpetuity of DWRF funds.

DWRF Set Aside Activities

Colorado may set aside 31 percent of the capitalization grant for non-project or set-aside activities to fund activities necessary to accomplish the requirements of the SDWA. Work Plans are developed and submitted to EPA describing the activities to be accomplished with the fund. The authority provides the 20 percent state match to receive the federal capitalization grant. Since FFY02 grant, the 20 percent match for the set-aside portion came from the loan administrative fee account. The division provides the additional 1:1 match required for Public Water System Supervision program (PWSS).

The FFY15 capitalization grant amount was \$15,394,000. A description of each set-aside and the funding earmarked from the FFY15 capitalization grant for each activity are described below. It is the responsibility of the division to determine the amount of funds necessary under each set-aside and to meet the obligations of the SDWA. The financial status of the set-asides is summarized in **Appendix D: DWRF Set-aside Activity**. The administration of the 2016 set-aside funds are listed below and is based on actual 2015 set-aside amounts, even though it is anticipated that the FFY16 capitalization grant may be lower than the FFY15.

Colorado DWRF Captilization Grant Uses



FFY 16 Colorado Set Aside Request Summary		
Administration and Technical Assistance	4%	\$615,760.00
Small System Training and Technical Assistance (SSTTA)	2%	\$307,880.00
State Program Management	10%	\$1,539,400.00
Local Assistance and Other State Programs	15%	\$2,309,100.00
<i>*Capacity Development</i>	10%	\$1,539,400.00
<i>*Wellhead Protection</i>	5%	\$769,700.00
Total		\$4,772,140.00

*included in Local Assistance and Other State Program Percentage

**Administration and Technical Assistance Set-Aside (4%),
FFY16 Requested Estimated Amount \$615,760**

Provides on-going administration for the DWRP and provides technical assistance to public water systems established by the EPA approved technical assistance work plan. Colorado intends to take the full set-aside.

Use of funds and expected accomplishments

To cover administrative and technical assistance expenses related to projects and activities authorized under the SDWA, including the provision of technical assistance to public water systems as identified in the EPA approved work plan.

**Small System Training and Technical Assistance (SSTTA) (2%),
FFY16 Requested Estimated Amount \$307,880**

Provides on-going training and technical assistance to small systems established in the tri-annual EPA approved work plan focusing on the capacity development strategy. Colorado intends to take the full set-aside.

Use of Funds and Expected Accomplishments

Provide technical assistance and training programs for nonprofit systems. A portion of the technical assistance provided will be concurrent with sanitary surveys conducted at small water systems.

**State Program Management (10%),
FFY16 Requested Estimated Amount \$1,539,400**

Administration of the State Public Water System Supervision (PWSS) Program established in the EPA approved state program management work plan for state fiscal years 2014-2016.

The act requires this set-aside be matched one-for-one with available state expenditures. The dollar-for-dollar federal match requirement will be met by utilizing drinking water program general funds, drinking water operator certification fees, drinking water related expenditures from the state laboratory, and 1993 Drinking Water Grant matching funds from the division. The laboratory contribution includes analyses of drinking water samples. According to SDWA, state program match funds that were expended in 1993 can be used to provide up to 50 percent of the set-aside match. Current year state funds in excess of the minimum required for the PWSS Program grant included in the department's performance partnership grant may also be used.

Colorado's match allows the division to take the full set aside and the division intends to take the full amount.

Use of funds and expected accomplishments

A portion of this set-aside will be used to fund staff to accomplish SDWA program requirements including:

- Data management system upgrades and maintenance;
- Improved system communication resulting in compliance progress and attainment;
- Effective program oversight, compliance assurance, enforcement, rule adoption, regulatory development, public water system assistance and capacity development;
- Staffing for engineering, compliance assurance, compliance assistance, rule management, data management, enforcement, administration, sampling, SWAP support, sanitary surveys, program management, contract oversight, early rule implementation, training and technical assistance and for implementing a capacity development strategy; and
- Computer acquisition and employee expenses including furniture, vehicles, operational costs and indirect costs.

Local Assistance and Other State Programs (15%), FFY16 Requested Estimated Amount \$2,309,100

Provide assistance to five activities: capacity development programs, Wellhead Protection Program (WHP), source water protection activities (SWAP), SWAP land acquisition, and SWAP implementation. Colorado intends to take the full set-aside or 15% from the capitalization grant; however, no more than 10% may be allocated for a single activity. See the requested estimated amounts and targets below.

Capacity Development (10%), FFY16 Requested Estimated Amount \$1,529,300

Assists new and existing systems to achieve and maintain technical, managerial and financial capacity as well as support SWAP activities.

Use of funds and expected accomplishments

- Implement the Safe Drinking Water Program's public water system training strategy designed to establish the vision for Colorado public water system training services and to direct the local assistance unit's annual work planning and priority setting related to public water system training.
- Support and maintain source water assessment and protection program efforts designed to provide the public consumer with information about their drinking water, as well as provide the community a way to get involved in protecting the quality of their drinking water.
- Provide continued one-on-one water system training and technical assistance through the local assistance unit's capacity coaching and training workgroup and other Safe Drinking Water Program groups.
- Leverage the results of the Safe Drinking Water Program's Failure and Root Cause Analysis Project report to assess trends in water system compliance and performance. The report provides a valuable baseline for comparing, measuring, and evaluating the effectiveness of capacity development program activities in years ahead.
- Utilize the list of enforcement targeting tool outputs to identify systems that might lack technical, managerial or financial capacity and prioritize assistance efforts.
- Utilize system reported data and information to proactively identify trends that suggest a system might lack technical, managerial or financial capacity and prioritize assistance efforts.
- Support and enhance the efforts of the Safe Drinking Water Program to monitor water system compliance with water quality laws and regulations, detect non-compliance, and respond to violations quickly, fairly and consistently in order to limit harm to the public and the environment.
- Support and enhance the efforts of the Safe Drinking Water Program to conduct sanitary surveys of public water systems, review public water system designs for conformance with design criteria; prepare and distribute technical assistance materials, and track system compliance with follow-up requirements.
- Collaborate with Water Quality Control Division staff to leverage and focus resources on systems with issues that are indicative of a lack of capacity. This may include but is not limited to disinfection, disinfection byproduct, and/or radionuclide issues.
- Partner with drinking water technical assistance providers, associations, and other non-profit organizations to apply their resources toward assisting systems of concern.
- Develop a program that will support collaboration among all drinking water systems, assist those smaller systems understand their problems and potential solutions, and use performance based approaches to developing training.
- Support and enhance the efforts of the Safe Drinking Water Program to promote treatment process optimization and provide training and recognition for surface water treatment facilities in Colorado.
- Expand and enhance performance based training based on the EPA area wide optimization program model.

- Expand Safe Drinking Water Program excellence initiatives to source protection, distribution systems and other operations and management areas.
- Expand Safe Drinking Water Program excellence initiatives to ground water systems to enable all systems to strive for excellence.
- Expand Safe Drinking Water Program excellence initiatives to provide opportunities for individual certified operators to pursue excellence.
- Support and provide cross-media cooperation in inspections, enforcement, compliance assistance, and technical assistance coaching where possible, and utilize conservation of resources where practical.
- Continue to provide technical expertise and assistance to local watershed initiatives, local governments, and community and non-community drinking water systems in obtaining technical and financial assistance to develop, implement, and ensure the long-term success of source water protection plans.
- Conduct technical, managerial, and financial capacity reviews for all new water systems and water systems applying for loans under the DWSRF to ensure that these systems will operate into the future with fewer difficulties, be financially secure, and be managed with the best interests of the water users in mind.
- Enhance communication and collaboration with the Colorado operator certification program to ensure that available training services meet operator training needs and professional development goals. Identify and overcome barriers associated with cross-program work planning and coordination.
- Continue to foster partnerships through Colorado's water/wastewater agency response network and national incident management system initiative to promote security and all-hazards preparedness throughout the state's drinking water community.
- Direct and support local health departments and counties utilizing set-aside funds to conduct field evaluations of non-community groundwater systems.
- Staffing related to the above activities, including grant and contract management when activities are performed by a third-party.

**Wellhead Protection Program (5%),
FFY16 Requested Estimated Amount \$769,700**

This is to delineate and assess source water areas for ground water systems, produce new WHP/SWAP assessment reports as necessary, and support development and implementation of local ground water protection plans.

Use of funds and expected accomplishments

- Completion of new and/or revised ground water source water delineations;
- Enhanced ground water susceptibility assessments to improve compliance;
- Improved ground water protection plans to minimize source contamination;
- Enhanced WHP/SWAP data management;
- Enhanced community information and education;
- Improved data compilation and reporting;
- Financial and technical assistance to facilitate groundwater protection plans;
- Coordinate and perform community and non-community groundwater sanitary surveys;
- Compilation and reporting of the national source water protection measures to EPA.

Public Review and Comment

On September 10, 2015, the commission published this information and held an Administrative Action Hearing on October 13, 2015, at which time the state's 2016 IUP, including the 2016 DWRF project eligibility list and project priority / fundable list, was approved. Each year, the IUP will be amended to include additional DWRF projects and other appropriate changes. The division will continually seek public review and comment for the proposed list of eligible projects and IUP brought before the commission for annual approval. During the annual project eligibility list survey process, the division contacted governmental agencies and private nonprofit entities to identify potential projects for the 2016 DWRF IUP.

Attachment I: Colorado DWRP Priority Scoring Model

Drinking Water Quality and Public Health	Points
Project addresses a documented waterborne disease outbreak associated with the system within the last 24 months	35
Project corrects or prevent violations of MCLs (primary standards) ¹	30
<ul style="list-style-type: none"> • Nitrate, nitrite, TCR • Total trihalomethanes, total haloacetic acids • Arsenic, selenium • Other regulated contaminants 	25 20 15
Project corrects or prevents exceedances of MCLs for radionuclides	35
Project corrects inadequate treatment techniques that are unable to satisfy the requirements for	
<ul style="list-style-type: none"> • Surface water • GWUDI • Groundwater 	20
Project corrects exceedances of secondary drinking water standards	10
System has inadequate supply* to meet all current domestic water supply demands.	25
*System must provide records of water usage to substantiate supply is inadequate	
Project will correct or prevent:	20
<ul style="list-style-type: none"> • Inadequate distribution due to system deterioration (e.g., experiencing multiple line breakages) • Inadequate distribution due to chronic low pressure • Inadequate storage • Demand exceeding design capacity 	15 10 5
Project incorporates Fluoridation	10
Affordability	Points
Median Household Income (MHI) of service area ²	
<ul style="list-style-type: none"> • <50% of State MHI • Between 51% and 60% of State MHI • Between 61% and 80% of State MHI • Between 81% and 100% of State MHI • >100% of State MHI 	45 35 25 15 0

Affordability (continued)	Points
User Fees (proposed annual average residential fees/area MHI):	45
• Rates are >2.0% of service area's MHI	35
• Rates are between 1.5% and 2% of the service area's MHI	25
• Rates are between 1% and 1.49% of the service area's MHI	15
• Rates are between 0.5% and 0.99% of the service area's MHI	0
• Rates are <0.5% of the service area's MHI	

Indebtedness* = $\frac{\text{existing debt} + \text{proposed debt}}{\text{Total ERT}^{**}}$

MHI	Points
• >5% of area MHI	45
• Between 2% and 5% of area MHI	25
• <2 %of area MHI	15

*Indebtedness is based on the amount of water debt only

**Total Equivalent Residential Taps (ERT)= Commercial ERT + Residential ERT

Population served criteria:

• <1,000	40
• Between 1,000 and 4,999	30
• Between 5,000 and 10,000	20
• >10,000	10

CPDWR Compliance	Points
Project addresses an enforcement action by a regulatory agency and the facility is currently in violation of CPDWRs.	30
Project addresses a facility's voluntary efforts to resolve a possible violation and will mitigate the issuance of a consent order, notice of violation or other enforcement action.	20
Project is designed to maintain CPDWR compliance or to meet new requirements	15
System is currently meeting all CPDWRs	10

Source Protection and Conservation	Points
Project addresses vulnerability to potential pollution by conditions identified in an approved source water protection area assessment:	
• Point source discharge within a delineated area	15 (for one or more)
• Area impacted by agricultural chemical use or run-off	
• Area subject to oil/gas/mineral operations	
• Unprotected watershed area	
Project establishes a protective zone to address potential pollution as a result of wildfires in burn scar areas	10

Source Protection and Conservation (continued)	Points
Utility rate structure currently in place:	
<ul style="list-style-type: none"> • Increasing block rates • Seasonal rates • Uniform 	15 10 0
Project will implement water metering, leak detection and/or other water conservation and efficiency infrastructure applications at a minimum of 20% of total project costs	10

Sustainability*	Points
Project seeks to:	
<ul style="list-style-type: none"> • Correct compliance issues, water quality problems, and/or water supply problems through physical consolidation and regionalization of water systems • Correct and/or improve security of the water system • Incorporate beneficial uses of water treatment plant sludge and/or alternative concentrate management options in an approved Beneficial Use Plan³ 	10 10 10

Project promotes sustainable utilities and/or communities through a utility management plan that:	
<ul style="list-style-type: none"> • Secures a replacement fund for the rehabilitation and replacement of aging and deteriorating infrastructure as needed • Provides sufficient revenues to meet O&M and capital needs • Demonstrates that the facility has maintained licensed/certified operators, adequate staffing to properly operate and maintain the facility and will continue to do so • Incorporates a fix-it-first planning methodology 	5 5 5 5

Readiness to Proceed	Points
Project has secured one or more of the following:	
<ul style="list-style-type: none"> • Basis of design report Submitted (for treatment) • Radionuclide project has secured approval for residual handling if required • Radionuclide project has secured approval for impoundment if required • Water conservation plan has been approved if required • Plans and specification submitted • Plans and specification approved 	10 (for one or more)
Project has received prior DWRFG loan and/or Planning, Design/engineering Grant Funding in the past 24 months	10
Project has funding secured by multiple assistance providers	5

¹ This accommodates repeat violations and provides indicators for both chronic and acute health hazards.

² Current MHI for Colorado is \$58,433 pursuant to 2013 Census Data. Percent of MHI will be calculated using the most current MHI data that is available. For special districts, census block MHI data will be used if available; otherwise county MHI data will be used.

³ The Hazardous Materials and Waste Management Division is the agency responsible for implementing the Regulations Pertaining to the Beneficial Use of Water Treatment Sludge and Fees applicable to the Beneficial Use of Sludges pursuant to 5CCR1003-7.

Attachment II: Application of Additional Subsidization

Additional Subsidization	
Water Quality & Public Health + Affordability Score = Additional subsidization points	Percent of Project Costs as Principal Forgiveness*
>175 points	80% principal forgiveness
125-175 points	60% principal forgiveness
100-124 points	40% principal forgiveness
<100 points	25% principal forgiveness

Attachment III: Calculation of DWRF Loan Capacity for 2016 as of June 30, 2015

	<u>date</u>	<u>\$</u>
DWRF capitalization grants (to be used for loans)	as of 6/30/2015	\$ 231,677,937
DWRF capitalization grant obligated for loans	as of 6/30/2015	\$ 238,683,275
Total capitalization grant funds available to be obligated for new loans	as of 6/30/2015	\$ (7,005,338)
Estimated 2016 Capitalization Grant - project funds only		\$ 10,552,172
less: transfer to WPCRF in 2016	as of 6/30/2015	\$ -
Total Grant funds available to obligate for future loans		\$ 3,546,834
Re-loan funds available for future loans in reloan account	as of 6/30/2015	\$ 39,905,330
plus: deallocation of reserves and transfer to reloan	on 9/2/2015	\$ 21,465,892
plus: deallocation of reserves and transfer to reloan	on 9/2/2016	\$ 13,029,043
less: Reloan funds Obligated to Loans - approved not executed	as of 6/30/2015	\$ -
Total Re-loan funds available		\$ 74,400,265
TOTAL GRANT plus RELOAN		\$ 77,947,099
less: Open Pool loans remaining balance	as of 6/30/2015	\$ 40,750,293
less: Open Pool loans approved but not executed	as of 6/30/2015	\$ 652,000
Total Funds Available:		\$ 36,544,806
Leveraged Loans x 1.4		\$ 51,162,728
DWRF Loan Capacity	as of 6/30/2015	\$ 51,162,728

Attachment IV: Cash Draw Proportionality Percentages

LL-Leverage Loan / DL-Direct Loan

Project	Loan Execution Date	Total Loan	Federal Share	Actual State Match Ratio *	Adjusted State Match Ratio**	State Share	Additional Subsidization
Sterling, City of (DL)	3/30/2011	\$ 28,558,845.11	\$ 15,881,203.00	23.70%	30.86%	\$ 3,763,845.11	-
Rifle, City of (LL)	8/14/2012	\$ 21,858,366.57	\$ 16,406,610.00	23.70%	30.86%	\$ 3,888,366.57	-
Louviers WSD (DL)	10/19/2012	\$ 1,139,650.00	\$ 973,974.67	17.01%	30.86%	\$ 165,675.33	\$ 1,000,000.00
Vilas, Town of (DL)	1/31/2013	\$ 655,000.00	\$ 514,413.32	27.33%	30.86%	\$ 140,586.68	\$ 655,000.00
Vona, Town of (DL)	1/31/2013	\$ 182,000.00	\$ 152,778.93	19.13%	30.86%	\$ 29,221.07	\$ 182,000.00
South Sheridan WSS&SDD (DL)	6/28/2013	\$ 1,985,245.00	\$ 1,529,937.29	30.02%	30.86%	\$ 459,307.71	-
Evans, City of (DL)	8/12/2013	\$ 1,500,000.00	\$ 1,152,898.88	30.11%	30.86%	\$ 347,101.12	-
Rangely, Town of (DL)	10/20/2013	\$ 1,500,000.00	\$ 913,573.86	64.19%	30.86%	\$ 586,426.14	-
Larkspur, Town of (DL)	1/17/2014	\$ 2,847,920.00	\$ 2,206,365.44	29.08%	30.86%	\$ 641,554.56	\$ 847,920.00
Kim, Town of (DL)	5/16/2014	\$ 241,500.00	\$ 186,667.61	29.37%	30.86%	\$ 54,832.39	\$ 241,500.00
Paonia, Town of (DL)	5/29/2014	\$ 847,920.00	\$ 663,376.60	27.82%	27.47%	\$ 184,543.40	\$ 847,920.00
Paonia, Town of (LL)	5/29/2014	\$ 2,996,494.15	\$ 1,727,072.16	27.47%	27.47%	\$ 474,421.99	-
Left Hand WD (LL)	5/29/2014	\$ 29,900,336.00	\$ 17,851,522.00	27.47%	30.86%	\$ 4,903,814.00	-
Clifton WD (LL)	5/29/2014	\$ 13,948,507.40	\$ 8,432,204.06	27.47%	30.86%	\$ 2,316,303.34	-
Granby, Town of (DL)	6/11/2014	\$ 741,524.00	\$ 577,990.81	28.29%	27.47%	\$ 163,533.19	\$ 741,524.00
Empire, Town of (DL)	6/13/2014	\$ 847,920.00	\$ 661,257.18	28.23%	27.47%	\$ 186,662.82	\$ 847,920.00
Florissant WSD (DL)	6/24/2014	\$ 847,920.00	\$ 661,395.58	28.20%	27.47%	\$ 186,524.42	\$ 847,920.00
Larimer County LID 2013-3 (Fish Creek) (DL)	6/30/2014	\$ 314,505.00	\$ 244,964.67	28.39%	27.47%	\$ 69,540.33	-
Hayden, Town of (DL)	7/9/2014	\$ 915,000.00	\$ 714,755.23	28.02%	27.47%	\$ 200,244.77	-
Manzanola, Town of (DL)	10/29/2014	\$ 682,000.00	\$ 531,589.46	28.29%	27.47%	\$ 150,410.54	\$ 682,000.00
Costilla County Garcia DWS (DL)	11/7/2014	\$ 270,293.00	\$ 210,444.10	28.44%	27.47%	\$ 59,848.90	\$ 270,293.00
Wiley, Town of (DL)	11/7/2014	\$ 207,000.00	\$ 161,366.28	28.28%	27.47%	\$ 45,633.72	\$ 207,000.00
Antonito, Town of (DL)	2/20/2015	\$ 3,400,000.00	\$ 200,506.19	27.47%	27.47%	\$ 55,078.50	\$ 2,372,730.00
Columbine Lake WD (DL)	4/29/2015	\$ 690,000.00	\$ 37,632.71	27.47%	27.47%	\$ 10,337.60	-
Total		\$ 117,077,946.23	\$ 72,594,500.03			\$ 19,083,814.20	\$ 9,743,727.00

*Actual state match drawn ratio prior to implementation of correct proportionality (for loans executed prior to January 1, 2014 – loans executed after January 2014, were allocated and draw the correct ratio).

**Beginning March 4, 2014 and going forward, state match ratio drawn on all loan project requisitions.

Grant and Open (“Open” can be either grant or reloan funded) funded loans that have been executed but no funds have been requisitioned as of 6/30/15 are not shown in this table.

In the DWRF, the 20% state match required for set-aside grant draws is incorporated and obligated in the loan program. Loans are funded with and all draws are paid at a proportionality rate which includes the set-aside state match requirement. The program uses a “rolling” proportionality rate which is recalculated each time there is a change in available grant funds (awards, reductions, set-asides conversions to the loan program, etc.). Loans executed after the new calculation use the new proportionality. All leveraged loans use the proportionality rate they were funded at execution through the term of the loan.

In January, 2014, the Authority implemented new procedures to meet the EPA proportionality requirement for project/loan grant draws.

The remaining undrawn loan amounts of all loans funded with 100% grant funds prior to January 1, 2014 were adjusted to meet the proportionality requirement beginning in March, 2014 and will draw at the correct federal/state match ratio until complete.

For all grant funded loans executed January 1 through May 20, 2014 (before the 2014 federal capitalized grant award), the proportionality for each draw is 76.41% grant and 23.58% state match.

For all grant funded loans executed after May 20, 2014, the proportionality for each draw is 78.45% grant and 21.55% state match. This ratio will be used for new loans going forward until there is a change in grant funds availability, such as a new grant award. At that point, the proportionality rate will be recalculated and new grant funded loans executed after that time will use the new proportionality rate.

As of January 2015, all executed loans going forward will be funded with any available sources, grant or reloan. Loans will not be designated solely grant or reloan funded, rather, whichever funds are available at that time.

Attachment V: Net Funds Available for Transfer

Year	Transaction	Banked Transfer Ceiling	Transferred from WPCRF - DWRP	Transferred from DWRP-WPCRF	WPCRF Funds Available for Transfer	DWRP Funds Available for Transfer
1997	CG Award	\$5.6	-----	-----	\$5.6*	\$5.6*
1998	CG Award	8.8	-----	-----	8.8	8.8
1999	CG Award	12.1	-----	-----	12.1	12.1
1999	Transfer	12.1	\$6.7**	-----	5.4	18.8
2000	CG Award	15.6	-----	-----	8.9	22.3
2001	CG Award	19.1	-----	-----	12.4	25.8
2002	CG Award	23.6	-----	-----	16.9	30.3
2003	CG Award	28.0	-----	-----	21.3	34.7
2003	Transfer	28.0	-----	\$6.7**	28	28
2004	CG Award	32.2	-----	-----	32.2	32.2
2005	CG Award	36.7	-----	-----	36.7	36.7
2006	CG Award	41.5	-----	-----	41.5	41.5
2007	CG Award	46.3	-----	-----	46.3	46.3
2008	CG Award	51.0	-----	-----	51.0	51.0
2009	CG Award	55.7	-----	-----	55.7	55.7
2010	CG Award	75.1	-----	-----	75.1	75.1
2011	CG Award	80.5	-----	-----	80.5	80.5
2012	CG Award	85.8	-----	-----	85.8	85.8
2013	CG Award	90.8	-----	-----	90.8	90.8
2014	CG Award	95.8	-----	-----	95.8	95.8
2015	CG Award	101.0	-----	-----	101.0	101.0

All dollar figures are in millions.

** Transfers could not occur until one year after the DWRP had been established.*

*** \$6.7 million capitalization grant funds.*

Appendix A
Drinking Water Revolving Fund
2016 Project Eligibility List

Green Project Categories: 1 = Green Infrastructure; 2 = Water Efficiency; 3 = Energy Efficiency; 4 = Environmentally Innovative

Project Number	Entity	Project Name	Project City	Project County	Project Description	Project Cost	Population	Entity Type
140001D	Academy Water & Sanitation District		Colorado Springs	El Paso	Improvement/Expansion of Water Treatment Facility; Construction or Rehabilitation of Distribution and/or Transmission Lines; Water Storage Facilities; Water Supply Facilities; Water Meters; Source Water Protection Plan	\$2,100,000	810	Gov
160050D	Agate Water Association		Agate	Elbert	Water Meters	\$10,202	85	PNFP
130035D	Aguilar, Town of		Aguilar	Las Animas	New Water Treatment Facility; Construction or Rehabilitation of Distribution and/or Transmission Lines; Water Storage Facilities; Water Supply Facilities; Water Meters	\$17,100,000	496	Gov
140002D	Akron, Town of		Akron	Washington	Improvement/Expansion of Water Treatment Facility; Consolidation of Water Treatment Facilities; Construction or Rehabilitation of Distribution and/or Transmission Lines; Water Storage Facilities; Water Supply Facilities; Water Meters; Source Water Protection Plan; Green Infrastructure	\$80,000	1,701	Gov
140003D	Alamosa, City of		Alamosa	Alamosa	Improvement/Expansion of Water Treatment Facility; Construction or Rehabilitation of Distribution and/or Transmission Lines; Water Supply Facilities; Water Meters	\$5,500,000	9,500	Gov
140005D	Alma, Town of		Alma	Park	Improvement/Expansion of Water Treatment Facility; Water Storage Facilities	\$220,000	275	Gov
140302D	Antonito, Town of		Antonito	Conejos	Improvement/Expansion of Water Treatment Facility; Consolidation of Water Treatment Facilities; Construction or Rehabilitation of Distribution and/or Transmission Lines; Water Storage Facilities; Water Supply Facilities; Source Water Protection Plan	\$4,678,000	1,100	Gov
140008D	Arabian Acres Metropolitan District		Woodland Park	Teller	New Water Treatment Facilities; Improvement/Expansion of Water Treatment Facility; Consolidation of Water Treatment Facilities; Connection to a New or Existing Water Treatment Facility; Construction or Rehabilitation of Distribution and/or Transmission Lines; Water Supply Facilities; Water Meters; Green Infrastructure	\$3,110,000	620	Gov
140354D	Arapahoe County on behalf of Galbraith Estates		Strasburg	Arapahoe	Improvement/Expansion of Water Treatment Facility; Water Supply Facilities	\$225,000	17	PNFP
140009D	Arriba, Town of		Arriba	Lincoln	New Water Treatment Facilities; Improvement/Expansion of Water Treatment Facility; Construction or Rehabilitation of Distribution and/or Transmission Lines; Water Storage Facilities; Water Supply Facilities; Water Meters; Source Water Protection Plan; Green Infrastructure	\$1,275,000	217	Gov
130013D	Arvada, City of		Arvada	Jefferson	Improvement/Expansion of Water Treatment Facility; Construction or Rehabilitation of Distribution and/or Transmission Lines; Water Storage Facilities; Water Supply Facilities	\$100,000,000	108,000	Gov
140010D	Aspen Park Metropolitan District		Aspen Park	Jefferson	Construction or Rehabilitation of Distribution and/or Transmission Lines; Water Supply Facilities; Water Meters	\$111,600	200	Gov
140011D	Aspen Village Metropolitan District		Aspen	Pitkin	Construction or Rehabilitation of Distribution and/or Transmission Lines; Water Storage Facilities; Water Meters	\$1,554,550	500	Gov
010002D	Aspen, City of		Aspen	Pitkin	Improvement/Expansion of Water Treatment Facility; Construction or Rehabilitation of Distribution and/or Transmission Lines; Water Storage Facilities; Water Supply Facilities	\$50,000,000	6,642	Gov
140012D	Ault, Town of		Ault	Weld	Construction or Rehabilitation of Distribution and/or Transmission Lines; Water Storage Facilities; Water Meters	\$6,100,000	1,575	Gov
140013D	Aurora, City of		Aurora	Adams/Arapahoe	Improvement/Expansion of Water Treatment Facility; Construction or Rehabilitation of Distribution and/or Transmission Lines; Water Supply Facilities; Water Meters; Green Infrastructure	\$1,270,220,530	340,000	Gov
160060D	Avondale Water & Sanitation District		Avondale	Pueblo	Construction or Rehabilitation of Distribution and/or Transmission Lines; Water Storage Facilities; Water Supply Facilities	\$145,000	1,585	Gov
960006D	Baca Grande Water & Sanitation District		Crestone	Saguache	Construction or Rehabilitation of Distribution and/or Transmission Lines; Water Storage Facilities; Green Infrastructure	\$658,000	1,200	Gov
150020D	Bald Mountain Metropolitan District		Larkspur	Douglas	New Water Treatment Facility; Construction or Rehabilitation of Distribution and/or Transmission Lines; Water Storage Facilities; Water Supply Facilities; Water Meters	\$2,840,000	534	Gov
140014D	Baseline Water District		Boulder	Boulder	Construction or Rehabilitation of Distribution and/or Transmission Lines	\$750,000	1,000	Gov

Appendix A
Drinking Water Revolving Fund
2016 Project Eligibility List

Project Number	Entity	Project Name	Project City	Project County	Project Description	Project Cost	Population	Entity Type
140015D	Bayfield, Town of		Bayfield	La Plata	Improvement/Expansion of Water Treatment Facility; Connection to a New or Existing Water Treatment Facility; Construction or Rehabilitation of Distribution and/or Transmission Lines	\$7,000,000	2,333	Gov
140016D	Bear Creek Water & Sanitation District		Lakewood	Jefferson	Connection to a New or Existing Water Treatment Facility; Construction or Rehabilitation of Distribution and/or Transmission Lines	\$558,500	500	Gov
140017D	Bell Mountain Ranch Metropolitan District	BMR Metro District	Castle Rock	Douglas	Improvement/Expansion of Water Treatment Facility; Connection to a New or Existing Water Treatment Facility	\$3,300,000	1,200	Gov
140018D	Bellyache Ridge Metropolitan District		Wolcott	Eagle	Construction or Rehabilitation of Distribution and/or Transmission Lines; Water Supply Facilities	\$885,000	180	Gov
960007D	Bennett, Town of		Bennett	Adams	New Water Treatment Facility; Connection to a New or Existing Water Treatment Facility; Construction or Rehabilitation of Distribution and/or Transmission Lines; Water Storage Facilities; Water Supply Facilities; Water Meters; Source Water Protection Plan	\$145,700,000	2,400	Gov
140019D	Berkeley Water & Sanitation District		Arvada	Adams	Construction or Rehabilitation of Distribution and/or Transmission Lines; Source Water Protection Plan	\$1,500,000	4,800	Gov
140020D	Berthoud, Town of		Berthoud	Larimer	Improvement/Expansion of Water Treatment Facility; Construction or Rehabilitation of Distribution and/or Transmission Lines	\$4,050,000	5,250	Gov
140021D	Bethune, Town of		Bethune	Kit Carson	Improvement/Expansion of Water Treatment Facility; Connection to a New or Existing Water Treatment Facility; Construction or Rehabilitation of Distribution and/or Transmission Lines; Water Storage Facilities; Water Supply Facilities; Water Meters; Green Infrastructure	\$235,000	244	Gov
160070D	Beulah Water Works District		Beulah	Pueblo	Improvement/Expansion of Water Treatment Facility	\$350,000	320	Gov
140022D	Black Hawk, City of		Black Hawk	Gilpin	Improvement/Expansion of Water Treatment Facility; Construction or Rehabilitation of Distribution and/or Transmission Lines; Water Storage Facilities; Water Supply Facilities; Source Water Protection Plan	\$43,500,000	118	Gov
140023D	Blanca, Town of		Blanca	Costilla	Construction or Rehabilitation of Distribution and/or Transmission Lines; Water Supply Facilities	\$1,800,000	387	Gov
090071D	Blue Mountain Water District		Golden	Jefferson	Improvement/Expansion of Water Treatment Facility	\$1,000,000	380	Gov
090086D	Blue Valley Metropolitan District		Silverthorne	Grand	Improvement/Expansion of Water Treatment Facility; Construction or Rehabilitation of Distribution and/or Transmission Lines; Water Storage Facilities; Water Supply Facilities	\$1,070,000	300	Gov
140024D	Bobcat Meadows Metropolitan District		Falcon	El Paso	Improvement/Expansion of Water Treatment Facility	\$900,000	440	Gov
140025D	Bone Mesa Domestic Water District		Paonia	Delta	Construction or Rehabilitation of Distribution and/or Transmission Lines	\$1,200,000	425	Gov
130057D	Boone, Town of		Boone	Pueblo	New Water Treatment Facility; Improvement/Expansion of Water Treatment Facility; Connection to a New or Existing Water Treatment Facility; Construction or Rehabilitation of Distribution and/or Transmission Lines; Water Storage Facilities; Water Supply Facilities; Water Meters; Green Infrastructure; Source Water Protection Plan	\$1,310,000	351	Gov
140026D	Boulder, City of		Boulder	Boulder	Improvement/Expansion of Water Treatment Facility; Construction or Rehabilitation of Distribution and/or Transmission Lines; Water Storage Facilities; Water Supply Facilities; Water Meters	\$327,376,858	115,000	Gov
140027D	Branson, Town of		Branson	Las Animas	Improvement/Expansion of Water Treatment Facility; Construction or Rehabilitation of Distribution and/or Transmission Lines; Water Supply Facilities	\$955,000	75	Gov
140028D	Breckenridge, Town of		Breckenridge	Summit	New Water Treatment Facility; Improvement/Expansion of Water Treatment Facility; Connection to a New or Existing Water Treatment Facility; Construction or Rehabilitation of Distribution and/or Transmission Lines; Water Storage Facilities; Water Meters	\$101,499,000	36,000	Gov
140029D	Bristol Water & Sanitation District		Bristol	Prowers	Improvement/Expansion of Water Treatment Facility; Connection to a New or Existing Water Treatment Facility; Construction or Rehabilitation of Distribution and/or Transmission Lines; Water Storage Facilities; Water Supply Facilities; Water Meters; Green Infrastructure; Source Water Protection Plan	\$245,000	150	Gov
160080D	Brook Forest Water District		Evergreen	Jefferson	Construction or Rehabilitation of Distribution and/or Transmission Lines	\$850,000	994	Gov
140030D	Brookside, Town of		Brookside	Fremont	Construction or Rehabilitation of Distribution and/or Transmission Lines; Water Storage Facilities; Water Meters	\$440,000	233	Gov

Appendix A
Drinking Water Revolving Fund
2016 Project Eligibility List

Project Number	Entity	Project Name	Project City	Project County	Project Description	Project Cost	Population	Entity Type
130017D	Broomfield, City and County of		Broomfield	Broomfield	Improvement/Expansion of Water Treatment Facility	\$15,000,000	56,900	Gov
140031D	Brush, City of		Brush	Morgan	Construction or Rehabilitation of Distribution and/or Transmission Lines	\$877,750	5,400	Gov
140032D	Buena Vista, Town of		Buena Vista	Chaffee	Construction or Rehabilitation of Distribution and/or Transmission Lines; Water Storage Facilities; Water Supply Facilities	\$2,100,000	2,736	Gov
130063D	Buffalo Creek Water District		Buffalo Creek	Jefferson	Improvement/Expansion of Water Treatment Facility; Construction or Rehabilitation of Distribution and/or Transmission Lines; Water Storage Facilities; Water Supply Facilities; Water Meters; Source Water Protection Plan	\$267,000	125	Gov
160090D	Buffalo Mountain Metropolitan District		Silverthorne	Summit	Construction or Rehabilitation of Distribution and/or Transmission Lines; Water Storage Facilities	\$4,200,000	5,000	Gov
960189D	Burlington, City of		Burlington	Kit Carson	New Water Treatment Facility; Connection to a New or Existing Water Treatment Facility	\$13,000,000	4,200	Gov
140033D	Calhan, Town of		Calhan	Calhan	Improvement/Expansion of Water Treatment Facility; Construction or Rehabilitation of Distribution and/or Transmission Lines; Water Storage Facilities; Water Supply Facilities; Water Meters; Source Water Protection Plan; Green Infrastructure	\$455,000	900	Gov
140034D	Campo, Town of		Campo	Baca	Improvement/Expansion of Water Treatment Facility; Connection to a New or Existing Water Treatment Facility; Construction or Rehabilitation of Distribution and/or Transmission Lines; Water Storage Facilities; Water Supply Facilities; Water Meters; Green Infrastructure	\$235,000	109	Gov
140035D	Canon City, City of		Canon City	Fremont	Improvement/Expansion of Water Treatment Facility; Construction or Rehabilitation of Distribution and/or Transmission Lines; Water Storage Facilities; Water Supply Facilities; Water Meters	\$32,625,000	34,800	Gov
140036D	Carbondale, Town of		Carbondale	Garfield	Construction or Rehabilitation of Distribution and/or Transmission Lines; Water Supply Facilities; Source Water Protection Plan; Green Infrastructure	\$5,405,000	6,600	Gov
140037D	Cascade Metropolitan District No. 1		Cascade	El Paso	New Water Treatment Facility; Construction or Rehabilitation of Distribution and/or Transmission Lines; Water Storage Facilities; Water Meters	\$5,750,000	1,500	Gov
090021D	Castle Pines Metropolitan District		Castle Rock	Douglas	New Water Treatment Facilities; Improvement/Expansion of Water Treatment Facility; Construction or Rehabilitation of Distribution and/or Transmission Lines; Water Storage Facilities; Water Supply Facilities	\$17,210,000	4,000	Gov
140038D	Castle Rock, Town of		Castle Rock	DOUGLAS	Improvement/Expansion of Water Treatment Facility; Construction or Rehabilitation of Distribution and/or Transmission Lines; Water Storage Facilities; Water Supply Facilities; Water Meters	\$124,482,450	56,000	Gov
140039D	Cedaredge, Town of		Cedaredge	Delta	Improvement/Expansion of Water Treatment Facility; Construction or Rehabilitation of Distribution and/or Transmission Lines; Water Storage Facilities; Water Supply Facilities; Water Meters; Green Infrastructure; Source Water Protection Plan	\$6,665,000	2,300	Gov
140040D	Center, Town of		Center	Saguache	Construction or Rehabilitation of Distribution and/or Transmission Lines; Water Storage Facilities; Water Supply Facilities; Water Meters	\$2,375,000	2,300	Gov
140041D	Central City, City of		Central City	Gilpin	New Water Treatment Facility; Construction or Rehabilitation of Distribution and/or Transmission Lines; Water Storage Facilities; Water Supply Facilities; Source Water Protection Plan	\$5,710,000	724	Gov
130018D	Central Weld County Water District		Greeley	Weld	Construction or Rehabilitation of Distribution and/or Transmission Lines; Water Storage Facilities; Water Meters	\$53,000,000	75,427	Gov
160100D	CESS - Rocky Mountain Village		Empire	Clear Creek	Construction or Rehabilitation of Distribution and/or Transmission Lines; Water Storage Facilities; Water Supply Facilities; Water Meters	\$205,000	200	PNFP
140042D	Cheraw, Town of		Cheraw	Otero	Improvement/Expansion of Water Treatment Facility; Water Supply Facilities	\$70,000	252	Gov
140043D	Cherokee Metropolitan District		Colorado Springs	El Paso	New Water Treatment Facility; Construction or Rehabilitation of Distribution and/or Transmission Lines; Water Storage Facilities; Water Supply Facilities	\$28,400,000	17,850	Gov
140044D	Cheyenne Wells, Town of		Cheyenne Wells	Cheyenne	New Water Treatment Facilities; Improvement/Expansion of Water Treatment Facility; Connection to a New or Existing Water Treatment Facility; Water Storage Facilities; Water Supply Facilities; Water Meters; Source Water Protection Plan; Green Infrastructure	\$10,722,000	945	Gov
140045D	Clifton Water District		Clifton	Mesa	Improvement/Expansion of Water Treatment Facility; Construction or Rehabilitation of Distribution and/or Transmission Lines; Water Supply Facilities; Water Meters; Source Water Protection Plan; Green Project	\$37,750,000	35,000	Gov

Appendix A
Drinking Water Revolving Fund
2016 Project Eligibility List

Project Number	Entity	Project Name	Project City	Project County	Project Description	Project Cost	Population	Entity Type
140046D	Coal Creek, Town of		Coal Creek	Fremont	Construction or Rehabilitation of Distribution and/or Transmission Lines; Water Storage Facilities; Water Supply Facilities; Water Meters; Green Infrastructure; Source Water Protection Plan	\$800,000	339	Gov
140047D	Collbran, Town of		Collbran	Mesa	Improvement/Expansion of Water Treatment Facility; Construction or Rehabilitation of Distribution and/or Transmission Lines; Water Storage Facilities; Water Supply Facilities	\$1,525,000	690	Gov
160110D	Colorado Centre Metropolitan District		Colorado Springs	El Paso	New Water Treatment Facility; Water Supply Facilities	\$2,300,000	3,193	Gov
160120D	Colorado City Metropolitan District		Colorado City	Pueblo	Consolidation of Water Treatment Facilities; Construction or Rehabilitation of Distribution and/or Transmission Lines; Water Storage Facilities; Water Supply Facilities; Water Meters	\$6,418,000	2,500	Gov
130019D	Colorado Springs Utilities		Colorado Springs,	El Paso	Improvement/Expansion of Water Treatment Facility; Construction or Rehabilitation of Distribution and/or Transmission Lines; Water Storage Facilities; Water Supply Facilities; Water Meters	\$208,693,571	400,000	Gov
140049D	Columbine Lake Water District		Grand Lake	Grand	Improvement/Expansion of Water Treatment Facility; Construction or Rehabilitation of Distribution and/or Transmission Lines	\$2,000,000	1,550	Gov
140050D	Conifer Metropolitan District		Littleton	Jefferson	Improvement/Expansion of Water Treatment Facility; Construction or Rehabilitation of Distribution and/or Transmission Lines; Water Storage Facilities; Water Meters	\$950,000	500	Gov
160130D	Conifer Water Association		Littleton	Jefferson	Improvement/Expansion of Water Treatment Plant; Construction or Rehabilitation of Distribution and/or Transmission Lines; Water Storage Facilities; Water Supply Facilities	\$235,000	900	PNFP
130079D	Cortez, City of		Cortez	Montezuma	Improvement/Expansion of Water Treatment Facility; Construction or Rehabilitation of Distribution and/or Transmission Lines; Water Storage Facilities; Water Supply Facilities	\$5,505,500	8,500	Gov
140051D	Costilla County	Costilla County Water & Sanitation System	San Luis	Costilla	Consolidation of Water Treatment Facilities; Construction or Rehabilitation of Distribution and/or Transmission Lines; Water Storage Facilities; Water Supply Facilities	\$1,779,000	500	Gov
130007D	Costilla County	Garcia Domestic Water System	San Luis	Costilla	New Water Treatment Facility; Improvement/Expansion of Water Treatment Plant; Construction or Rehabilitation of Distribution and/or Transmission Lines; Water Storage Facilities; Water Supply Facilities; Water Meters	\$845,000	100	Gov
150030D	Costilla County	Viejo San Acacio	Viejo San Acacio	Costilla	New Water Treatment Facility; Improvement/Expansion of Water Treatment Facility; Consolidation of Water Treatment Facilities; Construction or Rehabilitation of Distribution and/or Transmission Lines; Water Storage Facilities; Water Supply Facilities	\$688,000	46	Gov
160140D	Cottonwood Water & Sanitation District		Parker	Douglas	Improvement/Expansion of Water Treatment Facility; Construction or Rehabilitation of Distribution and/or Transmission Lines; Water Storage Facilities; Water Supply Facilities; Water Meters	\$21,750,000	5,000	Gov
140052D	Craig, City of		Craig	Moffat	Construction or Rehabilitation of Distribution and/or Transmission Lines; Water Storage Facilities	\$3,500,000	9,500	Gov
140053D	Crawford, Town of		Crawford	Delta	Improvement/Expansion of Water Treatment Facility; Water Storage Facilities; Water Meters	\$1,025,000	425	Gov
160150D	Creede, City of		Creede	Mineral	Improvement/Expansion of Water Treatment Facility; Water Supply Facilities	\$100,000	422	Gov
160160D	Creek Side Estates Water District	Creek Side Estates HOA	Brighton	Adams	Consolidation of Water Treatment Facilities; Connection to a New or Existing Water Treatment Facility; Water Storage Facilities; Water Meters	\$2,000,000	225	Gov
140055D	Crested Butte South Metropolitan District		Crested Butte	Gunnison	Water Supply Facilities; Water Meters	\$500,000	1,200	Gov
140056D	Crested Butte, Town of		Crested Butte	Gunnison	Improvement/Expansion of Water Treatment Facility; Construction or Rehabilitation of Distribution and/or Transmission Lines	\$4,000,000	1,647	Gov
140058D	Cripple Creek, City of		Cripple Creek	Teller	Improvement/Expansion of Water Treatment Facility; Construction or Rehabilitation of Distribution and/or Transmission Lines; Water Storage Facilities; Water Supply Facilities; Green Infrastructure	\$1,440,000	1,300	Gov
140059D	Crook, Town of		Crook	Logan	Improvement/Expansion of Water Treatment Facility; Construction or Rehabilitation of Distribution and/or Transmission Lines; Water Storage Facilities; Water Supply Facilities; Water Meters; Source Water Protection Plan; Green Infrastructure	\$610,000	118	Gov

Appendix A
Drinking Water Revolving Fund
2016 Project Eligibility List

Project Number	Entity	Project Name	Project City	Project County	Project Description	Project Cost	Population	Entity Type
140061D	Crowley, Town of		Crowley	Crowley	Improvement/Expansion of Water Treatment Facility; Construction or Rehabilitation of Distribution and/or Transmission Lines; Water Storage Facilities; Water Supply Facilities; Water Meters; Source Water Protection Plan; Green Infrastructure	\$400,000	166	Gov
140062D	Cucharas Sanitation & Water District		Cucharas	Huerfano	New Water Treatment Facilities; Improvement/Expansion of Water Treatment Facility; Connection to a New or Existing Water Treatment Facility; Construction or Rehabilitation of Distribution and/or Transmission Lines; Water Storage Facilities; Water Supply Facilities; Water Meters; Source Water Protection Plan; Green Infrastructure	\$1,018,175	1,200	Gov
140063D	Dacono, City of		Dacono	Weld	Construction or Rehabilitation of Distribution and/or Transmission Lines	\$2,754,869	4,200	Gov
160170D	Deer Trail, Town of		Deer Trail	Arapahoe	Improvement/Expansion of Water Treatment Facility; Construction or Rehabilitation of Distribution and/or Transmission Lines; Water Storage Facilities; Water Supply Facilities; Water Meters; Green Infrastructure; Source Water Protection Plan	\$800,000	571	Gov
150040D	Del Norte, Town of		Del Norte	Rio Grande	New Water Treatment Facility; Improvement/Expansion of Water Treatment Facility; Construction or Rehabilitation of Distribution and/or Transmission Lines; Water Storage Facilities; Water Supply Facilities	\$1,400,000	1,655	Gov
140356D	Delta County Ginters Grove Public Improvement District		Cedaredge	Delta	Construction or Rehabilitation of Distribution and/or Transmission Lines	\$400,000	31	PNFP
140065D	Delta, City of		Delta	Delta	Construction or Rehabilitation of Distribution and/or Transmission Lines	\$27,000,000	9,000	Gov
140310D	Denver Southeast Suburban Water & Sanitation District		Parker	Douglas	Improvement/Expansion of Water Treatment Plant; Construction or Rehabilitation of Distribution and/or Transmission Lines; Water Supply Facilities	\$11,000,000	11,000	Gov
140066D	Dillon Valley Metropolitan District		Dillon	Summit	Construction or Rehabilitation of Distribution and/or Transmission Lines; Water Storage Facilities; Water Supply Facilities; Source Water Protection Plan	\$7,005,000	3,000	Gov
140067D	Dillon, Town of		Dillon	Summit	Construction or Rehabilitation of Distribution and/or Transmission Lines; Water Storage Facilities; Water Supply Facilities	\$4,800,000	3,294	Gov
140069D	Divide MPC Metropolitan District No. 1		Divide	Teller	Improvement/Expansion of Water Treatment Facility; Construction or Rehabilitation of Distribution and/or Transmission Lines; Water Supply Facilities; Water Meters	\$275,000	189	Gov
160180D	Divide South Water User's Association & Ditch Company		Divide	Teller	Improvement/Expansion of Water Treatment Facility; Construction or Rehabilitation of Distribution and/or Transmission Lines; Water Storage Facilities; Water Supply Facilities; Water Meters	\$893,000	50	PNFP
140071D	Donala Water & Sanitation District		Colorado Springs	El Paso	Consolidation of Water Treatment Facilities; Construction or Rehabilitation of Distribution and/or Transmission Lines; Water Storage Facilities; Water Supply Facilities; Green Infrastructure	\$15,700,000	7,600	Gov
140072D	Durango West Metropolitan District No. 2		Durango	La Plata	Construction or Rehabilitation of Distribution and/or Transmission Lines; Water Storage Facilities; Water Supply Facilities	\$1,270,000	624	Gov
140073D	Durango, City of		Durango	La Plata	New Water Treatment Facility; Improvement/Expansion of Water Treatment Facility; Construction or Rehabilitation of Distribution and/or Transmission Lines; Water Supply Facilities; Water Meters; Green Infrastructure	\$66,173,000	17,656	Gov
140074D	Eads, Town of		Eads	Kiowa	Improvement/Expansion of Water Treatment Facility; Construction or Rehabilitation of Distribution and/or Transmission Lines; Water Supply Facilities; Water Meters; Source Water Protection Plan	\$545,000	603	Gov
140075D	Eagle River Water & Sanitation District		Vail	Eagle	Construction or Rehabilitation of Distribution and/or Transmission Lines; Water Supply Facilities	\$2,863,600	19,000	Gov
140076D	Eagle, Town of		Eagle	Eagle	New Water Treatment Facility; Improvement/Expansion of Water Treatment Facility; Construction or Rehabilitation of Distribution and/or Transmission Lines; Water Storage Facilities	\$42,832,958	7,000	Gov
140077D	East Alamosa Water & Sanitation District		Alamosa	Alamosa	Construction or Rehabilitation of Distribution and/or Transmission Lines	\$3,900,000	1,700	Gov
140078D	East Dillon Water District		Dillon	Summit	Construction or Rehabilitation of Distribution and/or Transmission Lines; Water Storage Facilities; Source Water Protection Plan	\$8,000,000	2,000	Gov
140079D	Eckley, Town of		Eckley	Yuma	Construction or Rehabilitation of Distribution and/or Transmission Lines; Water Storage Facilities	\$500,000	257	Gov

Appendix A
Drinking Water Revolving Fund
2016 Project Eligibility List

Project Number	Entity	Project Name	Project City	Project County	Project Description	Project Cost	Population	Entity Type
060016D	Edgewater, City of		Edgewater	Jefferson	Improvement/Expansion of Water Treatment Facility; Construction or Rehabilitation of Distribution and/or Transmission Lines; Water Meters	\$3,300,000	5,407	Gov
140080D	El Rancho Florida Metropolitan District		Bayfield	La Plata	Construction or Rehabilitation of Distribution and/or Transmission Lines; Water Storage Facilities	\$842,000	450	Gov
140081D	Elbert Water & Sanitation District		Elbert	Elbert	Improvement/Expansion of Water Treatment Facility; Construction or Rehabilitation of Distribution and/or Transmission Lines; Water Storage Facilities; Water Supply Facilities; Water Meters; Source Water Protection Plan; Green Infrastructure	\$655,000	230	Gov
160190D	Eleven Mile Ranch Association		Lake George	Park	Improvement/Expansion of Water Treatment Facility; Construction or Rehabilitation of Distribution and/or Transmission Lines; Water Storage Facilities	\$120,000	77	PNFP
060004D	Elizabeth, Town of		Elizabeth	Elbert	Construction or Rehabilitation of Distribution and/or Transmission Lines	\$800,000	1,500	Gov
140083D	Empire, Town of		Empire	Clear Creek	Improvement/Expansion of Water Treatment Facility; Water Supply Facilities; Water Meters	\$1,290,825	282	Gov
140084D	Erie, Town of		Erie	Boulder/Weld	Improvement/Expansion of Water Treatment Facility; Consolidation of Water Treatment Facilities; Construction or Rehabilitation of Distribution and/or Transmission Lines; Water Storage Facilities; Water Supply Facilities; Water Meters	\$104,392,000	21,500	Gov
140085D	Estes Park, Town of	Park Entrance Estate Mutual Pipeline & Water Company	Estes Park	Larimer	Connection to a New or Existing Water Treatment Facility; Water Meters	\$1,000,000	12,000	Gov
160510D	Estes Park, Town of		Estes Park	Larimer	Consolidation of Water Treatment Facilities; Construction or Rehabilitation of Distribution and/or Transmission Lines	\$11,870,000	12,000	Gov
140086D	Evans, City of		Evans	Weld	Construction or Rehabilitation of Distribution and/or Transmission Lines; Water Meters	\$1,450,000	21,000	Gov
140087D	Evergreen Metropolitan District		Evergreen	Jefferson	Improvement/Expansion of Water Treatment Facility; Construction or Rehabilitation of Distribution and/or Transmission Lines; Water Storage Facilities; Water Supply Facilities; Source Water Protection Plan	\$15,319,500	13,900	Gov
140088D	Fairplay, Town of		Fairplay	Park	Improvement/Expansion of Water Treatment Facility; Construction or Rehabilitation of Distribution and/or Transmission Lines; Water Storage Facilities	\$7,000,000	750	Gov
140089D	Falcon Highlands Metropolitan District		Colorado Springs	El Paso	Water Supply Facilities	\$2,500,000	1,200	Gov
140342D	Fayette Water Company		Manzanola	Otero	Improvement/Expansion of Water Treatment Facility; Construction or Rehabilitation of Distribution and/or Transmission Lines; Water Storage Facilities; Water Supply Facilities; Green Infrastructure	\$480,000	58	PNFP
140090D	Federal Heights, City of		Federal Heights	Adams	Construction or Rehabilitation of Distribution and/or Transmission Lines	\$1,000,000	11,467	Gov
140092D	Flagler, Town of		Flagler	Kit Carson	New Water Treatment Facility; Improvement/Expansion of Water Treatment Facility; Connection to a New or Existing Water Treatment Facility; Construction or Rehabilitation of Distribution and/or Transmission Lines; Water Storage Facilities; Water Supply Facilities; Water Meters; Green Infrastructure; Source Water Protection Plan	\$1,590,000	564	Gov
140093D	Florence, City of		Florence	Fremont	Improvement/Expansion of Water Treatment Facility; Construction or Rehabilitation of Distribution and/or Transmission Lines; Water Storage Facilities; Water Supply Facilities; Green Infrastructure; Source Water Protection Plan	\$21,000,000	9,359	Gov
140094D	Florissant Water & Sanitation District		Florissant	Teller	Construction or Rehabilitation of Distribution and/or Transmission Lines; Water Storage Facilities; Water Supply Facilities	\$3,150,000	250	Gov
010048D	Forest Glen Sports Association		Florissant	Teller	New Water Treatment Facility; Consolidation of Water Treatment Facilities; Construction or Rehabilitation of Distribution and/or Transmission Lines; Water Storage Facilities; Water Meters	\$880,239	76	PNFP
140095D	Forest Hills Metropolitan District		Genesee	Jefferson	New Water Treatment Facility; Construction or Rehabilitation of Distribution and/or Transmission Lines; Water Storage Facilities; Water Meters	\$2,325,000	350	Gov
140096D	Forest Lakes Metropolitan District (La Plata County)		Forest Lakes	La Plata	Improvement/Expansion of Water Treatment Facility; Construction or Rehabilitation of Distribution and/or Transmission Lines; Water Storage Facilities; Water Supply Facilities	\$3,500,000	2,005	Gov

Appendix A
Drinking Water Revolving Fund
2016 Project Eligibility List

Project Number	Entity	Project Name	Project City	Project County	Project Description	Project Cost	Population	Entity Type
140097D	Forest View Acres Water District		Monument	El Paso	Improvement/Expansion of Water Treatment Facility; Construction or Rehabilitation of Distribution and/or Transmission Lines; Water Meters	\$4,800,000	855	Gov
140098D	Fort Collins, City of	Fort Collins Utilities	Fort Collins	Larimer	Improvement/Expansion of Water Treatment Facility; Construction or Rehabilitation of Distribution and/or Transmission Lines; Water Meters; Green Infrastructure	\$119,790,000	200,000	Gov
140100D	Fort Lupton, City of		Ft Lupton	Weld	Improvement/Expansion of Water Treatment Facility; Connection to a New or Existing Water Treatment Facility; Construction or Rehabilitation of Distribution and/or Transmission Lines; Water Storage Facilities	\$35,000,000	7,250	Gov
140101D	Fort Morgan, City of		Fort Morgan	Morgan	Improvement/Expansion of Water Treatment Facility; Construction or Rehabilitation of Distribution and/or Transmission Lines; Water Supply Facilities; Water Meters	\$11,050,000	12,000	Gov
140102D	Fountain, City of		Fountain	El Paso	New Water Treatment Facility; Construction or Rehabilitation of Distribution and/or Transmission Lines; Water Storage Facilities; Water Supply Facilities; Water Meters	\$91,000,000	22,250	Gov
140103D	Fowler, Town of		Fowler	Otero	New Water Treatment Facility; Water Supply Facilities	\$3,500,000	1,163	Gov
140104D	Franktown Business Area Metropolitan District		Franktown	Douglas	Construction or Rehabilitation of Distribution and/or Transmission Lines; Water Storage Facilities; Water Supply Facilities	\$5,095,000	15	Gov
140105D	Fraser, Town of		Fraser	GRAND	New Water Treatment Facility; Improvement/Expansion of Water Treatment Facility; Connection to a New or Existing Water Treatment Facility; Construction or Rehabilitation of Distribution and/or Transmission Lines; Water Storage Facilities; Water Supply Facilities; Source Water Protection Plan; Green Infrastructure	\$19,000,000	1,200	Gov
140341D	Fruitland Domestic Water Company		Crawford	Montrose	Construction or Rehabilitation of Distribution and/or Transmission Lines	\$25,000	335	PNFP
140107D	Gardner Water & Sanitation Public Improvement District		Gardner	Huerfano	Improvement/Expansion of Water Treatment Facility; Construction or Rehabilitation of Distribution and/or Transmission Lines; Water Storage Facilities; Water Supply Facilities; Water Meters; Source Water Protection Plan; Green Infrastructure	\$593,000	113	Gov
140108D	Gateway Metropolitan District		Snowmass	Pitkin	Construction or Rehabilitation of Distribution and/or Transmission Lines	\$5,496,074	418	Gov
140109D	Genesee Water & Sanitation District		Genesee	Jefferson	Construction or Rehabilitation of Distribution and/or Transmission Lines; Green Infrastructure	\$3,500,000	4,010	Gov
140110D	Genoa, Town of		Genoa	Lincoln	Improvement/Expansion of Water Treatment Facility; Construction or Rehabilitation of Distribution and/or Transmission Lines; Water Storage Facilities; Water Supply Facilities; Water Meters; Source Water Protection Plan; Green Infrastructure	\$1,095,000	137	Gov
140111D	Georgetown, Town of		Georgetown	Clear Creek	Construction or Rehabilitation of Distribution and/or Transmission Lines; Water Supply Facilities; Source Water Protection Plan; Green Infrastructure	\$340,000	1,036	Gov
140112D	Gilcrest, Town of		Gilcrest	Weld	Construction or Rehabilitation of Distribution and/or Transmission Lines	\$2,800,000	1,200	Gov
140114D	Glenwood Springs, City of		Glenwood Springs	Garfield	Improvement/Expansion of Water Treatment Facility; Construction or Rehabilitation of Distribution and/or Transmission Lines; Water Storage Facilities	\$3,700,000	9,614	Gov
150050D	Grace Mar Water District		Lafayette	Boulder	Improvement/Expansion of Water Treatment Facility; Water Storage Facilities; Water Supply Facilities	\$60,000	40	PNFP
140349D	Granada Water Association		Lamar	Prowers	Improvement / Expansion of Water Treatment Facility; Construction or Rehabilitation of Distribution and/or Transmission Lines; Water Supply Facilities; Water Meters	\$170,000	254	PNFP
160210D	Granada, Town of		Granada	Prowers	New Water Treatment Facility; Improvement/Expansion of Water Treatment Facility; Connection to a New or Existing Water Treatment Facility; Construction or Rehabilitation of Distribution and/or Transmission Lines; Water Storage Facilities; Water Supply Facilities; Water Meters; Green Infrastructure; Source Water Protection Plan	\$600,000	503	Gov
140115D	Granby, Town of		Granby	Grand	New Water Treatment Facilities; Improvement/Expansion of Water Treatment Facility; Construction or Rehabilitation of Distribution and/or Transmission Lines; Water Storage Facilities; Water Supply Facilities	\$15,480,000	1,334	Gov
140116D	Granby/Silver Creek Water & Wastewater Authority		Granby	Grand	New Water Treatment Facility	\$6,000,000	12,500	Gov

Appendix A
Drinking Water Revolving Fund
2016 Project Eligibility List

Project Number	Entity	Project Name	Project City	Project County	Project Description	Project Cost	Population	Entity Type
140117D	Grand County Water & Sanitation District No. 1		Winter Park	Grand	Improvement/Expansion of Water Treatment Facility; Construction or Rehabilitation of Distribution and/or Transmission Lines; Water Storage Facilities; Green Infrastructure	\$2,750,000	5,400	Gov
140118D	Grand Junction, City of		Grand Junction	Mesa	Improvement/Expansion of Water Treatment Facility; Construction or Rehabilitation of Distribution and/or Transmission Lines; Water Meters; Source Water Protection Plan	\$25,913,000	27,000	Gov
130126D	Grand Lake, Town of		Grand Lake	Grand	New Water Treatment Facilities; Construction or Rehabilitation of Distribution and/or Transmission Lines; Green Infrastructure	\$2,311,983	471	Gov
160220D	Grand Mesa Metropolitan District No. 2				Improvement/Expansion of Water Treatment Facility; Construction or Rehabilitation of Distribution and/or Transmission Lines; Water Storage Facilities	\$4,000,000	2,000	Gov
140119D	Greatrock North Water & Sanitation District		Lakewood	Adams	New Water Treatment Facilities; Improvement/Expansion of Water Treatment Facility	\$4,200,000	1,006	Gov
140337D	Greetville / Carbondale Water Association		Trinidad	Las Animas	Construction or Rehabilitation of Distribution and/or Transmission Lines; Water Storage Facilities; Water Meters	\$415,800	472	PNFP
140319D	Guadalupe Water Association		Guadalupe	Conejos	Improvement/Expansion of Water Treatment Plant; Construction or Rehabilitation of Distribution and/or Transmission Lines; Water Storage Facilities; Water Supply Facilities; Water Meters	\$2,143,400	41	PNFP
140121D	Gunnison County - Dos Rios Water		Gunnison	Gunnison	Improvement/Expansion of Water Treatment Facility; Connection to a New or Existing Water Treatment Facility; Construction or Rehabilitation of Distribution and/or Transmission Lines; Water Storage Facilities	\$3,900,000	1,200	Gov
140122D	Gunnison County - Somerset Domestic WD		Somerset	Gunnison	Improvement/Expansion of Water Treatment Facility; Construction or Rehabilitation of Distribution and/or Transmission Lines; Water Supply Facilities	\$1,000,000	250	Gov
160230D	Hahn's Peak Village Subdivision		Hahn's Peak Village	Routt	Improvement/Expansion of Water Treatment Facility; Construction or Rehabilitation of Distribution and/or Transmission Lines; Water Storage Facilities; Water Supply Facilities	\$116,500	52	PNFP
130133D	Haxtun, Town of		Haxtun	Phillips	Construction or Rehabilitation of Distribution and/or Transmission Lines; Green Infrastructure	\$2,325,000	946	Gov
140125D	Hayden, Town of		Hayden	Routt	Improvement/Expansion of Water Treatment Facility; Construction or Rehabilitation of Distribution and/or Transmission Lines; Water Storage Facilities; Water Supply Facilities; Water Meters; Source Water Protection Plan; Green Infrastructure	\$6,132,000	1,814	Gov
160240D	Hidden Valley Municipal Water Company		Evergreen	Jefferson	Improvement/Expansion of Water Treatment Facility; Consolidation of Water Treatment Facilities; Water Supply Facilities; Water Meters	\$400,000	200	PNFP
150010D	High Valley Park		Alamosa	Alamosa	Improvement/Expansion of Water Treatment Plant; Connection to a New or Existing Water Treatment Facility; Water Meters	\$378,000	85	PNFP
140126D	Highland Lakes Water District		Divide	Teller	New Water Treatment Facility; Improvement/Expansion of Water Treatment Facility; Consolidation of Water Treatment Facilities; Construction or Rehabilitation of Distribution and/or Transmission Lines; Water Storage Facilities; Water Supply Facilities; Water Meters; Green Infrastructure; Source Water Protection Plan	\$3,769,000	732	Gov
130022D	Highview Water District		Lakewood	Jefferson	Construction or Rehabilitation of Distribution and/or Transmission Lines; Water Storage Facilities	\$1,350,000	2,100	Gov
140127D	Hi-Land Acres Water & Sanitation District		Brighton	Adams	New Water Treatment Facility; Improvement/Expansion of Water Treatment Facility; Construction or Rehabilitation of Distribution and/or Transmission Lines; Water Storage Facilities	\$2,000,000	420	Gov
160250D	Hilltop Water Company		Rocky Ford	Otero	New Water Treatment Facilities; Improvement / Expansion of Water Treatment Facility; Construction or Rehabilitation of Distribution and/or Transmission Lines	\$500,000	300	PNFP
150110D	Homestead Improvement Association		La Junta	Otero	Construction or Rehabilitation of Distribution and/or Transmission Lines	\$110,000	67	PNFP
140303D	Hooper, Town of		Hooper	Alamosa	New Water Treatment Facilities; Connect to Existing Facility; Construction or Rehabilitation of Distribution and/or Transmission Lines; Water Storage Facilities; Water Supply Facilities; Water Meters	\$600,000	120	Gov
160520D	Hope Ditch Company		Brighton	Adams	Water Storage Facilities	\$200,000	75	PNFP

Appendix A
Drinking Water Revolving Fund
2016 Project Eligibility List

Project Number	Entity	Project Name	Project City	Project County	Project Description	Project Cost	Population	Entity Type
140128D	Hot Sulphur Springs, Town of		Hot Sulphur Springs	Grand	Improvement/Expansion of Water Treatment Facility; Construction or Rehabilitation of Distribution and/or Transmission Lines; Water Meters	\$850,000	569	Gov
140129D	Hotchkiss, Town of		Hotchkiss	Delta	New Water Treatment Facility; Improvement/Expansion of Water Treatment Facility; Construction or Rehabilitation of Distribution and/or Transmission Lines; Water Supply Facilities; Green Infrastructure; Source Water Protection Plan	\$10,800,000	1,500	Gov
160260D	Hugo, Town of		Hugo,	Lincoln	Improvement/Expansion of Water Treatment Facility; Construction or Rehabilitation of Distribution and/or Transmission Lines; Water Storage Facilities; Water Supply Facilities; Water Meters; Source Water Protection Plan	\$1,560,000	720	Gov
140131D	Idaho Springs, City of		Idaho Springs	Clear Creek	Improvement/Expansion of Water Treatment Facility; Construction or Rehabilitation of Distribution and/or Transmission Lines; Water Storage Facilities; Water Meters	\$13,080,000	1,717	Gov
020018D	Idledale Water & Sanitation District		Lakewood	Jefferson	Improvement/Expansion of Water Treatment Facility; Construction or Rehabilitation of Distribution and/or Transmission Lines; Water Supply Facilities; Water Meters	\$2,108,000	187	Gov
140132D	Ignacio, Town of		Ignacio	La Plata	Construction or Rehabilitation of Distribution and/or Transmission Lines; Water Meters	\$678,000	872	Gov
140133D	Iliff, Town of		Iliff	Logan	Improvement/Expansion of Water Treatment Facility; Construction or Rehabilitation of Distribution and/or Transmission Lines; Water Storage Facilities; Water Supply Facilities; Water Meters; Source Water Protection Plan; Green Infrastructure	\$660,000	260	Gov
160270D	Inverness Water & Sanitation District		Englewood	Doug & Arap	Improvement/Expansion of Water Treatment Facility; Construction or Rehabilitation of Distribution and/or Transmission Lines; Water Storage Facilities; Water Supply Facilities; Water Meters	\$14,450,000	10,000	Gov
140134D	Jamestown, Town of		Jamestown	Boulder	New Water Treatment Facility; Improvement/Expansion of Water Treatment Facility; Construction or Rehabilitation of Distribution and/or Transmission Lines; Water Storage Facilities; Water Meters	\$1,000,000	250	Gov
140135D	Julesburg, Town of		Julesburg	Sedgwick	Improvement/Expansion of Water Treatment Facility; Construction or Rehabilitation of Distribution and/or Transmission Lines	\$1,500,000	1,225	Gov
140136D	Keenesburg, Town of		Keenesburg	Weld	New Water Treatment Facility; Improvement/Expansion of Water Treatment Facility; Consolidation of Water Treatment Facilities; Connection to a New or Existing Water Treatment Facility; Construction or Rehabilitation of Distribution and/or Transmission Lines; Water Storage Facilities; Water Supply Facilities; Water Meters	\$9,550,000	1,200	Gov
140137D	Kersey, Town of		Kersey	Weld	Construction or Rehabilitation of Distribution and/or Transmission Lines; Water Storage Facilities	\$56,160,000	1,498	Gov
140138D	Kim, Town of		Kim	Las Animas	New Water Treatment Facility; Improvement/Expansion of Water Treatment Facility; Construction or Rehabilitation of Distribution and/or Transmission Lines; Water Storage Facilities; Water Supply Facilities; Water Meters; Green Infrastructure; Source Water Protection Plan	\$520,000	68	Gov
140139D	Kit Carson, Town of		Kit Carson	Cheyenne	Improvement/Expansion of Water Treatment Facility; Connection to a New or Existing Water Treatment Facility; Construction or Rehabilitation of Distribution and/or Transmission Lines; Water Storage Facilities; Water Supply Facilities; Water Meters; Green Infrastructure; Source Water Protection Plan	\$1,800,000	239	Gov
140141D	La Junta, City of		La Junta	Otero	Construction or Rehabilitation of Distribution and/or Transmission Lines; Water Storage Facilities; Green Infrastructure	\$2,330,000	8,000	Gov
140142D	La Plata Archuleta Water District		Durango	La Plata	New Water Treatment Facility; Improvement/Expansion of Water Treatment Facility; Connection to a New or Existing Water Treatment Facility; Construction or Rehabilitation of Distribution and/or Transmission Lines; Water Storage Facilities; Water Meters	\$123,400,000	135	Gov
140144D	La Plata West Water Authority		Durango	La Plata	Connection to a New or Existing Water Treatment Facility; Construction or Rehabilitation of Distribution and/or Transmission Lines; Water Storage Facilities; Water Meters; Green Infrastructure	\$25,000,000	3,500	Gov

Appendix A
Drinking Water Revolving Fund
2016 Project Eligibility List

Project Number	Entity	Project Name	Project City	Project County	Project Description	Project Cost	Population	Entity Type
140145D	La Veta, Town of		La Veta	Huerfano	New Water Treatment Facility; Improvement/Expansion of Water Treatment Facility; Construction or Rehabilitation of Distribution and/or Transmission Lines; Water Storage Facilities; Water Supply Facilities; Water Meters; Green Infrastructure; Source Water Protection Plan	\$1,795,000	763	Gov
140146D	Lafayette, City of		Lafayette	Boulder	New Water Treatment Facilities; Construction or Rehabilitation of Distribution and/or Transmission Lines; Water Storage Facilities	\$16,500,000	28,000	Gov
140147D	Lake City, Town of		Lake City	Hinsdale	New Water Treatment Facility; Construction or Rehabilitation of Distribution and/or Transmission Lines; Water Storage Facilities; Water Supply Facilities; Source Water Protection Plan; Green Infrastructure	\$5,300,000	4,000	Gov
140148D	Lake Creek Metropolitan District		Edwards	Eagle	Improvement/Expansion of Water Treatment Facility; Construction or Rehabilitation of Distribution and/or Transmission Lines	\$2,050,000	210	Gov
140149D	Lake Durango Water Authority		Durango	La Plata	Improvement/Expansion of Water Treatment Facility; Connection to a New or Existing Water Treatment Facility; Construction or Rehabilitation of Distribution and/or Transmission Lines; Water Storage Facilities; Water Supply Facilities; Water Meters; Source Water Protection Plan; Green Infrastructure	\$7,087,180	3,000	Gov
140151D	Lamar, City of		Lamar	Prowers	New Water Treatment Facility; Improvement/Expansion of Water Treatment Facility; Consolidation of Water Treatment Facilities; Construction or Rehabilitation of Distribution and/or Transmission Lines; Water Storage Facilities; Water Supply Facilities; Water Meters; Green Infrastructure; Source Water Protection Plan	\$8,000,000	7,800	Gov
140304D	Larimer County	Big Elk Meadows Water Association	Lyons	Larimer	Improvement/Expansion of Water Treatment Facility; Construction or Rehabilitation of Distribution and/or Transmission Lines; Water Supply Facilities; Water Meters	\$1,850,000	400	PNFP
140152D	Larimer County	Charles Heights Water Association	Estes Park	Larimer	Construction or Rehabilitation of Distribution and/or Transmission Lines	\$904,000	150	PNFP
140007D	Larimer County	Fish Creek Water Association	Fort Collins	Larimer	Construction or Rehabilitation of Distribution and/or Transmission Lines	\$360,000	50	PNFP
140153D	Larimer County	Glacier View Meadows 12th Filing	Livermore	Larimer	Improvement/Expansion of Water Treatment Facility; Construction or Rehabilitation of Distribution and/or Transmission Lines	\$170,000	85	PNFP
140154D	Larimer County	Glacier View Meadows Water and Sewer Association	Livermore	Larimer	Construction or Rehabilitation of Distribution and/or Transmission Lines	\$350,000	500	PNFP
140155D	Larimer County	Hondius Water Users Association	Estes Park	Larimer	Consolidation of Water Treatment Facilities; Connection to a New or Existing Water Treatment Facility; Construction or Rehabilitation of Distribution and/or Transmission Lines; Water Storage Facilities; Water Supply Facilities; Water Meters	\$2,550,000	160	PNFP
160280D	Larimer County	Little Prospect Mountain	Estes Park	Larimer	Consolidation of Water Treatment Facilities; Construction or Rehabilitation of Distribution and/or Transmission Lines; Water Meters	\$300,000	18	PNFP
140156D	Larimer County	Lower Venner Ranch Assn, Upper Venner Ranch Assn, Koral Heights Property Owners Association; Little Prospect Acres Subdivision	Estes Park	Larimer	Consolidation of Water Treatment Facilities; Connection to a New or Existing Water Treatment Facility; Construction or Rehabilitation of Distribution and/or Transmission Lines; Water Storage Facilities; Water Meters	\$7,264,000	414	PNFP
140157D	Larimer County	Red Feather Lakes	Fort Collins	Larimer	Connection to a New or Existing Water Treatment Facility; Construction or Rehabilitation of Distribution and/or Transmission Lines; Water Supply Facilities	\$1,500,000	500	PNFP
150060D	Larimer County	Wonderview Condominium Association	Estes Park	Larimer	Construction or Rehabilitation of Distribution and/or Transmission Lines; Water Meters	\$600,000	60	PNFP
140158D	Larkspur, Town of		Larkspur	Douglas	New Water Treatment Facilities; Construction or Rehabilitation of Distribution and/or Transmission Lines; Water Storage Facilities; Water Supply Facilities; Water Meters	\$3,000,000	187	Gov

Appendix A
Drinking Water Revolving Fund
2016 Project Eligibility List

Project Number	Entity	Project Name	Project City	Project County	Project Description	Project Cost	Population	Entity Type
140159D	Las Animas, City of		Las Animas	Bent	Improvement/Expansion of Water Treatment Facility; Construction or Rehabilitation of Distribution and/or Transmission Lines; Water Storage Facilities; Water Supply Facilities; Water Meters; Green Infrastructure	\$4,220,000	2,234	Gov
140160D	Left Hand Water District		Niwot	Boulder	Improvement/Expansion of Water Treatment Facility; Construction or Rehabilitation of Distribution and/or Transmission Lines; Water Supply Facilities	\$19,000,000	19,500	Gov
140161D	Limon, Town of		Limon	Lincoln	Improvement/Expansion of Water Treatment Facility; Construction or Rehabilitation of Distribution and/or Transmission Lines; Water Meters	\$1,090,000	6,044	Gov
160290D	Lincoln, County of		Hugo	Lincoln	New Water Treatment Facility; Improvement/Expansion of Water Treatment Facility; Consolidation of Water Treatment Facilities; Connection to a New or Existing Water Treatment Facility; Construction or Rehabilitation of Distribution and/or Transmission Lines; Water Storage Facilities; Water Supply Facilities; Water Meters; Green Infrastructure; Source Water Protection Plan	\$620,000	5,420	Gov
090108D	Lochbuie, Town of		Lochbuie	Weld	Improvement/Expansion of Water Treatment Facility; Construction or Rehabilitation of Distribution and/or Transmission Lines; Water Supply Facilities; Water Meters	\$3,550,000	5,400	Gov
140162D	Log Lane Village, Town of		Log Lane Village	Morgan	New Water Treatment Facilities; Connection to a New or Existing Water Treatment Facility; Improvement/Expansion of Water Treatment Facility; Water Storage Facilities	\$3,700,000	1,006	Gov
140164D	Longmont, City of		Longmont	Boulder	Improvement/Expansion of Water Treatment Facility; Consolidation of Water Treatment Facilities; Construction or Rehabilitation of Distribution and/or Transmission Lines; Water Supply Facilities; Water Meters	\$69,309,500	93,000	Gov
140165D	Lookout Mountain Water District		Golden	Jefferson	Improvement/Expansion of Water Treatment Facility; Construction or Rehabilitation of Distribution and/or Transmission Lines; Water Storage Facilities; Water Supply Facilities; Water Meters; Source Water Protection Plan; Green Infrastructure	\$8,840,000	1,200	Gov
140166D	Louisville, City of		Louisville	Boulder	Improvement/Expansion of Water Treatment Facility; Construction or Rehabilitation of Distribution and/or Transmission Lines; Water Supply Facilities; Water Meters	\$13,085,000	18,376	Gov
140167D	Louviers Water & Sanitation District		Louviers	Douglas	Construction or Rehabilitation of Distribution and/or Transmission Lines; Water Storage Facilities; Water Supply Facilities	\$9,365,000	269	Gov
140309D	Lower Arkansas Valley Rural Water Authority		Manzanola	Otero	Improvement/Expansion of Water Treatment Plant; Water Storage Facilities; Water Supply Facilities; Green Project	\$455,000	325	Gov
140170D	Mancos, Town of		Mancos	Montezuma	Construction or Rehabilitation of Distribution and/or Transmission Lines	\$1,500,000	1,361	Gov
140171D	Manitou Springs, City of		Manitou Springs	El Paso	Improvement/Expansion of Water Treatment Facility; Construction or Rehabilitation of Distribution and/or Transmission Lines; Water Storage Facilities; Water Meters	\$12,300,000	5,400	Gov
140172D	Manzanola, Town of		Manzanola	Otero	Improvement/Expansion of Water Treatment Facility; Construction or Rehabilitation of Distribution and/or Transmission Lines; Water Storage Facilities; Water Supply Facilities; Water Meters; Source Water Protection Plan; Green Infrastructure	\$650,000	427	Gov
140350D	May Valley Water Association		Wiley	Prowers	New Water Treatment Facilities; Improvement/Expansion of Water Treatment Facility; Construction or Rehabilitation of Distribution and/or Transmission Lines; Water Storage Facilities	\$16,300,000	1,500	PNFP
140314D	McClave Water Association, Inc.		McClave	Bent	Construction or Rehabilitation of Distribution and/or Transmission Lines; Water Storage Facilities	\$850,000	450	PNFP
030007D	Meadow Mountain Water Supply Company		Allenspark	Boulder	Construction or Rehabilitation of Distribution and/or Transmission Lines; Water Supply Facilities	\$2,851,000	80	PNFP
140173D	Merino, Town of		Merino	Logan	New Water Treatment Facility; Water Storage Facilities; Water Meters	\$1,500,000	295	Gov
140174D	Mesa Cortina Water & Sanitation District		Dillon	Summit	Improvement/Expansion of Water Treatment Facility; Construction or Rehabilitation of Distribution and/or Transmission Lines; Water Storage Facilities; Water Supply Facilities	\$7,500,000	800	Gov
140175D	Mesa Water & Sanitation District		Mesa	Mesa	Improvement/Expansion of Water Treatment Facility; Construction or Rehabilitation of Distribution and/or Transmission Lines; Water Supply Facilities; Water Meters	\$580,000	170	Gov

Appendix A
Drinking Water Revolving Fund
2016 Project Eligibility List

Project Number	Entity	Project Name	Project City	Project County	Project Description	Project Cost	Population	Entity Type
160300D	Mill Creek Park Water Improvement Association		Dumont	Clear Creek	New Water Treatment Facilities; Improvement/Expansion of Water Treatment Facility; Construction or Rehabilitation of Distribution and/or Transmission Lines; Water Supply Facilities	\$1,250,000	100	PNFP
140177D	Milliken, Town of		Milliken	Weld	New Water Treatment Facility; Improvement/Expansion of Water Treatment Facility; Consolidation of Water Treatment Facilities; Construction or Rehabilitation of Distribution and/or Transmission Lines; Water Storage Facilities; Water Supply Facilities; Water Meters	\$25,700,000	5,900	Gov
140178D	Minturn, Town of		Minturn	Eagle	Improvement/Expansion of Water Treatment Facility; Construction or Rehabilitation of Distribution and/or Transmission Lines; Water Storage Facilities; Water Supply Facilities; Water Meters	\$7,960,000	1,500	Gov
140179D	Monte Vista, City of		Monte Vista	Rio Grande	Improvement/Expansion of Water Treatment Facility; Construction or Rehabilitation of Distribution and/or Transmission Lines; Water Storage Facilities; Water Supply Facilities	\$2,200,000	4,700	Gov
030042D	Monument, Town of		Monument	El Paso	New Water Treatment Facility; Improvement/Expansion of Water Treatment Facility; Construction or Rehabilitation of Distribution and/or Transmission Lines; Water Storage Facilities; Water Supply Facilities	\$24,060,000	2,450	Gov
130174D	Morgan County Quality Water District		Fort Morgan	Morgan	Improvement/Expansion of Water Treatment Facility; Construction or Rehabilitation of Distribution and/or Transmission Lines; Water Storage Facilities; Water Supply Facilities; Water Meters; Source Water Protection Plan	\$22,499,000	5,980	Gov
140180D	Morrison Creek Metropolitan Water & Sanitation District		Stagecoach	Routt	Connection to a New or Existing Water Treatment Facility; Construction or Rehabilitation of Distribution and/or Transmission Lines; Water Storage Facilities; Water Supply Facilities	\$8,750,000	1,000	Gov
140181D	Morrison, Town of		Morrison	Jefferson	Improvement/Expansion of Water Treatment Facility; Consolidation of Water Treatment Facilities; Construction or Rehabilitation of Distribution and/or Transmission Lines; Water Storage Facilities; Water Supply Facilities; Water Meters	\$4,950,000	430	Gov
140182D	Mount Vernon Country Club Metropolitan District		Golden	Jefferson	Improvement/Expansion of Water Treatment Facility; Construction or Rehabilitation of Distribution and/or Transmission Lines; Water Storage Facilities; Water Supply Facilities	\$2,000,000	360	Gov
140183D	Mount Werner Water & Sanitation District		Steamboat Springs	Routt	Improvement/Expansion of Water Treatment Facility; Construction or Rehabilitation of Distribution and/or Transmission Lines; Water Supply Facilities; Green Infrastructure; Source Water Protection Plan	\$7,411,248	16,980	Gov
140184D	Mountain View Village Water & Sanitation District		Leadville	Lake	Improvement/Expansion of Water Treatment Facility; Connection to a New or Existing Water Treatment Facility; Construction or Rehabilitation of Distribution and/or Transmission Lines; Water Storage Facilities	\$2,000,000	1,000	Gov
160310D	Mountain View, Town of		Mountain View	Jefferson	Construction or Rehabilitation of Distribution and/or Transmission Lines; Water Meters	\$3,500,000	529	Gov
140185D	Mountain Water & Sanitation District		Conifer	Jefferson	Construction or Rehabilitation of Distribution and/or Transmission Lines; Water Supply Facilities; Water Meters	\$2,000,000	900	Gov
140187D	Naturita, Town of		Naturita	Montrose	Construction or Rehabilitation of Distribution and/or Transmission Lines; Water Storage Facilities; Water Meters	\$1,350,000	525	Gov
140189D	Nederland, Town of		Nederland	Boulder	Improvement/Expansion of Water Treatment Facility; Construction or Rehabilitation of Distribution and/or Transmission Lines; Water Storage Facilities; Water Supply Facilities; Water Meters	\$5,600,000	2,000	Gov
140343D	Newdale - Grand Valley Water Company		Rocky Ford	Otero	Improvement/Expansion of Water Treatment Facility; Consolidation of Water Treatment Facilities; Construction or Rehabilitation of Distribution and/or Transmission Lines; Water Storage Facilities; Water Supply Facilities; Water Meters	\$1,100,000	580	PNFP
140344D	North Holbrook Water Company		Cheraw	Otero	New Water Treatment Facility; Improvement/Expansion of Water Treatment Facility; Construction or Rehabilitation of Distribution and/or Transmission Lines; Water Storage Facilities	\$938,000	45	PNFP
140191D	North Shore Water District		Granby	Grand	Water Storage Facilities; Water Supply Facilities	\$2,000,000	378	Gov
160320D	North Weld County Water District		Lucerne	Weld	Improvement/Expansion of Water Treatment Facility; Construction or Rehabilitation of Distribution and/or Transmission Lines; Water Storage Facilities; Water Meters; Green Infrastructure	\$18,500,000	10,000	Gov

Appendix A
Drinking Water Revolving Fund
2016 Project Eligibility List

Project Number	Entity	Project Name	Project City	Project County	Project Description	Project Cost	Population	Entity Type
140193D	Northern Douglas County Water & Sanitation District		Littleton	Douglas	Connection to a New or Existing Water Treatment Facility	\$16,000,000	5,500	Gov
100069D	Northglenn, City of		Northglenn	Adams	Improvement/Expansion of Water Treatment Facility; Construction or Rehabilitation of Distribution and/or Transmission Lines; Water Supply Facilities; Water Meters; Green Infrastructure	\$10,410,000	37,500	Gov
140194D	Norwood, Town of/Norwood Water Commission		Norwood	San Miguel	Improvement/Expansion of Water Treatment Facility; Construction or Rehabilitation of Distribution and/or Transmission Lines; Water Storage Facilities; Water Meters; Green Infrastructure	\$7,599,110	1,700	Gov
140195D	Nucla, Town of		Nucla	Montrose	Construction or Rehabilitation of Distribution and/or Transmission Lines; Water Meters	\$1,300,000	711	Gov
140197D	Oak Creek, Town of		Oak Creek	Routt	Improvement/Expansion of Water Treatment Facility; Construction or Rehabilitation of Distribution and/or Transmission Lines; Water Storage Facilities; Water Supply Facilities; Water Meters	\$9,905,000	870	Gov
140325D	Oak Meadows Water Association Inc.		Glenwood Springs	Garfield	Improvement / Expansion of Water Treatment Facility; Construction or Rehabilitation of Distribution and/or Transmission Lines; Water Storage Facilities; Water Supply Facilities	\$1,800,000	64	PNFP
140198D	Olathe, Town of		Olathe	Montrose	Construction or Rehabilitation of Distribution and/or Transmission Lines; Green Infrastructure	\$700,000	1,800	Gov
140199D	Olde Stage Water District		Boulder	Boulder	Construction or Rehabilitation of Distribution and/or Transmission Lines; Water Storage Facilities; Water Supply Facilities	\$139,800	250	Gov
140200D	Olney Springs, Town of		Olney Springs	Crowley	Improvement/Expansion of Water Treatment Facility; Construction or Rehabilitation of Distribution and/or Transmission Lines; Water Storage Facilities; Water Supply Facilities; Water Meters; Source Water Protection Plan	\$220,000	326	Gov
140201D	Ophir, Town of		Ophir	San Miguel	Construction or Rehabilitation of Distribution and/or Transmission Lines; Water Storage Facilities; Water Supply Facilities; Water Meters; Green Infrastructure	\$700,000	180	Gov
140202D	Ordway, Town of		Ordway	Crowley	New Water Treatment Facility; Improvement/Expansion of Water Treatment Facility; Connection to a New or Existing Water Treatment Facility; Construction or Rehabilitation of Distribution and/or Transmission Lines; Water Storage Facilities; Water Supply Facilities; Water Meters; Green Infrastructure; Source Water Protection Plan	\$1,200,000	1,025	Gov
160330D	Otis, Town of		Otis	Washington	Construction or Rehabilitation of Distribution and/or Transmission Lines; Water Storage Facilities; Water Meters; Green Infrastructure	\$2,750,000	600	Gov
140203D	Ouray, City of		Ouray	Ouray	Improvement/Expansion of Water Treatment Facility; Construction or Rehabilitation of Distribution and/or Transmission Lines; Water Storage Facilities; Water Supply Facilities; Water Meters; Source Water Protection Plan	\$3,500,000	1,000	Gov
140204D	Ovid, Town of		Ovid	Sedgwick	Construction or Rehabilitation of Distribution and/or Transmission Lines	\$750,000	318	Gov
140205D	Pagosa Area Water & Sanitation District		Pagosa Springs	Archuleta	Construction or Rehabilitation of Distribution and/or Transmission Lines; Green Infrastructure	\$5,297,595	10,000	Gov
140206D	Paint Brush Hills Metropolitan District		Falcon	El Paso	New Water Treatment Facility; Consolidation of Water Treatment Facilities; Construction or Rehabilitation of Distribution and/or Transmission Lines; Water Storage Facilities; Water Meters	\$3,100,000	2,950	Gov
140207D	Palisade, Town of		Palisade	Mesa	Construction or Rehabilitation of Distribution and/or Transmission Lines; Green Infrastructure	\$543,000	3,060	Gov
140208D	Palmer Lake, Town of		Palmer Lake	El Paso	Consolidation of Water Treatment Facilities; Construction or Rehabilitation of Distribution and/or Transmission Lines; Water Storage Facilities; Water Supply Facilities	\$1,600,000	2,500	Gov
160340D	Panorama Ranches Homeowners Association		Carbondale	Garfield	Improvement/Expansion of Water Treatment Facility; Construction or Rehabilitation of Distribution and/or Transmission Lines; Water Storage Facilities; Green Infrastructure	\$575,000	110	PNFP
130200D	Paonia, Town of		Paonia	Delta	Improvement/Expansion of Water Treatment Facility; Construction or Rehabilitation of Distribution and/or Transmission Lines; Water Storage Facilities; Green Project	\$5,500,000	1,500	Gov

Appendix A
Drinking Water Revolving Fund
2016 Project Eligibility List

Project Number	Entity	Project Name	Project City	Project County	Project Description	Project Cost	Population	Entity Type
140211D	Park Forest Water District		Colorado Springs	El Paso	New Water Treatment Facility; Improvement/Expansion of Water Treatment Facility; Connection to a New or Existing Water Treatment Facility; Construction or Rehabilitation of Distribution and/or Transmission Lines; Water Storage Facilities; Water Supply Facilities; Water Meters; Green Infrastructure; Source Water Protection Plan	\$4,600,000	1,000	Gov
140327D	Park Water Company		Evergreen	Jefferson	Construction or Rehabilitation of Distribution and/or Transmission Lines	\$70,000	100	PNFP
140212D	Parkville Water District		Leadville	Lake	New Water Treatment Facility; Improvement/Expansion of Water Treatment Facility; Construction or Rehabilitation of Distribution and/or Transmission Lines; Water Storage Facilities	\$68,100,000	5,000	Gov
160350D	Patterson Valley Water Company		Rocky Ford	Otero	Improvement/Expansion of Water Treatment Facility; Construction or Rehabilitation of Distribution and/or Transmission Lines; Water Storage Facilities	\$3,100,000	150	PNFP
140213D	Peetz, Town of		Peetz	Logan	Improvement/Expansion of Water Treatment Facility; Construction or Rehabilitation of Distribution and/or Transmission Lines; Water Storage Facilities; Water Meters	\$400,000	238	Gov
140305D	Penrose Water District		Penrose	Fremont	Improvement/Expansion of Water Treatment Facility; Construction or Rehabilitation of Distribution and/or Transmission Lines; Water Storage Facilities; Water Supply Facilities; Water Meters; Source Water Protection Plan; Green Infrastructure	\$3,190,000	3,280	Gov
140214D	Perry Park Water & Sanitation District		Larkspur	Douglas	Improvement/Expansion of Water Treatment Facility; Water Storage Facilities; Water Supply Facilities	\$3,500,000	3,500	Gov
160360D	Peyton Pines Filing 4 Water Association		Peyton	El Paso	Improvement/Expansion of Water Treatment Facility; Construction or Rehabilitation of Distribution and/or Transmission Lines; Water Storage Facilities; Water Meters	\$345,550	100	PNFP
140216D	Pine Brook Water District		Boulder	Boulder	Improvement/Expansion of Water Treatment Facility; Construction or Rehabilitation of Distribution and/or Transmission Lines; Water Storage Facilities; Water Meters	\$3,041,000	1,100	Gov
990035D	Pine Drive Water District		Beulah	Pueblo	Improvement/Expansion of Water Treatment Facility; Construction or Rehabilitation of Distribution and/or Transmission Lines; Water Supply Facilities	\$602,200	241	Gov
140217D	Pinewood Springs Water District		Pinewood Springs	Larimer	Improvement/Expansion of Water Treatment Facility; Construction or Rehabilitation of Distribution and/or Transmission Lines; Water Storage Facilities; Water Supply Facilities; Water Meters	\$3,080,000	750	Gov
160530D	Pitkin Mesa Pipe Line Company		Paonia	Delta	Improvement/Expansion of Water Treatment Facility; Construction or Rehabilitation of Distribution and/or Transmission Lines; Water Storage Facilities; Water Meters	\$945,000	492	PNFP
140218D	Platteville, Town of		Platteville	Weld	Improvement/Expansion of Water Treatment Facility; Construction or Rehabilitation of Distribution and/or Transmission Lines; Water Storage Facilities; Water Supply Facilities	\$2,200,000	2,500	Gov
140219D	Poncha Springs, Town of		Poncha Springs	Chaffee	Consolidation of Water Treatment Facilities; Construction or Rehabilitation of Distribution and/or Transmission Lines; Water Storage Facilities; Water Supply Facilities	\$1,410,000	760	Gov
150120D	Ponderosa Retreat & Conference Center		Larkspur	Douglas	New Water Treatment Facilities; Construction or Rehabilitation of Distribution and/or Transmission Lines; Water Storage Facilities; Water Supply Facilities; Water Meters	\$2,840,000	534	PNFP
160370D	Presbyterian Highlands Water Treatment Plant		Allenspark	Boulder	Improvement/Expansion of Water Treatment Plant; Construction or Rehabilitation of Distribution and/or Transmission Lines; Connection to a New or Existing Water Treatment Facility; Water Storage Facility	\$535,000	2,000	PNFP
160380D	Prince Creek HOA		Carbondale	Pitkin	Improvement/Expansion of Water Treatment Plant; Consolidation of Water Treatment Facilities; Construction or Rehabilitation of Distribution and/or Transmission Lines; Water Storage Facilities; Water Supply Facilities; Water Meters; Source Water Protection Plan	\$305,000	50	PNFP
140220D	Pritchett, Town of		Pritchett	Baca	New Water Treatment Facility; Improvement/Expansion of Water Treatment Facility; Construction or Rehabilitation of Distribution and/or Transmission Lines; Water Storage Facilities; Water Supply Facilities; Water Meters; Source Water Protection Plan; Green Infrastructure	\$230,000	135	Gov

Appendix A
Drinking Water Revolving Fund
2016 Project Eligibility List

Project Number	Entity	Project Name	Project City	Project County	Project Description	Project Cost	Population	Entity Type
140221D	Project 7 Water Authority		Montrose	Montrose, Delta, Ouray	New Water Treatment Facilities; Improvement/Expansion of Water Treatment Facility; Construction or Rehabilitation of Distribution and/or Transmission Lines; Water Supply Facilities	\$46,000,000	47,895	Gov
160390D	Prosperity Lane Water & Sewer Association		Lamar	Prowers	Construction or Rehabilitation of Distribution and/or Transmission Lines; Water Meters	\$1,600,000	400	PNFP
140222D	Pueblo Board of Water Works		Pueblo	Pueblo	Construction or Rehabilitation of Distribution and/or Transmission Lines; Water Storage Facilities; Water Meters	\$33,491,542	109,000	Gov
140223D	Pueblo West Metropolitan District		Pueblo West	Pueblo	New Water Treatment Facility; Construction or Rehabilitation of Distribution and/or Transmission Lines; Water Storage Facilities; Water Meters; Source Water Protection Plan	\$15,500,000	35,000	Gov
140224D	Rainbow Valley Water District		Woodland Park	Teller	Improvement/Expansion of Water Treatment Facility; Construction or Rehabilitation of Distribution and/or Transmission Lines; Water Storage Facilities; Water Supply Facilities	\$1,800,000	150	Gov
140225D	Ralston Valley Water & Sanitation District		Arvada	Jefferson	Construction or Rehabilitation of Distribution and/or Transmission Lines	\$2,000,000	1,620	Gov
140226D	Rangely, Town of		Rangely	Rio Blanco	Improvement/Expansion of Water Treatment Facility; Construction or Rehabilitation of Distribution and/or Transmission Lines; Water Storage Facilities; Water Supply Facilities; Source Water Protection Plan	\$9,900,000	2,200	Gov
140227D	Red Cliff, Town of		Red Cliff	Eagle	Improvement/Expansion of Water Treatment Facility; Construction or Rehabilitation of Distribution and/or Transmission Lines; Water Storage Facilities; Water Supply Facilities	\$428,000	383	Gov
140228D	Red Rock Valley Estates Water District		Colorado Springs	EL PASO	Connection to a New or Existing Water Treatment Facility; Construction or Rehabilitation of Distribution and/or Transmission Lines; Water Meters	\$390,000	300	Gov
160400D	Redhill Forest Property Owners Mutual Water & Cattle Association		Fairplay	Park	Construction or Rehabilitation of Distribution and/or Transmission Lines; Water Storage Facilities; Water Meters	\$900,000	240	PNFP
160410D	Redstone Water & Sanitation District		Redstone	Pitkin	Improvement/Expansion of Water Treatment Facility	\$125,000	360	Gov
140229D	Rico, Town of		Rico	Dolores	Construction or Rehabilitation of Distribution and/or Transmission Lines	\$1,700,000	350	Gov
160420D	Ridgewood Water District		Woodland Park	Teller	Consolidation of Water Treatment Facilities; Construction or Rehabilitation of Distribution and/or Transmission Lines; Water Supply Facilities	\$1,200,000	200	Gov
140231D	Ridgway, Town of		Ridgway	Ouray	Construction or Rehabilitation of Distribution and/or Transmission Lines; Water Storage Facilities; Water Meters; Green Infrastructure	\$5,150,000	925	Gov
140232D	Rifle, City of		Rifle	Garfield	Consolidation of Water Treatment Facilities; Construction or Rehabilitation of Distribution and/or Transmission Lines; Water Storage Facilities	\$7,600,000	9,500	Gov
140307D	Rock Creek Mesa Water District		Colorado Springs	El Paso	New Water Treatment Facility; Improvement/Expansion of Water Treatment Facility; Construction or Rehabilitation of Distribution and/or Transmission Lines; Water Supply Facilities	\$2,140,000	215	PNFP
140234D	Rockvale, Town of		Rockvale	Fremont	Improvement/Expansion of Water Treatment Facility; Connection to a New or Existing Water Treatment Facility; Construction or Rehabilitation of Distribution and/or Transmission Lines; Water Storage Facilities; Water Supply Facilities; Water Meters; Source Water Protection Plan; Green Infrastructure	\$1,065,000	494	Gov
140235D	Rocky Ford, City of		Rocky Ford	Otero	Construction or Rehabilitation of Distribution and/or Transmission Lines; Water Supply Facilities	\$2,250,000	3,920	Gov
140352D	Rosewood Hills Property & Homeowners Association		Woodland Park	Teller	Improvement/Expansion of Water Treatment Facility; Consolidation of Water Treatment Facilities; Construction or Rehabilitation of Distribution and/or Transmission Lines; Water Storage Facilities; Water Supply Facilities; Source Water Protection Plan	\$1,900,000	150	PNFP
140236D	Round Mountain Water & Sanitation District		Westcliffe	Custer	New Water Treatment Facilities; Improvement/Expansion of Water Treatment Facility; Construction or Rehabilitation of Distribution and/or Transmission Lines; Water Storage Facilities; Water Supply Facilities; Water Meters	\$2,000,000	1,200	Gov
140237D	Routt County	Community of Phippsburg	Steamboat Springs	Routt	Construction or Rehabilitation of Distribution and/or Transmission Lines	\$350,000	220	Gov
140238D	Routt County	Unincorporated Community of Hahn's Peak	Steamboat Springs	Routt	New Water Treatment Facilities; Connection to a New or Existing Water Treatment Facility; Construction or Rehabilitation of Distribution and/or Transmission Lines; Water Storage Facilities; Water Supply Facilities	\$2,000,000	200	Gov

Appendix A
Drinking Water Revolving Fund
2016 Project Eligibility List

Project Number	Entity	Project Name	Project City	Project County	Project Description	Project Cost	Population	Entity Type
140239D	Roxborough Water & Sanitation District		Littleton	Douglas/Jeff	New Water Treatment Facility; Connection to a New or Existing Water Treatment Facility; Construction or Rehabilitation of Distribution and/or Transmission Lines; Water Storage Facilities	\$38,500,000	8,900	Gov
140240D	Rye, Town of		Rye	Pueblo	Construction or Rehabilitation of Distribution and/or Transmission Lines; Water Storage Facilities; Water Supply Facilities; Source Water Protection Plan	\$2,060,000	153	Gov
140241D	Saguache, Town of		Saguache	Saguache	Construction or Rehabilitation of Distribution and/or Transmission Lines; Water Storage Facilities; Water Supply Facilities	\$2,200,000	485	Gov
140242D	Salida, City of		Salida	Chaffee	Improvement/Expansion of Water Treatment Facility; Construction or Rehabilitation of Distribution and/or Transmission Lines; Water Meters; Green Infrastructure; Source Water Protection Plan	\$8,076,000	5,400	Gov
140243D	San Juan River Village Metropolitan District		Pagosa Springs	Archuleta	Improvement/Expansion of Water Treatment Facility; Construction or Rehabilitation of Distribution and/or Transmission Lines; Water Storage Facilities	\$950,000	500	Gov
140244D	San Luis Water & Sanitation District		San Luis	Costilla	Water Supply Facilities	\$800,000	629	Gov
140245D	Security Water District		Colorado Springs	El Paso	Construction or Rehabilitation of Distribution and/or Transmission Lines; Water Storage Facilities; Water Supply Facilities; Green Infrastructure	\$9,284,000	19,300	Gov
140246D	Sedalia Water & Sanitation District		Sedalia	Douglas	New Water Treatment Facility; Construction or Rehabilitation of Distribution and/or Transmission Lines; Water Storage Facilities; Water Supply Facilities; Water Meters	\$3,520,000	215	Gov
100011D	Sedgwick, Town of		Sedgwick	Sedgwick	Improvement/Expansion of Water Treatment Facility; Connection to a New or Existing Water Treatment Facility; Construction or Rehabilitation of Distribution and/or Transmission Lines	\$569,000	183	Gov
160430D	Seibert, Town of		Seibert	Kit Carson	New Water Treatment Facility; Improvement/Expansion of Water Treatment Facility; Construction or Rehabilitation of Distribution and/or Transmission Lines; Water Storage Facilities; Water Supply Facilities; Water Meters; Green Infrastructure; Source Water Protection Plan	\$1,120,000	182	Gov
140249D	Shadow Mountain Village Local Improvement District		Craig	Moffat	Construction or Rehabilitation of Distribution and/or Transmission Lines	\$675,510	534	Gov
140308D	Sheridan Lake Water District		Sheridan Lake	Kiowa	Improvement/Expansion of Water Treatment Facility; Connection to a New or Existing Water Treatment Facility; Construction or Rehabilitation of Distribution and/or Transmission Lines; Water Storage Facilities; Water Supply Facilities; Water Meters; Source Water Protection Plan; Green Infrastructure	\$1,112,000	88	Gov
140250D	Silver Heights Water & Sanitation District		Castle Rock	Douglas	Water Meters; Source Water Protection Plan	\$57,000	500	Gov
140251D	Silver Plume, Town of		Silver Plume	Clear Creek	Improvement/Expansion of Water Treatment Facility; Construction or Rehabilitation of Distribution and/or Transmission Lines; Water Storage Facilities; Water Supply Facilities; Water Meters; Source Water Protection Plan; Green Infrastructure	\$360,000	169	Gov
140252D	Silverton, Town of		Silverton	San Juan	Improvement/Expansion of Water Treatment Facility; Construction or Rehabilitation of Distribution and/or Transmission Lines; Water Storage Facilities; Water Supply Facilities	\$3,000,000	550	Gov
130232D	Simla, Town of		Simla	Elbert	Improvement/Expansion of Water Treatment Facility; Connection to a New or Existing Water Treatment Facility; Construction or Rehabilitation of Distribution and/or Transmission Lines; Water Storage Facilities; Water Supply Facilities; Water Meters; Source Water Protection Plan; Green Infrastructure	\$340,000	625	Gov
160440D	Snowmass Water & Sanitation District		Snowmass Village	Pitkin	Improvement/Expansion of Water Treatment Facility; Construction or Rehabilitation of Distribution and/or Transmission Lines; Water Supply Facilities	\$29,000,000	6,000	Gov
160450D	South Fork, Town of		South Fork	Rio Grande	New Water Treatment Facility; Connection to a New or Existing Water Treatment Facility; Water Storage Facilities; Water Supply Facilities; Water Meters; Source Water Protection Plan	\$16,989,229	390	Gov
140256D	South Sheridan Water, Sanitary Sewer & Storm Drainage District		Greenwood Village	Jefferson	Construction or Rehabilitation of Distribution and/or Transmission Lines; Water Meters	\$1,985,245	2,465	Gov

Appendix A
Drinking Water Revolving Fund
2016 Project Eligibility List

Project Number	Entity	Project Name	Project City	Project County	Project Description	Project Cost	Population	Entity Type
140345D	South Swink Water Company		Swink	Otero	New Water Treatment Facility; Improvement/Expansion of Water Treatment Facility; Consolidation of Water Treatment Facilities; Connection to a New or Existing Water Treatment Facility; Construction or Rehabilitation of Distribution and/or Transmission Lines; Water Storage Facilities; Water Supply Facilities; Water Meters; Source Water Protection Plan	\$5,041,000	610	PNFP
140338D	Spanish Peaks Landowners Association		Aguilar	Las Animas	Improvement/Expansion of Water Treatment Facility; Construction or Rehabilitation of Distribution and/or Transmission Lines; Water Supply Facilities	\$100,000	120	PNFP
140257D	Spring Canyon Water & Sanitation District		Fort Collins	Larimer	Consolidation of Water Treatment Facilities; Construction or Rehabilitation of Distribution and/or Transmission Lines; Water Storage Facilities	\$3,800,000	1,500	Gov
140258D	Springfield, Town of		Springfield	Baca	New Water Treatment Facility; Improvement/Expansion of Water Treatment Facility; Construction or Rehabilitation of Distribution and/or Transmission Lines; Water Storage Facilities; Water Supply Facilities; Water Meters; Source Water Protection Plan; Green Infrastructure	\$2,000,000	1,411	Gov
960145D	St Charles Mesa Water District		Pueblo	Pueblo	Improvement/Expansion of Water Treatment Facility; Construction or Rehabilitation of Distribution and/or Transmission Lines	\$2,555,000	10,000	Gov
130233D	St Mary's Glacier Water & Sanitation District		St Mary's Glacier	Clear Creek	Construction or Rehabilitation of Distribution and/or Transmission Lines; Water Supply Facilities	\$3,735,000	471	Gov
140261D	Steamboat Springs, City of		Steamboat Springs	Routt	Improvement/Expansion of Water Treatment Facility; Construction or Rehabilitation of Distribution and/or Transmission Lines; Water Storage Facilities; Water Supply Facilities	\$11,269,120	6,000	Gov
140262D	Sterling, City of		Sterling	Logan	Construction or Rehabilitation of Distribution and/or Transmission Lines; Water Storage Facilities; Water Supply Facilities; Water Meters; Source Water Protection Plan	\$37,000,000	15,000	Gov
140264D	Strasburg Sanitation & Water District		Strasburg	Adams	New Water Treatment Facilities; Improvement/Expansion of Water Treatment Facility; Water Supply Facilities; Green Infrastructure	\$8,110,000	1,754	Gov
140265D	Stratton, Town of		Stratton	Kit Carson	New Water Treatment Facility; Improvement/Expansion of Water Treatment Facility; Construction or Rehabilitation of Distribution and/or Transmission Lines; Water Storage Facilities; Water Supply Facilities; Water Meters; Source Water Protection Plan; Green Infrastructure	\$295,000	662	Gov
150080D	Stucker Mesa Domestic Water Company		Paonia	Delta	New Water Treatment Facility; Construction or Rehabilitation of Distribution and/or Transmission Lines; Water Storage Facilities; Water Supply Facilities	\$650,000	34	PNFP
140266D	Sugar City, Town of		Sugar City	Crowley	Improvement/Expansion of Water Treatment Facility; Construction or Rehabilitation of Distribution and/or Transmission Lines; Water Storage Facilities; Water Supply Facilities; Water Meters; Green Infrastructure	\$725,000	244	Gov
150130D	Sunset Lake Summer Home Owners		Sunset Lake, Grand Mesa	Mesa	Improvement/Expansion of Water Treatment Facility; Construction or Rehabilitation of Distribution and/or Transmission Lines; Water Supply Facilities; Source Water Protection Plan	\$490,000	32	PNFP
140267D	Superior Metropolitan District No. 1		Superior	Boulder	Improvement/Expansion of Water Treatment Facility; Construction or Rehabilitation of Distribution and/or Transmission Lines	\$7,550,000	12,500	Gov
140269D	Swink, Town of		Swink	Otero	New Water Treatment Facilities; Improvement/Expansion of Water Treatment Facility; Construction or Rehabilitation of Distribution and/or Transmission Lines; Water Storage Facilities; Water Supply Facilities; Water Meters; Green Infrastructure; Source Water Protection Plan	\$390,000	607	Gov
140270D	Tabernash Meadows Water & Sanitation District		Tabernash	Grand	Improvement/Expansion of Water Treatment Facility; Connection to a New or Existing Water Treatment Facility; Water Storage Facilities; Water Supply Facilities	\$1,450,000	462	Gov
140271D	Teller County Water & Sanitation District No. 1		Woodland Park	Teller	Improvement/Expansion of Water Treatment Facility; Construction or Rehabilitation of Distribution and/or Transmission Lines; Water Supply Facilities; Water Meters; Green Infrastructure	\$1,255,000	680	Gov
140272D	Telluride, Town of		Telluride	San Miguel	Improvement/Expansion of Water Treatment Facility; Construction or Rehabilitation of Distribution and/or Transmission Lines; Water Storage Facilities; Water Meters	\$7,000,000	9,000	Gov
160460D	Three Mile Trailer Park		Glenwood Springs	Garfield	Improvement/Expansion of Water Treatment Facility; Construction or Rehabilitation of Distribution and/or Transmission Lines; Water Meters	\$60,000	50	PNFP

Appendix A
Drinking Water Revolving Fund
2016 Project Eligibility List

Project Number	Entity	Project Name	Project City	Project County	Project Description	Project Cost	Population	Entity Type
160470D	Thunderbird Water & Sanitation District		Sedalia	Douglas	New Water Treatment Facility; Connection to a New or Existing Water Treatment Facility; Construction or Rehabilitation of Distribution and/or Transmission Lines; Water Supply Facilities; Water Meters	\$930,000	400	Gov
140274D	Timbers Water & Sanitation District		Steamboat Springs	Routt	Water Storage Facilities; Water Supply Facilities; Water Meters	\$400,000	200	Gov
150090D	Todd Creek Farms Village Metropolitan District No. 1		Brighton	Adams	Improvement/Expansion of Water Treatment Facility; Construction or Rehabilitation of Distribution and/or Transmission Lines; Water Storage Facilities	\$4,700,000	4,500	Gov
160480D	Tranquil Acres Water Supply, Inc.		Woodland Park	Teller	Improvement/Expansion of Water Treatment Facility; Construction or Rehabilitation of Distribution and/or Transmission Lines; Water Storage Facilities; Water Supply Facilities; Source Water Protection Plan	\$791,198	220	PNFP
090043D	Tree Haus Metropolitan District		Steamboat Springs	Routt	Construction or Rehabilitation of Distribution and/or Transmission Lines; Water Meters; Source Water Protection Plan	\$310,000	300	Gov
130243D	Tri-County Water Conservancy District		Ridgway	Ouray	New Regional Water Treatment Facility; Consolidation of Water Treatment Facilities; Construction or Rehabilitation of Distribution and/or Transmission Lines; Water Storage Facilities	\$9,900,000	18,000	Gov
140275D	Trinidad, City of		Trinidad	Las Animas	Improvement/Expansion of Water Treatment Facility; Construction or Rehabilitation of Distribution and/or Transmission Lines; Water Storage Facilities; Water Meters	\$21,762,200	10,000	Gov
140277D	Two Buttes, Town of		Two Buttes	Baca	New Water Treatment Facilities; Improvement/Expansion of Water Treatment Facility; Construction or Rehabilitation of Distribution and/or Transmission Lines; Water Storage Facilities; Water Supply Facilities; Water Meters; Source Water Protection Plan; Green Infrastructure	\$1,380,000	42	Gov
140278D	Two Rivers Metropolitan District		Glenwood Springs	Eagle	Improvement/Expansion of Water Treatment Facility; Construction or Rehabilitation of Distribution and/or Transmission Lines; Water Supply Facilities; Water Meters	\$427,000	325	Gov
140279D	Upper Eagle Regional Water Authority		Avon, Edwards	Eagle	Improvement/Expansion of Water Treatment Facility; Water Storage Facilities; Water Supply Facilities	\$2,119,060	18,581	Gov
140316D	Ute Heights Community Water System		Salida	Chaffee	Construction or Rehabilitation of Distribution and/or Transmission Lines; Water Storage Facilities; Water Supply Facilities; Water Meters	\$770,000	70	PNFP
140280D	Victor, City of		Victor	Teller	Construction or Rehabilitation of Distribution and/or Transmission Lines; Water Storage Facilities; Source Water Protection Plan	\$2,950,000	460	Gov
140281D	Vilas, Town of		Vilas	Baca	New Water Treatment Facility; Improvement/Expansion of Water Treatment Facility; Construction or Rehabilitation of Distribution and/or Transmission Lines; Water Storage Facilities; Water Supply Facilities; Water Meters; Source Water Protection Plan; Green Infrastructure	\$270,000	110	Gov
140282D	Vona, Town of		Vona	Kit Carson	Improvement/Expansion of Water Treatment Facility; Construction or Rehabilitation of Distribution and/or Transmission Lines; Water Storage Facilities; Water Supply Facilities; Water Meters; Source Water Protection Plan; Green Infrastructure	\$1,510,000	107	Gov
140347D	Vroman Water Company		Manzanola	Otero	Improvement/Expansion of Water Treatment Facility; Water Storage Facilities; Green Infrastructure	\$380,000	125	PNFP
140283D	W/J Metropolitan District		Woody Creek	Pitkin	New Water Treatment Facility; Construction or Rehabilitation of Distribution and/or Transmission Lines	\$830,000	250	Gov
960115D	Walden, Town of		Walden	Jackson	Improvement/Expansion of Water Treatment Facility; Water Storage Facilities; Green Infrastructure	\$1,900,000	590	Gov
140284D	Walsenburg, City of		Walsenburg	Huerfano	Improvement/Expansion of Water Treatment Facility; Connection to a New or Existing Water Treatment Facility; Construction or Rehabilitation of Distribution and/or Transmission Lines; Water Storage Facilities; Water Supply Facilities; Water Meters; Source Water Protection Plan; Green Infrastructure	\$4,780,000	2,926	Gov
140285D	Walsh, Town of		Walsh	Baca	Construction or Rehabilitation of Distribution and/or Transmission Lines; Water Supply Facilities	\$500,000	528	Gov
150140D	Wattenberg Improvement Association		Wattenberg	Weld	Improvement/Expansion of Water Treatment Plant; Construction or Rehabilitation of Distribution and/or Transmission Lines; Water Storage Facilities; Water Supply Facilities; Water Meters	\$1,140,000	245	PNFP

Appendix A
Drinking Water Revolving Fund
2016 Project Eligibility List

Project Number	Entity	Project Name	Project City	Project County	Project Description	Project Cost	Population	Entity Type
140287D	Wellington, Town of		Wellington	Larimer	Improvement/Expansion of Water Treatment Facility; Connection to a New or Existing Water Treatment Facility; Construction or Rehabilitation of Distribution and/or Transmission Lines; Water Storage Facilities; Water Supply Facilities; Water Meters; Source Water Protection Plan	\$27,500,000	7,000	Gov
160490D	West Grand Valley Water Company		Rocky Ford	Otero	New Water Treatment Facilities; Improvement / Expansion of Water Treatment Facility; Construction or Rehabilitation of Distribution and/or Transmission Lines	\$400,000	200	PNFP
140288D	Westminster, City of		Westminster	Adams/Jeffers	Improvement/Expansion of Water Treatment Facility; Construction or Rehabilitation of Distribution and/or Transmission Lines; Water Storage Facilities; Water Supply Facilities; Water Meters; Source Water Protection Plan	\$289,260,000	156,000	Gov
140289D	Westwood Lakes Water District		Woodland Park	Teller	Construction or Rehabilitation of Distribution and/or Transmission Lines	\$650,000	378	Gov
140290D	Widefield Water & Sanitation District		Colorado Springs	El Paso	Construction or Rehabilitation of Distribution and/or Transmission Lines; Water Storage Facilities; Water Supply Facilities; Green Infrastructure	\$3,990,000	18,000	Gov
090056D	Wiggins, Town of		Wiggins	Morgan	New Water Treatment Facilities; Construction or Rehabilitation of Distribution and/or Transmission Lines; Water Storage Facilities; Water Supply Facilities	\$5,824,600	894	Gov
140291D	Wiley, Town of		Wiley	Prowers	Improvement/Expansion of Water Treatment Facility; Construction or Rehabilitation of Distribution and/or Transmission Lines; Water Storage Facilities; Water Supply Facilities; Water Meters	\$400,000	394	Gov
140292D	Williamsburg, Town of		Williamsburg	Fremont	Construction or Rehabilitation of Distribution and/or Transmission Lines; Water Supply Facilities; Water Meters; Green Infrastructure	\$1,000,000	659	Gov
140294D	Windsor, Town of		Windsor	Weld	Consolidation of Water Treatment Facilities; Construction or Rehabilitation of Distribution and/or Transmission Lines	\$32,475,000	23,000	Gov
140295D	Winter Park Water & Sanitation District		Winter Park	Grand	Construction or Rehabilitation of Distribution and/or Transmission Lines; Water Storage Facilities; Water Supply Facilities	\$4,300,000	6,000	Gov
140296D	Woodland Park, City of		Woodland Park	Teller	Connection to a New or Existing Water Treatment Facility; Water Storage Facilities; Water Meters	\$11,500,000	8,474	Gov
140297D	Woodmen Hills Metropolitan District		Falcon	El Paso	Improvement/Expansion of Water Treatment Facility; Water Storage Facilities; Water Supply Facilities	\$3,850,000	8,690	Gov
140298D	Wray, City of		Wray	Yuma	Improvement/Expansion of Water Treatment Facility; Connection to a New or Existing Water Treatment Facility; Construction or Rehabilitation of Distribution and/or Transmission Lines; Water Storage Facilities	\$2,464,000	2,363	Gov
140299D	Yampa Valley Housing Authority	Fish Creek Mobile Home Park	Steamboat Springs	Routt	Construction or Rehabilitation of Distribution and/or Transmission Lines	\$500,000	158	Gov
140300D	Yampa, Town of		Yampa	Routt	Improvement/Expansion of Water Treatment Facility; Construction or Rehabilitation of Distribution and/or Transmission Lines; Water Storage Facilities; Source Water Protection Plan	\$5,387,856	429	Gov
160500D	YMCA Snow Mountain Ranch		Granby	Grand	Improvement/Expansion of Water Treatment Facility; Connection to a New or Existing Water Treatment Facility; Construction or Rehabilitation of Distribution and/or Transmission Lines; Water Storage Facilities; Water Supply Facilities; Water Meters; Source Water Protection Plan	\$1,705,000	2,700	PNFP
140301D	Yuma, City of		Yuma	Yuma	Improvement/Expansion of Water Treatment Facility; Construction or Rehabilitation of Distribution and/or Transmission Lines; Water Storage Facilities; Water Meters; Green Infrastructure	\$8,250,000	4,049	Gov

Total: \$5,152,086,177

**Appendix B
Drinking Water Revolving Fund
FY 2016 Project Priority / Fundable List**

Green Project Categories: 1 = Green Infrastructure; 2 = Water Efficiency; 3 = Energy Efficiency; 4 = Environmentally Innovative

Project Number	Pts*	Facility	County	PWS ID#	Pop	Estimated Project Cost	Approved Loan Amount	DAC*	Term (Yrs)	Loan Type	Interest Rate	Green Amount	Green C or B*	Categories 1, 2, 3, or 4	Project Description
140302D	270	Antonito, Town of	Conejos	CO0111100	1,100	\$4,678,000	\$3,400,000	Y	20	L	0.00%				Improvement/Expansion of Water Treatment Facility; Consolidation of Water Treatment Facilities; Construction or Rehabilitation of Distribution and/or Transmission Lines; Water Storage Facilities; Water Supply Facilities
960007D	165	Bennett, Town of	Adams	CO0101020	2,400	\$5,000,000		N							New Water Treatment Facility; Connection to a New or Existing Water Treatment Facility; Construction or Rehabilitation of Distribution and/or Transmission Lines; Water Storage Facilities; Water Supply Facilities; Water Meters; Source Water Protection Plan
130007D	165	Costilla County Garcia Domestic Water Users Association	Costilla	CO0112700	100	\$200,000	\$270,293	Y	NA		PF				Improvement/Expansion of Water Treatment Facility; Construction or Rehabilitation of Distribution and/or Transmission Lines; Water Meters
140249D	165	Shadow Mountain Village Local Improvement District	Moffat	CO0141188	534	\$675,510	\$599,427	N	NA		PF				Construction or Rehabilitation of Distribution and/or Transmission Lines
140291D	140	Wiley, Town of	Prowers	CO0150900	405	\$400,000	\$207,000	Y	NA		PF				Improvement/Expansion of Water Treatment Facility; Construction or Rehabilitation of Distribution and/or Transmission Lines; Water Storage Facilities; Water Supply Facilities; Water Meters
060016D	130	Edgewater, City of	Jefferson	CO0130237	5,407	\$3,300,000	\$2,000,000	N	20	D	2.00%				Improvement/Expansion of Water Treatment Facility; Construction or Rehabilitation of Distribution and/or Transmission Lines; Water Meters
020015D	130	Williamsburg, Town of	Fremont	CO0122950	772	\$1,000,000	\$826,000	Y	30	D	1.00%				Construction or Rehabilitation of Distribution and/or Transmission Lines; Water Supply Facilities; Water Meters; Green Project
140257D	125	Spring Canyon Water & Sanitation District	Larimer	CO0135721	1,500	\$5,500,000	\$2,000,000	N	20	D	2.00%				Improvement/Expansion of Water Treatment Facility; Consolidation of Water Treatment Facilities; Water Storage Facilities; Water Supply Facilities
140310D	115	Denver SE Suburban Water & Sanitation District	Douglas	CO0118025	10,421	\$11,004,500	\$14,250,066	N	20	L	2.07%				Improvement/Expansion of Water Treatment Plant; Construction or Rehabilitation of Distribution and/or Transmission Lines; Water Supply Facilities
140299D	110	Yampa Valley Housing Authority Fish Creek Mobile Home Park	Routt		158	\$500,000	\$986,750	Y	20	D/PF	0.00%				Construction or Rehabilitation of Distribution and/or Transmission Lines
140007D	100	Larimer County for Fish Creek Water Association	Larimer		50	\$310,000	\$314,505	N	20	D	2.00%				Construction or Rehabilitation of Distribution and/or Transmission Lines
140027D	85	Branson, Town of	Las Animas	CO0136300	64	\$300,000		Y							Improvement/Expansion of Water Treatment Facility
140051D	85	Costilla County - Costilla County Water & Sanitation System	Costilla	CO0112300	500	\$1,779,000		Y							Consolidation of Water Treatment Facilities; Construction or Rehabilitation of Distribution and/or Transmission Lines; Water Storage Facilities; Water Supply Facilities
150030D	85	Costilla County for Viejo San Acacio	Costilla	CO0112810	46	\$688,000		Y							New Water Treatment Facility; Improvement/Expansion of Water Treatment Facility; Consolidation of Water Treatment Facilities; Construction or Rehabilitation of Distribution and/or Transmission Lines; Water Storage Facilities; Water Supply Facilities

Projects maybe further prioritized at time of application depending on loan capacity

*DAC = Disadvantaged Community

*Green: C = Categorical, B = Business Case

**Appendix B
Drinking Water Revolving Fund
FY 2016 Project Priority / Fundable List**

Green Project Categories: 1 = Green Infrastructure; 2 = Water Efficiency; 3 = Energy Efficiency; 4 = Environmentally Innovative

Project Number	Pts*	Facility	County	PWS ID#	Pop	Estimated Project Cost	Approved Loan Amount	DAC*	Term (Yrs)	Loan Type	Interest Rate	Green Amount	Green C or B*	Categories 1,2,3, or 4	Project Description
090136D	85	Empire, Town of	Clear Creek	CO0110010	282	\$2,316,900	\$847,920	Y	NA	D	PF				Improvement/Expansion of Water Treatment Facility; Construction or Rehabilitation of Distribution and/or Transmission Lines; Water Supply Facilities; Water Meters
140342D	85	Fayette Water Company	Otero	CO0145180	58	\$480,000		Y							Improvement/Expansion of Water Treatment Facility; Construction or Rehabilitation of Distribution and/or Transmission Lines; Water Storage Facilities; Water Supply Facilities; Green Infrastructure
140092D	85	Flagler, Town of	Kit Carson	CO0132010	612	\$550,000	\$652,900	Y							New Water Treatment Facility; Improvement/Expansion of Water Treatment Plant; Connection to a New or Existing Water Treatment Facility; Construction or Rehabilitation of Distribution and/or Transmission Lines; Water Storage Facilities; Water Supply Facilities; Water Meters; Source Water Protection Plan; Green Infrastructure
160210D	85	Granada, Town of	Prowers	CO0150300	503	\$600,000		Y							New Water Treatment Facility; Improvement/Expansion of Water Treatment Facility; Connection to a New or Existing Water Treatment Facility; Construction or Rehabilitation of Distribution and/or Transmission Lines; Water Storage Facilities; Water Supply Facilities; Water Meters; Green Infrastructure; Source Water Protection Plan
140144D	85	La Plata West Water Authority	La Plata	CO0134466	2,275	\$7,700,000		N							Connection to a New or Existing Water Treatment Facility; Construction or Rehabilitation of Distribution and/or Transmission Lines; Water Storage Facilities; Water Meters; Green Infrastructure
100026D	85	Louviers Water & Sanitation District	Douglas	CO0118035	269	\$1,139,650	\$1,000,000	Y	N/A	D	PF				New Water Treatment Facility; Improvement / Expansion of Water Treatment Facility; Construction or Rehabilitation of Distribution and/or Transmission Lines; Water Storage Facilities; Water Supply Facilities
140172D	85	Manzanola, Town of	Otero	CO0145450	525	\$650,000	\$682,000	Y	NA	D	PF				Improvement/Expansion of Water Treatment Facility; Construction or Rehabilitation of Distribution and/or Transmission Lines; Water Storage Facilities; Water Supply Facilities; Water Meters; Source Water Protection Plan; Green Project
140327D	85	Park Water Company	Jefferson	CO0130115	100	\$70,000		Y							Construction or Rehabilitation of Distribution and/or Transmission Lines
160410D	85	Redstone Water & Sanitation District	Pitkin		360	\$125,000		Y							Improvement/Expansion of Water Treatment Facility
140246D	85	Sedalia Water & Sanitation District	Douglas	CO0118060	215	\$3,520,000		Y							New Water Treatment Facility; Construction or Rehabilitation of Distribution and/or Transmission Lines; Water Storage Facilities; Water Supply Facilities; Water Meters

Projects maybe further prioritized at time of application depending on loan capacity

*DAC = Disadvantaged Community

*Green: C = Categorical, B = Business Case

**Appendix B
Drinking Water Revolving Fund
FY 2016 Project Priority / Fundable List**

Green Project Categories: 1 = Green Infrastructure; 2 = Water Efficiency; 3 = Energy Efficiency; 4 = Environmentally Innovative

Project Number	Pts*	Facility	County	PWS ID#	Pop	Estimated Project Cost	Approved Loan Amount	DAC*	Term (Yrs)	Loan Type	Interest Rate	Green Amount	Green C or B*	Categories 1,2,3, or 4	Project Description
100011D	85	Sedgwick, Town of	Sedgwick	CO0158010	183	\$569,000		Y							Improvement/Expansion of Water Treatment Plant; Connection to a New or Existing Water Treatment Facility; Construction or Rehabilitation of Distribution and/or Transmission Lines
140308D	85	Sheridan Lake Water District	Kiowa	CO0131800	88	\$1,112,000		Y							Construction or Rehabilitation of Distribution and/or Transmission Lines; Water Supply Facilities
090056D	85	Wiggins, Town of	Morgan	CO0144035	894	\$5,824,600		Y							New Water Treatment Facilities; Construction or Rehabilitation of Distribution and/or Transmission Lines; Water Storage Facilities; Water Supply Facilities
960006D	75	Baca Grande Water & Sanitation District	Saguache	CO0155200	1,200	\$658,000		Y							Construction or Rehabilitation of Distribution and/or Transmission Lines; Water Storage Facilities; Green Infrastructure
130063D	75	Buffalo Creek Water District	Jefferson	CO0130015	125	\$359,700		N							Improvement/Expansion of Water Treatment Plant; Construction or Rehabilitation of Distribution and/or Transmission Lines; Water Storage Facilities; Water Supply Facilities; Water Meters; Source Water Protection Plan
960189D	75	Burlington, City of	Kit Carson	CO132005	4,254	\$15,000,000		Y							New Water Treatment Facility; Connection to a New or Existing Water Treatment Facility; Water Storage Facilities; Water Supply Facilities; Water Meters; Green Infrastructure
160110D	75	Colorado Centre Metropolitan District	El Paso	CO0121140	3,193	\$2,300,000		Y							New Water Treatment Facility; Water Supply Facilities
160150D	75	Creede, City of	Mineral	CO0140500	422	\$100,000		Y							Improvement/Expansion of Water Treatment Facility; Water Supply Facilities
150040D	75	Del Norte, Town of	Rio Grande	CO0153200	1,655	\$1,400,000		Y							New Water Treatment Facility; Improvement/Expansion of Water Treatment Facility; Construction or Rehabilitation of Distribution and/or Transmission Lines; Water Storage Facilities; Water Supply Facilities
160180D	75	Divide South Water User's Association & Ditch Company	Teller	CO0160275	50	\$893,000		Y							Improvement/Expansion of Water Treatment Facility; Construction or Rehabilitation of Distribution and/or Transmission Lines; Water Storage Facilities; Water Supply Facilities; Water Meters
140074D	75	Eads, Town of	Kiowa	CO0131400	848	\$545,000		Y							Improvement/Expansion of Water Treatment Facility; Construction or Rehabilitation of Distribution and/or Transmission Lines; Water Supply Facilities; Water Meters; Source Water Protection Plan
030021D	75	Florissant Water & Sanitation District	Teller	CO0160175	220	\$750,000	\$847,920	Y	0	D	PF				Improvement/Expansion of Water Treatment Facility; Consolidation of Water Treatment Facilities; Construction or Rehabilitation of Distribution and/or Transmission Lines; Water Storage Facilities; Water Supply Facilities; Water Meters

Projects maybe further prioritized at time of application depending on loan capacity

*DAC = Disadvantaged Community

*Green: C = Categorical, B = Business Case

**Appendix B
Drinking Water Revolving Fund
FY 2016 Project Priority / Fundable List**

Green Project Categories: 1 = Green Infrastructure; 2 = Water Efficiency; 3 = Energy Efficiency; 4 = Environmentally Innovative

Project Number	Pts*	Facility	County	PWS ID#	Pop	Estimated Project Cost	Approved Loan Amount	DAC*	Term (Yrs)	Loan Type	Interest Rate	Green Amount	Green C or B*	Categories 1,2,3, or 4	Project Description
160230D	75	Hahn's Peak Village Subdivision	Routt	CO254182	52	\$116,500		Y							Improvement/Expansion of Water Treatment Facility; Construction or Rehabilitation of Distribution and/or Transmission Lines; Water Storage Facilities; Water Supply Facilities
140133D	75	Iliff, Town of	Logan		260	\$660,000		Y							Improvement/Expansion of Water Treatment Facility; Construction or Rehabilitation of Distribution and/or Transmission Lines; Water Storage Facilities; Water Supply Facilities; Water Meters; Source Water Protection Plan; Green Infrastructure
140145D	75	La Veta, Town of	Huerfano	CO0109011	763	\$1,795,000		Y							New Water Treatment Facility; Improvement/Expansion of Water Treatment Facility; Construction or Rehabilitation of Distribution and/or Transmission Lines; Water Storage Facilities; Water Supply Facilities; Water Meters; Green Infrastructure; Source Water Protection Plan
140170D	75	Mancos, Town of	Montezuma	CO0142700	1,361	\$1,500,000		Y							Construction or Rehabilitation of Distribution and/or Transmission Lines
990035D	75	Pine Drive Water District	Pueblo	CO0151450	241	\$602,200		Y							Improvement/Expansion of Water Treatment Facility; Construction or Rehabilitation of Distribution and/or Transmission Lines; Water Supply Facilities
160420D	75	Ridgewood Water District	Teller	CO160400	200	\$1,200,000		Y							Consolidation of Water Treatment Facilities; Construction or Rehabilitation of Distribution and/or Transmission Lines; Water Supply Facilities
140236D	75	Round Mountain Water & Sanitation District	Custer	CO0114500	1,056	\$2,000,000		Y							New Water Treatment Facilities; Improvement/Expansion of Water Treatment Facility; Construction or Rehabilitation of Distribution and/or Transmission Lines; Water Storage Facilities; Water Supply Facilities; Water Meters
140250D	75	Silver Heights Water & Sanitation District	Douglas	CO018075	500	\$57,000		Y							Water Meters; Source Water Protection Plan
140345D	75	South Swink Water Company	Otero	CO0145690	610	\$5,041,000		Y							New Water Treatment Facility; Improvement/Expansion of Water Treatment Facility; Consolidation of Water Treatment Facilities; Connection to a New or Existing Water Treatment Facility; Construction or Rehabilitation of Distribution and/or Transmission Lines; Water Storage Facilities; Water Supply Facilities; Water Meters; Source Water Protection Plan
090021D	70	Castle Pines Metro District	Douglas	CO0118005	4,000	\$17,210,000	\$1,872,578	N	20	D	2.00%				New Water Treatment Facilities; Improvement/Expansion of Water Treatment Facility; Construction or Rehabilitation of Distribution and/or Transmission Lines; Water Storage Facilities; Water Supply Facilities
090033D	70	Merino, Town of	Logan	CO0138025	302	\$1,110,000	\$1,000,000	Y	NA	D	PF				New Water Treatment Facility; Improvement / Expansion of Water Treatment Facility; Construction or Rehabilitation of Distribution and/or Transmission Lines; Water Storage Facilities; Water Supply Facilities; Water Meters

Projects maybe further prioritized at time of application depending on loan capacity

*DAC = Disadvantaged Community

*Green: C = Categorical, B = Business Case

**Appendix B
Drinking Water Revolving Fund
FY 2016 Project Priority / Fundable List**

Green Project Categories: 1 = Green Infrastructure; 2 = Water Efficiency; 3 = Energy Efficiency; 4 = Environmentally Innovative

Project Number	Pts*	Facility	County	PWS ID#	Pop	Estimated Project Cost	Approved Loan Amount	DAC*	Term (Yrs)	Loan Type	Interest Rate	Green Amount	Green C or B*	Categories 1,2,3, or 4	Project Description
090033D	70	Merino, Town of	Logan	CO0138025	302		\$110,000	Y	30	D	1%				New Water Treatment Facility; Improvement / Expansion of Water Treatment Facility; Construction or Rehabilitation of Distribution and/or Transmission Lines; Water Storage Facilities; Water Supply Facilities; Water Meters
030022D	67	Forest View Acres Water District	El Paso	CO0121250	855	\$2,000,000	\$2,000,000	N	20	D	0%	\$1,000,000	B	2.00%	Improvement / Expansion of Water Treatment Facility; Construction or Rehabilitation of Distribution and/or Transmission Lines; Water Storage Facilities; Water Supply Facilities; Water Meters
140008D	65	Arabian Acres Metropolitan District	Teller	CO0160075	620	\$3,110,000		N							New Water Treatment Facilities; Improvement/Expansion of Water Treatment Facility; Consolidation of Water Treatment Facilities; Connect to Existing Facility; Construction or Rehabilitation of Distribution and/or Transmission Lines; Water Supply Facilities; Water Meters; Green Project
050008D	65	Center, Town of	Saguache	CO0155500	2,400	\$1,603,000	\$1,103,000	Y	30	D	0%				Improvement / Expansion of Water Treatment Facility; Water Storage Facilities; Water Supply Facilities; Construction or Rehabilitation of Distribution and/or Transmission Lines; Water Meters
140041D	65	Central City, City of	Gilpin	CO0124171	724	\$5,710,000		N							New Water Treatment Facility; Construction or Rehabilitation of Distribution and/or Transmission Lines; Water Storage Facilities; Water Supply Facilities; Source Water Protection Plan
140045D	65	Clifton Water District	Mesa	CO0139180	35,000	\$37,750,000	\$13,948,507	N	20	L	1.89%				Improvement/Expansion of Water Treatment Facility; Construction or Rehabilitation of Distribution and/or Transmission Lines; Water Supply Facilities; Water Meters; Source Water Protection Plan; Green Project
140103D	65	Fowler, Town of	Otero	CO0145210	1,163	\$3,500,000		Y							New Water Treatment Facility; Water Supply Facilities
140341D	65	Fruitland Domestic Water Company	Montrose	CO0115288	335	\$25,000		Y							Construction or Rehabilitation of Distribution and/or Transmission Lines
160520D	65	Hope Ditch Company	Adams		75	\$200,000		Y							Water Storage Facilities
140147D	65	Lake City, Town of	Hinsdale	CO0127467	4,000	\$5,300,000	\$500,000	Y	30	D	0%				New Water Treatment Facility; Construction or Rehabilitation of Distribution and/or Transmission Lines; Water Storage Facilities; Water Supply Facilities; Source Water Protection Plan; Green Infrastructure
140148D	65	Lake Creek Metropolitan WD	Eagle	CO0119467	210	\$2,050,000		N							Improvement/Expansion of Water Treatment Facility; Construction or Rehabilitation of Distribution and/or Transmission Lines
140197D	65	Oak Creek, Town of	Routt	CO0154566	870	\$9,905,000		Y							Improvement/Expansion of Water Treatment Facility; Construction or Rehabilitation of Distribution and/or Transmission Lines; Water Storage Facilities; Water Supply Facilities; Water Meters

Projects maybe further prioritized at time of application depending on loan capacity

*DAC = Disadvantaged Community

*Green: C = Categorical, B = Business Case

**Appendix B
Drinking Water Revolving Fund
FY 2016 Project Priority / Fundable List**

Green Project Categories: 1 = Green Infrastructure; 2 = Water Efficiency; 3 = Energy Efficiency; 4 = Environmentally Innovative

Project Number	Pts*	Facility	County	PWS ID#	Pop	Estimated Project Cost	Approved Loan Amount	DAC*	Term (Yrs)	Loan Type	Interest Rate	Green Amount	Green C or B*	Categories 1,2,3, or 4	Project Description
140202D	65	Ordway, Town of	Crowley	CO0113700	1,025	\$1,200,000		Y							New Water Treatment Facility; Improvement/Expansion of Water Treatment Facility; Connection to a New or Existing Water Treatment Facility; Construction or Rehabilitation of Distribution and/or Transmission Lines; Water Storage Facilities; Water Supply Facilities; Water Meters; Green Infrastructure; Source Water Protection Plan
140237D	65	Routt County Community of Phippsburg	Routt	CO154609	200	\$350,000		N							Construction or Rehabilitation of Distribution and/or Transmission Lines
160450D	65	South Fork, Town of	Rio Grande		390	\$16,989,229		Y							New Water Treatment Facility; Connection to a New or Existing Water Treatment Facility; Water Storage Facilities; Water Supply Facilities; Water Meters; Source Water Protection Plan
040030D	65	Teller County Water & Sanitation District No. 1	Teller	160600	625	\$1,718,000	\$1,718,000	N	20	D	2%	\$90,000	C	2	Improvement / Expansion of Water Treatment Facility; Consolidation of Water Treatment Facilities; Construction or Rehabilitation of Distribution and/or Transmission Lines; Water Storage Facilities; Green Project
960238D	65	Yampa, Town of	Routt	CO0154900	519		\$1,370,241	Y	20	D	1%				Improvement / Expansion of Water Treatment Facility; Construction or Rehabilitation of Distribution and/or Transmission Lines; Water Storage Facilities; Source Water Protection Plan Implementation
140160D	60	Left Hand Water District	Boulder	CO0107471	19,125	\$39,686,000	\$29,900,336	N	20	L	1.98%				Improvement/Expansion of Water Treatment Facility; Construction or Rehabilitation of Distribution and/or Transmission Lines; Water Supply Facilities
100026D	60	Louviers Water & Sanitation District	Douglas	CO0118035	269		\$139,650	Y	30	D	0%				New Water Treatment Facility; Improvement / Expansion of Water Treatment Facility; Construction or Rehabilitation of Distribution and/or Transmission Lines; Water Storage Facilities; Water Supply Facilities
160070D	55	Beulah Water Works District	Pueblo	CO0151100	320	\$350,000		N							Improvement/Expansion of Water Treatment Facility
140024D	55	Bobcat Meadows Metropolitan District	El Paso	CO0121060	440	\$900,000		N							Improvement/Expansion of Water Treatment Facility
140030D	55	Brookside, Town of	Fremont	CO0122050	233	\$440,000		N							Construction or Rehabilitation of Distribution and/or Transmission Lines; Water Storage Facilities; Water Meters
140032D	55	Buena Vista, Town of	Chaffee	CO0108300	2,736	\$2,100,000		Y							Construction or Rehabilitation of Distribution and/or Transmission Lines; Water Storage Facilities; Water Supply Facilities
140072D	55	Durango West Metropolitan District No. 2	La Plata	CO0134190	624	\$1,270,000		N							Construction or Rehabilitation of Distribution and/or Transmission Lines; Water Storage Facilities; Water Supply Facilities
140119D	55	Greatrock North Water & Sanitation District	Adams	CO0101063	1,006	\$4,200,000		Y							New Water Treatment Facilities; Improvement/Expansion of Water Treatment Facility

Projects maybe further prioritized at time of application depending on loan capacity

*DAC = Disadvantaged Community

*Green: C = Categorical, B = Business Case

Appendix B
Drinking Water Revolving Fund
FY 2016 Project Priority / Fundable List

Green Project Categories: 1 = Green Infrastructure; 2 = Water Efficiency; 3 = Energy Efficiency; 4 = Environmentally Innovative

Project Number	Pts*	Facility	County	PWS ID#	Pop	Estimated Project Cost	Approved Loan Amount	DAC*	Term (Yrs)	Loan Type	Interest Rate	Green Amount	Green C or B*	Categories 1,2,3, or 4	Project Description
140129D	55	Hotchkiss, Town of	Delta	CO115352	1,500	\$10,800,000		Y							New Water Treatment Facility; Improvement/Expansion of Water Treatment Facility; Construction or Rehabilitation of Distribution and/or Transmission Lines; Water Supply Facilities; Green Infrastructure; Source Water Protection Plan
140135D	55	Julesburg, Town of	Sedgwick	CO0158001	1,225	\$1,500,000		Y							Improvement/Expansion of Water Treatment Facility; Construction or Rehabilitation of Distribution and/or Transmission Lines
140142D	55	La Plata Archuleta Water District	La Plata	CO0134191	135	\$123,400,000		N							New Water Treatment Facility; Improvement/Expansion of Water Treatment Facility; Connection to a New or Existing Water Treatment Facility; Construction or Rehabilitation of Distribution and/or Transmission Lines; Water Storage Facilities; Water Meters
140151D	55	Lamar, City of	Prowers	CO0150700	8,500	\$25,000,000		N							New Water Treatment Facility; Improvement/Expansion of Water Treatment Plant; Consolidation of Water Treatment Facilities; Connection to a New or Existing Water Treatment Facility; Construction or Rehabilitation of Distribution and/or Transmission Lines; Water Supply Facilities; Source Water Protection Plan; Green Infrastructure
960061D	55	Larkspur, Town of	Douglas	CO0118030	214	\$3,100,000	\$2,000,000	Y	30	D	0%				New Water Treatment Facilities; Construction or Rehabilitation of Distribution and/or Transmission Lines; Water Storage Facilities; Water Supply Facilities; Water Meters
140177D	55	Milliken, Town of	Weld	CO162511	5,900	\$5,000,000		N							Improvement/Expansion of Water Treatment Facility; Construction or Rehabilitation of Distribution and/or Transmission Lines; Water Storage Facilities; Water Meters
130174D	55	Morgan County Quality Water District	Morgan	CO0144020	5,980	\$22,499,000		Y							Improvement/Expansion of Water Treatment Facility; Construction or Rehabilitation of Distribution and/or Transmission Lines; Water Storage Facilities; Water Supply Facilities; Water Meters; Source Water Protection Plan
160310D	55	Mountain View, Town of	Jefferson		529	\$3,500,000		Y							Construction or Rehabilitation of Distribution and/or Transmission Lines; Water Meters
140325D	55	Oak Meadows Water Association Inc.	Garfield	CO0123567	64	\$1,800,000		N							Improvement / Expansion of Water Treatment Facility; Construction or Rehabilitation of Distribution and/or Transmission Lines; Water Storage Facilities; Water Supply Facilities
160340D	55	Panorama Ranches Homeowners Association	Garfield	CO0123595	110	\$575,000		N							Improvement/Expansion of Water Treatment Facility; Construction or Rehabilitation of Distribution and/or Transmission Lines; Water Storage Facilities; Green Infrastructure
140307D	55	Rock Creek Mesa Water District	El Paso	CO121725	215	\$2,140,000									New Water Treatment Facility; Improvement/Expansion of Water Treatment Facility; Construction or Rehabilitation of Distribution and/or Transmission Lines; Water Supply Facilities

Projects maybe further prioritized at time of application depending on loan capacity

*DAC = Disadvantaged Community

*Green: C = Categorical, B = Business Case

**Appendix B
Drinking Water Revolving Fund
FY 2016 Project Priority / Fundable List**

Green Project Categories: 1 = Green Infrastructure; 2 = Water Efficiency; 3 = Energy Efficiency; 4 = Environmentally Innovative

Project Number	Pts*	Facility	County	PWS ID#	Pop	Estimated Project Cost	Approved Loan Amount	DAC*	Term (Yrs)	Loan Type	Interest Rate	Green Amount	Green C or B*	Categories 1,2,3, or 4	Project Description
160470D	55	Thunderbird Water & Sanitation District	Douglas	CO118078	400	\$930,000		N							New Water Treatment Facility; Connection to a New or Existing Water Treatment Facility; Construction or Rehabilitation of Distribution and/or Transmission Lines; Water Supply Facilities; Water Meters
140274D	55	Timbers Water & Sanitation District	Routt	CO0154743	200	\$400,000		N							Water Storage Facilities; Water Supply Facilities; Water Meters
160500D	55	YMCA Snow Mountain Ranch	Grand	CO0125916	2,700	\$1,705,000		Y							Improvement/Expansion of Water Treatment Facility; Connection to a New or Existing Water Treatment Facility; Construction or Rehabilitation of Distribution and/or Transmission Lines; Water Storage Facilities; Water Supply Facilities; Water Meters; Source Water Protection Plan
140301D	55	Yuma, City of	Yuma	CO0163020	4,049	\$8,250,000		Y							Improvement/Expansion of Water Treatment Facility; Construction or Rehabilitation of Distribution and/or Transmission Lines; Water Storage Facilities; Water Meters; Green Infrastructure
110005D	52	El Rancho Florida Metropolitan District	La Plata	CO0134210	435	\$1,998,723	\$1,400,000	N	20	D	2%				Consolidation of Water Treatment Facility; Construction or Rehabilitation of Distribution and/or Transmission Lines; Water Storage Facilities; Water Meters; Source Water Protection Plan Implementation; Green Infrastructure.
050012D	50	Coal Creek, Town of	Fremont	CO0122250	355	\$558,000	\$558,000	N	20	D	0%	\$224,500	C	3	Connect To Existing Facility; Construction or Rehabilitation of Distribution and/or Transmission Lines; Water Storage Facilities; Water Supply Facilities; Water Meters; Green Project
960156D	50	Sterling, City of	Logan	138045	13,500	\$29,000,000	\$28,558,845	N	20	L	2.50%				New Water Treatment Facilities; Construction or Rehabilitation of Distribution and/or Transmission Lines; Water Storage Facilities
160090D	45	Buffalo Mountain Metropolitan District	Summit	CO0159025	5,000	\$4,200,000		Y							Construction or Rehabilitation of Distribution and/or Transmission Lines; Water Storage Facilities
140037D	45	Cascade Metropolitan District No. 1	El Paso	CO0121100	1,500	\$5,750,000		N							New Water Treatment Facility; Construction or Rehabilitation of Distribution and/or Transmission Lines; Water Storage Facilities; Water Meters
140049D	45	Columbine Lake Water District	Grand	CO125155	241	\$1,600,000	\$690,000	N	20	DL	2.00%				Improvement/Expansion of Water Treatment Facility; Construction or Rehabilitation of Distribution and/or Transmission Lines; Water Supply Facilities
130079D	45	Cortez, City of	Montezuma	CO0142200	8,500	\$5,505,500		Y							Improvement/Expansion of Water Treatment Facility; Construction or Rehabilitation of Distribution and/or Transmission Lines; Water Storage Facilities; Water Supply Facilities
160140D	45	Cottonwood Water & Sanitation District	Douglas	CO0118020	5,000	\$21,750,000		Y							Improvement/Expansion of Water Treatment Facility; Construction or Rehabilitation of Distribution and/or Transmission Lines; Water Storage Facilities; Water Supply Facilities; Water Meters
140052D	45	Craig, City of	Moffat	CO0141188	9,500	\$2,000,000		N							Construction or Rehabilitation of Distribution and/or Transmission Lines
060004D	45	Elizabeth, Town of	Elbert	CO0120010	1,500	\$800,000		N							Construction or Rehabilitation of Distribution and/or Transmission Lines

Projects may be further prioritized at time of application depending on loan capacity

*DAC = Disadvantaged Community

*Green: C = Categorical, B = Business Case

**Appendix B
Drinking Water Revolving Fund
FY 2016 Project Priority / Fundable List**

Green Project Categories: 1 = Green Infrastructure; 2 = Water Efficiency; 3 = Energy Efficiency; 4 = Environmentally Innovative

Project Number	Pts*	Facility	County	PWS ID#	Pop	Estimated Project Cost	Approved Loan Amount	DAC*	Term (Yrs)	Loan Type	Interest Rate	Green Amount	Green C or B*	Categories 1,2,3, or 4	Project Description
140089D	45	Falcon Highlands Metropolitan District	El Paso	CO0121247	1,200	\$2,500,000									Water Supply Facilities
090045D	45	Granby, Town of (Morraine Park)	Grand	CO0125321	550	\$741,524	\$741,524	Y	N/A	D	PF				Construction or Rehabilitation of Distribution and/or Transmission Lines
140136D	45	Keenesburg, Town of	Weld	CO0162438	1,200	\$9,550,000		N							New Water Treatment Facility; Improvement/Expansion of Water Treatment Facility; Consolidation of Water Treatment Facilities; Connection to a New or Existing Water Treatment Facility; Construction or Rehabilitation of Distribution and/or Transmission Lines; Water Storage Facilities; Water Supply Facilities; Water Meters
130145D	45	Kim, Town of	Las Animas	CO0136400	76	\$751,500	\$241,500	Y	N/A	D	PF				Improvement/Expansion of Water Treatment Facility; Construction or Rehabilitation of Distribution and/or Transmission Lines; Water Storage Facilities; Water Supply Facilities
140206D	45	Paint Brush Hills Metropolitan District	El Paso	CO0221690	2,950	\$3,100,000		N							New Water Treatment Facility; Consolidation of Water Treatment Facilities; Construction or Rehabilitation of Distribution and/or Transmission Lines; Water Storage Facilities; Water Meters
140212D	45	Parkville Water District	Lake	CO0133700	5,000	\$29,730,000		Y							New Water Treatment Facility; Improvement/Expansion of Water Treatment Plant; Construction or Rehabilitation of Distribution and/or Transmission Lines; Water Storage Facilities; Water Supply Facilities; Water Meters; Green Infrastructure
140275D	45	Trinidad, City of	Las Animas	CO0136800	10,000	\$21,762,200		N							Improvement/Expansion of Water Treatment Facility; Construction or Rehabilitation of Distribution and/or Transmission Lines; Water Storage Facilities; Water Meters
140296D	45	Woodland Park, City of	Teller	CO0160900	8,474	\$11,500,000		N							Connection to a New or Existing Water Treatment Facility; Water Storage Facilities; Water Meters
140010D	40	Aspen Park Metropolitan District	Jefferson	CO0230036	200	\$111,600		N							Construction or Rehabilitation of Distribution and/or Transmission Lines; Water Supply Facilities; Water Meters
150020D	40	Bald Mountain Metropolitan District	Douglas	CO0118050	534	\$2,840,000		N							New Water Treatment Facility; Construction or Rehabilitation of Distribution and/or Transmission Lines; Water Storage Facilities; Water Supply Facilities; Water Meters
140022D	40	Black Hawk, City of	Gilpin	CO0124147	118	\$43,500,000		N							Improvement/Expansion of Water Treatment Facility; Construction or Rehabilitation of Distribution and/or Transmission Lines; Water Storage Facilities; Water Supply Facilities; Source Water Protection Plan
160160D	40	Creek Side Estates Water District	Adams	N/A	225	\$2,000,000		N							Consolidation of Water Treatment Facilities; Connection to a New or Existing Water Treatment Facility; Water Storage Facilities; Water Meters
140095D	40	Forest Hills Metropolitan District	Jefferson	CO140095D	350	\$2,325,000		N							New Water Treatment Facility; Construction or Rehabilitation of Distribution and/or Transmission Lines; Water Storage Facilities; Water Meters
140104D	40	Franktown Business Area Metropolitan District	Douglas		15	\$5,095,000		N							Construction or Rehabilitation of Distribution and/or Transmission Lines; Water Storage Facilities; Water Supply Facilities

Projects may be further prioritized at time of application depending on loan capacity

*DAC = Disadvantaged Community

*Green: C = Categorical, B = Business Case

**Appendix B
Drinking Water Revolving Fund
FY 2016 Project Priority / Fundable List**

Green Project Categories: 1 = Green Infrastructure; 2 = Water Efficiency; 3 = Energy Efficiency; 4 = Environmentally Innovative

Project Number	Pts*	Facility	County	PWS ID#	Pop	Estimated Project Cost	Approved Loan Amount	DAC*	Term (Yrs)	Loan Type	Interest Rate	Green Amount	Green C or B*	Categories 1,2,3, or 4	Project Description
140126D	40	Highland Lakes Water District	Teller	CO0160200	732	\$3,769,000	\$2,000,000	N	30	D	2%				New Water Treatment Facility; Improvement/Expansion of Water Treatment Plant; Consolidation of Water Treatment Facilities; Construction or Rehabilitation of Distribution and/or Transmission Lines; Water Storage Facilities; Water Supply Facilities; Water Meters; Source Water Protection Plan; Green Infrastructure
140127D	40	Hi-Land Acres Water & Sanitation District	Adams	CO101075	420	\$2,000,000		N							New Water Treatment Facility; Improvement/Expansion of Water Treatment Facility; Construction or Rehabilitation of Distribution and/or Transmission Lines; Water Storage Facilities
140155D	40	Larimer County for Hondius Water Users Association	Larimer	CO0235352	160	\$2,550,000									Consolidation of Water Treatment Facilities; Connection to a New or Existing Water Treatment Facility; Construction or Rehabilitation of Distribution and/or Transmission Lines; Water Storage Facilities; Water Supply Facilities; Water Meters
140182D	40	Mount Vernon Country Club Metropolitan District	Jefferson	CO0130090	360	\$2,000,000		N							Improvement/Expansion of Water Treatment Facility; Construction or Rehabilitation of Distribution and/or Transmission Lines; Water Storage Facilities; Water Supply Facilities
150120D	40	Ponderosa Retreat & Conference Center	Douglas	CO0118050	534	\$2,840,000		N							New Water Treatment Facilities; Construction or Rehabilitation of Distribution and/or Transmission Lines; Water Storage Facilities; Water Supply Facilities; Water Meters
140231D	40	Ridgway, Town of	Ouray	CO0146676	900	\$5,150,000		N							Construction or Rehabilitation of Distribution and/or Transmission Lines; Water Storage Facilities; Water Meters; Green Infrastructure
130274D	40	Roxborough Water & Sanitation District	Douglas / Jefferson	CO0118055	8,900	\$1,220,971	\$5,199,125	N	20	L	2.07%				New Water Treatment Facilities; Connect to Existing Facility; Construction or Rehabilitation of Distribution and/or Transmission Lines
050048D-2	40	Stratton, Town of	Kit Carson	CO0132020	650	\$1,307,000	\$1,307,000	Y	30	D	1%	\$757,000	B	2	Improvement / Expansion of Water Treatment Facility; Construction or Rehabilitation of Distribution and/or Transmission Lines; Water Storage Facilities; Water Supply Facilities
140271D	40	Teller County Water & Sanitation District No. 1	Teller	CO160800	680	\$1,255,000		N							Improvement/Expansion of Water Treatment Facility; Construction or Rehabilitation of Distribution and/or Transmission Lines; Water Supply Facilities; Water Meters; Green Infrastructure
140283D	40	W/J Metropolitan District	Pitkin	CO149844	250	\$830,000		N							New Water Treatment Facility; Construction or Rehabilitation of Distribution and/or Transmission Lines
960238D	40	Yampa, Town of	Routt	CO0154900	519	\$2,445,141	\$847,920	Y	NA	D	PF				Improvement / Expansion of Water Treatment Facility; Construction or Rehabilitation of Distribution and/or Transmission Lines; Water Storage Facilities; Source Water Protection Plan Implementation
130110D	35	Evans, City of	Weld	CO0162260	21,000	\$1,500,000	\$1,500,000	N	10	D	0%	\$1,500,000	C	2.00%	Construction or Rehabilitation of Distribution and/or Transmission Lines; Water Meters

Projects maybe further prioritized at time of application depending on loan capacity

*DAC = Disadvantaged Community

*Green: C = Categorical, B = Business Case

**Appendix B
Drinking Water Revolving Fund
FY 2016 Project Priority / Fundable List**

Green Project Categories: 1 = Green Infrastructure; 2 = Water Efficiency; 3 = Energy Efficiency; 4 = Environmentally Innovative

Project Number	Pts*	Facility	County	PWS ID#	Pop	Estimated Project Cost	Approved Loan Amount	DAC*	Term (Yrs)	Loan Type	Interest Rate	Green Amount	Green C or B*	Categories 1,2,3, or 4	Project Description
140125D	35	Hayden, Town of	Routt	CO0040959	1,814	\$2,484,752	\$915,000	N	20	D	2.00%				Improvement/Expansion of Water Treatment Facility; Construction or Rehabilitation of Distribution and/or Transmission Lines; Water Storage Facilities; Source Water Protection Plan; Green Infrastructure
130200D	35	Paonia, Town of	Delta	CO0115601	1,500	\$5,496,820	\$847,920	Y	N/A	D	PF	\$500,000	C	3	Improvement/Expansion of Water Treatment Facility; Water Storage Facilities; Green Infrastructure
130200D	35	Paonia, Town of	Delta	CO0115601	1,500		\$2,148,574	Y	N/A	D	2%				Improvement/Expansion of Water Treatment Facility; Water Storage Facilities; Green Infrastructure
020007D	35	Rifle, City of	Garfield	CO0123676	9,200	\$27,456,400	\$21,858,367	N	20	L	1.86%	\$8,299,500	C	1,2,3,4	New Water Treatment Facility; Improvement / Expansion of Water Treatment Facility; Connect To Existing Facility; Construction or Rehabilitation of Distribution and/or Transmission Lines; Water Storage Facilities; Water Supply Facilities; Water Meters; Green Project
140067D	30	Dillon, Town of	Summit	CO0159035	3,294	\$4,500,000	\$1,800,000	N	20	D	2%				Construction or Rehabilitation of Distribution and/or Transmission Lines; Water Storage Facilities; Water Supply Facilities
140109D	30	Genesee Water & Sanitation District	Jefferson	CO0130035	4,010	\$10,110,000	\$9,790,312	N	20	L	2.17%				New Water Treatment Facility; Construction or Rehabilitation of Distribution and/or Transmission Lines; Water Meters
030042D	30	Monument, Town of	El Paso	CO0121475	2,450	\$24,060,000		N							New Water Treatment Facility; Improvement/Expansion of Water Treatment Facility; Construction or Rehabilitation of Distribution and/or Transmission Lines; Water Storage Facilities; Water Supply Facilities
130212D	30	Rangely, Town of	Rio Blanco	CO0152266	2,200	\$1,500,000	\$1,500,000	N	20	D	2%				Improvement/Expansion of Water Treatment Facility; Construction or Rehabilitation of Distribution and/or Transmission Lines; Water Storage Facilities; Green Infrastructure
150090D	30	Todd Creek Farms Village Metropolitan District No. 1	Adams	CO101075	4,500	\$4,700,000		N							Improvement/Expansion of Water Treatment Facility; Construction or Rehabilitation of Distribution and/or Transmission Lines; Water Storage Facilities
140043D	25	Cherokee Metropolitan District	El Paso	CO0024457	17,850	\$28,400,000		N							New Water Treatment Facility; Construction or Rehabilitation of Distribution and/or Transmission Lines; Water Storage Facilities; Water Supply Facilities
160270D	25	Inverness Water & Sanitation District	Doug & Arap	CO0203012	10,000	\$14,450,000		N							Improvement/Expansion of Water Treatment Facility; Construction or Rehabilitation of Distribution and/or Transmission Lines; Water Storage Facilities; Water Supply Facilities; Water Meters
140164D	25	Longmont, City of	Boulder	CO107485	93,000	\$69,309,500		N							Improvement/Expansion of Water Treatment Facility; Consolidation of Water Treatment Facilities; Construction or Rehabilitation of Distribution and/or Transmission Lines; Water Supply Facilities; Water Meters

Projects maybe further prioritized at time of application depending on loan capacity

*DAC = Disadvantaged Community

*Green: C = Categorical, B = Business Case

Appendix B
Drinking Water Revolving Fund
FY 2016 Project Priority / Fundable List

Green Project Categories: 1 = Green Infrastructure; 2 = Water Efficiency; 3 = Energy Efficiency; 4 = Environmentally Innovative

Project Number	Pts*	Facility	County	PWS ID#	Pop	Estimated Project Cost	Approved Loan Amount	DAC*	Term (Yrs)	Loan Type	Interest Rate	Green Amount	Green C or B*	Categories 1,2,3, or 4	Project Description
140223D	25	Pueblo West Metropolitan District	Pueblo	CO0151650	35,000	\$15,500,000		N							New Water Treatment Facility; Construction or Rehabilitation of Distribution and/or Transmission Lines; Water Storage Facilities; Water Meters; Source Water Protection Plan
010002D	20	Aspen, City of	Pitkin	CO0149122	6,642	\$50,000,000		N							Improvement/Expansion of Water Treatment Facility; Construction or Rehabilitation of Distribution and/or Transmission Lines; Water Storage Facilities; Water Supply Facilities
140193D	20	Northern Douglas County Water & Sanitation District	Douglas	CO0118016	5,500	\$16,000,000		N							Connection to a New or Existing Water Treatment Facility
140297D	20	Woodmen Hills Metropolitan District	El Paso	CO0121930	8,474	\$3,850,000		N							Improvement/Expansion of Water Treatment Facility; Water Storage Facilities; Water Supply Facilities
130003D	15	South Sheridan Water, Sanitary Sewer & Storm Drainage District	Jefferson	CO0130718	2,465	\$1,985,245	\$1,985,245	Y	30	D	1.00%				Construction or Rehabilitation of Distribution and/or Transmission Lines; Water Meters
140085D	10	Estes Park, Town of on behalf of Park Entrance Estate Mutual Pipeline & Water Company	Larimer	CO0135257	12,000	\$1,000,000		N							Connection to a New or Existing Water Treatment Facility; Water Meters
140262D	10	Sterling, City of	Logan	CO0138045	15,000	\$37,000,000		N							Construction or Rehabilitation of Distribution and/or Transmission Lines; Water Storage Facilities; Water Supply Facilities; Water Meters; Source Water Protection Plan
140267D	10	Superior Metropolitan District No. 1	Boulder	CO0107725	12,500	\$7,550,000		N							Improvement/Expansion of Water Treatment Facility; Construction or Rehabilitation of Distribution and/or Transmission Lines
140288D	10	Westminster, City of	Adams/ Jefferson	CO101170	156,000	\$289,260,000		N							Improvement/Expansion of Water Treatment Facility; Construction or Rehabilitation of Distribution and/or Transmission Lines; Water Storage Facilities; Water Supply Facilities; Water Meters; Source Water Protection Plan
Totals:						\$1,314,393,665	\$168,436,425					\$12,371,000			

Projects maybe further prioritized at time of application depending on loan capacity

*DAC = Disadvantaged Community

*Green: C = Categorical, B = Business Case

DRINKING WATER REVOLVING FUND (DWRP) LOAN PROGRAM
2016 INTENDED USE PLAN
APPENDIX C - LOAN SUMMARY REPORT AS OF JUNE 30, 2015

DETAIL OF LOANS FINANCED UNDER THE DWRP PROGRAM									
Borrower	Loan Date	Loan Amount	Loan Term (In Years)	Effective Loan Interest Rate	DW SRF Funds Obligated to Loan (*)	State Match Obligated to Loan (**)	Reloan Funds Obligated to Loan (***)	Loan Type	Notes
Arapahoe Estates WD	10/01/97	\$ 1,048,332.75	20	4.150%	\$ 388,359.00	\$ 98,332.75		LL	
Englewood, City of	10/01/97	15,292,635.61	21	4.140%	5,361,910.00	1,357,635.61		LL	
Fort Collins, City of	10/01/97	10,125,299.77	20	4.120%	3,614,928.00	915,299.77		LL	
Grand Lake, Town of	10/29/97	495,000.00	20	4.500%	394,988.00	100,012.00	-	DL	
Buena Vista, Town of	06/01/98	1,324,119.65	20	4.010%	490,204.00	124,119.65		LL	
Fort Morgan, City of	06/01/98	15,433,355.38	21	4.020%	5,641,214.00	1,428,355.38		LL	
Chatfield South WD	07/13/98	728,500.00	20	4.500%	581,310.00	147,190.00		DL	
Left Hand W&SD	09/11/98	188,700.00	20	4.500%	150,574.00	38,126.00		DL	
Julesburg, Town of	05/01/99	693,000.00	1	4.500%	543,757.00	149,243.00		DL	
Aurora, City of	05/01/99	14,999,898.55	15	3.633%	4,751,500.00	1,024,898.55		LL	
Fort Collins, City of	05/01/99	4,998,394.59	20	3.808%	1,870,165.00	403,394.59		LL	
Glenwood Springs, City of	05/01/99	4,999,017.40	19	3.773%	1,710,790.00	369,017.40		LL	
Grand County W&SD	05/01/99	2,998,566.15	19	3.783%	1,036,468.00	223,566.15		LL	
Greeley, City of	05/01/99	14,999,038.36	20	3.802%	5,280,660.00	1,139,038.36		LL	
Julesburg, Town of	05/01/99	994,599.70	20	3.809%	392,210.00	84,599.70		LL	
Left Hand WD	05/01/99	6,571,538.04	20	3.802%	2,139,722.00	461,538.04		LL	
Thunderbird W&SD	06/01/99	285,000.00	20	4.500%	223,623.00	61,377.00		DL	
La Junta, City of	10/15/99	490,000.00	20	4.500%	384,475.00	105,525.00		DL	
Sedalia W&SD	03/09/00	326,000.00	20	4.500%	255,794.00	70,206.00		DL	
Evergreen MD	04/15/00	5,577,981.71	21	4.390%	1,786,069.00	452,981.71		LL	
Fountain Valley Auth	04/15/00	7,607,966.23	21	4.400%	2,633,735.00	667,966.23		LL	
Limon, Town of	04/15/00	1,440,808.84	21	4.410%	436,910.00	110,808.84		LL	
Pueblo Board of WW	04/15/00	9,558,794.83	23	4.600%	2,499,000.00	633,794.83		LL	
Westminster, City of	04/15/00	14,998,357.36	21	4.400%	4,764,452.00	1,208,357.36		LL	
Springfield, Town of	07/28/00	349,470.76	20	4.500%	274,209.00	75,261.76		DL	
Craig, City of	12/15/00	450,000.00	5	4.000%	353,089.00	96,911.00		DL	
Wellington, City of	11/01/01	1,000,000.00	20	4.000%	716,007.00	283,993.00		DL	
Woodland Park, City of	03/13/02	800,000.00	20	4.000%	597,200.00	202,800.00		DL	
Evergreen MD	04/01/02	2,036,129.62	21	4.000%	764,260.00	181,129.62		LL	
Grand Junction, City of	04/01/02	3,566,521.69	21	4.020%	1,082,370.00	256,521.69		LL	
Idaho Springs, City of	04/01/02	2,339,796.89	21	3.990%	906,316.00	214,796.89		LL	
La Junta, City of	04/01/02	9,812,211.15	21	4.000%	3,300,469.00	782,211.15		LL	
Hayden, Town of	04/30/02	1,000,000.00	20	4.000%			1,000,000.00	DL	
Thunderbird W&SD	08/27/02	343,684.15	20	4.000%			343,684.15	DL	
Dillon, Town of	10/18/02	1,000,000.00	10	4.000%			1,000,000.00	DL	
Basalt, Town of	12/19/02	948,245.63	20	4.000%			948,245.63	DL	
Westwood Lakes WD	05/15/03	500,000.00	20	4.000%			500,000.00	DL	
Fountain Valley Auth	06/01/03	3,221,861.82	22	3.030%	1,463,552.00	346,861.82		LL	
Longmont, City of	06/01/03	14,998,044.44	21	3.110%	6,046,601.00	1,433,044.44		LL	
Lyons, Town of	06/01/03	4,915,599.18	22	3.030%	2,196,621.00	520,599.18		LL	
Florence, City of	11/01/03	12,999,092.97	22	3.510%	5,502,502.00	1,304,092.97		LL	
Oak Creek, Town of	11/18/03	900,688.96	20	4.000%			900,688.96	DL	
Mustang WA	12/08/03	700,000.00	20	4.000%			700,000.00	DL	
Ouray, City of	12/19/03	1,000,000.00	20	4.000%			1,000,000.00	DL	
Swink, Town of	04/20/04	669,000.00	20	3.500%			669,000.00	DL	
Pinewood Springs WD	07/26/04	123,200.00	20	3.500%			123,200.00	DL	
Florence, City of	01/25/05	769,899.33	20	3.500%			769,899.33	DL	
La Jara, Town of	04/20/05	200,000.00	20	0.000%			200,000.00	DC	
Olde Stage WD	06/01/05	100,000.00	20	3.500%			100,000.00	DL	
Victor, City of	06/17/05	283,000.00	10	0.000%			283,000.00	DC	
Log Lane Village, Town of	10/14/05	1,000,000.00	30	1.750%			1,000,000.00	DC	
Bristol W&SD	02/08/06	200,000.00	30	0.000%			200,000.00	DC	
Pritchett, Town of	03/31/06	200,000.00	30	0.000%			200,000.00	DC	
Pinewood Springs WD	04/03/06	752,425.00	20	3.500%			752,425.00	DL	
Craig, City of	04/27/06	6,056,378.40	21	3.650%	2,263,200.00	536,378.40		LL	
Little Thompson WD	04/27/06	6,383,774.04	21	3.650%	2,653,055.01	628,774.04		LL	
Sedgwick, Town of	05/15/06	419,000.00	30	0.000%			419,000.00	DC	
Castle Pines MD	05/25/06	2,000,000.00	20	3.750%			2,000,000.00	DL	
Palisade, Town of	05/26/06	2,000,000.00	30	0.000%	1,526,000.00	474,000.00		DC	
Platte Canyon W&SD sd #1	06/30/06	400,000.00	20	3.750%			400,000.00	DL	
Bethune, Town of	07/18/06	418,000.00	30	0.000%			418,000.00	DC	
Ralston Valley W&SD	08/09/06	1,255,856.78	20	3.750%			1,255,856.78	DL	
Boone, Town of	08/15/06	514,297.00	30	0.000%			514,297.00	DC	
Walden, Town of	09/06/06	898,730.82	25	1.750%			898,730.82	DC	
Alamosa, City of	11/02/06	11,865,062.50	20	3.420%	4,683,808.00	1,110,062.50		LL	
Arapahoe County W&SD	11/02/06	16,049,975.43	15	3.310%	6,223,525.00	1,474,975.43		LL	
Cottonwood W&SD	11/02/06	9,996,005.27	20	3.420%	3,801,710.00	901,005.27		LL	
Palisade, Town of	11/02/06	3,976,045.10	21	3.470%	1,502,300.00	356,045.10		LL	
Castle Pines MD	11/06/06	250,000.00	20	3.750%			250,000.00	DL	

DRINKING WATER REVOLVING FUND (DWRf) LOAN PROGRAM
2016 INTENDED USE PLAN
APPENDIX C - LOAN SUMMARY REPORT AS OF JUNE 30, 2015

DETAIL OF LOANS FINANCED UNDER THE DWRf PROGRAM (Cont'd)									
Borrower	Loan Date	Loan Amount	Loan Term (In Years)	Effective Loan Interest Rate	DW SRF Funds Obligated to Loan (*)	State Match Obligated to Loan (**)	Reloan Funds Obligated to Loan (***)	Loan Type	Notes
Cucharas S&WD	11/29/06	269,000.00	20	3.750%			269,000.00	DL	
Genoa, Town of	12/20/06	175,000.00	30	0.000%			175,000.00	DC	
Ordway, Town of	12/20/06	200,000.00	30	0.000%			200,000.00	DC	
Hillrose, Town of	05/31/07	803,295.82	30	0.000%			803,295.82	DC	
Stratton, Town of	12/20/07	483,000.00	30	1.875%			483,000.00	DC	
Ordway, Town of	12/21/07	114,300.00	30	0.000%			114,300.00	DC	
Las Animas, City of	03/26/08	812,000.00	30	0.000%			812,000.00	DC	
La Veta, Town of	04/11/08	1,134,000.00	30	1.875%			1,134,000.00	DC	
Hotchkiss, Town of	04/23/08	756,653.29	20	0.000%			756,653.29	DC	
Kim, Town of	05/30/08	118,000.00	30	0.000%			118,000.00	DC	
Estes Park, Town of	06/12/08	5,494,410.09	20	3.260%	2,761,224.00	654,410.89		LL	
Pagosa Area W&SD	06/12/08	7,158,869.96	20	3.400%	3,223,080.00	763,869.96		LL	
Platte Canyon W&SD sd #2	07/15/08	415,203.11	20	3.500%			415,203.11	DL	
East Alamosa W&SD	07/24/08	2,000,000.00	30	0.000%			2,000,000.00	DC	
Eckley, Town of	07/30/08	100,000.00	20	0.000%			100,000.00	DC	
Olde Stage WD	10/17/08	150,000.00	20	3.500%			150,000.00	DL	
Paonia, Town of	11/05/08	395,969.23	20	1.750%			395,969.23	DC	
Project 7 WA	11/25/08	10,176,512.03	21	3.820%	5,512,709.00	1,306,512.03		LL	
Stratton, Town of	12/03/08	90,000.00	30	1.750%			90,000.00	DC	
Del Norte, Town of	12/31/08	745,642.43	20	0.000%			745,642.43	DC	
Rye, Town of	03/27/09	561,939.10	30	1.750%			561,939.10	DC	
Creede, City of	04/15/09	1,224,169.14	30	1.750%			1,224,169.14	DC	
Arriba, Town of	05/29/09	505,000.00	30	0.000%			505,000.00	DC	
Nederland, Town of	06/15/09	2,325,276.79	20	2.000%			2,325,276.79	DL	
Rockvale, Town of	07/08/09	295,000.00	30	1.000%			295,000.00	DC	
Lake Durango WA	07/15/09	2,000,000.00	20	2.000%			2,000,000.00	DL	
Palmer Lake, Town of	07/22/09	1,722,787.61	20	2.000%			1,722,787.61	DL	
Bow Mar W&SD	08/06/09	454,913.96	20	2.000%			454,913.96	DL	
Baca Grande W&SD	08/19/09	1,483,750.00	19	2.000%			1,483,750.00	DL	
Siebert, Town of	08/26/09	1,719,500.00	N/A	N/A	1,719,500.00			ARDC	FPF
Arabian Acres MD	08/28/09	287,440.00	N/A	N/A	287,440.00			ARDL	FPF
Kremmling, Town of	08/28/09	2,000,000.00	N/A	N/A	2,000,000.00			ARDL	FPF
Cheyenne Wells, Town of	09/02/09	1,732,517.00	N/A	N/A	1,732,517.00			ARDC	FPF
Hi-Land Acres W&SD	09/02/09	1,200,000.00	N/A	N/A	1,200,000.00			ARDL	FPF
Colorado City MD	09/02/09	1,780,000.00	N/A	N/A	1,780,000.00			ARDC	FPF
Kit Carson, Town of	09/03/09	392,000.00	N/A	N/A	392,000.00			ARDC	FPF
Norwood WC, Town of	09/03/09	540,150.00	N/A	N/A	540,150.00			ARDL	FPF
Rocky Ford, City of	09/04/09	945,337.00	N/A	N/A	945,337.00			ARDC	FPF
Blanca, Town of	09/09/09	50,000.00	N/A	N/A	50,000.00			ARDC	FPF
Hot Sulphur Springs, Town of	09/02/09	3,300,000.00	20	0.000%	3,300,000.00			ARDL	PPF
Divide MPC MD #1	09/04/09	145,930.00	20	0.000%	145,930.00			ARDL	
Fraser, Town of	09/17/09	652,255.00	N/A	N/A	652,255.00			ARDL	FPF
Brighton, City of	09/17/09	1,044,000.00	N/A	N/A	1,044,000.00			ARDL	FPF
Georgetown, Town of	09/22/09	3,340,000.00	20	0.000%	3,340,000.00			ARDL	PPF
La Junta, City of	09/24/09	1,830,000.00	20	0.000%	1,830,000.00			ARDL	
Manitou Springs, City of	09/28/09	1,486,026.00	20	0.000%	1,486,026.00			ARDL	PPF
Manitou Springs, City of	09/29/09	880,749.00	20	0.000%	880,749.00			ARDL	PPF
Manitou Springs, City of	09/30/09	1,486,026.00	20	0.000%	1,486,026.00			ARDL	PPF
Florence, City of	10/07/09	2,000,000.00	20	0.000%	2,000,000.00			ARDC	
Ridgway, Town of	10/19/09	450,000.00	20	0.000%	450,000.00			ARDL	
Gateway MD	12/17/09	576,575.00	20	0.000%	576,575.00			ARDL	
Lamar, City of	12/17/09	3,952,375.00	20	0.000%	3,952,375.00			ARDL	
Lamar, City of	12/17/09	1,064,870.68	20	2.500%	1,064,870.68			DL	(A)
Ophir, Town of	12/18/09	500,000.00	20	0.000%	500,000.00			ARDL	
Grand Junction, City of	02/02/10	3,783,923.43	20	2.500%	3,783,923.43			DL	(A)
Cortez, City of	02/18/10	447,118.85	20	2.000%		447,118.85		DL	(B)
Pine Drive WD	04/29/10	241,154.00	20	2.000%		241,154.00		DL	(B)
Colorado Springs, City of	04/29/10	8,600,000.00	20	2.500%	7,316,229.20	1,283,770.80		DL	(D)
Crested Butte South MD	07/20/10	1,000,000.00	20	2.000%		1,000,000.00		DL	(B)
Orchard City, Town of	07/28/10	2,000,000.00	N/A	N/A	2,000,000.00			DC	FPF (A)
Hotchkiss, Town of	07/30/10	775,000.00	N/A	N/A	702,551.09	72,448.91		DC	FPF (D)
Sawpit, Town of	08/03/10	100,000.00	N/A	N/A	100,000.00			DC	FPF (A)
Holly, Town of	08/17/10	103,392.00	N/A	N/A	103,392.00			DC	FPF (A)
Kit Carson, Town of	08/18/10	379,125.00	N/A	N/A	379,125.00			DC	FPF (A)
Paonia, Town of	08/26/10	285,880.00	N/A	N/A	285,880.00			DC	FPF (A)
Divide MPC MD #1	10/19/10	139,580.00	20	2.000%		139,580.00		DL	(B)
BMR MD	10/22/10	1,034,840.00	20	2.000%		1,034,840.00		DL	(B)
Tree Haus MD	11/03/10	942,184.61	20	2.000%		877,250.82	64,933.79	DL	(C)
Teller County W&SD #1	11/10/10	1,718,000.00	20	2.000%		1,235,197.96	482,802.04	DL	(C)

DRINKING WATER REVOLVING FUND (DWRF) LOAN PROGRAM
2016 INTENDED USE PLAN
APPENDIX C - LOAN SUMMARY REPORT AS OF JUNE 30, 2015

DETAIL OF LOANS FINANCED UNDER THE DWRF PROGRAM (Cont'd)									
Borrower	Loan Date	Loan Amount	Loan Term (In Years)	Effective Loan Interest Rate	DW SRF Funds Obligated to Loan (*)	State Match Obligated to Loan (**)	Reloan Funds Obligated to Loan (***)	Loan Type	Notes
Swink, Town of	11/10/10	547,137.69	30	1.000%	469,819.01	77,318.68		DC	PPF (D)
Two Buttes, Town of	11/19/10	1,291,500.00	N/A	N/A	1,291,500.00			DC	FPF (A)
Rocky Ford, City of	12/13/10	2,000,000.00	N/A	N/A	1,998,892.78	1,107.22		DC	FPF (D)
Manassa, Town of	01/31/11	492,900.00	30	0.000%		492,900.00		DC	(B)
Sterling, City of	03/30/11	28,558,845.11	21	2.500%	15,881,203.00	3,763,845.11		LL	
Alma, Town of	04/27/11	435,563.99	20	2.000%		420,310.52	15,253.47	DL	(C)
Georgetown, Town of	05/19/11	734,164.88	20	2.000%		81,096.46	653,068.42	DL	(C)
Mountain W&SD	07/13/11	1,000,000.00	20	0.000%			1,000,000.00	DL	gr
El Rancho Florida MD	07/25/11	1,400,000.00	20	2.000%			1,400,000.00	DL	
Rico, Town of	08/10/11	1,522,210.27	N/A	N/A	1,494,751.02	27,459.25		DC	FPF (D)
Mesa W&SD	08/12/11	200,000.00	30	1.086%		200,000.00		DC	PPF (B)
Grover, Town of	08/19/11	518,000.00	N/A	N/A	518,000.00			DC	FPF (A)
La Jara, Town of	09/09/11	722,441.78	N/A	N/A	721,081.78	1,360.00		DC	FPF (D)
Monte Vista, City of	10/12/11	348,206.93	30	0.000%		348,206.93		DC	(B)
Blanca, Town of	10/14/11	485,493.44	30	0.000%	485,493.44			DC	PPF (A)
Nunn, Town of	12/09/11	2,424,000.00	30	1.000%	2,253,689.53	170,310.47		DC	PPF (D)
Salida, City of	12/21/11	545,000.00	20	0.000%		396,272.86	148,727.14	DL	(C)
Crested Butte, Town of	02/29/12	400,000.00	20	2.000%		400,000.00		DL	(B)
Navajo Western WD	05/03/12	1,011,099.31	30	0.000%			906,145.29	DC	(C)
Forest View Acres WD	06/15/12	2,000,000.00	20	0.000%			2,000,000.00	DL	
Rifle, City of	08/14/12	21,858,366.57	20	1.860%	16,406,610.00	3,888,366.57		LL	
Rifle, City of	08/14/12	2,000,000.00	20	0.000%			2,000,000.00	DL	
Louviers W&SD	10/19/12	1,139,650.00	30	0.000%	973,974.67	165,675.33		DC	PPF (D)
Merino, Town of	11/07/12	1,110,000.00	30	1.000%		29,113.90	1,080,886.10	DC	PPF (C)
Crowley, Town of	11/19/12	100,000.00	30	0.000%			100,000.00	DC	
Elbert W&SD	11/21/12	497,000.00	N/A	N/A	408,187.83	88,812.17		DC	FPF (D)
Rye, Town of	12/03/12	107,476.00	N/A	N/A	96,728.40	10,747.60		DC	FPF (D)
Huerfano County Gardner W&S PID	12/05/12	593,000.00	N/A	N/A	469,079.30	123,920.70		DC	FPF (D)
Cucharas S&WD	12/20/12	87,000.00	20	2.000%		69,460.97	17,539.03	DL	(C)
Vilas, Town of	01/31/13	655,000.00	N/A	N/A	514,413.32	140,586.68		DC	FPF (D)
Vona, Town of	01/31/13	182,000.00	N/A	N/A	152,778.93	29,221.07		DC	FPF (D)
Crested Butte South MD	02/20/13	500,000.00	20	2.000%		419,389.71	80,610.29	DL	(C)
Timbers W&SD	03/07/13	350,000.00	20	0.000%		249,494.50	100,505.50	DL	gr (C)
South Sheridan WSS&SDD	06/28/13	1,985,245.00	30	1.000%	1,525,937.29	459,307.71		DC	(D)
Evans, City of	08/12/13	1,500,000.00	10	0.000%	1,152,898.88	347,101.12		DL	(D)
Stratton, Town of	08/30/13	919,000.00	30	0.000%		71,205.75	847,794.25	DC	gr (C)
Rangely, Town of	10/02/13	1,500,000.00	20	2.000%	913,573.86	586,426.14		DL	(D)
Coal Creek, Town of	11/08/13	350,000.00	20	0.000%		60,003.51	289,996.49	DL	(C)
Larkspur, Town of	01/17/14	2,847,920.00	30	0.000%	2,206,365.44	641,554.56		DC	PPF
Yampa, Town of	05/06/14	1,370,241.00	30	1.000%			1,370,241.00	DC	PPF
Williamsburg, Town of	05/09/14	826,000.00	30	1.000%			826,000.00	DC	
Kim, Town of	05/16/14	241,500.00	N/A	N/A	186,667.61	54,832.39		DC	FPF
Clifton WD	05/29/14	13,948,507.40	21	1.890%	8,432,204.06	2,316,303.34		LL	
Left Hand WD	05/29/14	29,900,336.00	20	1.980%	17,851,522.00	4,903,814.00		LL	
Paonia, Town of	05/29/14	2,996,494.15	21	2.080%	1,727,072.16	474,421.99		LL	
Paonia, Town of	05/29/14	847,920.00	N/A	N/A	663,376.60	184,543.40		DC	FPF
Granby, Town of	06/11/14	741,524.00	N/A	N/A	577,990.81	163,533.19		DC	FPF
Empire, Town of	06/13/14	847,920.00	N/A	N/A	661,257.18	186,662.82		DC	FPF
Florissant W&SD	06/24/14	847,920.00	N/A	N/A	661,395.58	186,524.42		DC	FPF
Larimer County LID 2013-3 (FC)	06/30/14	314,505.00	20	2.000%	244,964.67	69,540.33		DL	
Hayden, Town of (DL#2)	07/09/14	915,000.00	20	2.000%	714,755.23	200,244.77		DL	
La Plata County Palo Verde PID #3	08/08/14	272,500.00	20	2.000%	213,776.25	58,723.75		DL	
Shadow Mountain Village LID	10/28/14	599,427.00	N/A	N/A			599,427.00	DC	FPF
Manzanola, Town of	10/29/14	682,000.00	N/A	N/A	531,589.46	150,410.54		DC	FPF
Castle Pines MD (DL#3)	10/30/14	1,800,000.00	20	2.000%	1,401,300.00	398,700.00		DL	
Costilla County Garcia DWS	11/07/14	270,293.00	N/A	N/A	210,444.10	59,848.90		DC	FPF
Wiley, Town of	11/07/14	207,000.00	N/A	N/A	161,366.28	45,633.72		DC	FPF
Edgewater, City of	01/15/15	2,000,000.00	20	2.000%	1,557,000.00	443,000.00		DL	
Center, Town of	01/27/15	1,103,000.00	30	0.000%				DC	(E)
Antonito, Town of	02/20/15	3,400,000.00	30	0.000%	200,506.19	55,078.50		DC	PPF (E)
Dillon, Town of (DL#2)	03/16/15	1,800,000.00	20	2.000%				DL	(E)
Spring Canyon W&SD	04/15/15	2,200,000.00	20	2.000%				DL	(E)
Denver Southeast Suburban W&SD	04/23/15	14,250,066.00	21	2.068%				LL	(E)
Genesee W&SD	04/23/15	9,790,312.00	20	2.174%				LL	(E)
Roxborough W&SD (Plum Valley Heights)	04/23/15	5,199,125.00	21	2.073%				LL	(E)
Columbine Lake WD	04/29/15	690,000.00	20	2.000%	37,632.71	10,337.60		DL	(E)
Yampa Valley Housing Auth (Fish Creek)	06/01/15	729,891.00	30	0.000%				DC	PPF (E)
Highland Lakes WD	06/17/15	2,000,000.00	20	2.000%				DL	(E)

DRINKING WATER REVOLVING FUND (DWRf) LOAN PROGRAM
2016 INTENDED USE PLAN
APPENDIX C - LOAN SUMMARY REPORT AS OF JUNE 30, 2015

SUMMARY OF DW SRF LOANS MADE BY TYPE OF LOAN						
Loan Type	Number of Loans Financed	Total Amount of Financing Assistance-Loans	Total DW SRF Funds Obligated (*)	Total State Match Funds Obligated (**)	Reloan Funds Obligated to Loan (***)	
DIRECT LOANS (DC)	71	\$ 54,704,310	\$ 24,532,235	\$ 4,817,279	\$ 20,377,489	
DIRECT LOANS (DL)	69	71,105,008	22,875,951	11,799,659	29,787,367	
LEVERAGED LOANS (LL)	42	390,517,048	158,984,209	38,821,747	-	
ARRA (DC)	7	8,619,354	8,619,354	-	-	
ARRA (DL)	17	23,671,526	23,671,526	-	-	
TOTAL FOR PROGRAM	206	\$ 548,617,246	\$ 238,683,275	\$ 55,438,685	\$ 50,164,856	

STATE DIRECT LOAN PROGRAM					
Borrower	Loan Date	Amount of Loan	Loan Term	Loan Rate	
Idledale W&SD	07/10/95	\$250,000	20 YEARS	4.500%	
Fairplay, Town of	08/01/95	250,000	20 YEARS	4.500%	
Minturn, Town of	08/11/95	300,000	20 YEARS	4.500%	
Empire, Town of	08/24/95	331,432	20 YEARS	4.500%	
Elizabeth, Town of	10/01/95	500,000	20 YEARS	4.500%	
Lake Creek MD	01/12/96	500,000	20 YEARS	4.500%	
Fraser, Town of	04/15/96	200,000	5 YEARS	4.500%	
Baca Grande, W&SD	02/01/96	500,000	10 YEARS	4.500%	
Firestone, Town of	06/13/96	95,000	10 YEARS	4.500%	
Nunn, Town of	08/12/96	330,260	20 YEARS	4.500%	
Lochbuie, Town of	08/28/96	351,889	20 YEARS	4.500%	
Lyons, Town of	08/19/96	500,000	21 YEARS	4.500%	
Bayfield, Town of	11/15/96	350,000	20 YEARS	4.500%	
Fairplay, Town of	07/30/97	200,000	20 YEARS	4.500%	
Idaho Springs, Town of	10/15/97	500,000	20 YEARS	4.500%	
Westlake W&SD	08/19/97	250,000	20 YEARS	4.500%	
Redstone W&SD	12/01/97	410,000	20 YEARS	4.500%	
TOTAL STATE DIRECT LOANS FUNDED		\$5,818,581			
NUMBER OF NON-SRF DIRECT LOANS FUNDED:		17			

Explanation of Drinking Water (DW) State Revolving Fund (SRF) Loan Funding and/or Subsidization Sources

(*) DW SRF Funds = Drinking Water State Revolving Fund - Received from EPA Capitalization Grant Awards

(**) State Match Funds = (Required 20% match for Each Dollar Received From EPA Grants from State Funds) - Provided Mainly from Authority Funds

(***) Reloan Monies = Recycled DW SRF funds - No State Match Required

Comments / Notes:

(A) Loan funded with 100% Federal grant funds. 20% State match deposited directly to Drinking Water SRF Reloan Account when loan funded.

(B) Loan funded entirely with State Match Reloan (this is the state match that was deposited directly to Drinking Water SRF Reloan Account when 100% grant funded loan is executed. -see comment A)

(C) Loans with split funding from Direct Deposited State Match and Other Sources on Deposit in DW SRF Reloan

(D) Loan was 100% federal grant funded at closing but balance of undrawn funds was converted to proportionality beginning March, 2014.

(E) Open-source funded loan - Payments of project draws may be paid from grant and state match and/ or reloan. Total sources of funding will not be know until project is completed. Until then, amounts shown reflect total amount of grant/state match / reloan (excludes bond proceeds) drawn on the project and may not equal total loan amount .

For some grant/state match-obligated funded loans, total funding sources (DW SRF funds and State Match obligated) may change from one report to the next as the proportionality rate changes. Final total SRF funds and State Match fund obligated to the loan will not be known until all draws are completed.

Type of Loan:

ARDC = American Recovery & Reinvestment Act (ARRA) Disadvantaged Community Direct Loan - Funded from ARRA funds; state match not required.

ARDL = American Recovery & Reinvestment Act (ARRA) Direct Loan - Funded from ARRA funds; state match not required.

DC = Disadvantaged Community Loans

DL = Direct Loan - Funded from available sources: (1) Authority state funds, (2) Grant Funds or (3) Drinking Water SRF Reloan funds.

FPF = Borrower received 100% principal forgiveness when loan executed.

gr = Borrower project qualified as having "green" component, as defined by the EPA; loan financed at a reduced or zero interest rate.

LL = Leveraged Loan - Funded from bond proceeds

PPF = Borrower received partial principal forgiveness when loan executed.

Borrower Abbreviations Clarification:

DWS = Domestic Water System

MD = Metropolitan District

PID = Public Improvement District

sd = Sub-district

W&SD = Water and Sanitation District

WA = Water Authority

WC = Water Commission

WD = Water District

WSS&SSD = Water, Sanitation, Sewer & Storm Drainage District

WW = Water Works

DRINKING WATER REVOLVING FUND (DWRF)
2016 INTENDED USE PLAN
APPENDIX D - SET-ASIDE ACTIVITY
From Inception through June 30, 2015

SET - ASIDE ACTIVITY

Set-Aside	Set Aside Allocation from Grants Through June 30, 2015	Set Aside Allocations from the 2009 ARRA**	Set Aside Funds Transferred (To)/From Loan Fund or Other Set Asides	Set Aside Funds Expended Through June 30, 2015	Balance available	Anticipated Set Aside Allocations from the 2016 Grant *	Total Funds Available for State Fiscal Year 2016	Set Aside Reserved Through 2015	Set Aside Reserved Future Allotments	Total Set-Aside Reserved
Grant Administration	\$10,858,264	\$1,374,080		(\$10,364,228)	\$1,868,116	\$620,000	\$2,488,116	\$0	\$0	\$0
State Program:										
> PWS Supervision	20,130,028	0		(15,888,232)	4,241,796	1,550,000	5,791,796	0	0	0
> Source Water Protection	0	0		0	0		0	0	0	0
> Capacity Development	0	0		0	0		0	0	0	0
> Operator Certification	0	0		0	0		0	0	0	0
Small System Tech. Asst.	5,429,132	687,040	(281,532)	(5,214,695)	619,945	310,000	929,945	0	0	0
Local Assistance:										
> Loan Assistance for SWP	0	0		0	0		0	0	0	0
> Capacity Development	23,491,041	0	(970,860)	(17,960,257)	4,559,924	1,550,000	6,109,924	0	0	0
> Source Water Assessment	1,678,410	0	(18,345)	(1,660,065)	0		0	0	0	0
> Wellhead Protection	11,533,717	0		(8,298,539)	3,235,178	775,000	4,010,178	0	0	0
In-kind Services	0	0	150,000	(150,000)	0	0	0			
TOTALS	\$73,120,592	\$2,061,120	(\$1,120,737)	(\$59,536,016)	\$14,524,959	\$4,805,000	\$19,329,959	\$0	\$0	\$0

DRINKING WATER REVOLVING FUND (DWRF) LOAN PROGRAM
2016 INTENDED USE PLAN (IUP)
APPENDIX E - FUNDS AVAILABLE TO THE DWRF LOAN PROGRAM

SOURCES	Cumulative Total	Projected	Projected	Cumulative
	from Inception Through June 30, 2015	For Time Period July 1, 2015 - December 31, 2015	For Time Period January 1, 2016 - December 31, 2016	Total Through December 31, 2016
Federal capitalization grants	\$ 271,456,600	\$ (101,000)	\$ 15,500,000	\$ 286,855,600
Other Drinking Water SRF funding sources				
ARRA capitalization grant (2009)	34,352,000	-	-	34,352,000
Plus/(less): set-asides allocation / adjustments	(74,060,975)	31,310	(4,805,000)	(78,834,665)
State match:				
Appropriation/agency cash - committed	54,291,320	-	3,100,000	57,391,320
Agency cash for CWSRF transfer	-	-	-	-
Drinking Water bonds proceeds	302,570,000	-	8,924,988	311,494,988
Premium from refunding bonds	6,825,661	-	-	6,825,661
Less: bond proceeds used for cost of issuance	(4,675,300)	-	(229,701)	(4,905,001)
Plus /(less) additional principal from DW refundings	(230,000)	-	-	(230,000)
Leveraged loans repayments:				
Principal (1)	138,115,595	7,566,250	15,402,500	161,084,345
Interest	59,985,925	1,787,775	3,290,323	65,064,023
Principal (2) (state match)	13,405,598	948,202	1,917,364	16,271,164
Principal (3) (Equity)	484,805	484,744	1,664,069	2,633,618
Direct loans repayments:				
Principal	25,862,346	2,232,343	4,882,549	32,977,238
Interest	3,657,161	98,192	193,480	3,948,833
Federal funds deallocation (from DSRF)	44,004,737	11,404,325	3,102,401	58,511,463
Release of reloan funds from DSRF	-	-	-	-
Other funds deposited to the DWRF	3,112,974	1,173,239	-	4,286,213
Interest income on Investments	52,347,155	927,912	2,068,399	55,343,466
Transfer (to)/from Clean Water SRF grant program	-	-	-	-
TOTAL SOURCES	931,505,602	26,553,292	55,011,372	1,013,070,266
USES				
Loans executed:				
Base program - direct loans	99,700,318	8,000,000	7,000,000	114,700,318
Base program - direct loans with additional subsidy	26,109,000	2,000,000	5,000,000	33,109,000
ARRA - direct Loans	19,947,680	-	-	19,947,680
ARRA - direct loans with additional subsidy	12,343,200	-	-	12,343,200
Base program - leveraged loans	390,517,048	-	34,000,000	424,517,048
Grant funds committed to leveraged loans (for DSRF)	130,973,411	-	-	130,973,411
Less: DSRF funds used to call/defeasance bonds	(23,937,775)	-	-	(23,937,775)
Refunding bond proceeds deposited to DSRF	4,026,185	-	-	4,026,185
Reloan funds used for DSRF (separate from loan)	1,646,900	-	743,432	2,390,332
Leveraging bond debt service				
Principal	149,205,000	10,200,000	12,515,000	171,920,000
Interest	113,374,153	3,121,754	5,813,953	122,309,860
Accumulated investment interest and loan repayments				
held / (used) for future debt service /deallocation	8,512,007	(8,522,336)	407,345	397,016
Funds available / (provided) for new loans	(911,525)	11,753,874	(10,468,358)	373,991
TOTAL USES	\$ 931,505,602	\$ 26,553,292	\$ 55,011,372	\$ 1,013,070,266

* All amounts for this schedule are cash basis and the direct and leveraged loan amounts in the 2015/2016 Uses section reflect the approximate loan capacity for the year.

DRINKING WATER REVOLVING FUND (DWRP) LOAN PROGRAM
2016 INTENDED USE PLAN
APPENDIX F - ADMINISTRATIVE FEE ACCOUNT

Administrative Fee Account Activity from Inception through June 30, 2015 *								Estimated Activity *	
	For Year Ending December 31,					as of	TOTAL	07/01/2015-	Fiscal Year
	Inception-2010	2011	2012	2013	2014	June 30, 2015		12/31/2015	2016
Sources:									
Loan Fees	\$ 19,283,343	\$ 2,944,322	\$ 3,119,477	\$ 3,302,632	\$ 3,450,401	\$ 1,797,874	\$ 33,898,049	\$ 1,975,000	\$ 4,150,000
Grant Income	5,603,688	873,535	1,023,474	1,487,825	1,375,705	-	10,364,227	1,810,000	675,000
Investment Interest	925,694	8,985	21,148	16,270	16,805	9,748	998,650	9,000	17,000
Transfers from WPCRF (b)	523,286	181,176	176,716	118,821	-	-	999,999	130,000	200,000
Other (a)	391,011	-	-	-	4,869	3,039	398,919	3,000	3,000
Total Sources	26,727,022	4,008,018	4,340,815	4,925,548	4,847,780	1,810,661	46,659,844	3,927,000	5,045,000
Uses:									
Grant Admin. Expenses	(13,941,842)	(1,660,050)	(1,759,416)	(1,875,080)	(1,747,338)	-	(20,983,726)	(2,241,000)	(2,282,000)
Other Program Grants (c)	(553,460)	(171,940)	(266,354)	(139,487)	(283,069)	-	(1,414,310)	(180,000)	(200,000)
State Match Provided/Repaid	(5,304,176)	-	-	-	(1,500,000)	-	(6,804,176)	(3,000,000)	(5,000,000)
Other (d)	-	(192,044)	(354,174)	(334,088)	(313,315)	(30,539)	(1,224,160)	(760,000)	(100,000)
Total Uses	(19,799,478)	(2,024,034)	(2,379,944)	(2,348,655)	(3,843,722)	(30,539)	(30,426,372)	(6,181,000)	(7,582,000)
Net cash flows for year	6,927,544	1,983,984	1,960,871	2,576,893	1,004,058	1,780,122		(2,254,000)	(2,537,000)
Previous year-end balance	-	6,927,544	8,911,528	10,872,399	13,449,292	14,453,350		16,233,472	13,979,472
Balance	\$ 6,927,544	\$ 8,911,528	\$ 10,872,399	\$ 13,449,292	\$ 14,453,350	\$ 16,233,472		\$ 13,979,472	\$ 11,442,472

* Cash Basis

(a) Major other sources include: Transfers from State Funded Direct Loan Program's Administrative Fee Account and from the Drinking Water Funding Account to cover administrative costs incurred at the beginning of the SRF program and advanced admin fee received at the closing of the issuance of the 2004AR refunding bonds to cover the cost of current and future administration of refunding bond issues. Beginning in 2014, this line item also includes investment income from certain preconstruction accounts.

(b) Beginning in 2008, certain DWRP grant administrative costs incurred by the Authority are being paid from funds transferred from the WPCRF administrative fee account.

(c) Other Program Grants include payments made to recipients of: (1) Planning & Design grants, (2) Flood Assistance grants (beginning in 2014).

(d) Beginning in September 2011, administrative fee account funds are being used to pay bond debt service due to a shortage in investment interest income subsequent to the early termination of the associated repurchase agreement. In 2015, funds will be transferred from the administrative fee account to the DWRP to call remaining unrefunded 2000A bonds.

Attachment 3

Audited Financial Statements and Single Audit Reports December 31, 2015

**Colorado Water Resources
and Power Development Authority**
(A Component Unit of the State of Colorado)

Independent Auditor's Report, Management's Discussion and Analysis,
Financial Statements and Single Audit Reports

December 31, 2015

**Colorado Water Resources
and Power Development Authority
(A Component Unit of the State of Colorado)
December 31, 2015**

Table of Contents

Independent Auditor’s Report	1
Management’s Discussion and Analysis (Unaudited)	5
Basic Financial Statements	
Statement of Net Position	26
Statement of Revenues, Expenses and Changes in Net Position.....	27
Statement of Cash Flows	28
Notes to Financial Statements	31
Required Supplementary Information	
Schedule of the Authority’s Proportionate Share of the Net Pension Liability (PERA – SDTF)	66
Schedule of the Authority’s Contributions (PERA – SDTF)	67
Supplementary Information	
Regulatory Basis Combining Schedule of Net Position – Water Pollution Control Fund	71
Regulatory Basis Combining Schedule of Revenues, Expenses and Changes in Net Position – Water Pollution Control Fund.....	72
Notes to the Regulatory Basis of the Combining Schedule of Net Position and the Combining Schedule of Revenues, Expenses and Changes in Net Position – Water Pollution Control Fund	73
Regulatory Basis Combining Schedule of Net Position – Drinking Water Fund.....	74
Regulatory Basis Combining Schedule of Revenues, Expenses and Changes in Net Position – Drinking Water Fund	75
Notes to the Regulatory Basis of the Combining Schedule of Net Position and the Combining Schedule of Revenues, Expenses and Changes in Net Position – Drinking Water Fund.....	76
Schedule of Revenues, Expenditures and Changes in Funds Available – Actual (Non-GAAP Budgetary Basis) and Budget – Water Operations Fund	77
Reconciliation and Note of Non-GAAP Budgetary Basis (Actual) to Statement of Revenues, Expenses and Changes in Net Position – Water Operations Fund	79

(continued)

**Colorado Water Resources
and Power Development Authority
(A Component Unit of the State of Colorado)
December 31, 2015**

Table of Contents - continued

Schedule of Revenues, Expenses and Changes in Funds Available – Actual (Non-GAAP Budgetary Basis) and Budget – Water Pollution Control Fund	80
Reconciliation and Note of Non-GAAP Budgetary Basis (Actual) to Statement of Revenues, Expenses and Changes in Net Position – Water Pollution Control Fund	81
Schedule of Revenues, Expenses and Changes in Funds Available – Actual (Non-GAAP Budgetary Basis) and Budget – Drinking Water Fund.....	82
Reconciliation and Note of Non-GAAP Budgetary Basis (Actual) to Statement of Revenues, Expenses and Changes in Net Position – Drinking Water Fund.....	83
Schedule of Project Costs Payable – By Borrower	84
Schedule of Loans Receivable – By Borrower.....	87
Schedule of Bonds Payable – By Issue	98
Schedule of Cash, Cash Equivalents and Investments Held by Trustees – By Investment Type	106
Schedule of Cash, Cash Equivalents and Investments Held by Trustees – By Account Type.....	108

Reports Required by Uniform Guidance

Independent Auditor’s Report on Internal Control Over Financial Reporting and on Compliance and Other Matters Based on an Audit of the Financial Statements Performed in Accordance with <i>Government Auditing Standards</i>	111
Independent Auditor’s Report on Compliance for Each Major Federal Program and Report on Internal Control Over Compliance	113
Schedule of Expenditures of Federal Awards	115
Notes to Schedule of Expenditures of Federal Awards	116
Schedule of Findings and Questioned Costs	118
Summary Schedule of Prior Audit Findings.....	120

Independent Auditor's Report

Board of Directors
Colorado Water Resources and
Power Development Authority
Denver, Colorado

Report on the Financial Statements

We have audited the accompanying financial statements of each major fund of Colorado Water Resources and Power Development Authority (the Authority), a component unit of the State of Colorado, as of and for the year ended December 31, 2015, and the related notes to the financial statements, which collectively comprise the Authority's basic financial statements listed in the table of contents.

Management's Responsibility for the Financial Statements

Management is responsible for the preparation and fair presentation of these financial statements in accordance with accounting principles generally accepted in the United States of America; this includes the design, implementation and maintenance of internal control relevant to the preparation and fair presentation of financial statements that are free from material misstatement, whether due to fraud or error.

Auditor's Responsibility

Our responsibility is to express opinions on these financial statements based on our audit. We conducted our audit in accordance with auditing standards generally accepted in the United States of America and the standards applicable to financial audits contained in *Government Auditing Standards*, issued by the Comptroller General of the United States. Those standards require that we plan and perform the audit to obtain reasonable assurance about whether the financial statements are free from material misstatement.

An audit involves performing procedures to obtain audit evidence about the amounts and disclosures in the financial statements. The procedures selected depend on the auditor's judgment, including the assessment of the risks of material misstatement of the financial statements, whether due to fraud or error. In making those risk assessments, the auditor considers internal control relevant to the entity's preparation and fair presentation of the financial statements in order to design audit procedures that are appropriate in the circumstances, but not for the purpose of expressing an opinion on the effectiveness of the entity's internal control. Accordingly, we express no such opinion. An audit also includes evaluating the appropriateness of accounting policies used and the reasonableness of significant accounting estimates made by management, as well as evaluating the overall presentation of the financial statements.

Board of Directors
Colorado Water Resources and
Power Development Authority

We believe that the audit evidence we have obtained is sufficient and appropriate to provide a basis for our audit opinions.

Opinions

In our opinion, the financial statements referred to above present fairly, in all material respects, the respective financial position of each major fund of the Authority as of December 31, 2015, and the respective changes in financial position and cash flows thereof for the year then ended in accordance with accounting principles generally accepted in the United States of America.

Emphasis of Matter

As discussed in Note 16 to the financial statements, in 2015, the Authority adopted new accounting guidance, Governmental Accounting Standards Board Statement No. 68, *Accounting and Financial Reporting for Pensions – an amendment of GASB Statement No. 27* and Governmental Accounting Standards Board Statement No. 71, *Pension Transition for Contributions Made Subsequent to the Measurement Date*. Our opinions are not modified with respect to this matter.

Other Matters

Required Supplementary Information

Accounting principles generally accepted in the United States of America require that the management's discussion and analysis and pension information listed in the table of contents be presented to supplement the basic financial statements. Such information, although not part of the basic financial statements, is required by the Governmental Accounting Standards Board, who considers it to be an essential part of financial reporting for placing the basic financial statements in an appropriate operational, economic or historical context. We have applied certain limited procedures to the required supplementary information in accordance with auditing standards generally accepted in the United States of America, which consisted of inquiries of management about the methods of preparing the information and comparing the information for consistency with management's responses to our inquiries, the basic financial statements and other knowledge we obtained during our audit of the basic financial statements. We do not express an opinion or provide any assurance on the information because the limited procedures do not provide us with sufficient evidence to express an opinion or provide any assurance.

Supplementary Information

Our audit was conducted for the purpose of forming opinions on the financial statements that collectively comprise the Authority's basic financial statements. The accompanying supplementary information, including the schedule of expenditures of federal awards required by Title 2 U.S. *Code of Federal Regulations* Part 200, *Uniform Administrative Requirements, Cost Principles, and Audit Requirements for Federal Awards*, as listed in the table of contents, is presented for purposes of additional analysis and is not a required part of the basic financial statements. Such information is the responsibility of management and was derived from and relates directly to the underlying accounting and other records used to prepare the basic financial statements. The information has been subjected to the auditing procedures applied in the audit of the basic financial statements and certain additional procedures, including comparing and reconciling such information directly to the underlying accounting and other records used to prepare the basic financial statements or to the basic financial statements themselves, and

Board of Directors
Colorado Water Resources and
Power Development Authority

other additional procedures in accordance with auditing standards generally accepted in the United States of America. In our opinion, the information is fairly stated in all material respects in relation to the basic financial statements as a whole.

Other Reporting Required by *Government Auditing Standards*

In accordance with *Government Auditing Standards*, we have also issued our report dated April 12, 2016, on our consideration of the Authority's internal control over financial reporting and our tests of its compliance with certain provisions of laws, regulations, contracts and grant agreements and other matters. The purpose of that report is to describe the scope of our testing of internal control over financial reporting and compliance and the results of that testing, and not to provide an opinion on the internal control over financial reporting or on compliance. That report is an integral part of an audit performed in accordance with *Government Auditing Standards* in considering the Authority's internal control over financial reporting and compliance.

BKD, LLP

Denver, Colorado
April 12, 2016

THIS PAGE LEFT BLANK INTENTIONALLY

Colorado Water Resources and Power Development Authority
(A Component Unit of the State of Colorado)

Management's Discussion and Analysis (Unaudited)
Year ended December 31, 2015

As management of the Colorado Water Resources and Power Development Authority (the Authority), we offer readers of the Authority's financial statements this narrative overview and analysis of the financial activities of the Authority for the year ended December 31, 2015. Comparative information from the previously issued financial statements for the year ended December 31, 2014 has also been included. The financial information included in this discussion for years prior to December 31, 2015 has not been restated for the implementation of Governmental Accounting Standards Board (GASB) Statement No. 68 and GASB Statement No. 71 as it is impractical to do so.

2015 Financial Highlights

- Combined total net position of the Authority totaled \$672.3 million. The \$41.7 million increase in combined total net position was mainly the result of capitalization grant revenue received from the United States Environmental Protection Agency (EPA) totaling \$44.2 million.
- Total loans receivable decreased \$66.6 million. The Authority executed 26 direct loans and five loans financed with bond issuances for a combined total of \$106.2 million. Of the 26 direct loans executed, five received \$4.0 million in full or partial principal forgiveness related to requirements under the EPA grant conditions. Four bond funded loans were prepaid in full and eight direct loans made full or partial prepayments for a total of \$104.5 million.
- Total project costs payable increased \$17.6 million to \$166.5 million. New loans made provided funding for \$106.9 million in new projects and payments made to borrowers for requisitioned project costs and loan reductions totaled \$89.3 million.
- Total bonds payable is \$594.7 million, a decrease of \$125.6 million from 2014. The Authority issued \$23.8 million in two new-money issuances and paid \$149.4 million in bond principal payments including \$103.8 million that were associated with prepayments from four bond-funded loans.
- Implementation of GASB Statement No. 68, *Accounting and Financial Reporting for Pensions*, as amended by GASB Statement No. 71, *Pension Transition for Contributions Made Subsequent to the Measurement Date*, in 2015 necessitated a change in accounting principle adjustment to the 2015 beginning net position. See Note 16 in the Notes to the Financial Statements for detailed information.

Overview of the Basic Financial Statements

Management's discussion and analysis is intended to serve as an introduction to the Authority's basic financial statements. Prior years' activity is provided in a comparative presentation in this discussion. The basic financial statements consist of the fund financial statements and the Notes to the Financial Statements.

Fund Financial Statements

A fund is a grouping of related accounts used to maintain control over resources that have been segregated for specific activities or objectives. The Authority, like other state and local governments, uses fund accounting to ensure and demonstrate compliance with finance-related legal requirements. All of the

Colorado Water Resources and Power Development Authority
(A Component Unit of the State of Colorado)

Management's Discussion and Analysis (Unaudited)
Year ended December 31, 2015

funds of the Authority are enterprise funds. These enterprise funds include three separately maintained funds: 1) The Water Operations Fund (WOPS), 2) The Water Pollution Control Fund (WPCRF), and 3) The Drinking Water Fund (DWRF). The basic financial statements for each fund are included in this report. Each fund is considered a major fund.

Notes to the Financial Statements

The Notes to the Financial Statements provide additional information that is essential to a full understanding of the data provided in the basic financial statements.

Financial Analysis of Enterprise Funds

Summary of Net Position

Overview

The Authority's basic financial statements are comprised of three enterprise funds. To better assist the user of these statements, a separate schedule and analysis for each of the funds is presented below. These schedules summarize the financial position of each enterprise fund as of December 31, 2015 and 2014 in a comparative format. Furthermore, schedules of total enterprise fund data and analysis is provided in comparative year format for 2015-2014 and 2014-2013.

Unrestricted current and other assets primarily consist of cash and cash equivalents, investments and accounts receivable - borrowers, and other assets and receivables. Restricted assets are comprised of current and noncurrent cash and cash equivalents, investments, investment income receivable and securities not held for investment (SNHFI) (see Note 2(f) in the Notes to the Financial Statements). Restricted assets include amounts relating to borrowers' project accounts, debt service reserve funds, debt service funds and other accounts legally restricted by the revenue bond resolutions, and other accounts which are restricted in use of the funds. Loans receivable includes the current and noncurrent portion of direct and bond funded loan balances. Loans receivable provide security for bonds; and loan repayments received, net of administrative fees, are restricted for payment of bond debt service.

Current and other liabilities contain accounts such as bond interest payable, advance payable, and various other miscellaneous liabilities. The project costs payable line item contains the total current and noncurrent remaining proceeds available for projects funded with bond financing and/or as direct loans. Bonds payable includes the current and noncurrent portion of bonds outstanding. Net position is classified into three categories: net investment in capital assets, restricted, and unrestricted.

Deferred inflows of resources and deferred outflows of resources contain deferred gains and losses from refundings and advanced loan interest received from loan prepayments that are amortized over the remaining life of the old debt or the new debt, whichever is shorter. Beginning in 2015, deferred inflows and/or deferred outflows of resources include line items and amounts for the implementation of GASB Statement No. 68.

WPCRF and DWRF are also referred to as state revolving fund (SRF) programs that receive EPA capitalization grant (SRF grant) funding from the Clean Water Act and Safe Drinking Water Act, respectively, and the programs must meet and employ administrative and programmatic conditions as specified in the EPA capitalization grant agreements. SRF grant awards require a 20% state match funding from the state for each grant dollar awarded.

Colorado Water Resources and Power Development Authority
(A Component Unit of the State of Colorado)

Management's Discussion and Analysis (Unaudited)
Year ended December 31, 2015

Funding sources for DWRF and WPCRF SRF loans executed prior to 2015 were either from SRF grant, state match, SRF grant and state match, or reloan funds (and bond proceeds if leveraged). Beginning in 2015, new DWRF and WPCRF loans are funded with SRF grant/state match or reloan or a combination of all three (open-source funding) on a draw by draw basis depending on funding source availability. All SRF grant funded loan draws are paid using the SRF grant/state match required proportionality. SRF grant, state match and reloan monies are considered SRF funds and are "deallocated" to the respective program's reloan account, established for such purpose, and reused (revolved) for additional SRF program loans.

Deallocation in the WPCRF and DWRF programs allows for the release of funds in the debt service reserve funds, and from other accounts holding funds for security of the bonds, after bond debt service has been paid in September. This procedure consists of the maturity and/or liquidation of debt service reserve fund restricted investments, and depositing the funds, along with the state match portion and/or equity principal portion of loan principal repayments and direct loan principal and interest repayments, into the reloan account (unrestricted). These transfers can have a significant impact on the balances of unrestricted current and other assets, and restricted assets. Transfers of reloan funds to pay project draws or provide a debt service reserve for leveraged loans may also have a significant impact on the balances of unrestricted current and other assets and restricted assets as funds are transferred from the reloan account (unrestricted) to the project accounts (restricted) or debt service reserve funds (DSRF) (restricted).

Each of the enterprise funds contains one or more loan programs that are funded all or in part with bond proceeds. Bonds are issued only to provide capital for approved loans. In the DWRF and WPCRF, additional funding for loans is achieved by issuing bonds leveraged on the SRF grant/state match and/or the reloan funded portion of the loan. The Authority issues bonds using the "reserve fund" model or "cash flow" model depending on economic conditions at the time of issuance. Each additional loan-bond financing package directly increases bonds payable, restricted assets, loans receivable, and project costs payable. Reserve fund model bond issuances increase the four line items approximately by the same amount. Cash flow model bond issuances will increase project cost payable and loans receivable by approximately the same amount but bonds payable and restricted assets will increase by lesser amounts.

As project construction costs are incurred, borrowers submit requisitions for reimbursement. Payment of project requisitions results in decreases to project costs payable by the total amount of requisition. Requisitions paid from reloan funds decreases unrestricted cash and cash equivalents. Requisitions paid from SRF grant/state match funds will decrease restricted assets only by the amount of the state match portion of the requisition. Requisitions from leveraged loans, using reloan or SRF grant/state match funds, will also decrease restricted assets by the bond proceeds portion of requisitions.

WRBP loans are funded entirely by bond issuances; thus, each additional loan-bond financing package directly increases four major line items on the respective fund's summary schedule of net position: bonds payable, restricted assets, loans receivable, and project costs payable by approximately the same amounts. In the WRBP, borrowers submit requisitions for incurred project costs which are paid to the borrower, after approval, from project accounts established for each borrower. Project draws will affect project costs payable and restricted assets by the same amount.

Colorado Water Resources and Power Development Authority
(A Component Unit of the State of Colorado)

Management's Discussion and Analysis (Unaudited)
Year ended December 31, 2015

A summary schedule and discussion of changes in major line items for total enterprise funds and for each enterprise fund follows.

Total Enterprise Funds

Schedules 1A and 1B show a summary of net position for the three enterprise funds of the Authority in total and on a comparative year basis.

As shown in Schedule 1A, total assets decreased by \$69.0 million and total liabilities decreased by \$111.0 million. The decrease in total assets was mainly due to a \$66.6 million decrease in loans receivable. The decrease in total liabilities was mainly due to the \$125.6 million decrease in total bonds payable offset by the \$17.6 million increase in project costs payable. The following discussion will focus on the major changes in 2015 and compare them to the major changes in 2014. Further details of the changes will be provided in each fund section. (The changes in total net position will be discussed in the changes in net position section).

In 2015, total unrestricted current and other assets increased by \$60.8 million mainly as the result of:

- The transfers of funds from the DWRF and WPCRF restricted assets accounts to the reloan account for deallocation.
- The transfer of funds to the reloan account (unrestricted) from a DWRF leveraged loan account (restricted) which was financed originally in 2014 with reloan funds but converted, in 2015, to SRF grant and state match funding.

In contrast, in 2014, total unrestricted current and other assets decreased by \$14.4 million. The decrease was mainly the result of:

- The transfers of unrestricted funds to DWRF and WPCRF restricted assets accounts to fund direct and leveraged loans and the state match portion of requisitioned grant funds, offset by the deallocation from restricted accounts to the reloan account.
- The net payment of project costs related to the Long Hollow project (WOPS).
- Net state match contribution deposits to the WPCRF and DWRF (restricted) from unrestricted Authority funds.

In 2015, total restricted assets decreased by \$63.3 million mainly due to decreases in current and non-current, cash and cash equivalents, and noncurrent investments, by \$36.1 million, \$14.4 million and \$13.1 million, respectively, mainly as the result of:

- The transfer from restricted accounts to the reloan for deallocation.
- Liquidation of investments for deallocation purposes.
- The transfer of funds to the reloan account for the conversion of the 2014 loan previously mentioned above.
- New bond issuances offset by payment to borrowers for project requisitions.

Colorado Water Resources and Power Development Authority
(A Component Unit of the State of Colorado)

Management's Discussion and Analysis (Unaudited)
Year ended December 31, 2015

Total Enterprise Funds (2015- 2014)				
Schedule 1A				
Summary of Net Position as of December 31				
	2015	2014 *	Change	Pct Chg
Unrestricted current and other assets	\$ 252,849,315	\$ 192,016,703	\$ 60,832,612	31.7%
Restricted assets	276,177,628	339,441,156	(63,263,528)	(18.6%)
Capital assets, net	20,723	18,448	2,275	12.3%
Loans receivable	960,065,615	1,026,632,651	(66,567,036)	(6.5%)
Total assets	<u>1,489,113,281</u>	<u>1,558,108,958</u>	<u>(68,995,677)</u>	(4.4%)
Deferred outflows of resources	3,715,365	4,145,014	(429,649)	(10.4%)
Current and other liabilities	58,869,518	61,844,828	(2,975,310)	(4.8%)
Project costs payable	166,533,330	148,937,549	17,595,781	11.8%
Bonds payable	594,745,000	720,385,000	(125,640,000)	(17.4%)
Total liabilities	<u>820,147,848</u>	<u>931,167,377</u>	<u>(111,019,529)</u>	(11.9%)
Deferred inflows of resources	405,244	536,573	(131,329)	(24.5%)
Net position:				
Net investment in capital assets	20,723	18,448	2,275	12.3%
Restricted	628,588,765	582,612,773	45,975,992	7.9%
Unrestricted	43,666,066	47,918,801	(4,252,735)	(8.9%)
Total net position	<u>\$ 672,275,554</u>	<u>\$ 630,550,022</u>	<u>\$ 41,725,532</u>	6.6%

Total Enterprise Funds (2014- 2013)				
Schedule 1B				
Summary of Net Position as of December 31				
	2014 *	2013	Change	Pct Chg
Unrestricted current and other assets	\$ 192,016,703	\$ 206,421,339	\$ (14,404,636)	(7.0%)
Restricted assets	339,441,156	325,249,053	14,192,103	4.4%
Capital assets, net	18,448	33,251	(14,803)	(44.5%)
Loans receivable	1,026,632,651	1,015,397,567	11,235,084	1.1%
Total assets	<u>1,558,108,958</u>	<u>1,547,101,210</u>	<u>11,007,748</u>	0.7%
Deferred outflows of resources	4,145,014	4,504,838	(359,824)	(8.0%)
Current and other liabilities	61,844,828	59,638,441	2,206,387	3.7%
Project costs payable	148,937,549	111,596,794	37,340,755	33.5%
Bonds payable	720,385,000	768,410,000	(48,025,000)	(6.2%)
Total liabilities	<u>931,167,377</u>	<u>939,645,235</u>	<u>(8,477,858)</u>	(0.9%)
Deferred inflows of resources	536,573	718,435	(181,862)	(25.3%)
Net position:				
Net investment in capital assets	18,448	33,251	(14,803)	(44.5%)
Restricted	582,612,773	556,934,294	25,678,479	4.6%
Unrestricted	47,918,801	54,274,833	(6,356,032)	(11.7%)
Total net position	<u>\$ 630,550,022</u>	<u>\$ 611,242,378</u>	<u>\$ 19,307,644</u>	3.2%

* Information not restated for the implementation of GASB 68 and GASB 71

Colorado Water Resources and Power Development Authority
(A Component Unit of the State of Colorado)

Management's Discussion and Analysis (Unaudited)
Year ended December 31, 2015

Conversely, in 2014, total restricted assets increased by \$14.2 million mainly due to an increase in cash and cash equivalents of \$28.2 million offset by a \$14.0 million decrease in investments.

- The increase in cash and cash equivalents was mainly due to the deposit of proceeds from new bond issuances and transfers from reloan for new loan funding, and funding of the preconstruction accounts to provide state match on grant-funded project requisitions, offset by the deallocation of restricted funds to the reloan account for deallocation and the payment of project loan draws.
- The decrease in investments was mainly from the liquidation of investments for deallocation.

In 2015, loans receivable decreased by \$66.6 million as a result of new loan executions totaling \$106.2 million, offset by \$168.2 million in loan repayments, including \$104.5 million in loan prepayments, and \$4.5 million in loan reductions and principal forgiveness. In 2014, loans receivable increased by \$11.2 million as a result of new loan executions totaling \$120.7 million, offset by \$101.4 million in loan repayments, including \$38.4 million in loan prepayments, and \$8.1 million in loan reductions and principal forgiveness.

In 2015, project costs payable increased by \$17.6 million as a result of the execution of new loans that provided funding for \$106.9 million in projects offset by \$89.3 million in payments to borrowers for requisitioned project costs, and loan reductions. In 2014, project costs payable increased by \$37.3 million as a result of the execution of new loans that provided funding for \$115.5 million in projects offset by \$78.2 million in payments made to borrowers for requisitioned project costs, and loan reductions.

Bonds payable decreased in 2015 by \$125.6 million. The Authority issued \$23.8 million in bonds in 2015, offsetting the payment of bond principal totaling \$149.4 million, including \$104.7 million in called and/or defeased bonds, most associated with loan prepayments. Bonds payable also decreased in 2014 by \$48.0 million. In that year, the Authority issued \$37.1 million in bonds, offsetting the payment of bond principal totaling \$85.1 million, including \$35.1 million in partial or fully called and/or defeased bonds associated with loan prepayments and a refunding.

The discussion below describes the changes to each of the three enterprise fund's summary schedule of net position for the current year in more detail.

Water Operations Fund

Transactions in the Water Operations Fund that had major impact on the financials included the following:

- Three borrowers in the WRBP prepaid their loan in full for a combined principal amount of \$101.2 million.
- The associated WRBP bonds related to the prepayments were called and/or defeased in the amount of \$101.2 million.
- No new bonds were issued or loans made in 2015.
- Implementation of GASB 68.
- Final payments to projects financed in part by Authority funded grants to localities.

As shown in Schedule 2, major changes to the components of net position included decreases in total assets and total liabilities by \$124.4 million and \$118.1 million, respectively (total net position will be discussed in the changes in net position section).

Colorado Water Resources and Power Development Authority
(A Component Unit of the State of Colorado)

Management's Discussion and Analysis (Unaudited)
Year ended December 31, 2015

Water Operations Fund	Schedule 2			
Summary of Net Position as of December 31				
	2015	2014 *	Change	Pct Chg
Unrestricted current and other assets	\$ 45,210,743	\$ 49,033,799	\$ (3,823,056)	(7.8%)
Restricted assets	31,695,653	42,262,860	(10,567,207)	(25.0%)
Capital assets, net	20,723	18,448	2,275	12.3%
Loans receivable	145,236,037	255,257,274	(110,021,237)	(43.1%)
Total assets	<u>222,163,156</u>	<u>346,572,381</u>	<u>(124,409,225)</u>	<u>(35.9%)</u>
Deferred outflows of resources	632,841	427,486	205,355	48.0%
Current and other liabilities	16,829,816	15,937,478	892,338	5.6%
Project costs payable	13,694,330	23,145,096	(9,450,766)	(40.8%)
Bonds payable	137,320,000	246,875,000	(109,555,000)	(44.4%)
Total liabilities	<u>167,844,146</u>	<u>285,957,574</u>	<u>(118,113,428)</u>	<u>(41.3%)</u>
Deferred inflows of resources	17,570	-	17,570	100.0%
Net position:				
Net investment in capital assets	20,723	18,448	2,275	12.3%
Restricted	12,903,668	14,732,521	(1,828,853)	(12.4%)
Unrestricted	42,009,890	46,294,324	(4,284,434)	(9.3%)
Total net position	<u>\$ 54,934,281</u>	<u>\$ 61,045,293</u>	<u>\$ (6,111,012)</u>	<u>(10.0%)</u>

* Information not restated for implementation of GASB 68 and GASB 71

The following factors were the main contributors to the decrease in total assets:

- The largest contributor to the decrease in total assets was a \$110.0 million decrease in loans receivable resulting from \$110.0 million in loan principal repayments including \$101.2 million in loan prepayments in the WRBP.
- The \$10.6 million decrease in restricted assets was mainly the result of the payment of WRBP project requisitions totaling \$9.5 million.
- A decrease of \$3.8 million in unrestricted current and other assets that was mainly attributed to the following:
 - \$1.0 million decrease in amounts due from the WPCRF and DWRP to the Authority for administrative costs.
 - \$0.9 million decrease in loan interest due from borrowers mainly as a result of prepayments that occurred in the WRBP in 2014 and 2015.
 - WRBP bond defeasances in 2015 resulted in a write off of \$0.8 million in prepaid bond insurance which was the main reason for a \$0.9 million decrease in other noncurrent assets.

The following factors were the main contributors to the decrease in total liabilities:

- The largest decrease in total liabilities was from a \$110.0 million decrease in bonds payable resulting mainly from SWRP and WRBP bond principal payments totaling \$109.6 million, including \$101.2 million in WRBP bond calls and/or defeasances.
- Payments to WRBP borrowers for requisitioned project costs reduced project cost payable by \$9.5 million.

Colorado Water Resources and Power Development Authority
(A Component Unit of the State of Colorado)

Management's Discussion and Analysis (Unaudited)
Year ended December 31, 2015

Water Pollution Control Fund

Transactions in the WPCRF that had major impact on the financials included the following:

- \$15.7 million in bonds were issued to fund two leveraged loans totaling \$45.0 million.
- Fourteen direct loans totaling \$14.2 million were executed, including two loans that received \$0.9 million in partial principal forgiveness related to requirements under the EPA grant conditions.
- Two direct loan borrowers and one leveraged loan borrower prepaid their loans in full totaling \$3.1 million.
- The remaining bonds associated with the prepaid leveraged loan, \$2.6 million, were defeased.
- Deallocation transfers from restricted cash and cash equivalents and investment accounts to the reloan account (unrestricted) totaled \$21.5 million.
- \$34.4 million was paid to borrowers for requisitioned project costs.
- The WPCRF repaid \$3.0 million to the Authority for the advance of the state match loan that was offset by \$2.2 million provided by the Authority to the WPCRF for state match requirements for the 2015 EPA grant award.

<i>Water Pollution Control Fund</i>	Schedule 3			
Summary of Net Position as of December 31				
	2015	2014	Change	Pct Chg
Unrestricted current and other assets	\$ 125,185,868	\$ 104,747,043	\$ 20,438,825	19.5%
Restricted assets	155,380,346	167,153,824	(11,773,478)	(7.0%)
Loans receivable	496,153,659	473,911,937	22,241,722	4.7%
Total assets	<u>776,719,873</u>	<u>745,812,804</u>	<u>30,907,069</u>	4.1%
Deferred outflows of resources	2,838,009	3,390,874	(552,865)	(16.3%)
Current and other liabilities	21,142,829	23,656,293	(2,513,464)	(10.6%)
Project costs payable	68,803,199	43,337,502	25,465,697	58.8%
Bonds payable	314,490,000	326,635,000	(12,145,000)	(3.7%)
Total liabilities	<u>404,436,028</u>	<u>393,628,795</u>	<u>10,807,233</u>	2.7%
Deferred inflows of resources	339,047	474,663	(135,616)	(28.6%)
Net position:				
Restricted	374,782,807	355,100,220	19,682,587	5.5%
Total Net position	<u>\$ 374,782,807</u>	<u>\$ 355,100,220</u>	<u>\$ 19,682,587</u>	5.5%

Schedule 3 shows that changes to the components of net position included a \$30.9 million increase in total assets and a \$10.8 million increase in total liabilities. The \$19.7 million increase in total net position will be discussed in the changes in net position section.

The \$30.9 million increase in total assets was mainly the result of the following factors:

- Unrestricted current and other assets increased by \$20.4 million mainly due to the deallocation of \$21.5 million from restricted asset accounts to the reloan account offset by \$1.6 million in transfers to restricted accounts for the funding of the debt service reserve fund (DSRF) for a new bond issue and payments to borrowers for requisitioned project costs.

Colorado Water Resources and Power Development Authority
(A Component Unit of the State of Colorado)

Management's Discussion and Analysis (Unaudited)
Year ended December 31, 2015

- Loans receivable increased by \$22.2 million as the result of new loans made totaling \$59.2 million offset by loan repayments, prepayments, principal forgiveness and loan reductions totaling \$37.0 million.
- Increases to total assets was offset by an \$11.8 million decrease in restricted assets mainly as a result of the following:
 - \$21.5 million in transfers from restricted asset accounts to reloan (unrestricted) for deallocation.
 - Payments made to borrowers for requisitioned project costs totaling \$17.4 million from restricted accounts.
 - Decreases to restricted assets was offset by the addition of \$16.5 million in bond proceeds and a \$1.4 million transfer from the reloan account to fund the new bond issue DSRF (restricted).

The \$10.8 million increase in total liabilities is mainly attributed to:

- The \$25.5 million increase in project costs payable which is the result of new project loan funding of \$60.0 million offset by payments to borrowers for project cost requisitions, and loan reductions, totaling \$34.5 million.
- Increases to total liabilities were offset by:
 - A \$2.5 million decrease in current and other liabilities mainly due to the \$1.2 million amortization of the refunding surplus liability.
 - A \$12.1 million decrease in bonds payable which is the result of a new bond issuance of \$15.7 million offset by bond principal payments totaling \$27.8 million, including \$2.6 million in defeased bonds related to one borrower's loan prepayment.

Drinking Water Fund

Transactions in the DWRF that had major impact on the financials included the following:

- Bonds were issued in the amount of \$8.1 million to fund three leveraged loans totaling \$29.2 million.
- Twelve direct loans were executed for a total of \$17.8 million, including three loans that received \$3.0 million in partial and full principal forgiveness related to requirements under the EPA grant conditions.
- \$0.7 million in administrative fee income funds (unrestricted) and certain funds on hand were used to defease \$0.9 million in DWRF bonds.
- Transfers from restricted cash and cash equivalents and investment accounts to the reloan account (unrestricted) for deallocation totaled \$21.5 million which included \$8.6 million from the release of the DSRF requirements for the defeased bond issue.
- \$44.8 million was paid to borrowers for requisitioned project costs.
- The DWRF repaid \$3.0 million to the Authority for the advance of the state match loan which was offset by \$3.1 million provided by the Authority to the DWRF for state match requirements for the 2015 EPA grant award.

Colorado Water Resources and Power Development Authority
(A Component Unit of the State of Colorado)

Management's Discussion and Analysis (Unaudited)
Year ended December 31, 2015

<i>Drinking Water Fund</i>	Schedule 4			
Summary of Net Position as of December 31				
	2015	2014	Change	Pct Chg
Unrestricted current and other assets	\$ 82,452,704	\$ 38,235,861	\$ 44,216,843	115.6%
Restricted assets	89,101,629	130,024,472	(40,922,843)	(31.5%)
Loans receivable	318,675,919	297,463,440	21,212,479	7.1%
Total assets	<u>490,230,252</u>	<u>465,723,773</u>	<u>24,506,479</u>	5.3%
Deferred outflows of resources	244,515	326,654	(82,139)	(25.1%)
Current and other liabilities	20,896,873	22,254,057	(1,357,184)	(6.1%)
Project costs payable	84,035,801	82,454,951	1,580,850	1.9%
Bonds payable	142,935,000	146,875,000	(3,940,000)	(2.7%)
Total liabilities	<u>247,867,674</u>	<u>251,584,008</u>	<u>(3,716,334)</u>	(1.5%)
Deferred inflows of resources	48,627	61,910	(13,283)	(21.5%)
Net position:				
Restricted	240,902,290	212,780,032	28,122,258	13.2%
Unrestricted	1,656,176	1,624,477	31,699	2.0%
Total net position	<u>\$ 242,558,466</u>	<u>\$ 214,404,509</u>	<u>\$ 28,153,957</u>	13.1%

As reflected in Schedule 4, major changes to the components of net position included increases in total assets by \$24.5 million and a decrease to total liabilities by \$3.7 million.

The \$24.5 million increase in total assets is mainly attributed to the following:

- A \$44.2 million dollar increase to unrestricted and current and other assets which was primarily the result of the transfer of \$21.5 million from restricted accounts to the reloan account (unrestricted) for deallocation, and the transfer of \$21.8 million from a restricted account of a leveraged loan that was reloan funded in 2014, but converted to SRF grant/state match funding in 2015, to the reloan account.
- A \$21.2 million increase in loans receivable which was the result of \$47.0 million in new loan funding offset by loan repayments, loan reductions and principal forgiveness totaling \$25.8 million.
- Increases in total assets in 2015 were offset by the \$40.9 million decrease in restricted assets mainly due to:
 - Deallocation and the return of reloan money for the converted loan.
 - \$18.0 million in payments to borrowers for requisitioned project costs from restricted accounts.
 - Decreases to restricted assets was offset primarily by the deposit of \$8.0 million in bond proceeds, a \$0.7 million transfer from reloan (unrestricted) to fund the new bond issue DSRF, and the deposit of \$3.1 million state match funding from the Authority to the DWRF.

The \$3.7 million decrease in total liabilities is mainly due to the \$3.9 million decrease in bonds payable, which is the result of new bond issuance totaling \$8.1 million offset by the bond principal payments of \$12.1 million including a bond defeasance of \$0.9 million.

Colorado Water Resources and Power Development Authority
(A Component Unit of the State of Colorado)

Management's Discussion and Analysis (Unaudited)
Year ended December 31, 2015

Summary of Changes in Net Position

Overview

As described in the Notes to the Financial Statements, the Authority issues bonds to fund certain program loans. Debt service on bonds is paid from loan repayments; however, in the WPCRF and DWRF, for bonds issued using the reserve fund model, a portion of bond interest is paid from investment income earned on restricted assets held in the borrowers' project accounts and in bond debt service reserve funds. This investment income represents the loan interest subsidy provided to the borrowers. Bonds issued using the cash flow model do not have investments that produce interest to provide payment for a portion of the bond interest. Instead, the leveraged loan borrowers receive the subsidy related to the equity (grant/state match/reloan) portion of loan principal that is financed at zero percent and sized so that it produces a subsidized blended interest rate at 70% of the all-in-bond yield on the bonds issued to fund a portion of the loan.

The WPCRF and DWRF programs are permitted to collect a loan administrative fee surcharge to supplement the EPA grant funds available for the reimbursement of expenses related to program and grant administration. Beginning in 2009, the maximum allowable annual administrative fee surcharge rate on DWRF loans, which is computed on the original loan receivable balance and is a component of loan interest, was increased from 0.8% to 1.25%. Due to the structure of the loan program, the increase in the administrative fee rate does not affect the subsidized loan rate charged to the borrowers. The administrative fee surcharge rate on WPCRF loans remains at 0.8%. Generally, these fees remain constant over the term of the loan. Zero interest rate loans (*i.e.* certain disadvantaged community and ARRA loans) in both the WPCRF and DWRF programs are not assessed an administrative fee surcharge. (For more information regarding the disadvantaged community loan program, see the Notes to Financial Statements).

Pursuant to the implementation of Governmental Accounting Standards Board Statement No. 33, *Accounting and Financial Reporting for Nonexchange Transactions*, for the WPCRF and the DWRF, federal capitalization grant revenues are recorded as nonoperating revenue. Grant revenue from the DWRF set asides and grant reimbursements for program administrative costs for both revolving funds are recorded as operating revenue. For loans funded with SRF grant dollars, each project requisition generates a draw from the respective program's grant(s). Capitalization grant revenue is shown below operating income (loss) on the Summary of Changes in Net Position. The major factors that contribute to the amount of EPA capitalization grant revenue recognized are: 1) the number and size of loans funded with SRF grant monies for the year; and 2) the demand for project cost reimbursements, including projects funded in prior years.

To better reflect the classification of expenses incurred in the Water Operations Fund, grants to localities-Authority funded, was added as a separate line item on the Summary of Changes in Net Position for the years beginning with the 2011 financials. This line item reflects the funding of and payment of requisitions for Authority funded non-reimbursable projects, such as the Long Hollow dam and reservoir, SHLP planning and design grants, and GAP. Also, due to the implementation of GASB 65, bond issuance expense has been added as a line item. See the Notes to Financial Statements for further information on these line items.

Below are schedules showing the summary of changes in net position by individual enterprise fund and in total. These summary schedules show operating revenues, operating expenses, operating income (loss), other sources of revenue, and the changes in net position in a comparative year format. These schedules quantify the changes in financial position of the Authority as a financing entity.

Colorado Water Resources and Power Development Authority
(A Component Unit of the State of Colorado)

Management's Discussion and Analysis (Unaudited)
Year ended December 31, 2015

Total Enterprise Funds

Schedules 5A and 5B combine the results of activities of the three enterprise funds, shown in a comparative year format. Although restrictions exist on transfers of monies among the enterprise funds, these schedules provide information about the overall changes in financial position. As the schedules show, each year's activity, supplemented by EPA capitalization grant draws, resulted in increases to changes in net position totaling \$44.8 million, \$19.3 million and \$6.0 million for 2015, 2014 and 2013, respectively.

For 2015, interest on loans, administrative fees and interest on investments, contributed 51.0%, 19.7% and 15.3%, respectively, to total operating revenues. Interest on bonds, EPA set asides and grant administration contributed 65.7%, 10.9% and 9.0%, respectively, to total operating expenses. As Schedules 5A and 5B shows, total operating revenues decreased by \$5.7 million and operating expenses decreased by \$14.3 million, resulting in an increase in net operating income of \$8.6 million. Grant revenue increased by \$16.9 million from 2014. The following discussion will focus on the major changes in operating revenues, operating expenses and EPA capitalization grants revenue for 2015 and 2014.

Combined EPA capitalization grants revenue totaled \$44.2 million, \$27.4 million and \$11.7 million for 2015, 2014 and 2013, respectively. As explained earlier in this section, grant funds are drawn as requisitions are paid to borrowers with projects financed with SRF grant funds. The \$16.9 million and \$15.6 million increase in EPA capitalization grants draws in 2015 and 2014, respectively, is mainly attributed to the increase in the payment of SRF grant-funded project requisitions. EPA capitalization grant revenue was the primary contributor to the total change in net position for 2015, 2014 and 2013.

Combined change in net position increased by \$44.8 million in 2015 compared to the \$19.3 million increase in 2014. The \$25.4 million increase in change in net position in 2015 was primarily the result of the \$16.9 million increase in EPA Capitalization grants and the \$8.6 million increase in operating income.

In 2015, the decrease in operating revenues is mainly attributed to a \$3.9 million decrease in interest on loans and a \$1.2 million decrease in administrative fees and other income. The main factors contributing to the decreases were:

- Decrease in interest on loans - In the years subsequent to the year of execution, new loans usually produce a full year's interest income, generally increasing interest on loans. However, other factors such as decreasing loan interest due to normal amortization and prepayments, and credits to loan interest from both refunding savings and additional earnings may affect interest on loans. The execution of direct loans at lower or zero interest in the years since the policy was implemented also contributes to decreases in interest on loans. In 2015, the decrease in interest in loans is mainly attributed to prepayments from WRBP bond funded loans in 2014.
- Decrease in other income - The decrease in other operating income is attributed to payments received for shared Long Hollow project costs in 2014 that did not occur in 2015.

Colorado Water Resources and Power Development Authority
(A Component Unit of the State of Colorado)

Management's Discussion and Analysis (Unaudited)
Year ended December 31, 2015

<i>Total Enterprise Funds (2015- 2014)</i>	Schedule 5A			
	Summary of Changes in Net Position as of December 31			
	2015	2014 *	Change	Pct Chg
Operating revenues:				
Interest on loans (including gain on prepayments)	\$ 24,240,297	\$ 28,142,588	\$ (3,902,291)	(13.9%)
Interest on investments	7,259,504	7,431,420	(171,916)	(2.3%)
Administrative fees and other income	9,369,462	10,553,425	(1,183,963)	(11.2%)
EPA grants	6,687,950	7,154,770	(466,820)	(6.5%)
Total operating revenues	<u>47,557,213</u>	<u>53,282,203</u>	<u>(5,724,990)</u>	<u>(10.7%)</u>
Operating expenses:				
Interest on bonds (including loss on extinguishments)	30,888,365	34,199,404	(3,311,039)	(9.7%)
Bond issuance expense	91,475	388,249	(296,774)	(76.4%)
Grant administration	4,220,037	5,192,307	(972,270)	(18.7%)
Grants to localities - Authority funded	1,287,548	7,934,259	(6,646,711)	(83.8%)
Loan principal forgiven	3,968,710	7,389,432	(3,420,722)	(46.3%)
General, administrative, and other expenses	1,437,802	1,729,587	(291,785)	(16.9%)
EPA set asides	5,122,840	4,496,862	625,978	13.9%
Total operating expenses	<u>47,016,777</u>	<u>61,330,100</u>	<u>(14,313,323)</u>	<u>(23.3%)</u>
Operating income (loss)	540,436	(8,047,897)	8,588,333	(106.7%)
EPA capitalization grants	44,211,059	27,355,541	16,855,518	61.6%
Change in net position	<u>44,751,495</u>	<u>19,307,644</u>	<u>25,443,851</u>	<u>131.8%</u>
Beginning net position, before restatement	630,550,022	611,242,378	19,307,644	3.2%
Adjustment for change in accounting principal	(3,025,963)	-	(3,025,963)	(100.0%)
Beginning net position, as restated	<u>627,524,059</u>	<u>611,242,378</u>	<u>16,281,681</u>	<u>2.7%</u>
Net position – end of year	<u>\$ 672,275,554</u>	<u>\$ 630,550,022</u>	<u>\$ 41,725,532</u>	<u>6.6%</u>

<i>Total Enterprise Funds (2014- 2013)</i>	Schedule 5B			
	Summary of Changes in Net Position as of December 31			
	2014 *	2013	Change	Pct Chg
Operating revenues:				
Interest on loans (including gain on prepayments)	\$ 28,142,588	\$ 28,613,366	\$ (470,778)	(1.6%)
Interest on investments	7,431,420	8,652,217	(1,220,797)	(14.1%)
Administrative fees and other income	10,553,425	11,914,454	(1,361,029)	(11.4%)
EPA grants	7,154,770	6,764,680	390,090	5.8%
Total operating revenues	<u>53,282,203</u>	<u>55,944,717</u>	<u>(2,662,514)</u>	<u>(4.8%)</u>
Operating expenses:				
Interest on bonds (including loss on extinguishments)	34,199,404	35,882,840	(1,683,436)	(4.7%)
Bond issuance expense	388,249	383,424	4,825	1.3%
Grant administration	5,192,307	4,523,400	668,907	14.8%
Grants to localities - Authority funded	7,934,259	13,066,860	(5,132,601)	(39.3%)
Loan principal forgiven	7,389,432	1,921,316	5,468,116	284.6%
General, administrative, and other expenses	1,729,587	1,153,331	576,256	50.0%
EPA set asides	4,496,862	4,689,003	(192,141)	(4.1%)
Total operating expenses	<u>61,330,100</u>	<u>61,620,174</u>	<u>(290,074)</u>	<u>(0.5%)</u>
Operating loss	(8,047,897)	(5,675,457)	(2,372,440)	41.8%
EPA capitalization grants	27,355,541	11,722,843	15,632,698	133.4%
Change in net position	<u>19,307,644</u>	<u>6,047,386</u>	<u>13,260,258</u>	<u>219.3%</u>
Net position – beginning of year	<u>611,242,378</u>	<u>605,194,992</u>	<u>6,047,386</u>	<u>1.0%</u>
Net position – end of year	<u>\$ 630,550,022</u>	<u>\$ 611,242,378</u>	<u>\$ 19,307,644</u>	<u>3.2%</u>

* Information not restated for implementation of GASB 68 and GASB 71

Colorado Water Resources and Power Development Authority
(A Component Unit of the State of Colorado)

Management's Discussion and Analysis (Unaudited)
Year ended December 31, 2015

In 2015, the decrease in operating expense is mainly attributed to the \$3.3 million dollar decrease in interest on bonds, the \$6.6 million decrease in grants to localities-Authority funded and the \$3.4 million decrease in loan principal forgiven. Decreases in these line items are mainly attributed to the following:

- Decrease in interest on bonds - In the years subsequent to the year of issuance, new bonds usually pay a full year's interest expense, generally increasing interest on bonds. However, other factors such as decreasing bond interest due to normal amortization, and prepayments in current and previous years, contributes to decreases in interest on bonds. The decrease in interest on bonds in 2015 is mainly attributed to the residual effect of the defeasance of bonds associated with the partial and full loan prepayments in 2014 in the WRBP and maturing bonds in all programs which offset any increases from new bond issuances in 2014 and 2015.
- Decrease in grants to localities-Authority funded - In 2015, payments to Authority funded projects decreased as the projects neared completion and no new projects were funded.
- Decreases in loan principal forgiven - The amount of principal forgiven and number of loans receiving principal forgiven decreased in 2015.

Major changes in 2014 were attributed to the following:

- In general, the changes in interest on bonds and the interest on loans are correlated (differences may be attributed to the accruals on these line items). The decreases in interest on investments and administrative fees and other income were the main contributors to the increase in operating loss in 2014.
- \$2.1 million in prepaid interest recognized from prepayments of bond funded loans offset a \$2.6 million decrease in interest on loans.
- \$2.3 million in prepaid bond interest expense recognized from bond calls and/or defeasances related to bond funded loan prepayments offset a \$4.0 million decrease in bond interest.
- The \$1.2 million decrease in interest on investments can be mainly attributed to the liquidation of \$8.4 million in fully-collateralized repurchase agreements (repos) that had an average interest rate of 4.68% and \$6.9 million in other investments for deallocation, and a net \$8.4 million decrease in money market held in the Colorado State Treasurer Cash Pool (STCP) that earned an average 0.98%, offset by a net increase in money market funds balances that earned an average interest rate of 0.08%.
- Administrative fees and other income decreased by \$1.4 million mainly as a result of the decrease in the payments received from other parties involved in the Long Hollow project.
- In compliance with the conditions of the 2014, 2013 and 2012 grant awards in both the WPCRF and DWRF, certain loans executed in 2014 and 2013 received one-time principal forgiveness. Loan principal forgiven totaled \$7.4 million and \$1.9 million for 2014 and 2013, respectively. The \$5.5 million increase in principal forgiveness expense in 2014 was offset by the \$5.1 million decrease in grants to localities-Authority funded expense that mitigated the impact the principal forgiveness expense had on total operating expenses.
- The impact of the \$1.7 million decrease in interest on bonds, mainly the result of normal amortization and the refunding in 2014, had on total operating expenses was offset by the \$0.6 million increase in grant administration and general, administrative and other expenses.

The discussion below describes the changes to each of the three enterprise fund's summary schedule of changes in net position.

Colorado Water Resources and Power Development Authority
(A Component Unit of the State of Colorado)

Management's Discussion and Analysis (Unaudited)
Year ended December 31, 2015

Water Operations Fund

As shown in Schedule 6, the \$14.2 million in total operating expenses exceeded the \$11.1 million in operating revenues resulting in a \$3.1 million operating loss and a net position (before restatement) of \$61.0 million, a decrease of \$7.2 million. For 2015, an adjustment for change in accounting principle (for implementation of GASB 68) of \$3.0 million resulted in net position (as restated) of \$54.9 million for the combined programs under WOPS, a decrease of \$6.1 million from 2014.

<i>Water Operations Fund</i>	Schedule 6			
	Summary of Changes in Net Position as of December 31			
	2015	2014 *	Change	Pct Chg
Operating revenues:				
Interest on loans (including gain on prepayments)	\$ 10,904,809	\$ 13,913,615	\$ (3,008,806)	(21.6%)
Interest on investments	173,648	204,557	(30,909)	(15.1%)
Other	24,448	1,626,251	(1,601,803)	(98.5%)
Total operating revenues	<u>11,102,905</u>	<u>15,744,423</u>	<u>(4,641,518)</u>	<u>(29.5%)</u>
Operating expenses:				
Interest on bonds (including loss on extinguishments)	11,683,542	13,702,303	(2,018,761)	(14.7%)
Bond issuance expense	91,475	388,249	(296,774)	(76.4%)
Grants to localities-Authority funded	1,287,548	7,934,259	(6,646,711)	(83.8%)
General, administrative, and other expenses	1,125,389	957,767	167,622	17.5%
Total operating expenses	<u>14,187,954</u>	<u>22,982,578</u>	<u>(8,794,624)</u>	<u>(38.3%)</u>
Operating loss	<u>(3,085,049)</u>	<u>(7,238,155)</u>	<u>4,153,106</u>	<u>(57.4%)</u>
Change in net position	<u>(3,085,049)</u>	<u>(7,238,155)</u>	<u>4,153,106</u>	<u>(57.4%)</u>
Beginning net position, before restatement	61,045,293	68,283,448	(7,238,155)	(10.6%)
Adjustment for change in accounting principle	<u>(3,025,963)</u>	-	<u>(3,025,963)</u>	<u>(100.0%)</u>
Beginning net position as restated	<u>58,019,330</u>	<u>68,283,448</u>	<u>(10,264,118)</u>	<u>(15.0%)</u>
Net position – end of year	<u>\$ 54,934,281</u>	<u>\$ 61,045,293</u>	<u>\$ (6,111,012)</u>	<u>(10.0%)</u>

* Information not restated for implementation of GASB 68 and GASB 71

In 2015, the \$4.6 million decrease in operating revenue is mainly attributed to:

- A decrease in interest on loans that is mainly attributed to prepayments that occurred in 2014 and normal loan amortization offsetting any increase in loan interest from new loans made in 2014.
- The decrease of \$1.6 million in other revenue is attributed to the Authority receiving a one-time payment of \$1.6 million from the Colorado Water Conservation Board for the Long Hollow Project in 2014 and no additional payments received in 2015.

In 2015, the \$8.8 million decrease in operating expenses is mainly attributed to:

- The \$2.0 million decrease in interest on bonds which was mainly the residual effects of bond calls/defeasances that occurred in prior years and normal bond amortization offsetting increases in interest on bonds from new bond issuances.
- The \$6.6 million decrease in grants to localities-Authority funded which was a result of the decrease in payments made to Authority funded projects and no new projects funded in 2015.

Colorado Water Resources and Power Development Authority
(A Component Unit of the State of Colorado)

Management's Discussion and Analysis (Unaudited)
Year ended December 31, 2015

Water Pollution Control Fund

Schedule 7 shows that total operating revenues of \$20.6 million exceeded total operating expenses of \$17.6 million resulting in operating income of \$3.0 million. In 2015, operating income and EPA capitalization grants revenue of \$16.8 million were the main contributors to the \$19.7 million increase in change in net position to \$374.8 million for the WPCRF.

<i>Water Pollution Control Fund</i>	Schedule 7			
	Summary of Changes in Net Position as of December 31			
	2015	2014	Change	Pct Chg
Operating revenues:				
Interest on loans (including gain on prepayments)	\$ 9,608,309	\$ 10,391,474	\$ (783,165)	(7.5%)
Interest on investments	5,136,371	5,298,476	(162,105)	(3.1%)
Administrative fee and other income	5,392,161	5,351,935	40,226	0.8%
EPA grants-administrative	480,942	619,012	(138,070)	(22.3%)
Total operating revenues	<u>20,617,783</u>	<u>21,660,897</u>	<u>(1,043,114)</u>	<u>(4.8%)</u>
Operating expenses:				
Interest on bonds (including loss on extinguishments)	13,756,169	14,965,823	(1,209,654)	(8.1%)
Grant administration	2,830,450	2,813,720	16,730	0.6%
Loan principal forgiven	915,522	408,088	507,434	124.3%
General, administrative, and other expenses	82,505	383,205	(300,700)	(78.5%)
Total operating expenses	<u>17,584,646</u>	<u>18,570,836</u>	<u>(986,190)</u>	<u>(5.3%)</u>
Operating income	3,033,137	3,090,061	(56,924)	(1.8%)
EPA capitalization grants	16,810,608	11,559,755	5,250,853	45.4%
Transfers in (out)	(161,158)	-	(161,158)	(100.0%)
Change in net position	<u>19,682,587</u>	<u>14,649,816</u>	<u>5,032,771</u>	<u>34.4%</u>
Net position – beginning of year	<u>355,100,220</u>	<u>340,450,404</u>	<u>14,649,816</u>	<u>4.3%</u>
Net position – end of year	<u>\$ 374,782,807</u>	<u>\$ 355,100,220</u>	<u>\$ 19,682,587</u>	<u>5.5%</u>

The \$1.0 million decrease in operating revenues is mainly the result of a \$0.8 million decrease in interest on loans which was mainly attributed to increases in interest on loans from new loans made in 2014 and 2015 offset by normal amortization of loans and new loans financed with zero or reduced interest rate terms. Six of the ten new direct loans in 2014 and twelve of the fourteen new direct loans in 2015 received zero or reduced interest rate terms.

The \$1.0 million decrease in total operating expenses was primarily the result of the \$1.2 million decrease in interest on bonds. The decrease can be attributed to normal bond maturities and the residual affect from bond defeasances that occurred in 2014 which offset increases in interest on bonds from new bond issuances.

EPA Capitalization Grant revenue totaled \$16.8 million. The \$5.3 million increase in EPA capitalization grants revenue was mainly the result of an increase in SRF grant funded loan executions and an increase in SRF grant funded payments to borrowers for requisitioned project costs.

Colorado Water Resources and Power Development Authority
(A Component Unit of the State of Colorado)

Management's Discussion and Analysis (Unaudited)
Year ended December 31, 2015

Drinking Water Fund

As Schedule 8 shows, total operating revenues of \$15.8 million exceeded total operating expenses of \$15.2 million which resulted in \$0.6 million total operating income. Total operating income and \$27.4 million in EPA capitalization grants revenue resulted in a \$28.2 million increase in change in net position to \$242.6 million.

<i>Drinking Water Fund</i>	Schedule 8			
	Summary of Changes in Net Position as of December 31			
	2015	2014	Change	Pct Chg
Operating revenues:				
Interest on loans	\$ 3,727,179	\$ 3,837,499	\$ (110,320)	(2.9%)
Interest on investments	1,949,485	1,928,387	21,098	1.1%
Administrative fee and other income	3,952,853	3,575,239	377,614	10.6%
EPA grants	6,207,008	6,535,758	(328,750)	(5.0%)
Total operating revenues	<u>15,836,525</u>	<u>15,876,883</u>	<u>(40,358)</u>	<u>(0.3%)</u>
Operating expenses:				
Interest on bonds	5,448,654	5,531,278	(82,624)	(1.5%)
Grant administration	1,389,587	2,378,587	(989,000)	(41.6%)
Loan principal forgiven	3,053,188	6,981,344	(3,928,156)	(56.3%)
General, administrative, and other expenses	229,908	388,615	(158,707)	(40.8%)
EPA set asides	5,122,840	4,496,862	625,978	13.9%
Total operating expenses	<u>15,244,177</u>	<u>19,776,686</u>	<u>(4,532,509)</u>	<u>(22.9%)</u>
Operating income (loss)	592,348	(3,899,803)	4,492,151	(115.2%)
EPA capitalization grants	27,400,451	15,795,786	11,604,665	73.5%
Transfers in (out)	161,158	-	161,158	100.0%
Change in net position	<u>28,153,957</u>	<u>11,895,983</u>	<u>16,257,974</u>	<u>136.7%</u>
Net position – beginning of year	<u>214,404,509</u>	<u>202,508,526</u>	<u>11,895,983</u>	<u>5.9%</u>
Net position – end of year	<u>\$ 242,558,466</u>	<u>\$ 214,404,509</u>	<u>\$ 28,153,957</u>	<u>13.1%</u>

Decreases in EPA grants under operating revenues and interest on loans was offset by an increase in administrative fee and other income resulting in decrease in operating revenues. The \$1.0 million decrease in grant administration and the \$3.9 million decrease in loan principal forgiven were the main contributors to the \$4.5 million decrease in operating expenses. The reasons for the increase in EPA capitalization grants revenue of \$11.6 million in 2015 are similar to the WPCRF; an increase in grant funded loan executions and an increase in SRF grant payments to borrowers for requisitioned project costs.

Economic Factors

The demand for financing water and wastewater infrastructure projects is generally not affected by economic conditions. The primary factors that affect demand are:

- More stringent federal water quality standards often mandate the replacement of or upgrades to infrastructure.
- Colorado's population continues to increase, requiring plant expansions.
- The need to replace aging infrastructure is expanding.
- Low interest rates on municipal bonds issued by the Authority result in lower loan interest rates, especially those loans subsidized by the WPCRF and DWRP, thereby making project financing more affordable for local communities.

Colorado Water Resources and Power Development Authority
(A Component Unit of the State of Colorado)

Management's Discussion and Analysis (Unaudited)
Year ended December 31, 2015

- If future EPA capitalization grants include conditions that mandate additional subsidies, such as principal forgiveness, the demand for loans will likely remain strong. Loan principal forgiveness reduces future loan capacity for both the DWRF and WPCRF programs.

The Authority plans to continue subsidizing loan interest rates for borrowers in both the WPCRF and DWRF in 2016. Beginning in 2015, to accelerate EPA capitalization grant expenditures, the Authority implemented additional procedures and policies in the funding of DWRF and WPCRF loans. All new direct and leveraged loans executed will be "open" funded in that the source of the funding for each loan could be grant and/or reloan, that will be determined by available funds, on a draw by draw basis. It is anticipated, but subject to EPA direction, that all loans will draw from available unliquidated grant funds until all grants are expended and then from reloan funds. Loans made prior to 2015 are not affected. Colorado's share of the 2016 Clean Water Revolving Fund grant allotment (for the WPCRF) is approximately \$10.7 million and the Drinking Water Revolving Fund 2016 grant allotment is approximately \$14.5 million.

The disadvantaged community (DC) loan programs are explained in Note 1 in the Notes to Financial Statements. Both revolving fund programs strongly support assistance to small disadvantaged communities. As of December 31, 2015, 129 base program DC loans had been executed, 74 in the DWRF and 55 in the WPCRF, with original principal amounts of \$56.0 million and \$37.9 million, respectively. Of the 129 loans, 65 are financed at a zero percent interest rate, 30 are financed at reduced rates and 52 received principal forgiveness (may not add up to total as some loans received a combination of partial principal forgiveness and reduced or zero interest on the remaining outstanding loan). Administrative fees are not assessed on zero percent loans. The foregone loan interest and administrative fees reduce the funds available for new loans and to pay administrative expenses; however, the financial impact to the programs is currently deemed acceptable in light of the benefits to the disadvantaged communities.

For 2016, the Authority is in the process of issuing up to approximately \$55.0 million in bonds to refund nine WPCRF bond issues and pass the savings on to approximately 23 borrowers whose loans are associated with the refunded bonds. In the process, eight repurchase agreement investments associated with the refunded bonds will be liquidated. The anticipated savings could amount to approximately \$6.5 million. The Authority is also planning on issuing approximately \$16.5 million in new money Clean Water bonds to provide funding for approximately \$47.5 million in leveraged loans for two borrowers under the WPCRF. The Authority continues to evaluate all outstanding bond issues for potential refunding opportunities in all programs.

The Authority continues to closely monitor the ratings of the counterparties of the remaining repos and the collateral that secures the repos. As described in the Notes to Financial Statements, the Authority will take appropriate action, as allowed under the terms of the agreements, if needed, to be reasonably assured that funds will be available when needed and/or that the ratings on the respective bonds are not lowered. The Authority continues to check its loan portfolio for the potential impact resulting from current economic conditions at the state and local level.

Colorado Water Resources and Power Development Authority
(A Component Unit of the State of Colorado)

Management's Discussion and Analysis (Unaudited)
Year ended December 31, 2015

Requests for Information

This financial report was designed to provide a general overview for all those with an interest in the Authority's finances. Questions concerning any of the information provided in this report or request for additional financial information should be addressed to:

Justin Noll, Controller
Colorado Water Resources & Power Development Authority
1580 Logan Street, Suite 620
Denver, Colorado 80203

THIS PAGE LEFT BLANK INTENTIONALLY

THIS PAGE LEFT BLANK INTENTIONALLY

**Colorado Water Resources
and Power Development Authority**
(A Component Unit of the State of Colorado)
Statement of Net Position
December 31, 2015

Assets	Water Operations	Water Pollution Control	Drinking Water	Totals
Current assets:				
Cash and cash equivalents	\$ 15,094,945	\$ 119,393,844	\$ 77,108,967	\$ 211,597,756
Federal grants receivable	-	236,709	2,844,015	3,080,724
Investment income receivable	17,198	30,138	21,081	68,417
Loans receivable	7,669,034	36,880,693	24,116,826	68,666,553
Due from other funds	3,830,899	-	-	3,830,899
Accounts receivable – borrowers	2,641,158	5,525,177	2,478,641	10,644,976
Other assets	41,971	-	-	41,971
Restricted assets:				
Cash and cash equivalents	14,177,278	30,025,118	26,893,208	71,095,604
Investments	-	10,010,535	3,102,401	13,112,936
Investment income receivable	3,524	265,458	243,520	512,502
Total current assets	<u>43,476,007</u>	<u>202,367,672</u>	<u>136,808,659</u>	<u>382,652,338</u>
Noncurrent assets:				
Restricted assets:				
Cash and cash equivalents	12,383,475	15,996,129	10,303,087	38,682,691
Investments	-	97,538,662	48,085,386	145,624,048
Investment income receivable	1,376	1,544,444	474,027	2,019,847
Securities not held for investment	5,130,000	-	-	5,130,000
Advance receivable	21,758,643	-	-	21,758,643
Loans receivable	137,567,003	459,272,966	294,559,093	891,399,062
Water depletion rights – Animas-La Plata	1,261,044	-	-	1,261,044
Capital assets – equipment, net of accumulated depreciation of \$121,983	20,723	-	-	20,723
Other assets	564,885	-	-	564,885
Total noncurrent assets	<u>178,687,149</u>	<u>574,352,201</u>	<u>353,421,593</u>	<u>1,106,460,943</u>
Total assets	<u>222,163,156</u>	<u>776,719,873</u>	<u>490,230,252</u>	<u>1,489,113,281</u>
Deferred Outflows of Resources				
Refunding costs	377,959	2,838,009	244,515	3,460,483
Pension contributions	186,927	-	-	186,927
Pension investment earnings	67,955	-	-	67,955
Total deferred outflows of resources	<u>632,841</u>	<u>2,838,009</u>	<u>244,515</u>	<u>3,715,365</u>
Liabilities				
Current liabilities:				
Project costs payable – direct loans	-	19,102,473	22,151,767	41,254,240
Project costs payable – leveraged loans	13,694,330	40,664,317	56,530,234	110,888,881
Bonds payable	7,240,000	26,640,000	12,515,000	46,395,000
Accrued interest payable	2,123,426	4,632,711	1,952,618	8,708,755
Accounts payable – borrowers	79,610	56,645	63,848	200,103
Accounts payable – other	3,677,955	-	-	3,677,955
Due to other funds	-	893,013	2,937,886	3,830,899
Other liabilities	1,276	421,923	381,664	804,863
Total current liabilities	<u>26,816,597</u>	<u>92,411,082</u>	<u>96,533,017</u>	<u>215,760,696</u>
Noncurrent liabilities:				
Project costs payable – direct loans	-	675,000	2,500,000	3,175,000
Project costs payable – leveraged loans	-	8,361,409	2,853,800	11,215,209
Bonds payable	130,080,000	287,850,000	130,420,000	548,350,000
Advance payable	-	8,347,243	13,411,400	21,758,643
Debt service reserve deposit	7,458,600	-	-	7,458,600
Net pension liability	3,332,749	-	-	3,332,749
Other liabilities	156,200	6,791,294	2,149,457	9,096,951
Total noncurrent liabilities	<u>141,027,549</u>	<u>312,024,946</u>	<u>151,334,657</u>	<u>604,387,152</u>
Total liabilities	<u>167,844,146</u>	<u>404,436,028</u>	<u>247,867,674</u>	<u>820,147,848</u>
Deferred Inflows of Resources				
Refunding benefits	-	339,047	48,627	387,674
Pension experience	247	-	-	247
Pension proportional share	17,323	-	-	17,323
Total deferred inflows of resources	<u>17,570</u>	<u>339,047</u>	<u>48,627</u>	<u>405,244</u>
Net Position				
Net investment in capital assets	20,723	-	-	20,723
Restricted	12,903,668	374,782,807	240,902,290	628,588,765
Unrestricted	42,009,890	-	1,656,176	43,666,066
Total net position	<u>\$ 54,934,281</u>	<u>\$ 374,782,807</u>	<u>\$ 242,558,466</u>	<u>\$ 672,275,554</u>

See accompanying notes to financial statements

**Colorado Water Resources
and Power Development Authority
(A Component Unit of the State of Colorado)
Statement of Revenues, Expenses and Changes in Net Position
December 31, 2015**

	<u>Water Operations</u>	<u>Water Pollution Control</u>	<u>Drinking Water</u>	<u>Totals</u>
Operating revenues:				
Interest on loans (including gain on prepayments of \$1,158,289)	\$ 10,904,809	\$ 9,608,309	\$ 3,727,179	\$ 24,240,297
Interest on investments	173,648	5,136,371	1,949,485	7,259,504
Loan administrative fees	-	5,392,161	3,952,853	9,345,014
EPA grants	-	480,942	6,207,008	6,687,950
Other	24,448	-	-	24,448
Total operating revenues	<u>11,102,905</u>	<u>20,617,783</u>	<u>15,836,525</u>	<u>47,557,213</u>
Operating expenses:				
Interest on bonds (including loss on extinguishment of \$2,006,137)	11,683,542	13,756,169	5,448,654	30,888,365
Bond issuance expense	91,475	-	-	91,475
Grant administration	-	2,830,450	1,389,587	4,220,037
Project expenses	213,826	-	-	213,826
Grants to localities - Authority funded	1,287,548	-	-	1,287,548
General and administrative	911,563	-	-	911,563
EPA set asides	-	-	5,122,840	5,122,840
Loan principal forgiven (includes \$3,965,102 under grant requirements)	-	915,522	3,053,188	3,968,710
Other	-	82,505	229,908	312,413
Total operating expenses	<u>14,187,954</u>	<u>17,584,646</u>	<u>15,244,177</u>	<u>47,016,777</u>
Operating income (loss)	(3,085,049)	3,033,137	592,348	540,436
EPA capitalization grants		16,810,608	27,400,451	44,211,059
Transfers in (out)	-	(161,158)	161,158	-
Change in net position	(3,085,049)	19,682,587	28,153,957	44,751,495
Net position, beginning of year, as previously reported	61,045,293	355,100,220	214,404,509	630,550,022
Adjustment for change in accounting principle	<u>(3,025,963)</u>	-	-	<u>(3,025,963)</u>
Net position, beginning of year, as restated	<u>58,019,330</u>	<u>355,100,220</u>	<u>214,404,509</u>	<u>627,524,059</u>
Net position – end of year	<u>\$ 54,934,281</u>	<u>\$ 374,782,807</u>	<u>\$ 242,558,466</u>	<u>\$ 672,275,554</u>

See accompanying notes to financial statements

**Colorado Water Resources
and Power Development Authority
(A Component Unit of the State of Colorado)
Statement of Cash Flows
Year Ended December 31, 2015**

	<u>Water Operations</u>	<u>Water Pollution Control</u>	<u>Drinking Water</u>	<u>Totals</u>
Cash flows from operating activities:				
Loan administrative fees received	\$ -	\$ 5,294,043	\$ 3,750,897	\$ 9,044,940
Federal funds received	-	576,588	6,771,609	7,348,197
Miscellaneous cash received	24,448	-	-	24,448
Cash payments for salaries and related benefits	(543,286)	(473,946)	(448,952)	(1,466,184)
Cash payments to other state agencies for services	-	(2,225,013)	(1,161,985)	(3,386,998)
Cash payments to vendors	(179,193)	(499,428)	(5,821,883)	(6,500,504)
Cash payments to localities for grant programs	(1,302,498)	-	-	(1,302,498)
Net cash provided (used) by operating activities	<u>(2,000,529)</u>	<u>2,672,244</u>	<u>3,089,686</u>	<u>3,761,401</u>
Cash flows from noncapital financing activities:				
Proceeds from the sale of bonds	-	16,633,996	8,200,483	24,834,479
Deposits for option to purchase water depletion rights	92,271	-	-	92,271
Federal funds received	-	16,810,608	27,400,451	44,211,059
Principal paid on bonds	(109,555,000)	(27,795,000)	(12,065,000)	(149,415,000)
Interest paid on bonds (including extinguishments)	(11,669,173)	(14,725,284)	(6,204,226)	(32,598,683)
Cash payment for bond issuance costs	(85,670)	(156,261)	(151,414)	(393,345)
Net cash provided (used) by noncapital financing activities	<u>(121,217,572)</u>	<u>(9,231,941)</u>	<u>17,180,294</u>	<u>(113,269,219)</u>
Cash flows from capital and related financing activities:				
Purchase of capital assets	(13,789)	-	-	(13,789)
Cash flows from investing activities:				
Proceeds from sales or maturities of investments	-	9,769,528	2,806,950	12,576,478
Interest received on investments	257,093	5,329,703	2,037,194	7,623,990
Interest received on loans (including prepayments)	11,827,420	9,674,689	3,766,785	25,268,894
Principal repayments from localities on loans	110,021,238	35,937,955	22,266,242	168,225,435
Cash received from (paid to) other accounts	709,800	(929,558)	219,758	-
Cash disbursed to localities for loans	(9,450,766)	(34,435,255)	(44,842,513)	(88,728,534)
Cash payment for arbitrage rebate	-	(143,531)	-	(143,531)
Cash payments of interest to borrowers	(911,416)	-	-	(911,416)
Net cash provided (used) by investing activities	<u>112,453,369</u>	<u>25,203,531</u>	<u>(13,745,584)</u>	<u>123,911,316</u>
Net increase (decrease) in cash and cash equivalents	(10,778,521)	18,643,834	6,524,396	14,389,709
Cash and cash equivalents, beginning of year	52,434,219	146,771,257	107,780,866	306,986,342
Cash and cash equivalents, end of year	<u>\$ 41,655,698</u>	<u>\$ 165,415,091</u>	<u>\$ 114,305,262</u>	<u>\$ 321,376,051</u>

(continued)

**Colorado Water Resources
and Power Development Authority
(A Component Unit of the State of Colorado)
Statement of Cash Flows
Year Ended December 31, 2015**

	<u>Water Operations</u>	<u>Water Pollution Control</u>	<u>Drinking Water</u>	<u>Totals</u>
Reconciliation of cash and cash equivalents to statement of net position				
Unrestricted cash and cash equivalents	\$ 15,094,945	\$ 119,393,844	\$ 77,108,967	\$ 211,597,756
Current restricted cash and cash equivalents	14,177,278	30,025,118	26,893,208	71,095,604
Noncurrent restricted cash and cash equivalents	12,383,475	15,996,129	10,303,087	38,682,691
Total cash and cash equivalents	<u>\$ 41,655,698</u>	<u>\$ 165,415,091</u>	<u>\$ 114,305,262</u>	<u>\$ 321,376,051</u>
Reconciliation of operating income (loss) to net cash provided (used) by operating activities:				
Operating income (loss)	\$ (3,085,049)	3,033,137	\$ 592,348	\$ 540,436
Adjustments to reconcile operating income (loss) to net cash provided (used) by operating activities:				
Depreciation expense	11,514	-	-	11,514
Accrued sick leave expense	11,400	-	-	11,400
Interest on bonds (including extinguishments)	11,683,542	13,756,169	5,448,654	30,888,365
Interest on loans (including prepayments)	(10,904,809)	(9,608,309)	(3,727,179)	(24,240,297)
Interest on investments	(173,648)	(5,136,371)	(1,949,485)	(7,259,504)
Pension expense	256,401	-	-	256,401
Loan principal forgiven	-	915,522	3,053,188	3,968,710
Bond issuance expense	91,475	-	-	91,475
Change in assets, deferred outflows and liabilities:				
Decrease in due from other funds	1,061,585	-	-	1,061,585
Increase in accounts receivable – borrowers	-	(98,118)	(201,956)	(300,074)
Decrease in federal grant receivables	-	95,646	564,601	660,247
Increase in other assets	(20,762)	-	-	(20,762)
Increase in deferred outflows - pension contributions	(186,927)	-	-	(186,927)
Decrease in accounts payable – other	(745,251)	-	-	(745,251)
Decrease in due to other funds	-	(285,432)	(690,485)	(975,917)
Net cash provided (used) by operating activities	<u>\$ (2,000,529)</u>	<u>\$ 2,672,244</u>	<u>\$ 3,089,686</u>	<u>\$ 3,761,401</u>
Supplemental cash flows information				
Noncash investing activities				
Loans receivable issued related to projects payable	\$ -	\$ 59,202,062	\$ 47,005,394	\$ 106,207,456
Amortization of deferred loan interest income	-	1,185	-	1,185
Principal forgiveness/reductions on loans	-	1,022,385	3,526,672	4,549,057
Noncash noncapital financing activities				
Amortization of deferred amount from refunding	49,527	418,434	68,856	536,817
Amortization of refunding liability	-	1,158,940	722,065	1,881,005
Amortization of prepaid bond insurance	91,475	-	-	91,475
Underwriter's discount paid from bond proceeds	-	93,389	76,064	169,453
Loss on prepayment relating to prepaid bond insurance	805,767	-	-	805,767

See accompanying notes to financial statements

THIS PAGE LEFT BLANK INTENTIONALLY

**Colorado Water Resources
and Power Development Authority
(A Component Unit of the State of Colorado)
Notes to Financial Statements
December 31, 2015**

Note 1: Organization

Colorado Water Resources and Power Development Authority (the Authority) is a political subdivision of the State of Colorado (the State) established pursuant to the Colorado Water Resources and Power Development Act, Title 37, Article 95 of the Colorado Revised Statutes, as amended. The Authority is governed by a nine-member Board of Directors (the Board) who are appointed by the Governor of the State of Colorado with consent of the Colorado State Senate.

Reporting Entity

The Authority follows the Governmental Accounting Standards Board (GASB) accounting pronouncements that provide guidance for determining which governmental activities, organizations, and functions should be included within the financial reporting entity. GASB pronouncements set forth the financial accountability of a governmental organization's governing body as the basic criterion for including a possible governmental component unit in a primary government's financial reporting entity. Financial accountability includes, but is not limited to, appointment of a voting majority of the organization's governing body, ability to impose its will on the organization, or a potential for the organization to provide specific financial benefits or burdens and fiscal dependency.

The Authority is not financially accountable for any other organization. Under current GASB pronouncements, the Authority has been determined to be a component unit of the State of Colorado (the primary government). As such, the Authority's financial statements are included in the basic financial statements issued by the State.

The Authority was created to initiate, acquire, construct, maintain, repair, and operate, or cause to be operated, projects for the protection, preservation, conservation, upgrading, development, and utilization of the water resources of the State. The Authority is authorized to issue bonds, notes or other obligations which constitute its debt and not debt of the State.

Water Operations Enterprise Fund

One of the activities of the Water Operations Enterprise Fund is to administer the Small Water Resources Projects Program (SWRP). Although the Authority is statutorily authorized to finance individual water resources project loans up to \$500 million, the SWRP is currently limited by contract to \$150 million of total outstanding debt (excluding refunding bonds). All costs of project development may be financed through the SWRP.

Pursuant to the SWRP, proceeds of the bonds issued by the Authority are to be used to fund loans to local governmental agencies. Each local government evidences its obligations under its loan agreement by the issuance to the Authority of a governmental agency bond which is to be secured by a pledge of a specific revenue source or by a general obligation pledge. The repayments pursuant to the loan agreements by the local governmental agencies participating in the SWRP are structured to provide amounts sufficient to pay the principal and interest on the bonds issued by the Authority. The SWRP Debt Service Reserve for the bonds issued by the Authority is funded by the Authority from available monies of the Authority. The principal and interest on the bonds issued by the Authority have been insured as to repayment to the bondholders.

**Colorado Water Resources
and Power Development Authority
(A Component Unit of the State of Colorado)
Notes to Financial Statements
December 31, 2015**

In addition to the SWRP, in 1998, the Authority established the Water Revenue Bonds Program (WRBP) as part of the Water Operations Enterprise Fund. The WRBP was created to fund those projects that cannot be approved under the SWRP and are not eligible for funding or there is insufficient loan capacity under the Drinking Water Revolving Fund (DWRF) or the Water Pollution Control Revolving Fund (WPCRF), two other funds administered by the Authority. The Authority is authorized to finance individual water resources project loans of \$500 million or less without approval from the State legislature. All costs of project development may be financed through the WRBP. Each local government evidences its obligations under its loan agreement by the issuance to the Authority of a governmental agency bond, which is secured by a pledge of a specific revenue source or by a general obligation pledge. The repayments, pursuant to the loan agreements by the local governmental agencies, are sufficient to pay the principal and interest on the bonds issued by the Authority. During the construction period, investment interest earned in the borrowers' project accounts may be requisitioned for project costs or to decrease loan interest payable to the Authority. Therefore, the Authority records investment interest as a liability in the accounts payable – borrowers account in the statements of net position.

As discussed in Note 2(f), the Authority coordinated with the borrowers that executed loans funded by the WRBP Bonds to invest the bond proceeds in securities allowable under the Authority's investment policy. The purchases of securities with bond proceeds was approved because the yield on these securities was greater than the rate available from local government investment pools and because the borrowers assumed the risks associated with changes in the market values. The securities may be held in project accounts and/or debt service reserve funds and are recorded in the statements of net position as securities not held for investment.

During 2008, two new loan programs were created in the Water Operations Fund. Senate Bill 08-221 was enacted and authorized the Authority to issue bonds within the Watershed Protection and Forest Health Projects Program (WPFHP). Issued bonds are limited to a maximum of \$50 million and the proceeds would be used to fund loans to local governments. The loans will be made for approved projects, subject to the terms specified in the Federal Clean Water Act of 1987 (the Act). One of the primary purposes for the program is to mitigate the effects of the pine bark beetle infestation in the Colorado forests. The program was on schedule to sunset in July 2013, but was extended by the legislature for another 10 years. In June 2008, the Authority's Board of Directors approved a Small Hydro Loan Program (SHLP) that was implemented in 2009. Loans for this program will be funded from unrestricted Authority cash and are limited to a maximum of \$2 million per borrower, up to a combined total of \$10 million. The maximum loan term is 20 years with an interest rate of 2%.

During 2012, the Board approved a one-time Grant Assistance Program (GAP) in the amount of \$2.5 million to fund eligible water and wastewater projects (\$1.25 million allocated to each). The grants are funded from unrestricted Authority cash. The program was created to fill the gap in available federal funds and other sources by providing financial assistance to smaller local governmental agencies. The program contained specific eligibility requirements, including a \$250,000 limit per entity subject to a 20% matching requirement from the governmental agency. The applications were subject to a GAP prioritization process that was used to rank projects prior to approval. The program carried over into 2015 because not all of the grants were expended in 2014. All remaining GAP funds were expended in 2015.

Animas-La Plata Project

In a 2001 contract with the Animas-La Plata Water Conservancy District (the District), the Authority agreed to fund the District's payment of the non-tribal water capital obligation of the reconfigured Animas-La Plata Project in exchange for the District's 2,600 ac-ft of average annual depletion allocation.

**Colorado Water Resources
and Power Development Authority
(A Component Unit of the State of Colorado)
Notes to Financial Statements
December 31, 2015**

As a result of this agreement, the Authority entered into a Funding Agreement and Repayment Contract with the United States Bureau of Reclamation (the Bureau), to fund this upfront capital obligation. The Authority made construction progress payments to the Bureau for the construction of Animas-La Plata Project facilities. As of December 31, 2013, the Ridges Basin Dam is complete and the Lake Nighthorse Reservoir has been filled to capacity. The payments are capitalized as water depletion rights on the statements of net position.

In 2005, the District agreed to purchase 700 ac-ft of average annual depletion and provided earnest money deposit of \$90,453 and the City of Durango executed an agreement with the Authority giving the City the option to purchase 1,900 ac-ft of average annual depletion and provided an option payment of \$1,051,175. Both entities executed contracts in 2013.

Water Pollution Control Enterprise Fund

The Water Pollution Control Enterprise Fund includes the operations of the WPCRF, also known as the State Revolving Fund, and the Nonrevolving Fund. The Nonrevolving Fund accounts for administrative grant proceeds, loan administrative fees, and state match not drawn for projects.

The WPCRF was created by State statute (CRS 37-98-107.6) in response to the mandate from the Act. The Authority was authorized statutorily to implement the revolving loan portion of the Act. The WPCRF was established for the purpose of financing loans to local governmental agencies for the construction of publicly-owned wastewater treatment projects and nonpoint source projects that meet specified eligibility requirements and that are placed on the *Water Pollution Control Revolving Fund Project Eligibility List* established in accordance with State statute. The statutes also authorize the Authority to issue bonds for such purposes and to designate assets in the WPCRF that may be pledged and assigned as security for payment of such bonds.

Pursuant to statutes, with the written consent of the Colorado Department of Public Health and Environment, the Authority is authorized, on behalf of the State, to execute all operating agreements and capitalization grant agreements with the United States Environmental Protection Agency (EPA). The Authority, the Water Quality Control Division of the Colorado Department of Public Health and Environment, and the Division of Local Government of the Colorado Department of Local Affairs have entered into a Memorandum of Agreement under which each has agreed to assume specified responsibilities in connection with the operation of the WPCRF. In 2015, the Authority incurred expenses for the two agencies totaling \$2,093,242, in accordance with the agreement.

The WPCRF is capitalized by grants awarded by the EPA. Matching funds are provided by the Authority or its borrowers. In order to receive capitalization grants, matching funds must be provided in a ratio of \$1 of state match for every \$5 of capitalization grants. Administrative expense reimbursements funded by EPA capitalization grants are limited to a percentage (5/6th of 4%) of the capitalization grants. The 2015, 2014 and 2013 grants contained conditions that included (1) a minimum percentage of the grant award be used for providing grants, negative interest rate loans or principal forgiveness, (2) a requirement that Davis-Bacon Act provisions be applied to the grant expenditures and (3) minimum percentages of the grants are required to be expended on “green” infrastructure. The 2014 and 2015 grants contained the condition requiring borrowers to abide by the American Iron and Steel provision.

The Authority issues bonds to provide loans to local governmental entities, either individually or in pools. Loans to borrowers may be provided from federal grants, bond proceeds and reloan funds (recycled grant funds). The matching requirement for the federal grants is provided by the Authority in the form of cash.

**Colorado Water Resources
and Power Development Authority
(A Component Unit of the State of Colorado)
Notes to Financial Statements
December 31, 2015**

The Authority may use the reserve fund model or a cash flow model when financing leveraged loans depending on economic conditions at time of bond issuance. With the reserve fund model, bonds are issued in an amount that equals the leveraged and the allocated grant portions of the loan and deposited to the borrower's project account. In addition, an amount equal to the required state match portion of the loan is deposited to the borrower's project account. When payments are made to the borrower for requisitioned project costs, the grant portion of the requisition is drawn from the EPA and paid to the borrower along with proportional bond proceeds and state match funds from the project account. At the same time, an amount of bond proceeds equal to the grant portion of the requisition is transferred to the DSRF to provide for the debt service reserve requirements. The balance in the DSRF is reduced annually by scheduled transfers to the reloan account (deallocation) as the debt service requirements change as bonds are paid. Reloan (recycled SRF proceeds) funds can replace the grant/state match portion of the loan. Investment interest earned in the project and matching account is applied as credits against the borrower's loan interest and principal (providing the subsidy to the borrower). With the cash flow model, bonds are issued only in the amount of the leveraged portion of the loan and deposited to the borrower's project account. The grant portion of the loans is drawn from the EPA, and along with the required proportional share of state match, are deposited to the borrower's project on a requisition basis and paid to the borrower along with the proportional leveraged portion or the requisition. The DSRF is fully funded from reloan funds at the execution of the bond issue and remains in the account until the requirement changes or full maturity of the bonds, at which time, it is transferred back to the reloan account. In the cash flow model, the subsidy to the borrower is provided by the sizing of the bond issuance to the grant/state match or reloan portion of the loan.

Each local governmental agency evidences its obligation to the Authority under its loan agreement by the issuance to the Authority of a governmental agency bond, which is secured by a pledge of a specific revenue source or by a general obligation pledge. The loan repayments made by the local governmental agencies pursuant to direct loan agreements are structured, in the aggregate, to provide amounts sufficient to repay the Authority principal and stated interest (which may include an administrative surcharge). The loan repayments made by the local governmental agencies pursuant to leveraged loan agreements are structured, in the aggregate, to provide amounts sufficient to repay principal, premium (if any) and interest (less certain expected investment earnings) on the bonds issued by the Authority for the leveraged loans, as well as cash advances or bonds issued to provide the state matching requirements (if needed), and an administrative surcharge.

Loans are made at or below market interest rates (at terms generally not exceeding 20 years plus the construction period) with principal and interest payments commencing no later than one year after completion of the borrowers' projects. During 2005, the Board approved a Disadvantaged Community Loan Program, whereby local governmental entities, with populations of 5,000 or less, may receive loans up to \$2.5 million for a term of 20 years. This program became effective January 1, 2006. These loans carry a 0% interest rate if the community's median household income is less than or equal to 60% of the State's median household income, and an interest rate of 50% of the approved direct loan rate if the community's median household income is 61% to 80% of the State's median household income. In 2014, the board changed the population definition of a disadvantaged community to 10,000 or less. Also in 2014, the Water Resources and Reform Development Act (WRRDA) allowed for a Disadvantaged Community loan to extend out to a 30 year term. The Board approved a 0% interest rate on American Recovery and Reinvestment Act of 2009 (ARRA) loans with remaining principal balances after any application of principal forgiveness.

**Colorado Water Resources
and Power Development Authority
(A Component Unit of the State of Colorado)
Notes to Financial Statements
December 31, 2015**

Drinking Water Enterprise Fund

Drinking Water Revolving Fund

The Drinking Water Enterprise Fund includes the operations of the DWRF, also known as the State Revolving Fund, and the Nonrevolving Fund. The Nonrevolving Fund accounts for Safe Drinking Water set asides, including administrative grant proceeds, state direct loan program and loan administrative fees.

The DWRF was created by State statute (CRS 37-95-107.8) in 1995, in anticipation of the reauthorization of the federal Safe Drinking Water Act (SDWA). The SDWA was reauthorized in 1996 with a state revolving fund loan program. The DWRF was established to provide assistance to governmental agencies for projects that appear on the *Drinking Water Revolving Fund Project Eligibility List* (the List). The List, established in accordance with State statute, consists of new or existing water management facilities that extend, protect, improve, or replace domestic drinking water supplies in the State of Colorado and for any other means specified in the SDWA. The statutes also authorize the Authority to issue bonds for such purposes and to designate assets in the DWRF that may be pledged and assigned as security for payment of such bonds.

Pursuant to statutes, with the written consent of the Colorado Department of Public Health and Environment, the Authority is authorized, on behalf of the State, to execute all operating agreements and capitalization grant agreements with the EPA. The Authority, the Water Quality Control Division of the Colorado Department of Public Health and Environment and the Division of Local Government of the Colorado Department of Local Affairs have entered into a Memorandum of Agreement under which each has agreed to assume specified responsibilities in connection with the operation of the DWRF. In 2015, the Authority incurred expenses for the two agencies totaling \$5,838,056, in accordance with the agreement, which includes set asides paid to the Water Quality Control Division of the Colorado Department of Public Health and Environment as discussed below.

The DWRF is capitalized by grants awarded by the EPA. Matching funds are provided by the Authority. In order to receive capitalization grants, matching funds must be provided in a ratio of \$1 of state match for every \$5 of total capitalization grants. Administrative expense reimbursements funded by EPA capitalization grants are limited to a percentage (4%) of the capitalization grants. The 2015, 2014 and 2013 base program grants contained conditions that included (1) a minimum of percentage of the grant award be used for providing grants, negative interest rate loans or principal forgiveness and (2) a requirement that Davis-Bacon Act provisions be applied to the grant expenditures. The 2014 and 2015 grants contained the condition requiring borrowers to use American Iron and Steel.

The Authority issues bonds to provide loans to local governmental agencies, either individually or in pools. Loans/grants to borrowers may be provided from federal grants, bond proceeds, reloan funds and state funds. The matching requirement for the federal grants is provided by the Authority in the form of cash.

The Authority may use the reserve fund model or a cash flow model when financing leveraged loans depending on economic conditions at time of bond issuance. With the reserve fund model, bonds are issued in an amount that equals the leveraged and the allocated grant portions of the loan and deposited to the borrower's project account. In addition, an amount equal to the required state match portion of the loan is deposited to the borrower's project account. When payments are made to the borrower for requisitioned project costs, the grant portion of the requisition is drawn from the EPA and paid to the borrower along with proportional bond proceeds and state match funds from the project account. At the same time, an amount of bond proceeds equal to the grant portion of the requisition is transferred to the DSRF to provide for the debt service reserve requirements. The balance in the DSRF is reduced annually

**Colorado Water Resources
and Power Development Authority
(A Component Unit of the State of Colorado)
Notes to Financial Statements
December 31, 2015**

by scheduled transfers to the reloan account (deallocation) as the debt service requirements change as bonds are paid. Reloan (recycled SRF proceeds) funds can replace the grant/state match portion of the loan. Investment interest earned in the project and matching account is applied as credits against the borrower's loan interest and principal (providing the subsidy to the borrower). With the cash flow model, bonds are issued only in the amount of the leveraged portion of the loan and deposited to the borrower's project account. The grant portion of the loans is drawn from the EPA, and along with the required proportional share of state match, are deposited to the borrower's project on a requisition basis and paid to the borrower along with the proportional leveraged portion or the requisition. The DSRF is fully funded from reloan funds at the execution of the bond issue and remains in the account until the requirement changes or full maturity of the bonds, at which time, it is transferred back to the reloan account. In the cash flow model, the subsidy to the borrower is provided by the sizing of the bond issuance to the grant/state match or reloan portion of the loan.

Each local governmental agency evidences its obligation to the Authority under its loan agreement by the issuance to the Authority of a governmental agency bond, which is secured by a pledge of a specific revenue source or by a general obligation pledge. The loan repayments made by the local governmental agencies pursuant to direct loan agreements are structured, in the aggregate, to provide amounts sufficient to repay the Authority principal and stated interest (which may include an administrative surcharge). The loan repayments made by the local governmental agencies pursuant to leveraged loan agreements are structured, in the aggregate, to provide amounts sufficient to repay principal, premium (if any) and interest (less certain expected investment earnings) on the bonds issued by the Authority for the leveraged loans, as well as cash advances or bonds issued to provide the state matching requirements (if needed), and an administrative surcharge.

Loans are made at or below market interest rates (at terms generally not exceeding 20 years plus the construction period) with principal and interest payments commencing no later than one year after completion of the borrowers' project(s). During 2005, the Board approved a Disadvantaged Community Loan Program, whereby local governmental entities, with populations of 5,000 or less, may receive loans up to \$2.5 million for a term of up to 30 years. These loans carry a 0% interest rate if the community's median household income is less than or equal to 60% of the State's median household income, and an interest rate of 50% of the approved direct loan rate if the community's median household income is 61% to 80% of the State's median household income. In 2014, the board changed the population definition of a Disadvantaged Community to 10,000 or less. The Board approved a 0% interest rate on ARRA loans with remaining principal balances after any application of principal forgiveness.

Set Asides

The SDWA allows the State to "set aside" up to 31% of the annual capitalization grant for water quality programs and administration. With these set asides, the Authority, through the Water Quality Control Division of the Colorado Department of Public Health and Environment, provides assistance in the form of grants, with no repayment obligations, to eligible entities. Up to 10% of the DWRF's capitalization grants may be used for source water protection, capacity development, public water system supervision, and wellhead protection. In 1997, the entire 10% was used for source water protection, but since then no further funds have been set aside for this activity. Up to 15% (no more than 10% for any one purpose) of each grant may be used for the following items: loans for public water systems to acquire land or conversion easements, loans for community systems to implement source water protection measures or to implement recommendations in source water petitions, technical, and financial assistance to public water systems for capacity development, expenditures to delineate or assess source water protection areas, and expenditures to establish and implement wellhead protection programs. Up to 4% of the Authority's capitalization grants may be used for administration, and up to 2% of the capitalization grants each year

**Colorado Water Resources
and Power Development Authority
(A Component Unit of the State of Colorado)
Notes to Financial Statements
December 31, 2015**

may be used for an operator training and technical assistance (SSTTA) set aside to aid small community systems.

The Authority provides the matching requirement (20%) for set aside grants in the State Revolving Fund as grant funds are drawn for requisitions.

State Loans

Prior to receiving the award of the first federal capitalization grant, the DWRF loaned state-funded monies directly to local governmental agencies.

Note 2: Summary of Significant Accounting Policies

The significant accounting policies of the Authority are described as follows:

(a) Fund Accounting

The Authority is engaged only in business-type activities. To account for these activities, the accounts of the Authority are organized on the basis of three separate enterprise funds, each of which is considered a separate accounting entity. The accounting policies of the enterprise funds (Water Operations Fund, Water Pollution Control Fund and Drinking Water Fund) conform to accounting principles generally accepted in the United States of America as applicable to governmental units accounted for as enterprise funds. Enterprise funds are used since the Authority's powers are related to those operated in a manner similar to a financing institution where net income and capital maintenance are appropriate determinations of accountability. Each enterprise fund is considered a major fund in accordance with GASB Statement No. 34 (GASB 34), *Basic Financial Statements – and Management's Discussion and Analysis – for State and Local Governments*, as amended.

(b) Basis of Accounting

The Authority's financial statements are reported using the economic resources measurement focus and the accrual basis of accounting where revenues are recognized when earned and expenses when incurred for all exchange transactions, while those from government-mandated nonexchange transactions (principally federal grants) are recognized when all applicable eligibility requirements are met.

(c) Cash Equivalents

The Authority considers cash deposits held by the State Treasurer, money market mutual funds, investment pools, and other highly liquid investments with a maturity of three months or less when purchased to be cash equivalents.

(d) Prepaid Bond Insurance Costs

Prepaid bond insurance costs are reported as an asset and are recognized as an expense over the duration of the related debt using the straight-line method.

(e) Investments

The Authority records investments at fair value.

**Colorado Water Resources
and Power Development Authority
(A Component Unit of the State of Colorado)
Notes to Financial Statements
December 31, 2015**

(f) Securities Not Held For Investment

Securities purchased with WRBP bond proceeds were approved for purchase by the governmental agencies (borrowers) that executed the loans funded by the bonds. The maturities of the securities held in the project accounts coincide with the borrowers' projected construction cost schedules. The borrowers assume the risks related to the value of the securities. The borrowers also control their reimbursement schedules and plan to hold each security to maturity. The securities held in the respective debt service reserve funds are subject to market fluctuations; however, the borrowers are required to maintain the debt service reserve requirement pursuant to the terms of the bond resolutions. Therefore, carrying these securities at par value is the appropriate accounting treatment, which reflects the value of the securities upon maturity. As discussed above, the Authority records investment interest as a liability in accounts payable – borrowers.

(g) Loans Receivable

Loans receivable represent outstanding principal amounts lent to borrowers for the construction of water, wastewater and other water infrastructure projects. An allowance for uncollectible loans receivable has not been established since historical collection experience has shown amounts to be fully collected when due.

(h) Restricted Assets

Restricted assets represent cash and cash equivalents, investments, securities not held for investment and investment income receivable contained in project accounts, debt service accounts, debt service reserve accounts, state match holding accounts and the Animas-La Plata earnest money deposits and escrow accounts. Leveraged loans receivable provide security for the associated bonds; and loan payments received, net of state match principal and administrative fees, are restricted for payment of bond debt service.

(i) Capital Assets – Equipment

Equipment is recorded at cost. Depreciation expense is computed using the straight-line method over the estimated economic useful life of five years.

(j) Deferred Inflows and Outflows of Resources

A deferred inflow of resources is an acquisition of net position by a government that is applicable to a future reporting period and a deferred outflow of resources is a consumption of net position by a government that is applicable to a future reporting period. Both deferred inflows and outflows are reported in the statements of net position but are not recognized in the financial statements as revenues and expenses until the period(s) to which they relate.

(k) Amortization

Bond refunding costs or benefits are amortized using the effective interest method over the life of the outstanding bonds. The amortization amount is a component of interest on bonds, and the unamortized balances are recorded as deferred outflows of resources or deferred inflows of resources. The cost of issuing bonds is expensed in the period incurred, except for the premiums paid for bond insurance. As described above, prepaid bond insurance costs are included in other assets and are amortized using the straight-line method over the remaining life of the bonds. Prepaid bond insurance amortization is a component of bond issuance expense. Prepaid loan interest, resulting from a negotiated loan prepayment,

**Colorado Water Resources
and Power Development Authority
(A Component Unit of the State of Colorado)
Notes to Financial Statements
December 31, 2015**

is amortized over the number of years for which interest was prepaid and the unamortized balance is recorded as a deferred inflow.

Pension investment earnings are amortized using the straight-line method over a five year period. The pension change in proportional share and change in experience are amortized using the straight-line method over the average expected service life of all employees. These all are a component of pension expense.

Depending on the bond pricing structure, original issue discounts or premiums subtract from, or add to, net bond proceeds. The net proceeds are deposited in borrowers' project accounts and are made available for requisitions. Because the monetary effects of the discounts and premiums are passed through to the borrowers, the Authority makes no provision for the amortization of these amounts, except on refundings.

(l) Compensated Absences

The Authority has a policy which allows employees to accumulate unused vacation and sick leave benefits up to a certain maximum number of days. Compensated absences are recognized as current salary costs are incurred and are recorded in other liabilities in the statements of net position.

(m) Project Costs Payable

Project costs payable represents the liability of amounts loaned to borrowers that have not been requisitioned by the borrowers for their projects as of year-end. Project costs payable – leveraged loans is the liability for loans funded from bond proceeds, while project costs payable – direct loans is the liability for loans funded with available cash (reloan) or federal grant dollars, within the respective fund.

(n) Advance Receivable and Payable

The Water Operations Fund makes advances to the WPCRF and the DWRF for the purpose of financing the capitalization grant matching requirements. The advance is non-interest bearing. The advance is repaid from surplus loan administrative fees from the respective fund.

(o) Net Position

Net investment in capital assets represents capital assets, net of accumulated depreciation. Net position of the Authority is classified as restricted when external constraints imposed by debt agreements, grantors, or laws are placed on net position use. Unrestricted net position has no external restrictions and is available for the operations of the Authority.

(p) Operating Revenues and Expenses

Substantially all revenues and expenses, including interest received on investments and loans and interest paid on bonds, are considered operating items since the Authority issues bonds to finance loans for specific projects. In accordance with GASB 34, federal EPA capitalization grants are shown below operating income (loss) on the statements of revenues, expenses and changes in net position.

(q) Use of Estimates

The preparation of financial statements, in conformity with accounting principles generally accepted in the United States of America, requires management of the Authority to make estimates and judgments that affect the reported amounts of assets and liabilities and the disclosures of contingencies at the date of the financial statements and revenues and expenses recognized during the reporting period. Actual results could differ significantly from those estimates.

**Colorado Water Resources
and Power Development Authority
(A Component Unit of the State of Colorado)
Notes to Financial Statements
December 31, 2015**

(r) Advance Refunding of Bonds

When favorable market conditions develop, the Authority considers advance refunding earlier bond issues having higher interest rates. The Authority's refunding policy includes a targeted 5% present value savings rate before the refunding process is considered cost beneficial. Proceeds from the refunding bonds are used to pay bond issuance costs, including estimated future administrative costs of the Authority, and the balance of the proceeds is deposited into the refunded bonds escrow account. Transferring the bonds to an escrow account constitutes a legal defeasance; therefore, the refunded bonds are removed from the financial statements. The Authority's current policy is to pass the refunding benefits through to associated leveraged loan borrowers. The reduction in bond debt service is credited to the loan repayments of the borrowers. When approved by the Board, program funds may be used to augment refunding bond proceeds in current and advanced refunding cash flows. Program funds are repaid by borrowers' loan repayments that exceed refunding bond debt service over the terms of the loans and bonds.

(s) Resource Use

When both restricted and unrestricted resources are available for use, it is the Authority's policy to use restricted resources first, then unrestricted resources as they are needed.

(t) Arbitrage Rebate Payable

The Authority accrues a liability for its estimated arbitrage rebate liability due to the federal government. An arbitrage rebate liability is created when, in certain circumstances, the Authority reinvests the proceeds of tax-exempt securities in higher yielding taxable securities. The amount the Authority will be required to remit to the federal government could differ materially from the estimated liability in the near term. Arbitrage rebate payable is included in other liabilities on the statements of net position.

(u) Loan Principal Forgiveness

Leveraged loans in the WPCRF and DWRP contain interest rates that are subsidized, in part, by investment interest earned on outstanding principal balances in the respective borrowers' project accounts. After a borrower fully expends its project funds, any investment interest earned above the projected amount is passed through to the borrower as additional loan interest or principal credits. If credits are applied to loan principal, a corresponding amount is recorded as principal forgiveness, an operating expense. Beginning in 2010, base program grants for the WPCRF and DWRP contained grant conditions that included additional loan subsidies, grants or principal forgiveness. The Authority chose to meet this condition by offering loan principal forgiveness. In general, the Authority adopted a policy to forgive loan principal of up to \$2.0 million per eligible loan. Principal forgiveness related to EPA requirements is recorded in the period the loan is executed.

(v) Loan and Bond Prepayments

When favorable market conditions exist, borrowers may prepay loans, subject to the terms of the loan agreements and the associated bond resolutions. When a loan prepayment is authorized, the Authority uses the cash flow, including amounts above the carrying value of the loan (*i.e.* gain on prepayment), to extinguish the related debt, including the loss from the extinguishment. Historically, the amount of cash collected on the prepaid loans is approximately the same or slightly higher than the excess of cash required to extinguish the related debt.

**Colorado Water Resources
and Power Development Authority
(A Component Unit of the State of Colorado)
Notes to Financial Statements
December 31, 2015**

(w) Pensions

The Authority participates in the State Division Trust Fund (SDTF), a cost-sharing multiple-employer defined benefit pension fund administered by the Public Employees' Retirement Association of Colorado (PERA). The net pension liability, deferred outflows of resources and deferred inflows of resources related to pensions, pension expense, information about the fiduciary net position and additions to/deductions from the fiduciary net position of the SDTF have been determined using the economic resources measurement focus and the accrual basis of accounting. For this purpose, benefit payments (including refunds of employee contributions) are recognized when due and payable in accordance with the benefit terms. Investments are reported at fair value.

The pension activity of the Authority is recorded in the Water Operations Fund. It is not allocated to the Water Pollution Control Fund or Drinking Water Fund as those funds are used to account for the activity associated with the capitalization grants.

Note 3: Deposits and Investments

Deposits

The Colorado Public Deposit Protection Act (PDPA) requires that all units of Colorado governments deposit cash in eligible public depositories. State regulators determine the eligibility of depositories. Amounts on deposit in excess of federal insurance levels must be collateralized. The eligible collateral is determined by the PDPA. PDPA allows the financial institution to create a single collateral pool for all public funds. The pool for all the uninsured public deposits as a group is to be maintained by another financial institution or held in trust. The fair value of the collateral must be at least equal to 102% of the aggregate uninsured deposits.

The State regulatory commissions for banks and financial services are required by statute to monitor the naming of eligible depositories and reporting of the uninsured deposits and assets maintained in the collateral pools.

At December 31, 2015, the Authority's deposits had a bank balance of \$2,073,112, and a carrying amount of \$2,061,724. The differences between the bank balances and carrying amounts are due to outstanding reconciling items (primarily outstanding checks) at year-end. Of the bank balances, \$250,000 was insured by federal depository insurance.

Custodial credit risk. Custodial credit risk is the risk that in the event of a bank failure, the Authority's deposits may not be returned. The Authority's investment policy (the policy) does not limit the amount of deposit custodial credit risk. Under the provisions of GASB Statement No. 40, *Deposit and Investment Risk Disclosures - an amendment of GASB Statement No. 3* (GASB 40), deposits collateralized under PDPA are not deemed to be exposed to custodial credit risk. Accordingly, deposits for the Authority over \$250,000 are deemed to be covered under PDPA.

Investments

Colorado statutes specify investment instruments meeting defined rating and risk criteria in which Colorado governmental units may invest, which include:

- Obligations of the United States and certain U.S. government agency securities
- Certain international agency securities

**Colorado Water Resources
and Power Development Authority
(A Component Unit of the State of Colorado)
Notes to Financial Statements
December 31, 2015**

- General obligation and revenue bonds of U.S. local government entities
- Bankers' acceptances of certain banks
- Commercial paper
- Written repurchase agreements collateralized at no less than 102% by certain authorized securities
- Certain money market mutual funds
- Guaranteed investment contracts
- Local government investment pools

The Authority's investment policy authorizes similar investments to those detailed above, although certain investments such as guaranteed investment contracts are not authorized by the policy. The policy also differentiates the allowable investments for operating funds and the investment of bond proceeds and contributions to debt service reserve funds.

The Authority utilizes two local government investment pools for investment, when a high degree of liquidity is prudent. The two pools are the Colorado Local Government Liquid Asset Trust (COLOTRUST) and the Colorado Surplus Asset Fund Trust (CSAFE), collectively, the Trusts. Both pools are considered 2a7-like investment pools. The State Securities Commissioner administers and enforces all State statutes governing the Trusts. The Trusts operate similarly to a money market fund and each share is equal in value to \$1.00, although not guaranteed. The Trusts may invest in U.S. Treasury securities and repurchase agreements collateralized by U.S. Treasury securities, certain obligations of U.S. government agencies and highly rated commercial paper. A designated custodial bank serves as custodian for the Trusts' portfolios pursuant to a custodian agreement. The custodian acts as a safekeeping agent for the Trust's investment portfolios and provides services as the depository in connection with direct investments and withdrawals. The custodians' internal records segregate investments owned by the Trusts.

Credit Risk. Credit risk is the risk that an issuer or other counterparty to an investment will not fulfill its obligations. The risk is evidenced by a rating issued by a nationally recognized statistical rating organization (NRSRO), which regularly rates such obligations. The table below shows the minimum rating required by State statutes, the policy, debt agreements or investment agreements, and the actual rating at year-end. The investment in pooled funds managed by the State Treasurer is not rated and direct obligations of the U.S. government and other debt explicitly guaranteed by the U.S. government are exempt from credit risk disclosure under GASB 40.

Although the policy requires repurchase agreements to be collateralized by authorized securities with a market value no less than 102% of the carrying value of the investment, all existing repurchase agreements specify a collateralization rate of 103% if the securities are direct obligations of the U.S. government and most agreements specify a 105% collateralization rate for authorized agency securities, if allowed. The ratings of the repurchase agreements below, as of December 31, 2015, reflect the rating of the underlying securities held as collateral.

**Colorado Water Resources
and Power Development Authority
(A Component Unit of the State of Colorado)
Notes to Financial Statements
December 31, 2015**

2015					
Investment Type	Fair Value	Minimum Legal Rating	Exempt From Disclosure	Not Rated	NRSRO Rating
Deposits	\$ 2,061,724		X		
Cash held by State Treasurer (see below)	19,194,072	N/A		X	
COLOTRUST PLUS	111,025,079	N/A			AAA
Federated Prime Obligations Fund	189,095,176	N/A			AAA
Total cash and cash equivalents	<u>321,376,051</u>				
U.S. Treasury Notes - SLGS	88,751,149	N/A	X		
Repurchase Agreements-collateralized	69,985,835				See detail below
Total investments	<u>158,736,984</u>				
Total cash and invested funds	<u>\$ 480,113,035</u>				

Investments are reported in the statements of net position as follows:

Current assets/restricted assets/investments	\$ 13,112,936
Noncurrent assets/restricted assets/investments	<u>145,624,048</u>
Total investments	<u>\$ 158,736,984</u>

Below is a schedule that summarizes the credit quality of the securities held as collateral for the repurchase agreements as of December 31, 2015:

2015		
<u>Collateral Securities</u>		
Exempt From Disclosure	Custodian Portfolio Percent	NRSRO Rating
U.S. Treasuries or obligations explicitly guaranteed by the U.S. government	X 73.4%	
Government agencies	<u>26.6%</u>	AAA
Total	<u>100.0%</u>	

**Colorado Water Resources
and Power Development Authority
(A Component Unit of the State of Colorado)
Notes to Financial Statements
December 31, 2015**

The cash held by the State Treasurer is invested in the types of securities shown below as disclosed in the State Treasurer's report as of December 31, 2015:

	2015						Portfolio Percent	
	Credit Rating of Pool Securities							
	A1/P1	AAA	AA	A	BBB	BB	Other	
Asset-Backed		100.0%						17.1%
Corporates		6.3%	37.9%	49.9%	5.0%	0.9%		24.0%
Mortgage Securities			100.0%					0.1%
Commercial Paper	100.0%							9.5%
Treasuries			100.0%					12.1%
Federal Agencies			100.0%					32.8%
Certificates of Deposit							100.0%	0.1%
Money Market Funds							100.0%	4.3%
Total Portfolio	9.5%	18.6%	54.1%	12.0%	1.2%	0.2%	4.4%	100.0%

Custodial Credit Risk. The custodial credit risk for investments is the risk that, in the event of the failure of the counterparty (e.g., broker-dealer) to a transaction, a government will not be able to recover the value of its investment or collateral securities that are in the possession of another party. Repurchase agreements totaling \$69,985,835 as of December 31, 2015, were acquired by the Authority's trustee, and the investments are held in the trustee's bank account at the Federal Reserve in book entry form. Consequently, the trustee is considered to be the purchaser as well as the custodian of the investments. Because the investments are not held in the Authority's name, the entire balance of repurchase agreements is subject to custodial credit risk. The policy does not limit custodial credit risk; however, the Board approves each repurchase agreement in conjunction with an associated bond resolution.

Concentration of Credit Risk. Concentration of credit risk is the risk of loss attributed to the magnitude of the investment in a single issuer. Pooled investments and direct obligations of the U.S. government are exempt from concentration of credit risk disclosure. As of December 31, 2015, the Authority did not have any investments, including repurchase agreements, that represent 5% or more of total investments.

Only a limited number of repurchase agreement providers (eligible providers) offer this type of investment agreement, which may result in a higher level of investment concentration. To ensure a price that equals fair market value, the Authority makes a good faith effort to meet the safe harbor provision of Treasury Regulation Section 1.148-5(d)(6)(iii), which requires a minimum of three bids be obtained from eligible providers. The fair market value is then used to determine the yield for arbitrage purposes. The policy does not limit the concentration of repurchase agreements with any one eligible provider.

Interest Rate Risk. Interest rate risk is the risk that changes in interest rates will adversely affect the fair value of an investment. The Authority's investment policy, in accordance with Colorado law, limits the purchase of investments to securities with maturity dates of five years or less, unless the Board authorizes maturities in excess of five years. Pursuant to the terms of bond resolutions, the Board approves investments, held in debt service reserve funds, with maturities coinciding with bond maturities, normally of 20 years or more. These investments are exposed to interest rate risk; however, that risk is considered acceptable because the fixed earnings from these investments, included in the cash flow model, is required for future bond debt service.

**Colorado Water Resources
and Power Development Authority
(A Component Unit of the State of Colorado)
Notes to Financial Statements
December 31, 2015**

As of December 31, 2015, the Authority had the following investments and maturities:

Maturity	U.S. Treasury Notes - SLGS	Repurchase Agreements	Total Investments
2016 \$	4,709,934	\$ 8,403,002	\$ 13,112,936
2017	4,605,396	7,473,559	12,078,955
2018	4,910,663	6,610,884	11,521,547
2019	4,825,440	5,067,939	9,893,379
2020	5,155,748	6,774,412	11,930,160
2021-2025	25,900,386	23,585,662	49,486,048
2026-2030	28,431,156	12,070,377	40,501,533
2031-2035	10,212,426	-	10,212,426
Total \$	<u>88,751,149</u>	<u>\$ 69,985,835</u>	<u>\$ 158,736,984</u>

As previously discussed, the Authority had \$19,194,072 as of December 31, 2015, invested in the pool maintained by the State Treasurer, and that pool had an average maturity of 17.8 months as of December 31, 2015. The Authority's investment represents approximately 0.27% of the total pool as of December 31, 2015.

Note 4: Loans Receivable

The following is an analysis of changes in loans receivable for the years ended December 31, 2015:

	Balance January 1, 2015	New loans	Repayments/ loans canceled	Balance December 31, 2015
Water Operations Fund:				
Small Water Resources				
Program	\$ 10,804,166	\$ -	\$ 1,673,333	\$ 9,130,833
Water Revenue Bonds				
Program	235,950,000	-	107,955,000	127,995,000
Small Hydro Loan Program	4,693,857	-	220,081	4,473,776
Water Rights Purchase	3,809,251	-	172,823	3,636,428
Water Pollution Control Fund:				
Direct loans	82,102,252	14,211,815	5,927,840	90,386,227
Leveraged loans	391,809,685	44,990,247	31,032,500	405,767,432
Drinking Water Fund:				
Direct loans	80,335,947	17,765,891	8,300,867	89,800,971
Leveraged loans	217,127,493	29,239,503	17,492,048	228,874,948
	<u>1,026,632,651</u>	<u>\$ 106,207,456</u>	<u>\$ 172,774,492</u>	<u>960,065,615</u>
Less current portion	64,569,718			68,666,553
Noncurrent portion	<u>\$ 962,062,933</u>			<u>\$ 891,399,062</u>

The above Small Hydro Loan Program balance includes a loan made to a local governmental agency that employs a member of the Authority's Board of Directors. The Board member recused himself from the discussion and subsequent approval of the loan.

**Colorado Water Resources
and Power Development Authority
(A Component Unit of the State of Colorado)
Notes to Financial Statements
December 31, 2015**

Scheduled maturities of the loans receivable are as follows as of December 31, 2015:

	Water Operations		WPCRF		DWRf		Total	
	Principal	Interest	Principal	Interest	Principal	Interest	Principal	Interest
2016	\$ 7,669,034	\$ 6,939,026	\$ 36,880,693	\$ 9,228,760	\$ 24,116,826	\$ 3,487,756	\$ 68,666,553	\$ 19,655,542
2017	6,888,652	6,597,543	38,227,953	8,234,230	24,455,939	3,091,421	69,572,544	17,923,194
2018	5,270,094	6,300,507	38,631,648	7,389,631	24,062,503	2,752,808	67,964,245	16,442,946
2019	5,080,031	6,074,902	38,917,205	6,469,490	22,419,170	2,417,885	66,416,406	14,962,277
2020	3,208,466	5,900,289	36,520,209	5,647,307	20,238,253	2,121,896	59,966,928	13,669,492
2021-2025	18,658,980	27,436,052	166,181,290	17,933,634	90,109,899	6,871,917	274,950,169	52,241,603
2026-2030	38,112,235	21,611,551	94,888,152	6,578,740	68,348,219	2,915,719	201,348,606	31,106,010
2031-2035	45,723,545	10,987,098	42,866,320	1,329,179	38,958,968	624,298	127,548,833	12,940,575
2036-2040	9,830,000	2,432,276	3,040,189	36,108	4,405,197	7,199	17,275,386	2,475,583
2041-2045	4,795,000	480,575	-	-	1,550,064	-	6,345,064	480,575
2046-2050	-	-	-	-	10,881	-	10,881	-
Total	\$ 145,236,037	\$ 94,759,819	\$ 496,153,659	\$ 62,847,079	\$ 318,675,919	\$ 24,290,899	\$ 960,065,615	\$ 181,897,797

The schedule above does not include administrative fees due from the borrowers, which are recorded as revenue when due.

Included in the Water Operations Fund is a general Authority loan to the City of Durango for water rights purchase in the Animas-La Plata project. It has an interest rate of 1.95% and a final maturity date of 2033. There are three loans in the SHLP that have interest rates of 2.00% and final maturity dates of 2030 to 2033. SWRP loans receivable have interest rates of 3.96% to 6.15% and have scheduled final maturity dates of 2017 to 2023. WRBP loans receivable have interest rates of 3.70% to 5.78% and have scheduled maturity dates of 2017 to 2044. During 2015, three WRBP loans totaling \$101.2 million were prepaid from the proceeds of borrower-issued refunding bonds or cash on hand. The associated WRBP bonds were either called or escrowed and legally defeased. The gross prepayment amounts, net of loan principal balances and reimbursed Authority costs, were recorded in loan interest income.

The WPCRF direct loans receivable have interest rates of 0.00% to 4.50% and have maturity dates of 2016 to 2036. The WPCRF leveraged loans receivable have interest rates of 1.94% to 4.74% and have scheduled final maturity dates of 2016 to 2037. During 2015, six loans totaling \$3.1 million were prepaid or partially prepaid from the proceeds of borrower-issued refunding bonds or cash on hand. The associated bonds (if applicable) were either called or escrowed and legally defeased. The gross prepayment amounts, net of loan principal balances and reimbursed Authority costs, were recorded in loan interest income.

DWRf direct loans receivable have interest rates of 0.00% to 4.50% and have scheduled final maturity dates of 2016 to 2046. DWRf leveraged loans receivable have interest rates of 1.86% to 4.60% and have scheduled final maturity dates of 2017 to 2036.

**Colorado Water Resources
and Power Development Authority
(A Component Unit of the State of Colorado)
Notes to Financial Statements
December 31, 2015**

Note 5: Capital Assets

Capital assets activity for the year ended December 31, 2015 was as follows:

	<u>Beginning Balance</u>		<u>Additions</u>		<u>Retirements</u>		<u>Ending Balance</u>
Equipment	\$ 135,159	\$	13,789	\$	(6,242)	\$	142,706
Less accumulated depreciation for equipment	(116,711)		(11,514)		6,242		(121,983)
	<u>\$ 18,448</u>	\$	<u>2,275</u>	\$	<u>-</u>	\$	<u>20,723</u>

Depreciation expense for the year ended December 31, 2015 was \$11,514.

**Colorado Water Resources
and Power Development Authority
(A Component Unit of the State of Colorado)
Notes to Financial Statements
December 31, 2015**

Note 6: Noncurrent Liabilities

Other than Bonds Payable

Noncurrent liability activity, other than bonds payable, for the year ended December 31, 2015, was as follows:

	Balance January 1, 2015 (As Restated)	Additions	Reductions	Balance December 31, 2015	Current Portion
Water Operations Fund:					
Project costs payable –					
leveraged loans	\$ 23,145,096	\$ -	\$ 9,450,766	\$ 13,694,330	\$ 13,694,330
Debt service reserve deposit	7,458,600	-	-	7,458,600	-
Net pension liability	3,182,700	150,049	-	3,332,749	-
Other liabilities	144,900	33,100	20,524	157,476	1,276
Total Water Operations Fund	\$ 33,931,296	\$ 183,149	\$ 9,471,290	\$ 24,643,155	\$ 13,695,606
Water Pollution Control Fund:					
Project costs payable –					
direct loans	\$ 18,182,235	\$ 14,211,815	\$ 12,616,577	\$ 19,777,473	\$ 19,102,473
Project costs payable –					
leveraged loans	25,155,267	45,796,000	21,925,541	49,025,726	40,664,317
Advance payable	9,115,643	2,231,600	3,000,000	8,347,243	-
Other liabilities	8,467,155	817,230	2,071,168	7,213,217	421,923
Total Water Pollution Control Fund	\$ 60,920,300	\$ 63,056,645	\$ 39,613,286	\$ 84,363,659	\$ 60,188,713
Drinking Water Fund:					
Project costs payable –					
direct loans	\$ 19,530,557	\$ 17,765,891	\$ 12,644,681	\$ 24,651,767	\$ 22,151,767
Project costs payable –					
leveraged loans	62,924,394	29,130,957	32,671,317	59,384,034	56,530,234
Advance payable	13,352,800	3,058,600	3,000,000	13,411,400	-
Other liabilities	3,199,956	457,467	1,126,302	2,531,121	381,664
Total Drinking Water Fund	\$ 99,007,707	\$ 50,412,915	\$ 49,442,300	\$ 99,978,322	\$ 79,063,665
Total enterprise funds:					
Project costs payable –					
direct loans	\$ 37,712,792	\$ 31,977,706	\$ 25,261,258	\$ 44,429,240	\$ 41,254,240
Project costs payable –					
leveraged loans	111,224,757	74,926,957	64,047,624	122,104,090	110,888,881
Debt service reserve deposit	7,458,600	-	-	7,458,600	-
Net pension liability	3,182,700	150,049	-	3,332,749	-
Advance payable	22,468,443	5,290,200	6,000,000	21,758,643	-
Other liabilities	11,812,011	1,307,797	3,217,994	9,901,814	804,863
Total enterprise funds	\$ 193,859,303	\$ 113,652,709	\$ 98,526,876	\$ 208,985,136	\$ 152,947,984

**Colorado Water Resources
and Power Development Authority
(A Component Unit of the State of Colorado)
Notes to Financial Statements
December 31, 2015**

Bonds Payable

The following is an analysis of changes in bonds payable for the year ended December 31, 2015:

	<u>Balance January 1, 2015</u>	<u>New issues</u>	<u>Retirements</u>	<u>Balance December 31, 2015</u>
Water Operations Fund:				
Small Water Resources Program:				
1997 Series A	\$ 400,000	\$ -	\$ 125,000	\$ 275,000
1998 Series B	330,000	-	330,000	-
2003 Series A	810,000	-	75,000	735,000
2006 Series A	9,385,000	-	1,070,000	8,315,000
	<u>10,925,000</u>	<u>-</u>	<u>1,600,000</u>	<u>9,325,000</u>
Water Revenue Bonds Program:				
2004 Series B	7,570,000	-	2,790,000	4,780,000
2004 Series C	1,850,000	-	1,850,000	-
2004 Series E	2,065,000	-	175,000	1,890,000
2005 Series A	45,280,000	-	45,280,000	-
2005 Series B	1,480,000	-	110,000	1,370,000
2005 Series C	200,000	-	200,000	-
2005 Series D	29,655,000	-	29,655,000	-
2005 Series E	26,270,000	-	26,270,000	-
2005 Series F	2,310,000	-	190,000	2,120,000
2008 Series A	7,835,000	-	185,000	7,650,000
2009 Series A	5,635,000	-	285,000	5,350,000
2010 Series A	51,485,000	-	-	51,485,000
2011 Series A	8,995,000	-	185,000	8,810,000
2011 Series B	11,100,000	-	465,000	10,635,000
2011 Series C	5,930,000	-	20,000	5,910,000
2013 Series A	11,390,000	-	230,000	11,160,000
2014 Series A	16,900,000	-	65,000	16,835,000
	<u>235,950,000</u>	<u>-</u>	<u>107,955,000</u>	<u>127,995,000</u>
Total Water Operations Fund	246,875,000	\$ -	\$ 109,555,000	137,320,000
Less current portion	(9,500,000)			(7,240,000)
Noncurrent bonds payable – Water Operations Fund	<u>\$ 237,375,000</u>			<u>\$ 130,080,000</u>

**Colorado Water Resources
and Power Development Authority
(A Component Unit of the State of Colorado)
Notes to Financial Statements
December 31, 2015**

	<u>Balance January 1, 2015</u>	<u>New issues</u>	<u>Retirements</u>	<u>Balance December 31, 2015</u>
Water Pollution Control Fund:				
Clean Water Revenue Bonds:				
1995 Series A	\$ 30,000	\$ -	\$ 30,000	\$ -
1996 Series A	30,000	-	20,000	10,000
1997 Series A	545,000	-	260,000	285,000
1998 Series A	215,000	-	100,000	115,000
1998 Series B	430,000	-	125,000	305,000
1999 Series A	240,000	-	75,000	165,000
2000 Series A	695,000	-	180,000	515,000
2001 Series A	2,015,000	-	460,000	1,555,000
2005 Series A	25,755,000	-	4,440,000	21,315,000
2005 Series B	10,975,000	-	765,000	10,210,000
2006 Series A	12,830,000	-	830,000	12,000,000
2006 Series B	9,600,000	-	630,000	8,970,000
2007 Series A	27,790,000	-	1,585,000	26,205,000
2008 Series A	9,380,000	-	510,000	8,870,000
2010 Series A	64,000,000	-	2,650,000	61,350,000
2010 Series B	17,780,000	-	865,000	16,915,000
2011 Series A	12,665,000	-	680,000	11,985,000
2014 Series A	9,065,000	-	10,000	9,055,000
2015 Series A	-	15,650,000	70,000	15,580,000
	<u>204,040,000</u>	<u>15,650,000</u>	<u>14,285,000</u>	<u>205,405,000</u>
Wastewater Revolving Fund				
Refunding Revenue Bonds:				
2001 Series A	1,740,000	-	1,740,000	-
2004 Series A	17,605,000	-	3,710,000	13,895,000
2005 Series A and A2	43,800,000	-	6,715,000	37,085,000
2013 Series A	59,450,000	-	1,345,000	58,105,000
	<u>122,595,000</u>	<u>-</u>	<u>13,510,000</u>	<u>109,085,000</u>
Total Water Pollution				
Control Fund	326,635,000	\$ 15,650,000	\$ 27,795,000	314,490,000
Less current portion	<u>(25,160,000)</u>			<u>(26,640,000)</u>
Noncurrent bonds payable –				
Water Pollution				
Control Fund	<u>\$ 301,475,000</u>			<u>\$ 287,850,000</u>

**Colorado Water Resources
and Power Development Authority
(A Component Unit of the State of Colorado)
Notes to Financial Statements
December 31, 2015**

	<u>Balance January 1, 2015</u>	<u>New issues</u>	<u>Retirements</u>	<u>Balance December 31, 2015</u>
Drinking Water Fund:				
Revenue Bonds:				
2000 Series A	\$ 1,155,000	\$ -	\$ 1,155,000	\$ -
2006 Series A	7,655,000	-	500,000	7,155,000
2006 Series B	25,390,000	-	2,015,000	23,375,000
2008 Series A	9,775,000	-	275,000	9,500,000
2008 Series B	7,060,000	-	380,000	6,680,000
2011 Series A	22,635,000	-	1,100,000	21,535,000
2012 Series A	17,285,000	-	695,000	16,590,000
2014 Series A	11,125,000	-	495,000	10,630,000
2015 Series A	-	8,125,000	150,000	7,975,000
	<u>102,080,000</u>	<u>8,125,000</u>	<u>6,765,000</u>	<u>103,440,000</u>
Drinking Water Revolving Fund				
Refunding Revenue Bonds				
2005 Series A	14,545,000	-	1,560,000	12,985,000
2013 Series A	30,250,000	-	3,740,000	26,510,000
	<u>44,795,000</u>	<u>-</u>	<u>5,300,000</u>	<u>39,495,000</u>
Total Drinking Water Fund	146,875,000	\$ <u>8,125,000</u>	\$ <u>12,065,000</u>	142,935,000
Less current portion	<u>(10,990,000)</u>			<u>(12,515,000)</u>
Noncurrent bonds payable – Drinking Water Fund	<u>\$ 135,885,000</u>			<u>\$ 130,420,000</u>
Total enterprise funds:				
Revenue bonds at par	\$ 720,385,000	\$ <u>23,775,000</u>	\$ <u>149,415,000</u>	\$ 594,745,000
Current portion	<u>(45,650,000)</u>			<u>(46,395,000)</u>
Noncurrent bonds payable	<u>\$ 674,735,000</u>			<u>\$ 548,350,000</u>

All the outstanding SWRP bonds are insured by National Public Finance Guaranty, a wholly owned subsidiary of MBIA, Inc. The SWRP bonds are insured as to payment of principal and interest. The Water Resources Revenue Bonds, Series 2004B, Series 2004E and Series 2005F are insured as to payment of principal and interest by MBIA Insurance Corporation. The Water Resources Revenue Bonds Series 2005B, Series 2008A, Series 2009A, Series 2010A, Series 2011A and Series 2013A are insured as to payment of principal and interest by Assured Guaranty Municipal Corp. The Water Resources Revenue Bonds Series 2014A are insured as to payment of principal and interest by Build America Mutual Assurance Company.

As of December 31, 2015, the outstanding bonds of the Authority had original principal amounts of \$33,305,000 for the SWRP, \$152,645,000 for the WRBP, \$508,415,000 for the Clean Water Revenue Bonds, \$176,785,000 for the Wastewater Revolving Fund Refunding Revenue Bonds, \$131,455,000 for the Drinking Water Revolving Fund Bonds and \$55,765,000 for Drinking Water Revolving Fund Refunding Revenue Bonds, for a total of \$1,058,370,000. Principal payments on the bonds are made annually and interest on the bonds is payable semiannually with interest rates ranging from 1.6% to 6.3% and serial and term principal maturities, including mandatory sinking fund call provisions, extend through

**Colorado Water Resources
and Power Development Authority
(A Component Unit of the State of Colorado)
Notes to Financial Statements
December 31, 2015**

the year 2044. All bonds, except the Small Water Resources Series 2006A, the Wastewater Revolving Fund Refunding Revenue Bonds Series 2005A and A-2 and the Drinking Water Revolving Fund Refunding Revenue Bonds Series 2005A, have optional initial call provisions, generally eight to ten years from the issue date. All outstanding bonds with call provisions may be called at par.

During 2015, in the DWRP program, the Authority took admin fee money and called the remaining 2000A bonds. This bond issue had a repurchase agreement terminate back in 2009, thus causing debt service funds to be short thereafter. Calling these remaining bonds saved the Authority from making up the debt service shortages caused by the terminated repurchase agreement.

During 2015, 12 loans were prepaid, or partially prepaid, from the proceeds of borrower-issued refunding bonds or available cash and four were associated WRBP and WPCRFBonds that were escrowed and legally defeased. The total amounts deposited into the escrow accounts, net of the carrying value of the bonds, was recorded in bond interest expense.

The Authority's debt service requirements to maturity, excluding unamortized original issue discount and premium and deferred costs on refundings, are as follows as of December 31, 2015:

	Water Operations		WPCRFB		DWRP		Total	
	Principal	Interest	Principal	Interest	Principal	Interest	Principal	Interest
2016	\$ 7,240,000	\$ 6,805,464	\$ 26,640,000	\$ 13,879,308	\$ 12,515,000	\$ 5,813,953	\$ 46,395,000	\$ 26,498,725
2017	6,390,000	6,499,914	26,695,000	12,648,088	12,825,000	5,254,540	45,910,000	24,402,542
2018	4,800,000	6,210,029	26,205,000	11,373,080	12,875,000	4,684,390	43,880,000	22,267,499
2019	5,005,000	6,002,034	26,305,000	10,117,843	11,025,000	4,132,153	42,335,000	20,252,030
2020	2,775,000	5,774,613	24,260,000	8,846,943	10,815,000	3,675,309	37,850,000	18,296,865
2021-2025	16,375,000	26,939,037	112,465,000	28,121,358	43,680,000	11,955,959	172,520,000	67,016,354
2026-2030	35,575,000	21,349,754	54,760,000	9,055,269	27,095,000	4,806,382	117,430,000	35,211,405
2031-2035	44,535,000	10,949,887	16,355,000	1,377,275	11,905,000	944,944	72,795,000	13,272,106
2036-2040	9,830,000	2,432,276	805,000	34,835	200,000	6,250	10,835,000	2,473,361
2041-2044	4,795,000	480,575	-	-	-	-	4,795,000	480,575
Total	\$ 137,320,000	\$ 93,443,583	\$ 314,490,000	\$ 95,453,999	\$ 142,935,000	\$ 41,273,880	\$ 594,745,000	\$ 230,171,462

Total interest expense on bonds for 2015 (including loss on extinguishment) was \$11,683,542, \$13,756,169 and \$5,448,654 for the Water Operations, Water Pollution Control and Drinking Water Funds, respectively.

The bond resolutions authorizing the various bond issues contain general provisions and provisions related to accounting and financial operations of the Authority. Management of the Authority believes they are in substantial compliance with these provisions.

Pursuant to terms set forth in the bond resolutions, various assets are pledged as security for the respective bonds issued to fund the loans. The pledged assets include loans receivable and investments held in project accounts, debt service reserve funds, debt service funds and various other accounts. Furthermore, as an additional credit enhancement, the Authority elected to cross collateralize the assets between the WPCRFB and the DWRP programs.

**Colorado Water Resources
and Power Development Authority
(A Component Unit of the State of Colorado)
Notes to Financial Statements
December 31, 2015**

	Water Operations	Water Pollution Control	Drinking Water	Totals
Assets pledged for bonds payable \$	167,220,835	\$ 548,786,311	\$ 312,561,510	\$ 1,028,568,656
Bonds payable at par	137,320,000	314,490,000	142,935,000	594,745,000

The Authority has provided a Debt Service Bond Reserve Account at least equal to the debt service reserve requirement under the Small Water Resources Bond Resolution. At December 31, 2015, the Small Water Resources Debt Service Reserve requirement is \$8,500,000 and was fully funded. This amount is reflected in restricted net position of the Water Operations Enterprise Fund and in the pledged asset totals above. The Authority can issue up to \$150,000,000 (excluding refunding bonds) of outstanding Small Water Resources Revenue Bonds at the current funding level for the Small Water Resources Debt Service Reserve Account. At December 31, 2015, the Authority had \$9,325,000 of outstanding Small Water Resources Revenue Bonds.

Note 7: Interfund Receivables, Payables and Transfers

The composition of interfund balances as of December 31, 2015 is as follows:

Receivable Funds	Payable Funds	
Water Operations	Water Pollution Control	\$ 893,013
	Drinking Water	<u>2,937,886</u>
Total		<u>\$ 3,830,899</u>

The outstanding balances between funds result from the Water Operations Fund paying certain operating expenses of the Water Pollution Control Fund and Drinking Water Fund for which it is reimbursed.

	Transfer In
Transfer Out	Drinking Water
Water Pollution Control	<u>\$ 161,158</u>

Administrative fees collected in the Water Pollution Control Fund were transferred to the Drinking Water Fund to pay certain administrative expenses.

**Colorado Water Resources
and Power Development Authority
(A Component Unit of the State of Colorado)
Notes to Financial Statements
December 31, 2015**

Note 8: Board-designated Accounts

Included in the balance of unrestricted net position of the Water Operations Enterprise Fund are monies designated by the Board for specific purposes. These amounts are not included in restricted net position, because the designations do not meet the definition of restricted net position as defined by accounting principles generally accepted in the United States of America. Board designations were as follows in the Water Operations Enterprise Fund as of December 31, 2015:

Self-insurance account	\$ 800,000
La Plata River escrow account	<u>200,599</u>
Total Board-designated accounts	<u><u>\$ 1,000,599</u></u>

**Colorado Water Resources
and Power Development Authority
(A Component Unit of the State of Colorado)
Notes to Financial Statements
December 31, 2015**

Note 9: EPA Capitalization Grants

The following table details the EPA capitalization grants and matching requirements of \$1 of state match for every \$5 of the base program capitalization grants recognized, by project, during 2015. Included in the base program capitalization grants recognized is the principal forgiveness recognized under the WPCRF and the DWRF programs during 2015.

	Federal grants recognized in 2015	Matching requirement in 2015
Water Pollution Control Revolving Fund Projects:		
Leveraged loans:		
2010A Glenwood Springs, City of	\$ 73,406	\$ 14,681
2015A Louisville, City of	1,692,508	338,502
2014A Pueblo, City of	1,579,885	315,977
2011A South Adams County Water and Sanitation District	8,270,711	1,654,142
2011A Windsor, Town of	167,209	33,442
Total leveraged loans	11,783,719	2,356,744
Base program direct loans:		
Ault, Town of	294,874	58,975
Cheraw, Town of	47,486	9,497
Cokedale, Town of	25,619	5,124
Empire, Town of	56,879	11,376
Estes Park Sanitation District	97,789	19,558
Fairways Metropolitan District	16,157	3,231
Fowler, Town of	51,199	10,240
Granby, Town of	1,717,947	343,588
Hillcrest Water & Sanitation District	9,772	1,954
Huerfano County Gardner Water & Sanitation PID	17,463	3,493
La Jara, Town of	261,908	52,382
La Junta, City of	7,714	1,543
La Veta, Town of	91,174	18,235
Larimer County LID 2012-1 (River Glen Estates)	435,237	87,047
Larimer County LID 2013-1 (Berthoud Estates)	93,969	18,794
Loma Linda Sanitation District	160,600	32,120
Mansfield Heights Water & Sanitation District	45,403	9,081
Mountain View Villages Water & Sanitation District	24,890	4,978
Pritchett, Town of	29,620	5,924
Rocky Ford, City of	90,606	18,121
Rocky Ford, City of	566,714	113,343
Shadow Mountain Village Local Improvement District	181,738	36,348
South Sheridan Water, Sanitation Sewer and Storm Drainage District	116,763	23,353
Woodland Park, City of	140,431	28,086
Yampa Valley Housing Authority	444,937	88,987
	5,026,889	1,005,377
Total Water Pollution Control Revolving Fund	\$ 16,810,608	\$ 3,362,121

**Colorado Water Resources
and Power Development Authority
(A Component Unit of the State of Colorado)
Notes to Financial Statements
December 31, 2015**

	Federal grants recognized in 2015	Matching requirement for 2015
Drinking Water Revolving Fund Projects:		
Leveraged loans:		
2014A Clifton Water District	\$ 5,683,528	\$ 1,136,706
2015A Denver Southeast Water & Sanitation District	371,241	74,248
2015A Genesee Water & Sanitation District	628,369	125,674
2014A Left Hand Water District	6,818,360	1,363,672
2012A Rifle, City of	7,833,846	1,566,769
Total leveraged loans	21,335,344	4,267,069
Base program direct loans:		
Antonito, Town of	371,243	74,249
Columbine Lake Water District	414,191	82,838
Costilla County Garcia Domestic Water System	33,778	6,756
Dillon, Town of	84,095	16,819
Edgewater, City of	513,343	102,669
Empire, Town of	332,481	66,496
Evans, City of	546,525	109,305
Florissant Water & Sanitation District	492,182	98,436
Granby, Town of	455,422	91,084
Hayden, Town of	127,543	25,509
Highland Lakes Water District	9,191	1,838
Hotchkiss, Town of	3,669	734
Kim, Town of	132,858	26,572
Lake City, Town of	112,623	22,525
Larimer County LID 2013-3 (Fish Creek)	52,662	10,532
Larkspur, Town of	644,341	128,868
Manzanola, Town of	298,091	59,618
Paonia, Town of	376,090	75,218
Rocky Ford, City of	3,588	718
South Sheridan Water, Sanitary Sewer and Storm Drainage District	349,762	69,952
Vilas, Town of	92,456	18,491
Vona, Town of	34,925	6,985
Wiley, Town of	117,863	23,573
Yampa Valley Housing Authority	466,185	93,237
	6,065,107	1,213,022
Total Drinking Water Revolving Fund	27,400,451	5,480,091
Total EPA Capitalization Grants	\$ 44,211,059	\$ 8,842,212

**Colorado Water Resources
and Power Development Authority
(A Component Unit of the State of Colorado)
Notes to Financial Statements
December 31, 2015**

Note 10: Defined Benefit Pension Plan

General Information about the Pension Plan

Plan description. Eligible employees of the Authority are provided with pensions through the State Division Trust Fund (SDTF)—a cost-sharing multiple-employer defined benefit pension plan administered by PERA. Plan benefits are specified in Title 24, Article 51 of the Colorado Revised Statutes (C.R.S.), administrative rules set forth at 8 C.C.R. 1502-1, and applicable provisions of the federal Internal Revenue Code. Colorado State law provisions may be amended from time to time by the Colorado General Assembly. PERA issues a publicly available comprehensive annual financial report that can be obtained at www.copera.org/investments/pera-financial-reports.

Benefits provided. PERA provides retirement, disability, and survivor benefits. Retirement benefits are determined by the amount of service credit earned and/or purchased, highest average salary, the benefit structure(s) under which the member retires, the benefit option selected at retirement, and age at retirement. Retirement eligibility is specified in tables set forth at C.R.S. § 24-51-602, 604, 1713 and 1714.

The lifetime retirement benefit for all eligible retiring employees under the PERA Benefit Structure is the greater of the:

- Highest average salary multiplied by 2.5% and then multiplied by years of service credit.
- The value of the retiring employee's member contribution account plus a 100% match on eligible amounts as of the retirement date. This amount is then annuitized into a monthly benefit based on life expectancy and other actuarial factors.

The service retirement benefit is limited to 100% of highest average salary and also cannot exceed the maximum benefit allowed by federal Internal Revenue Code.

Members may elect to withdraw their member contribution accounts upon termination of employment with all PERA employers; waiving rights to any lifetime retirement benefits earned. If eligible, the member may receive a match of either 50% or 100% on eligible amounts depending on when contributions were remitted to PERA, the date employment was terminated, whether five years of service credit has been obtained and the benefit structure under which contributions were made.

Benefit recipients who elect to receive a lifetime retirement benefit are generally eligible to receive post-retirement cost-of-living adjustments (COLAs), referred to as annual increases in the C.R.S. Benefit recipients under the PERA benefit structure who began eligible employment before January 1, 2007 receive an annual increase of 2%, unless PERA has a negative investment year, in which case the annual increase for the next three years is the lesser of 2% or the average of the Consumer Price Index for Urban Wage Earners and Clerical Workers (CPI-W) for the prior calendar year. Benefit recipients under the PERA benefit structure who began eligible employment after January 1, 2007 receive an annual increase of the lesser of 2% or the average CPI-W for the prior calendar year, not to exceed 10% of PERA's Annual Increase Reserve for the SDTF.

Disability benefits are available for eligible employees once they reach five years of earned service credit and are determined to meet the definition of disability. The disability benefit amount is based on the retirement benefit formula shown above considering a minimum 20 years of service credit, if deemed disabled.

**Colorado Water Resources
and Power Development Authority
(A Component Unit of the State of Colorado)
Notes to Financial Statements
December 31, 2015**

Survivor benefits are determined by several factors, which include the amount of earned service credit, highest average salary of the deceased, the benefit structure(s) under which service credit was obtained, and the qualified survivor(s) who will receive the benefits.

Contributions. Eligible employees and the Authority are required to contribute to the SDTF at a rate set by Colorado statute. The contribution requirements are established under C.R.S. § 24-51-401, *et seq.* Eligible employees are required to contribute 8% of their PERA-includable salary. The employer contribution requirements for all employees are summarized in the table below:

Employer Contribution Rate ¹	10.15%
Amount of Employer Contribution apportioned to the Health Care Trust Fund as specified in C.R.S. § 24-51-208(1)(f) ¹	(1.02)%
Amount Apportioned to the SDTF ¹	9.13%
Amortization Equalization Disbursement (AED) as specified in C.R.S. § 24-51-411 ¹	4.20%
Supplemental Amortization Equalization Disbursement (SAED) as specified in C.R.S. § 24-51-411 ¹	4.00%
Total Employer Contribution Rate to the SDTF ¹	17.33%

¹ Rates are expressed as a percentage of salary as defined in C.R.S. § 24-51-101(42)

Employer contributions are recognized by the SDTF in the period in which the compensation becomes payable to the member and the Authority is statutorily committed to pay the contributions to the SDTF. Employer contributions recognized by the SDTF from the Authority were \$186,927 for the year ended December 31, 2015.

Pension Liabilities, Pension Expense, Deferred Outflows of Resources and Deferred Inflows of Resources Related to Pensions

At December 31, 2015, the Authority reported a liability of \$3,332,749 for its proportionate share of the net pension liability. The net pension liability was measured as of December 31, 2014, and the total pension liability used to calculate the net pension liability was determined by an actuarial valuation as of December 31, 2013. Standard update procedures were used to roll forward the total pension liability to December 31, 2014. The Authority's proportion of the net pension liability was based on the Authority's contributions to the SDTF for the calendar year 2014 relative to the total contributions of participating employers to the SDTF.

At December 31, 2014, the Authority's proportion was 0.035%, which was a decrease of 0.0003% from its proportion measured as of December 31, 2013.

**Colorado Water Resources
and Power Development Authority
(A Component Unit of the State of Colorado)
Notes to Financial Statements
December 31, 2015**

For the year ended December 31, 2015, the Authority recognized pension expense of \$256,401. At December 31, 2015, the Authority reported deferred outflows of resources and deferred inflows of resources related to pensions from the following sources:

	Deferred Outflows of Resources	Deferred Inflows of Resources
Difference between expected and actual experience	\$ —	\$ 247
Net difference between projected and actual earnings on pension plan investments	67,955	—
Changes in proportion	—	17,323
Contributions subsequent to the measurement date	186,927	—
Total	\$ 254,882	\$ 17,570

\$186,927 reported as deferred outflows of resources related to pensions, resulting from contributions subsequent to the measurement date, will be recognized as a reduction of the net pension liability for the year ending December 31, 2016. Other amounts reported as deferred outflows of resources and deferred inflows of resources related to pensions will be recognized in pension expense as follows:

Year Ending December 31,	Amount
2016	\$ 7,592
2017	8,815
2018	16,989
2019	16,989
	\$ 50,385

Actuarial assumptions. The total pension liability in the December 31, 2013 actuarial valuation was determined using the following actuarial assumptions and other inputs:

Price inflation	2.80%
Real wage growth	1.10%
Wage inflation	3.90%
Salary increases, including wage inflation	3.90 – 9.57%
Long-term investment Rate of Return, net of pension plan investment expenses, including price inflation	7.50%
Future post-retirement benefit increases:	
PERA Benefit Structure hired prior to January 1, 2007; (automatic)	2.00%
PERA Benefit Structure hired after December 31, 2006 (ad hoc, substantively automatic)	Financed by the Annual Increase Reserve

Mortality rates were based on the RP-2000 Combined Mortality Table for males or females, as appropriate, with adjustments for mortality improvements based on a projection of Scale AA to 2020 with males set back one year, and females set back two years.

**Colorado Water Resources
and Power Development Authority
(A Component Unit of the State of Colorado)
Notes to Financial Statements
December 31, 2015**

The actuarial assumptions used in the December 31, 2013 valuation were based on the results of an actuarial experience study for the period January 1, 2008 through December 31, 2011, adopted by PERA's Board on November 13, 2012, and an economic assumption study, adopted by PERA's Board on November 15, 2013 and January 17, 2014.

The SDTF's long-term expected rate of return on pension plan investments was determined using a log-normal distribution analysis in which best estimate ranges of expected future real rates of return (expected return, net of investment expense and inflation) were developed for each major asset class. These ranges were combined to produce the long-term expected rate of return by weighting the expected future real rates of return by the target asset allocation percentage and then adding expected inflation.

As of the most recent analysis of the long-term expected rate of return, presented to the PERA Board on November 15, 2013, the target allocation and best estimates of geometric real rates of return for each major asset class are summarized in the following table:

Asset Class	Target Allocation	10 Year Expected Geometric Real Rate of Return
U.S. Equity – Large Cap	27.76%	5.00%
U.S. Equity – Small Cap	4.40%	5.19%
Non U.S. Equity – Developed	22.06%	5.29%
Non U.S. Equity – Emerging	6.24%	6.76%
Core Fixed Income	24.05%	0.98%
High Yield	1.53%	2.64%
Long Duration Gov't/Credit	0.53%	1.57%
Emerging Market Bonds	0.43%	3.04%
Real Estate	7.00%	5.09%
Private Equity	7.00%	7.15%
Total	100.00%	

In setting the long-term expected rate of return, projections employed to model future returns provide a range of expected long-term returns that, including expected inflation, ultimately support a long-term expected rate of return assumption of 7.50%.

Discount rate. The discount rate used to measure the total pension liability was 7.50%. The projection of cash flows used to determine the discount rate assumed that employee contributions will be made at the current contribution rate and that employer contributions will be made at rates equal to the fixed statutory rates specified in law, including current and future AED and SAED, until the Actuarial Value Funding Ratio reaches 103%, at which point, the AED and SAED will each drop 0.50% every year until they are zero. Based on those assumptions, the SDTF's fiduciary net position was projected to be available to make all projected future benefit payments of current members. Therefore, the long-term expected rate of return on pension plan investments was applied to all periods of projected benefit payments to determine the total pension liability. The discount rate determination does not use the Municipal Bond Index Rate. There was no change in the discount rate from the prior measurement date.

**Colorado Water Resources
and Power Development Authority
(A Component Unit of the State of Colorado)
Notes to Financial Statements
December 31, 2015**

Sensitivity of the Authority's proportionate share of the net pension liability to changes in the discount rate. The following presents the proportionate share of the net pension liability calculated using the discount rate of 7.50%, as well as what the proportionate share of the net pension liability would be if it were calculated using a discount rate that is 1-percentage-point lower (6.50%) or 1-percentage-point higher (8.50%) than the current rate:

	1% Decrease (6.50%)	Current Discount Rate (7.5%)	1% Increase (8.5%)
Proportionate share of the net pension liability	\$ 4,273,390	\$ 3,332,749	\$ 2,541,544

Pension plan fiduciary net position. Detailed information about the SDTF's fiduciary net position is available in PERA's comprehensive annual financial report which can be obtained at www.copera.org/investments/pera-financial-reports.

Note 11: Defined Contribution Pension Plan

Voluntary Investment Program

Plan Description. Employees of the Authority that are also members of the SDTF may voluntarily contribute to the Voluntary Investment Program, an Internal Revenue Code Section 401(k) defined contribution plan administered by PERA. Title 24, Article 51, Part 14 of the C.R.S., as amended, assigns the authority to establish the Plan provisions to the PERA Board of Trustees. PERA issues a publicly available comprehensive annual financial report for the Program. That report can be obtained at www.copera.org/investments/pera-financial-reports.

Funding Policy. The Voluntary Investment Program is funded by voluntary member contributions up to the maximum limits set by the Internal Revenue Service, as established under Title 24, Article 51, Section 1402 of the C.R.S., as amended. The Authority does not match contributions made by members of the plan. Employees are immediately vested in their own contributions and investment earnings. For the year ended December 31, 2015, program members contributed \$75,512 for the Voluntary Investment Program.

Note 12: Post-Employment Healthcare Benefits

Health Care Trust Fund

Plan Description. The Authority contributes to the Health Care Trust Fund (HCTF), a cost-sharing multiple-employer healthcare trust administered by PERA. The HCTF benefit provides a health care premium subsidy and health care programs (known as PERACare) to PERA participating benefit recipients and their eligible beneficiaries. Title 24, Article 51, Part 12 of the C.R.S., as amended, establishes the HCTF and sets forth a framework that grants authority to the PERA Board to contract, self-insure and authorize disbursements necessary in order to carry out the purposes of the PERACare program, including the administration of health care subsidies. PERA issues a publicly available comprehensive annual financial report that includes financial statements and required supplementary information for the HCTF. That report can be obtained at www.copera.org/investments/pera-financial-reports.

**Colorado Water Resources
and Power Development Authority
(A Component Unit of the State of Colorado)
Notes to Financial Statements
December 31, 2015**

Funding Policy. The Authority is required to contribute at a rate of 1.02% of PERA-includable salary for all PERA members as set by statute. No member contributions are required. The contribution requirements for the Authority are established under Title 24, Article 51, Part 4 of the C.R.S., as amended. The apportionment of the contributions to the HCTF is established under Title 24, Article 51, Section 208(1)(f) of the C.R.S., as amended. For the years ended 2015, 2014 and 2013, the Authority's contributions to the HCTF were \$11,028, \$9,926 and \$9,531, respectively, equal to their required contributions for each year.

Note 13: Commitments

Leases

The Authority renewed its office facilities operating lease for six years with a termination date of December 31, 2018. Rent expense totaled \$129,483 for 2015. Below is a schedule of the noncancelable lease payments due as of December 31, 2015:

<u>Year</u>	<u>Rent</u>
2016	\$ 116,912
2017	120,566
2018	124,219
Total	<u>\$ 361,697</u>

Note 14: Tax, Spending and Debt Limitations

In November 1992, the voters of Colorado approved Amendment 1, referred to as the Taxpayer's Bill of Rights (TABOR), which added Section 20 to Article X of the Colorado Constitution. TABOR contains tax, spending, revenue, and debt limitations which apply to the State of Colorado and all local governmental agencies.

Enterprises, defined as government-owned businesses authorized to issue revenue bonds and receiving less than 10% of annual revenue in grants from all state and local governmental agencies combined, are excluded from the provisions of TABOR. The Authority's management believes that its operations qualify for this exclusion. However, TABOR is complex and subject to interpretation. Many of the provisions, including the qualification as an enterprise, may require judicial interpretation.

Note 15: Risk Management and Contingencies

The Authority is exposed to various risks of loss related to torts; thefts of, damage to, or destruction of assets; errors or omissions; injuries to employees; or acts of God. The Authority maintains commercial insurance for most risks of loss, excluding directors' and officers' legal liability for which the Authority is self-insured through a board-designated account. The Authority is fully insured for employee healthcare through PERA. There were no significant reductions in insurance coverage from the prior year, and there have been no settlements that exceed the Authority's insurance coverage during the past three years.

**Colorado Water Resources
and Power Development Authority
(A Component Unit of the State of Colorado)
Notes to Financial Statements
December 31, 2015**

The Authority receives federal grant funds from the EPA. These amounts are subject to audit and adjustment by the federal government. Any disallowed claims, including amounts already collected, may constitute a liability of the Authority. The amount, if any, of expenses which may be disallowed by the federal government cannot be determined at this time, although the Authority expects such amounts, if any, to be immaterial to its financial operations.

Note 16: Change in Accounting Principles

During 2015, the Authority adopted GASB Statement No. 68 of the Governmental Accounting Standards Board (GASB 68), *Accounting and Financial Reporting for Pensions*, as amended by GASB Statement No. 71, *Pension Transition for Contributions Made Subsequent to the Measurement Date*. GASB 68 and 71 revises and establishes new financial reporting requirements for governments that provide their employees with pension benefits. The Authority provides its employees with pension benefits through the state's multiple-employer cost-sharing defined benefit retirement program, PERA. Statement No. 68 requires employers participating in multiple-employer cost-sharing plans, such as PERA, to record their proportionate share, as defined in Statement No. 68, of PERA's unfunded pension liability. The Authority has no legal obligation to fund this shortfall nor does it have any ability to affect funding, benefit, or annual required contribution decisions made by PERA. Information regarding PERA's current funding status can be found in their Comprehensive Annual Financial Report.

Adoption of GASB 68 and 71 resulted in a decrease of \$3,025,963 in beginning net position in the Water Operations fund as of January 1, 2015.

Beginning net position, before restatement	\$ 61,045,293
Adjustment for net pension liability	(3,182,700)
Adjustment for deferred outflow of resources for contributions made after the measurement date	<u>156,737</u>
Beginning net position, as restated	<u>\$ 58,019,330</u>

As a result of implementing GASB 68, the Authority chose to disclose single year financial statements for the year ended December 31, 2015 as it is not practical to restate prior year information.

Note 17: Subsequent Events

Management has formalized a plan to issue approximately \$55 million in refunding debt in the Water Pollution Control Revolving Fund on May 12, 2016, to refund nine bond issues.

THIS PAGE LEFT BLANK INTENTIONALLY

REQUIRED SUPPLEMENTARY INFORMATION

**Colorado Water Resources
and Power Development Authority
(A Component Unit of the State of Colorado)**

**Schedule of the Authority's Proportionate Share of the Net Pension Liability (PERA – SDTF)
Last Ten Fiscal Years ***

	<u>2015</u>	<u>2014</u>
Authority's proportion of the net pension liability (asset)	0.035%	0.036%
Authority's proportionate share of the net pension liability (asset)	\$ 3,332,749	\$ 3,182,700
Authority's covered-employee payroll	\$ 953,971	\$ 919,869
Authority's proportionate share of the net pension liability (asset) as a percentage of its covered-employee payroll	349%	346%
Plan fiduciary net position as a percentage of the total pension liability	59.84%	61.08%

Information above is presented as of the measurement date

* Information is not currently available for prior years; additional years will be displayed as they become available

**Colorado Water Resources
and Power Development Authority
(A Component Unit of the State of Colorado)
Schedule of the Authority's Contributions (PERA – SDTF)
Last Ten Fiscal Years ***

	<u>2015</u>	<u>2014</u>
Contractually required	\$ 186,927	\$ 156,737
Contributions in relation to the contractually required contribution	<u>186,927</u>	<u>156,737</u>
Contribution deficiency (excess)	<u>\$ -</u>	<u>\$ -</u>
Authority's covered-employee payroll	\$ 1,081,132	\$ 953,971
Contributions as a percentage	17.29%	16.43%

Information above is presented as of the Authority's fiscal year

* Information is not currently available for prior years; additional years
will be displayed as they become available

THIS PAGE LEFT BLANK INTENTIONALLY

SUPPLEMENTARY INFORMATION

THIS PAGE LEFT BLANK INTENTIONALLY

**Colorado Water Resources
and Power Development Authority
(A Component Unit of the State of Colorado)
Regulatory Basis
Combining Schedule of Net Position
Water Pollution Control Fund
December 31, 2015**

Assets	State Revolving Fund	Nonrevolving Fund	Water Pollution Control Fund
Current assets:			
Cash and cash equivalents	\$ 99,277,304	\$ 20,116,540	\$ 119,393,844
Federal grants receivable	-	236,709	236,709
Investment income receivable	24,831	5,307	30,138
Loans receivable	36,880,693	-	36,880,693
Accounts receivable – borrowers	3,614,741	1,910,436	5,525,177
Restricted assets:			
Cash and cash equivalents	25,234,873	4,790,245	30,025,118
Investments	10,010,535	-	10,010,535
Investment income receivable	265,458	-	265,458
Total current assets	<u>175,308,435</u>	<u>27,059,237</u>	<u>202,367,672</u>
Noncurrent assets:			
Restricted assets:			
Cash and cash equivalents	15,996,129	-	15,996,129
Investments	97,538,662	-	97,538,662
Investment income receivable	1,544,444	-	1,544,444
Loans receivable	459,272,966	-	459,272,966
Total noncurrent assets	<u>574,352,201</u>	<u>-</u>	<u>574,352,201</u>
Total assets	<u>749,660,636</u>	<u>27,059,237</u>	<u>776,719,873</u>
Deferred Outflows of Resources - Refunding Costs	2,838,009	-	2,838,009
Liabilities			
Current liabilities:			
Project costs payable – direct loans	19,102,473	-	19,102,473
Project costs payable – leveraged loans	40,664,317	-	40,664,317
Bonds payable	26,640,000	-	26,640,000
Accrued interest payable	4,632,711	-	4,632,711
Accounts payable-borrowers	56,645	-	56,645
Due to other funds	-	893,013	893,013
Other liabilities	-	421,923	421,923
Total current liabilities	<u>91,096,146</u>	<u>1,314,936</u>	<u>92,411,082</u>
Noncurrent liabilities:			
Project costs payable – direct loans	675,000	-	675,000
Project costs payable – leveraged loans	8,361,409	-	8,361,409
Bonds payable, net	287,850,000	-	287,850,000
Advance payable	-	8,347,243	8,347,243
Other liabilities	7,213,217	(421,923)	6,791,294
Total noncurrent liabilities	<u>304,099,626</u>	<u>7,925,320</u>	<u>312,024,946</u>
Total liabilities	<u>395,195,772</u>	<u>9,240,256</u>	<u>404,436,028</u>
Deferred Inflows of Resources - Refunding Benefits	339,047	-	339,047
Net Position			
Restricted	356,963,826	17,818,981	374,782,807
Total net position	<u>\$ 356,963,826</u>	<u>\$ 17,818,981</u>	<u>\$ 374,782,807</u>

See accompanying notes to regulatory basis schedules

**Colorado Water Resources
and Power Development Authority
(A Component Unit of the State of Colorado)
Regulatory Basis**

**Combining Schedule of Revenues, Expenses and Changes in Net Position
Water Pollution Control Fund
Year Ended December 31, 2015**

	<u>State Revolving Fund</u>	<u>Nonrevolving Fund</u>	<u>Water Pollution Control Fund</u>
Operating revenues:			
Interest on loans	\$ 9,608,309	\$ -	\$ 9,608,309
Interest on investments	5,095,927	40,444	5,136,371
Loan administrative fees:			
Program revenue	-	618,606	618,606
Non-program revenue	-	4,773,555	4,773,555
EPA grants	-	480,942	480,942
Total operating revenues	<u>14,704,236</u>	<u>5,913,547</u>	<u>20,617,783</u>
Operating expenses:			
Interest on bonds	13,756,169	-	13,756,169
Grant administration	-	2,349,508	2,349,508
EPA Grants	-	480,942	480,942
Loan principal forgiven	915,522	-	915,522
Other	-	82,505	82,505
Total operating expenses	<u>14,671,691</u>	<u>2,912,955</u>	<u>17,584,646</u>
Operating income	32,545	3,000,592	3,033,137
EPA capitalization grants	16,810,608	-	16,810,608
Transfers in (out)	2,193,329	(2,354,487)	(161,158)
Change in net position	<u>19,036,482</u>	<u>646,105</u>	<u>19,682,587</u>
Net position – beginning of year	<u>337,927,344</u>	<u>17,172,876</u>	<u>355,100,220</u>
Net position – end of year	<u>\$ 356,963,826</u>	<u>\$ 17,818,981</u>	<u>\$ 374,782,807</u>

See accompanying notes to regulatory basis schedules

**Colorado Water Resources
and Power Development Authority
(A Component Unit of the State of Colorado)
Regulatory Basis**

**Notes to the Regulatory Basis of the Combining Schedule of Net Position and the
Combining Schedule of Revenues, Expenses and Changes in Net Position
Water Pollution Control Fund
December 31, 2015**

Note 1: Purpose

The Regulatory Basis Combining Schedule of Net Position and the Combining Schedule of Revenues, Expenses and Changes in Net Position have been prepared as required by the EPA for purposes of segregating the activities of the Water Pollution Control Fund between the State Revolving Fund and Nonrevolving Fund. The State Revolving Fund and Nonrevolving Fund are activities within the Water Pollution Control Enterprise Fund, a major fund for accounting purposes. The State Revolving Fund and Nonrevolving Fund, individually, do not constitute a fund for reporting purposes under generally accepted accounting principles. The regulatory basis in the aggregate is consistent with generally accepted accounting principles.

Note 2: Grant Administration

All loan administrative fees revenues and expenses related to the operation of the Water Pollution Control Fund, including the administration of EPA capitalization grants, are accounted for in the Nonrevolving Fund.

Note 3: Advance Payable

The Nonrevolving Fund accounts for the advance from the Water Operations Fund. A cash advance is made, as needed, to the Nonrevolving Fund to meet the state match requirement of EPA capitalization grants. The cash transferred to the State Revolving Fund is included in the net transfers line item. The advance is periodically repaid to the Water Operations Fund with revenue generated from loan administrative fees paid by borrowers.

**Colorado Water Resources
and Power Development Authority
(A Component Unit of the State of Colorado)
Regulatory Basis
Combining Schedule of Net Position
Drinking Water Fund
December 31, 2015**

	State Revolving Fund	Nonrevolving Fund	Drinking Water Fund
Assets			
Current assets:			
Cash and cash equivalents	\$ 61,652,190	\$ 15,456,777	\$ 77,108,967
Federal grants receivable	-	2,844,015	2,844,015
Investment income receivable	17,058	4,023	21,081
Loans receivable	23,981,509	135,317	24,116,826
Accounts receivable – borrowers	1,253,203	1,225,438	2,478,641
Restricted assets:			
Cash and cash equivalents	23,711,905	3,181,303	26,893,208
Investments	3,102,401	-	3,102,401
Investment income receivable	243,520	-	243,520
Total current assets	<u>113,961,786</u>	<u>22,846,873</u>	<u>136,808,659</u>
Noncurrent assets:			
Restricted assets:			
Cash and cash equivalents	10,462,816	(159,729)	10,303,087
Investments	48,085,386	-	48,085,386
Investment income receivable	474,027	-	474,027
Loans receivable	294,489,046	70,047	294,559,093
Total noncurrent assets	<u>353,511,275</u>	<u>(89,682)</u>	<u>353,421,593</u>
Total assets	<u>467,473,061</u>	<u>22,757,191</u>	<u>490,230,252</u>
Deferred Outflows of Resources - Refunding Costs	244,515	-	244,515
Liabilities			
Current liabilities:			
Project costs payable – direct loans	22,151,767	-	22,151,767
Project costs payable – leveraged loans	56,530,234	-	56,530,234
Bonds payable	12,515,000	-	12,515,000
Accrued interest payable	1,952,618	-	1,952,618
Accounts payable – borrowers	63,848	-	63,848
Due to other funds	-	2,937,886	2,937,886
Other liabilities	-	381,664	381,664
Total current liabilities	<u>93,213,467</u>	<u>3,319,550</u>	<u>96,533,017</u>
Noncurrent liabilities:			
Project costs payable – direct loans	2,500,000	-	2,500,000
Project costs payable – leveraged loans	2,853,800	-	2,853,800
Bonds payable, net	130,420,000	-	130,420,000
Advance payable	-	13,411,400	13,411,400
Other liabilities	2,531,121	(381,664)	2,149,457
Total noncurrent liabilities	<u>138,304,921</u>	<u>13,029,736</u>	<u>151,334,657</u>
Total liabilities	<u>231,518,388</u>	<u>16,349,286</u>	<u>247,867,674</u>
Deferred Inflows of Resources - Refunding Benefits	48,627	-	48,627
Net Position			
Restricted	236,150,561	4,751,729	240,902,290
Unrestricted	-	1,656,176	1,656,176
Total net position	<u>\$ 236,150,561</u>	<u>\$ 6,407,905</u>	<u>\$ 242,558,466</u>

See accompanying notes to regulatory basis schedules

**Colorado Water Resources
and Power Development Authority
(A Component Unit of the State of Colorado)
Regulatory Basis**

**Combining Schedule of Revenues, Expenses and Changes in Net Position
Drinking Water Fund
Year Ended December 31, 2015**

	<u>State Revolving Fund</u>	<u>Nonrevolving Fund</u>	<u>Drinking Water Fund</u>
Operating revenues:			
Interest on loans	\$ 3,718,733	\$ 8,446	\$ 3,727,179
Interest on investments	1,914,574	34,911	1,949,485
Loan administrative fees	-	3,952,853	3,952,853
EPA set aside grants:			
Administrative	-	1,084,168	1,084,168
Small Systems Training and Technical Assistance Program	-	390,256	390,256
Capacity Development	-	1,440,994	1,440,994
Wellhead Protection	-	1,035,426	1,035,426
Public Water System Supervision	-	2,256,164	2,256,164
Total operating revenues	<u>5,633,307</u>	<u>10,203,218</u>	<u>15,836,525</u>
Operating expenses:			
Interest on bonds	5,448,654	-	5,448,654
Grant administration – state funded	-	305,419	305,419
EPA set asides:			
Administrative	-	1,084,168	1,084,168
Small Systems Training and Technical Assistance Program	-	390,256	390,256
Capacity Development	-	1,440,994	1,440,994
Wellhead Protection	-	1,035,426	1,035,426
Public Water System Supervision	-	2,256,164	2,256,164
Loan principal forgiven	3,053,188	-	3,053,188
Other	-	229,908	229,908
Total operating expenses	<u>8,501,842</u>	<u>6,742,335</u>	<u>15,244,177</u>
Operating income (loss)	(2,868,535)	3,460,883	592,348
EPA capitalization grants	27,400,451	-	27,400,451
Transfers in (out)	5,326,873	(5,165,715)	161,158
Change in net assets	<u>29,858,789</u>	<u>(1,704,832)</u>	<u>28,153,957</u>
Net position – beginning of year	206,291,772	8,112,737	214,404,509
Net position – end of year	<u>\$ 236,150,561</u>	<u>\$ 6,407,905</u>	<u>\$ 242,558,466</u>

See accompanying notes to regulatory basis schedules

**Colorado Water Resources
and Power Development Authority
(A Component Unit of the State of Colorado)
Regulatory Basis**

**Notes to the Regulatory Basis of the Combining Schedule of Net Position and the
Combining Schedule of Revenues, Expenses and Changes in Net Position
Drinking Water Fund
December 31, 2015**

Note 1: Purpose

The Regulatory Basis Combining Schedule of Net Position and the Combining Schedule of Revenues, Expenses and Changes in Net Position have been prepared as required by the EPA for purposes of segregating the activities of the State Revolving Fund and Nonrevolving Fund. The State Revolving Fund and Nonrevolving Fund are activities within the Drinking Water Enterprise Fund, a major fund for accounting purposes. The State Revolving Fund and Nonrevolving Fund, individually, do not constitute a fund for reporting purposes under generally accepted accounting principles. The regulatory basis in the aggregate is consistent with generally accepted accounting principles.

Note 2: Nonrevolving Fund

The Authority issues direct loans to eligible municipalities which are funded with money from sources other than the State Revolving Funds. These loans are accounted for in the Nonrevolving Fund. The Drinking Water Fund nonfederal direct loans receivable amounted to \$205,364 at December 31, 2015. There are currently six loans outstanding at year-end that mature in years 2016 to 2017.

Note 3: Grant Administration

All administrative expenses, both federally and state (loan surcharge fees) funded, related to the operation of the Drinking Water Fund, including the administration of EPA capitalization grants and set aside programs, are accounted for in the Nonrevolving Fund.

Note 4: Set Aside Revenue and Expenses

The set aside activities of the Drinking Water Fund are recorded in the Nonrevolving Fund. Set asides for each capitalization grant, other than for administration, are provided to public and private entities to improve the performance or quality of drinking water systems. The 20% state match for these set asides is deposited to the State Revolving Fund by the Authority.

Note 5: Advance Payable

The Nonrevolving Fund accounts for the advance from the Water Operations Fund. A cash advance is made, as needed, to the Nonrevolving Fund to meet the state match requirement of EPA capitalization grants. The cash transferred to the State Revolving Fund is included in the net transfers line item. The advance is periodically repaid to the Water Operations Fund with revenue generated from loan administrative fees paid by borrowers.

**Colorado Water Resources
and Power Development Authority
(A Component Unit of the State of Colorado)
Schedule of Revenues, Expenditures and Changes in Funds Available – Actual
(Non-GAAP Budgetary Basis) and Budget
Water Operations Fund
Year Ended December 31, 2015**

	<u>Actual</u>	<u>Original budget</u>	<u>Changes</u>	<u>Final budget</u>	<u>Variance – favorable (unfavorable)</u>
Revenues:					
Interest on investments	\$ 173,648	\$ 95,000	\$ -	\$ 95,000	\$ 78,648
WPCRF state match loan repayment	3,000,000	3,000,000	-	3,000,000	-
DWRF state match loan repayment	3,000,000	3,000,000	-	3,000,000	-
Loan principal payments – SWRP	1,673,333	18,345,000	-	18,345,000	(16,671,667)
Loan principal payments – WRBP	107,955,000	39,600,000	68,900,000	108,500,000	(545,000)
Loan principal payments – Interim	-	16,500,000	-	16,500,000	(16,500,000)
Loan principal payments – WPFHP	-	600,000	-	600,000	(600,000)
Loan principal payments – SHLP	220,081	230,000	-	230,000	(9,919)
Loan principal payments – Water Rights	172,823	265,000	-	265,000	(92,177)
Bond proceeds – WRBP	-	70,000,000	(68,900,000)	1,100,000	(1,100,000)
Refunding bond proceeds – WRBP	-	30,000,000	-	30,000,000	(30,000,000)
Bond proceeds – Watershed Prot.	-	20,000,000	-	20,000,000	(20,000,000)
Refunding bond proceeds – SWRP	-	10,000,000	-	10,000,000	(10,000,000)
Loan interest income – SWRP	501,825	1,116,224	-	1,116,224	(614,399)
Loan interest income – WRBP	10,330,704	13,800,000	-	13,800,000	(3,469,296)
Loan interest income – WPFHP	-	1,000,000	-	1,000,000	(1,000,000)
Loan interest income – SHLP	91,640	230,000	-	230,000	(138,360)
Loan interest income – Water Rights	73,161	80,000	-	80,000	(6,839)
Loan interest income – Interim loans	(92,521)	600,000	-	600,000	(692,521)
Other	24,448	26,000	-	26,000	(1,552)
Total revenues	<u>127,124,142</u>	<u>228,487,224</u>	<u>-</u>	<u>228,487,224</u>	<u>(101,363,082)</u>
Expenditures:					
WPCRF state match loans	2,231,600	3,000,000	-	3,000,000	768,400
DWRF state match loans	3,058,600	3,200,000	-	3,200,000	141,400
General/administrative	900,050	2,150,100	-	2,150,100	1,250,050
Interim loans made	-	16,500,000	-	16,500,000	16,500,000
Bond principal payments – SWRP	1,600,000	13,945,000	-	13,945,000	12,345,000
Bond principal payments – WRBP	107,955,000	41,700,000	66,800,000	108,500,000	545,000
Bond principal payments – WPFHP	-	600,000	-	600,000	600,000
Bond interest expense – SWRP	528,284	1,122,000	-	1,122,000	593,716
Bond Cost of Issuance – SWRP	3,765	4,000	-	4,000	235
Bond interest expense – WRBP	11,155,257	16,200,000	-	16,200,000	5,044,743
Bond Cost of Issuance – WRBP	87,710	1,430,000	-	1,430,000	1,342,290
Bond interest expense – WPFHP	-	1,000,000	-	1,000,000	1,000,000
Bond Cost of Issuance – WPFHP	-	800,000	-	800,000	800,000
Loans made – WRBP	-	70,000,000	(66,800,000)	3,200,000	3,200,000
Loans made – WPFHP	-	20,000,000	-	20,000,000	20,000,000
SHLP Loan Draws	-	5,000,000	-	5,000,000	5,000,000
SHLP Planning & Design Grants	19,387	225,000	-	225,000	205,613
GAP Program grants	248,332	815,000	-	815,000	566,668
Refunding Bonds Escrow					
Deposit – SWRP	-	9,650,000	-	9,650,000	9,650,000

**Colorado Water Resources
and Power Development Authority
(A Component Unit of the State of Colorado)
Schedule of Revenues, Expenditures and Changes in Funds Available
Actual (Non-GAAP Budgetary Basis) and Budget (Continued)
Water Operations Fund
Year Ended December 31, 2015**

	<u>Actual</u>	<u>Original budget</u>	<u>Changes</u>	<u>Final budget</u>	<u>Variance – favorable (unfavorable)</u>
Refunding Issuance Costs – SWRP	-	350,000	-	350,000	350,000
Refunding Bonds Escrow					
Deposit – WRBP	-	30,000,000	-	30,000,000	30,000,000
Refunding Issuance Costs – WRBP	-	900,000	-	900,000	900,000
Project expenditures	1,233,655	4,255,000	-	4,255,000	3,021,345
Arbitrage rebate – SWRP	-	100,000	-	100,000	100,000
Total expenditures	<u>129,021,640</u>	<u>242,946,100</u>	<u>-</u>	<u>242,946,100</u>	<u>113,924,460</u>
Excess of revenues over					
(under) expenditures	<u>\$ (1,897,498)</u>	<u>\$ (14,458,876)</u>	<u>\$ -</u>	<u>\$ (14,458,876)</u>	<u>\$ 12,561,378</u>

See accompanying notes to budgetary basis reconciliation

**Colorado Water Resources
and Power Development Authority
(A Component Unit of the State of Colorado)
Reconciliation and Note of Non-GAAP Budgetary Basis (Actual) to
Statement of Revenues, Expenses and Changes in Fund Net Position
Water Operations Fund
Year Ended December 31, 2015**

Revenues (budgetary basis)	\$ 127,124,142
Loan principal payments – SWRP (a.)	(1,673,333)
Loan principal payments – WRBP (a.)	(107,955,000)
Loan principal payments – SHLP (a.)	(220,081)
Loan principal payments – Water Rights (a.)	(172,823)
WPCRF state match loan repayment (c.)	(3,000,000)
DWRF state match loan repayment (c.)	<u>(3,000,000)</u>
Revenues (GAAP basis)	<u>11,102,905</u>
Expenditures (budgetary basis)	129,021,640
Depreciation (b.)	11,514
WPCRF and DWRF advance – state match provided (c.)	(5,290,200)
Bond principal payments – SWRP (d.)	(1,600,000)
Bond principal payments – WRBP (d.)	<u>(107,955,000)</u>
Expenses (GAAP basis)	<u>14,187,954</u>
Change in net position per statement of revenues, expenses and changes in net position	<u>\$ (3,085,049)</u>

The budget for the Water Operations Fund is reported on the same basis as described in the Basis of Accounting section, except as follows:

- a. Leveraged and SHLP loan principal payments are recorded as revenue when received from the borrower.
- b. Depreciation of equipment is not budgeted.
- c. WPCRF and DWRF advance – state match provided is treated as expenditure when transferred to the respective program.
- d. Bond principal payments are treated as expenditures when paid.

**Colorado Water Resources
and Power Development Authority
(A Component Unit of the State of Colorado)
Schedule of Revenues, Expenditures and Changes in Funds Available –
Actual (Non-GAAP Budgetary Basis) and Budget
Water Pollution Control Fund
Year Ended December 31, 2015**

	<u>Actual</u>	<u>Original budget</u>	<u>Changes</u>	<u>Final budget</u>	<u>Variance – favorable (unfavorable)</u>
Revenues:					
Interest on investments	\$ 5,136,371	\$ 4,740,000	\$ -	\$ 4,740,000	\$ 396,371
Administrative fee	5,392,161	5,911,000	-	5,911,000	(518,839)
Loan interest income	9,608,309	12,918,000	-	12,918,000	(3,309,691)
EPA grants	17,291,550	63,029,146	-	63,029,146	(45,737,596)
Colorado state match	2,231,600	3,000,000	-	3,000,000	(768,400)
Loan principal repayments	35,937,955	35,957,000	-	35,957,000	(19,045)
Bond proceeds	15,650,000	78,000,000	-	78,000,000	(62,350,000)
Refunding Bond Proceeds	-	90,000,000	-	90,000,000	(90,000,000)
Total revenues	<u>91,247,946</u>	<u>293,555,146</u>	<u>-</u>	<u>293,555,146</u>	<u>(202,307,200)</u>
Expenditures:					
Grant administration	2,830,450	6,461,480	-	6,461,480	3,631,030
Bond principal payments	27,795,000	29,000,000	-	29,000,000	1,205,000
Advance repayments – state match	3,000,000	3,000,000	-	3,000,000	-
Transfer Administrative to DWRP	161,158	272,000	-	272,000	110,842
Project costs paid – direct loans	12,509,714	75,118,228	-	75,118,228	62,608,514
Loans made – leveraged loans	44,990,247	80,000,000	-	80,000,000	35,009,753
Planning and design grants to small local governments	82,505	1,000,000	-	1,000,000	917,495
Payment to refunded bond escrow	-	87,300,000	-	87,300,000	87,300,000
Refunding bonds issuance cost	-	2,700,000	-	2,700,000	2,700,000
Other	143,531	200,000	-	200,000	56,469
Loan principal forgiven	915,522	4,500,000	-	4,500,000	3,584,478
Bond interest expense	13,756,169	21,000,000	-	21,000,000	7,243,831
Capital asset acquisitions	-	5,000	-	5,000	5,000
Total expenditures	<u>106,184,296</u>	<u>310,556,708</u>	<u>-</u>	<u>310,556,708</u>	<u>204,372,412</u>
Excess of revenues over expenditures	<u>\$ (14,936,350)</u>	<u>\$ (17,001,562)</u>	<u>\$ -</u>	<u>\$ (17,001,562)</u>	<u>\$ 2,065,212</u>

See accompanying notes to budgetary basis reconciliation

**Colorado Water Resources
and Power Development Authority
(A Component Unit of the State of Colorado)
Reconciliation and Note of Non-GAAP Budgetary Basis (Actual) to
Statement of Revenues, Expenses and Changes in Net Position
Water Pollution Control Fund
Year Ended December 31, 2015**

Revenues (budgetary basis)	\$ 91,247,946
Loan principal payments (a.)	(35,937,955)
Advance – state match provided (b.)	(2,231,600)
Bond proceeds (c.)	(15,650,000)
Revenues (GAAP basis)	<u>37,428,391</u>
Expenditures (budgetary basis)	106,184,296
Project costs paid – direct loans (d.)	(12,509,714)
Bond principal payments (e.)	(27,795,000)
Leverage Loans Made (f.)	(44,990,247)
State Match Repayment (g.)	(3,000,000)
Arbitrage rebate payments (h.)	(143,531)
Expenses (GAAP basis)	<u>17,745,804</u>
Change in net position per statement of revenues, expenses and changes in net position	 <u>\$ 19,682,587</u>

The budget for the Water Pollution Control Fund is reported on the same basis as described in the Basis of Accounting section, except as follows:

- a. Loan principal payments are recorded as revenue when received from the borrower.
- b. Advance – state match is treated as revenue when transferred from Water Operations.
- c. Bond proceeds are treated as revenue when issued.
- d. Direct loans are treated as expenditures when draws are made from project accounts.
- e. Bond principal payments are treated as expenditures when paid.
- f. Leveraged loans are treated as expenditures when loans are executed.
- g. WPCRF advance – state match provided is treated as expenditure when transferred to the respective program.
- h. Arbitrage rebate payments are treated as expenditures when paid to the United States Treasury.

**Colorado Water Resources
and Power Development Authority**
(A Component Unit of the State of Colorado)
**Schedule of Revenues, Expenses and Changes in Funds Available –
Actual (Non-GAAP Budgetary Basis) and Budget**
Drinking Water Fund
Year Ended December 31, 2015

	<u>Actual</u>	<u>Original budget</u>	<u>Changes</u>	<u>Final budget</u>	<u>Variance – favorable (unfavorable)</u>
Revenues:					
Interest on investments	\$ 1,949,485	\$ 1,800,000	\$ -	\$ 1,800,000	\$ 149,485
Loan interest income	3,727,179	5,510,000	-	5,510,000	(1,782,821)
Loan principal repayments	22,266,242	23,660,000	-	23,660,000	(1,393,758)
Bond proceeds	8,125,000	37,253,000	-	37,253,000	(29,128,000)
Capital contributions – EPA	27,400,451	78,752,378	-	78,752,378	(51,351,927)
Colorado state match	3,058,600	3,200,000	-	3,200,000	(141,400)
EPA capitalization grant set asides revenue	6,207,008	7,245,588	-	7,245,588	(1,038,580)
Transfer Administrative Fees – WPCRF	161,158	272,000	-	272,000	(110,842)
Administrative fee income	3,952,853	4,475,000	-	4,475,000	(522,147)
Refunding bond proceeds	-	40,000,000	-	40,000,000	(40,000,000)
Total revenues	<u>76,847,976</u>	<u>202,167,966</u>	<u>-</u>	<u>202,167,966</u>	<u>(125,319,990)</u>
Expenditures:					
Grant administration – State funded	1,389,587	2,620,052	-	2,620,052	1,230,465
Bond principal payments made	12,065,000	12,500,000	-	12,500,000	435,000
Advance repayments – State match	3,000,000	3,000,000	-	3,000,000	-
Project costs paid – direct loans	12,171,197	78,800,000	-	78,800,000	66,628,803
Loans made – leveraged	29,239,503	40,000,000	-	40,000,000	10,760,497
Planning and design grants to small local governments	229,908	1,000,000	-	1,000,000	770,092
Payment to refunded bond escrow	-	38,800,000	-	38,800,000	38,800,000
Refunding bonds issuance cost	-	1,200,000	-	1,200,000	1,200,000
Loan principal forgiven	3,053,188	10,740,000	-	10,740,000	7,686,812
Bond interest expense	5,448,654	9,500,000	-	9,500,000	4,051,346
EPA capitalization grant set asides	5,122,840	5,488,760	-	5,488,760	365,920
Arbitrage rebate payments	-	100,000	-	100,000	100,000
Capital asset acquisitions	-	5,000	-	5,000	5,000
Total expenditures	<u>71,719,877</u>	<u>203,753,812</u>	<u>-</u>	<u>203,753,812</u>	<u>132,033,935</u>
Excess of revenues over expenditures	<u>\$ 5,128,099</u>	<u>\$ (1,585,846)</u>	<u>\$ -</u>	<u>\$ (1,585,846)</u>	<u>\$ 6,713,945</u>

See accompanying notes to budgetary basis reconciliation

**Colorado Water Resources
and Power Development Authority
(A Component Unit of the State of Colorado)
Reconciliation and Note of Non-GAAP Budgetary Basis (Actual) to
Statement of Revenues, Expenses and Changes in Net Position
Drinking Water Fund
December 31, 2015**

Revenues (budgetary basis)	\$	76,847,976
Loan principal payments (a.)		(22,266,242)
Advance – state match provided (b.)		(3,058,600)
Bond proceeds (c.)		(8,125,000)
Revenues (GAAP basis)		<u>43,398,134</u>
Expenditures (budgetary basis)		71,719,877
Project costs paid – direct loans (d.)		(12,171,197)
Bond principal payments made (e.)		(12,065,000)
Leveraged loans made (f.)		(29,239,503)
State Match Repayment (g.)		(3,000,000)
Expenses (GAAP basis)		<u>15,244,177</u>
Change in net position per statement of revenues, expenses and changes in fund net position	\$	<u><u>28,153,957</u></u>

The budget for the Drinking Water Fund is reported on the same basis as described in the Basis of Accounting section, except as follows:

- a. Loan principal payments are recorded as revenue when received from the borrower.
- b. Advance – state match is treated as revenue when transferred from Water Operations.
- c. Bond proceeds are treated as revenue when issued.
- d. Direct loans are treated as expenditures when draws are made from project accounts.
- e. Bond principal payments are treated as expenditures when paid.
- f. Leveraged loans are treated as expenditures when loans are executed.
- g. DWRF advance – state match provided is treated as expenditure when transferred to the respective program.

**Colorado Water Resources
and Power Development Authority
(A Component Unit of the State of Colorado)
Schedule of Project Costs Payable – By Borrower
December 31, 2015**

The following pages contain information, by borrower, showing balances in project costs payable (loan proceeds remaining) and loans receivable. The borrower accounts are categorized by fund, by programs within the fund and by loan types.

Leveraged loans are funded by bond proceeds and may be partially funded by EPA capitalization grants and Authority resources. These loans are designated by the year and series of bonds providing the related capital, such as 2006A.

Projects in the SHLP, WPCRF and DWRP may be financed by direct loans. Loans are funded by EPA capitalization grants, reloan monies and/or Authority resources. Base program loans are those not funded by 2009 ARRA grants. Disadvantaged Community loans are discussed in the notes to the financial statements. ARRA loans are listed separately. The Authority provided principal forgiveness on certain 2009 ARRA direct loans and certain base program direct loans after 2009. Therefore, certain borrowers that received principal forgiveness will appear in the project costs payable list, but not in the loans receivable list.

Certain DWRP loans were funded from Authority cash and are listed separately under the State Direct loan heading.

	Project costs payable
Water Operations Fund:	
WRBP:	
2011C Donala Water and Sanitation District	\$ 4,621,075
2014A Fountain, City of	4,127,479
2009A North Weld County Water District	1,614,502
2011B Steamboat Springs, City of	3,331,274
Total Water Operations Fund	13,694,330
 Water Pollution Control Fund:	
Direct loans:	
Base program:	
Ault, Town of	1,646,137
Empire, Town of	10,767
Estes Park Sanitation District	3,132,649
Estes Park Sanitation District	1,273,470
Fairways Metropolitan District	1,475,164
Granby, Town of	438,381
Hayden, Town of	574,814
La Jara, Town of	35,698
Larimer County LID 2013-1 (Berthoud Estates)	832,984
Loma Linda Sanitation District	686,064
Lyons, Town of	103,611
Mansfield Heights Water and Sanitation District	101,022
Pagosa Springs General Improvement District, Town of	461,863
Ralston Valley Water and Sanitation District	23,426
Three Lakes Water & Sanitation District	797,310
Woodland Park, City of	1,831,476

**Colorado Water Resources
and Power Development Authority
(A Component Unit of the State of Colorado)
Schedule of Project Costs Payable – By Borrower
December 31, 2015**

	<u>Project costs payable</u>
Water Pollution Control Fund (Continued):	
Base program - disadvantaged communities:	
Cedaredge, Town of	1,227,899
Cheraw, Town of	10,233
Dinosaur, Town of	100,000
Fowler, Town of	1,328,058
Gilcrest, Town of	1,090,000
Hotchkiss, Town of	700,000
La Veta, Town of	10,587
Monte Vista, City of	1,396,612
Mountain View Villages Water and Sanitation District	15,177
Pritchett, Town of	143,954
Rocky Ford, City of	17,685
Shadow Mountain Village Local Improvement District	212,609
South Sheridan Water, Sanitary Sewer and Storm Drainage District	20,000
Yampa Valley Housing Authority	79,823
Total direct loans	<u>19,777,473</u>
Leveraged loans:	
2010B Boxelder Sanitation District	80,920
2010A Glenwood Springs, City of	192,900
2015A La Junta, City of	13,581,983
2015A Louisville, City of	28,987,977
2014A Pueblo, City of	1,361,244
2014A South Adams County Water & Sanitation District	4,820,702
Total leveraged loans	<u>49,025,726</u>
Total Water Pollution Control Fund	<u>68,803,199</u>
Drinking Water Fund:	
Direct loans:	
Base program:	
Castle Pines Metropolitan District	1,800,000
Coal Creek, Town of	67,587
Dillon, Town of	1,691,841
Edgewater, City of	1,339,762
El Rancho Florida Metropolitan District	104,154
Evans, City of	210,569
Forest View Acres Water District	144,792
Genesee Water & Sanitation District	2,500,000
Hayden, Town of	510,378
Highland Lakes Water District	1,953,803
Larimer County LID 2013-3 (Fish Creek)	230,845
Rangely, Town of	10,000
Rifle, City of	2,000,000
Spring Canyon Water & Sanitation District	2,200,000
Teller County Water and Sanitation District #1	37,334

**Colorado Water Resources
and Power Development Authority
(A Component Unit of the State of Colorado)
Schedule of Project Costs Payable – By Borrower
December 31, 2015**

	<u>Project costs payable</u>
Drinking Water Fund (continued):	
Base program - disadvantaged communities:	
Antonito, Town of	2,924,821
Center, Town of	1,103,000
Costilla County Garcia Domestic Water System	223,373
Empire, Town of	349,339
Flagler, Town of	652,900
Flagler, Town of	190,100
Florissant Water & Sanitation District	88,767
Granby, Town of	114,751
Lake City, Town of	355,150
Larkspur, Town of	1,401,214
Louviers Water and Sanitation District	20,000
Manzanola, Town of	241,775
Merino, Town of	977,172
Paonia, Town of	90,443
Shadow Mountain Village Local Improvement District	312,524
South Sheridan Water, Sanitary Sewer and Storm Drainage District	20,000
Wiley, Town of	30,344
Williamsburg, Town of	10,000
Yampa, Town of	614,724
Yampa Valley Housing Authority	130,305
Total direct loans	<u>24,651,767</u>
Leveraged loans:	
2015A Denver Southeast Water & Sanitation District	13,563,228
2015A Genesee Water & Sanitation District	8,565,493
2014A Left Hand Water District	18,541,433
2014A Paonia, Town of	3,000,000
2015A Roxborough Water & Sanitation District (Plum Valley)	5,182,000
2012A Rifle, City of	8,654,814
2011A Sterling, City of	1,877,066
Total leveraged loans	<u>59,384,034</u>
Total Drinking Water Fund	84,035,801
Total project costs payable	<u>\$ 166,533,330</u>

**Colorado Water Resources
and Power Development Authority
(A Component Unit of the State of Colorado)
Schedule of Loans Receivable – By Borrower
December 31, 2015**

	Loans Receivable
Water Operations Fund:	
Small Hydro Loan Program:	
2009 Cortez, City of	\$ 891,804
2011 Northern Water Conservancy District	1,748,088
2013 Tri-County Water Conservancy District	1,833,884
	4,473,776
Water Rights Purchase - ALP:	
2013 Durango, City of	3,636,428
	3,636,428
Small Water Resources Program:	
1997A Monument, Town of	275,000
1997A Parker Water and Sanitation District	689,167
2000A Parker Water and Sanitation District	7,451,666
2003A Rifle, City of	715,000
	9,130,833
Water Revenue Bond Program:	
2004E Copper Mountain Consolidated Metropolitan District	1,890,000
2005F Copper Mountain Consolidated Metropolitan District	2,120,000
2011C Donala Water and Sanitation District	5,910,000
2004B Englewood, City of	4,780,000
2005B Fort Lupton, City of	1,370,000
2008A Fountain, City of	7,650,000
2011A Fountain, City of	8,810,000
2013A Fountain, City of	11,160,000
2014A Fountain, City of	16,835,000
2009A North Weld County Water District	5,350,000
2010A Parker Water and Sanitation District	51,485,000
2011B Steamboat Springs, City of	10,635,000
	127,995,000
	145,236,037
Water Pollution Control Fund:	
Federal direct loans:	
Base program:	
2015 Ault, Town of	1,991,667
2013 Bayfield, Town of	550,165
2006 Bennett, Town of	104,257
2006 Boulder County	1,020,093
1998 Byers Water and Sanitation District	72,356

**Colorado Water Resources
and Power Development Authority
(A Component Unit of the State of Colorado)
Schedule of Loans Receivable – By Borrower (Continued)
December 31, 2015**

		<u>Loans Receivable</u>
Water Pollution Control Fund (continued):		
2012	Cherokee Metropolitan District	1,990,000
2010	Cherry Hills Heights Water and Sanitation District	110,638
2011	Colorado Centre Metropolitan District	1,672,586
2007	Cortez Sanitation District	1,315,428
2010	Crested Butte, Town of	1,171,243
2006	Cucharas Sewer and Water District	512,217
2007	Donala Water and Sanitation District	1,433,338
1991	Eagle, Town of	1,074,227
2007	Elizabeth, Town of	714,011
1997	Erie, Town of	73,801
2009	Erie, Town of	658,605
2014	Estes Park Sanitation District	2,872,730
2015	Estes Park Sanitation District	1,273,470
1998	Evans, City of	97,429
2009	Evergreen Metropolitan District	1,506,919
2008	Fairplay Sanitation District	1,459,644
2013	Fairways Metropolitan District	1,407,325
2004	Garden Valley Water and Sanitation District	166,259
2015	Granby, Town of	2,500,000
2012	Hayden, Town of	555,117
2013	Hillcrest Water and Sanitation District	495,319
2012	Hot Sulphur Springs, Town of	617,155
2002	Julesburg, Town of	356,029
1999	Kersey, Town of	50,326
2006	Kersey, Town of	1,138,180
2005	Kremmling Sanitation District	556,589
1999	La Junta, City of	110,654
2010	Lamar, City of	1,633,603
2008	Larimer County Local Improvement District	262,171
2010	Larimer County Local Improvement District	206,631
2013	Larimer County Local Improvement District	1,125,666
2014	Larimer County Local Improvement District	951,638
1998	Las Animas, City of	227,502
1999	Left Hand Water and Sanitation District	27,359
2000	Left Hand Water and Sanitation District	16,325
1995	Log Lane Village, Town of	9,260
2014	Loma Linda Sanitation District	875,796
2014	Lyons, Town of	5,062,426
2013	Mansfield Heights Water and Sanitation District	551,810
1997	Manzanola, Town of	8,945
1999	Monte Vista, Town of	240,039
2012	Mountain Water and Sanitation District	1,750,000

**Colorado Water Resources
and Power Development Authority
(A Component Unit of the State of Colorado)
Schedule of Loans Receivable – By Borrower (Continued)
December 31, 2015**

		Loans Receivable
Water Pollution Control Fund (continued):		
2011	Nederland, Town of	1,650,000
1999	New Castle, Town of	116,025
1996	Ordway, Town of	26,121
2009	Pagosa Area Water and Sanitation District	732,398
1997	Pagosa Springs General Improvement District, Town of	48,813
2006	Ralston Valley Water and Sanitation District	767,759
2012	South Durango Sanitation District	704,193
2000	Springfield, Town of	66,410
2011	Tabernash Meadows Water and Sanitation District	292,000
2014	Three Lakes Water & Sanitation District	1,993,181
2010	Upper Blue Sanitation District	1,553,357
2010	Woodland Park, City of	524,796
2015	Woodland Park, City of	2,000,000
Base program-disadvantaged communities:		
2006	Ault, Town of	793,712
2009	Boone, Town of	241,425
2015	Cedaredge, Town of	975,000
2010	Cheyenne Wells Sanitation District #1	216,335
2006	Clifton Sanitation District #2	1,142,857
2014	Cokedale, Town of	159,396
2009	Crested Butte South Metropolitan District	1,756,017
2011	Crowley, Town of	1,662,764
2015	Dinosaur, Town of	97,500
2014	Fowler, Town of	1,330,000
2015	Gilcrest, Town of	1,085,886
2006	Haxtun, Town of	191,143
2015	Hotchkiss, Town of	242,239
2009	Kit Carson, Town of	187,775
2006	La Jara, Town of	393,750
2015	La Jara, Town of	350,000
2014	La Veta, Town of	256,500
2014	La Veta, Town of	117,000
2008	Las Animas, City of	245,050
2011	Las Animas, City of	260,372
2013	Las Animas, City of	118,150
2009	Mancos, Town of	700,000
2011	Mancos, Town of	46,795
2008	Manzanola, Town of	64,800
2015	Monte Vista, City of	1,361,697
2009	Mountain View Villages Water and Sanitation District	1,161,722

**Colorado Water Resources
and Power Development Authority
(A Component Unit of the State of Colorado)
Schedule of Loans Receivable – By Borrower (Continued)
December 31, 2015**

		<u>Loans Receivable</u>
Water Pollution Control Fund (continued):		
2012	Naturita, Town of	104,880
2013	Olney Springs, Town of	290,700
2006	Ordway, Town of	344,425
2014	Pagosa Springs General Improvement District, Town of	1,992,451
2008	Penrose Sanitation District	92,160
2006	Pierce, Town of	618,943
2015	Pritchett, Town of	179,500
2011	Redstone Water and Sanitation District	1,835,762
2012	Rocky Ford, City of	1,362,869
2014	Rocky Ford, City of	680,325
2007	Romeo, Town of	108,264
2009	Seibert, Town of	108,750
2015	Shadow Mountain Village Local Improvement District	402,827
2011	Silver Plume, Town of	105,684
2012	Simla, Town of	101,500
2013	South Sheridan Water, Sanitary Sewer and Storm Drainage District	1,819,722
2006	Springfield, Town of	307,050
2006	Stratton, Town of	275,030
2006	Sugar City Town of	183,600
2009	Sugar City Town of	33,103
2015	Yampa Valley Housing Authority	598,424
ARRA direct loans:		
2009	Erie, Town of	1,450,000
2009	Georgetown, Town of	2,755,000
2009	Manitou Springs, City of	60,466
2009	Pagosa Area Water and Sanitation District	5,277,406
2009	Pueblo, City of	1,087,500
	Total WPCRF direct loans	<u>90,386,227</u>
Leveraged loans:		
2007A	Bayfield, Town of	3,550,000
2010B	Boxelder Sanitation District	9,075,000
2010B	Brush!, City of	7,840,000
1998A	Buena Vista Sanitation District	545,190
2006B	Cherokee Metropolitan District	9,636,472
2006A	Clifton Sanitation District #2	6,295,000
2003A	Colorado City Metropolitan District	878,848
1998B	Colorado Springs, City of	8,301,260
2001A	Cortez Sanitation District	3,300,000
1996A	Crested Butte, Town of	186,900
2002B	Denver Southeast Suburban Water and Sanitation District	3,015,000
2005A	Denver Southeast Suburban Water and Sanitation District	2,890,000
2006A	Donala Water and Sanitation District	3,133,916

**Colorado Water Resources
and Power Development Authority
(A Component Unit of the State of Colorado)
Schedule of Loans Receivable – By Borrower (Continued)
December 31, 2015**

		Loans Receivable
Water Pollution Control Fund (continued):		
1998A	Eagle River Water and Sanitation District	1,333,124
1997A	Eagle, Town of	316,630
2007A	Eagle, Town of	9,119,220
2005A	Eaton, Town of	3,170,808
2008A	Elizabeth, Town of	3,679,088
2004A	Englewood, City of	29,505,414
1997A	Erie, Town of	251,083
1998A	Evans, City of	216,420
2001A	Fort Collins, City of	3,385,000
2011A	Fountain Sanitation District	5,701,310
1999A	Fremont Sanitation District	2,147,100
2010A	Fruita, City of	19,280,000
2005B	Glendale, City of	5,994,532
2010A	Glenwood Springs, City of	25,953,000
2006A	Granby Sanitation District	3,063,846
1999A	Grand County Water and Sanitation District	807,533
1996A	Idaho Springs, City of	111,993
2015A	La Junta, City of	13,324,595
2001A	Lafayette, City of	3,288,460
2004A	Littleton, City of	29,029,583
2015A	Louisville, City of	31,451,348
2007A	Mead, Town of	2,060,000
2002A	Mesa County	4,350,000
2003A	Milliken, Town of	3,044,284
2001A	Mount Crested Butte Water and Sanitation District	1,909,299
2011A	Nederland, Town of	1,627,412
2008A	New Castle, Town of	5,974,714
1997A	Parker Water and Sanitation District	448,316
2000A	Parker Water and Sanitation District	3,931,116
2001A	Parker Water and Sanitation District	1,834,488
2002B	Parker Water and Sanitation District	10,942,848
2001A	Plum Creek Wastewater Authority	9,765,000
2002B	Plum Creek Wastewater Authority	1,460,000
2005A	Plum Creek Wastewater Authority	900,000
2003A	Pueblo, City of	3,956,760
2010A	Pueblo, City of	18,578,866
2014A	Pueblo, City of	4,164,724
2011A	Pueblo West Metropolitan District	4,348,779
2007A	Rifle, City of	12,827,964
2005A	Roxborough Water and Sanitation District	5,785,000
2002A	South Adams County Water and Sanitation District	3,075,000
2014A	South Adams County Water and Sanitation District	22,174,058
1999A	Steamboat Springs, City of	744,623
2001A	Steamboat Springs, City of	2,178,358

**Colorado Water Resources
and Power Development Authority
(A Component Unit of the State of Colorado)
Schedule of Loans Receivable – By Borrower (Continued)
December 31, 2015**

	Loans Receivable
Water Pollution Control Fund (continued):	
1997A Sterling, City of	181,978
2000A Summit County	5,514,628
2000A Three Lakes Water and Sanitation District	1,793,988
1998A Trinidad, City of	1,335,250
1997A Upper Blue Sanitation District	1,111,937
2005B Upper Blue Sanitation District	4,720,000
2002A Wellington, Town of	2,042,096
1997A Westminster, City of	1,942,120
1998A Westminster, City of	425,257
2005A Westminster, City of	8,450,000
2011A Windsor, Town of	2,390,896
Total WPCRF leveraged loans	405,767,432
Total Water Pollution Control Fund loans receivable	496,153,659
Drinking Water Fund:	
State direct loans:	
1996 Bayfield, Town of	20,005
1997 Fairplay, Town of	28,952
1997 Idaho Springs, City of	56,577
1996 Nunn, Town of	24,369
1998 Redstone Water and Sanitation District	60,185
1997 Westlake Water and Sanitation District	15,278
Federal direct loans:	
Base program:	
2011 Alma, Town of	335,922
2009 Baca Grande Water and Sanitation District	1,122,622
2002 Basalt, Town of	425,536
2010 BMR Metropolitan District	859,447
2006 Castle Pines Metropolitan District	1,298,050
2006 Castle Pines Metropolitan District	166,737
2014 Castle Pines Metropolitan District	1,793,863
1998 Chatfield South Water District	76,403
2013 Coal Creek, Town of	321,731
2010 Colorado Springs Utilities	6,832,606
2015 Columbine Lake Water District	687,648
2010 Cortez, City of	351,588
2012 Crested Butte, Town of	346,911
2010 Crested Butte South Metropolitan District	819,540
2013 Crested Butte South Metropolitan District	458,471
2006 Cucharas Sanitation and Water District	179,409
2012 Cucharas Sanitation and Water District	77,922
2015 Dillon, Town of	1,793,863
2010 Divide MPC Metropolitan District #1	110,472

**Colorado Water Resources
and Power Development Authority
(A Component Unit of the State of Colorado)
Schedule of Loans Receivable – By Borrower (Continued)
December 31, 2015**

		Loans Receivable
Drinking Water Fund (continued):		
2015	Edgewater, City of	1,993,181
2011	El Rancho Florida Metropolitan District	1,214,188
2013	Evans, City of	1,252,632
2005	Florence, City of	451,816
2012	Forest View Acres Water District	1,750,000
2015	Genesee Water & Sanitation District	2,500,000
2011	Georgetown, Town of	605,224
2010	Grand Junction, City of	2,961,332
2002	Hayden, Town of	404,131
2014	Hayden, Town of	911,880
2015	Highland Lakes Water District	2,000,000
2014	La Plata County Palo Verde Public Improvement District	265,843
2009	Lake Durango Water Authority	1,460,017
2009	Lamar, City of	833,266
2014	Larimer County Local Improvement District	312,348
1998	Left Hand Water and Sanitation District	34,248
2011	Mountain Water and Sanitation District	775,000
2003	Mustang Water Authority	365,715
2009	Nederland, Town of	1,848,579
2003	Oak Creek, Town of	444,124
2005	Olde Stage Water District	57,394
2008	Olde Stage Water District	110,523
2003	Ouray, City of	317,938
2009	Palmer Lake, Town of	1,315,590
2010	Pine Drive Water District	194,248
2004	Pinewood Springs Water District	66,037
2006	Pinewood Springs Water District	459,113
2006	Platte Canyon Water and Sanitation District Subdistrict #1	255,182
2008	Platte Canyon Water and Sanitation District Subdistrict #2	301,696
2006	Ralston Valley Water and Sanitation District	827,612
2013	Rangely, Town of	1,399,348
2012	Rifle, City of	1,716,011
2011	Salida, City of	449,625
2000	Sedalia Water and Sanitation District	92,645
2015	Spring Canyon Water & Sanitation District	2,200,000
2004	Swink, Town of	344,506

**Colorado Water Resources
and Power Development Authority
(A Component Unit of the State of Colorado)
Schedule of Loans Receivable – By Borrower (Continued)
December 31, 2015**

		<u>Loans Receivable</u>
Drinking Water Fund (continued):		
2010	Teller County Water & Sanitation District	1,426,819
1999	Thunderbird Water and Sanitation District	77,918
2002	Thunderbird Water and Sanitation District	150,245
2013	Timbers Water and Sanitation District	306,250
2010	Tree Haus Metropolitan District	748,236
2001	Wellington, Town of	417,022
2003	Westwood Lakes Water District	234,857
2002	Woodland Park, City of	336,534
Base program-disadvantaged communities:		
2015	Antonito, Town of	1,010,149
2009	Arriba, Town of	404,000
2006	Bethune, Town of	292,600
2011	Blanca, Town of	276,946
2006	Boone, Town of	375,008
2006	Bristol Water and Sanitation District	133,333
2015	Center, Town of	1,084,617
2009	Creede, City of	1,019,654
2012	Crowley, Town of	93,333
2008	Del Norte, Town of	489,182
2008	East Alamosa Water and Sanitation District	1,500,000
2008	Eckley, Town of	62,500
2015	Flagler, Town of	652,900
2006	Genoa, Town of	125,417
2007	Hillrose, Town of	560,422
2008	Hotchkiss, Town of	444,928
2008	Kim, Town of	90,467
2005	La Jara, Town of	95,000
2008	La Veta, Town of	949,015
2015	Lake City, Town of	491,667
2014	Larkspur, Town of	1,933,333
2008	Las Animas, Town of	622,533

**Colorado Water Resources
and Power Development Authority
(A Component Unit of the State of Colorado)
Schedule of Loans Receivable – By Borrower (Continued)
December 31, 2015**

		Loans Receivable
Drinking Water Fund (continued):		
2005	Log Lane Village, Town of	721,666
2012	Louviers Water and Sanitation District	128,013
2011	Manassa, Town of	418,965
2012	Merino, Town of	103,274
2011	Mesa Water and Sanitation District	92,876
2011	Monte Vista, City of	306,807
2012	Navajo Western Water District	885,843
2011	Nunn, Town of	385,431
2006	Ordway, Town of	143,333
2007	Ordway, Town of	83,820
2006	Palisade, Town of	1,400,000
2008	Paonia, Town of	279,594
2006	Pritchett, Town of	136,667
2009	Rockvale, Town of	245,786
2009	Rye, Town of	449,888
2006	Sedgwick, Town of	286,317
2013	South Sheridan Water, Sanitary Sewer and Storm Drainage District	1,922,472
2007	Stratton, Town of	390,378
2008	Stratton, Town of	74,601
2013	Stratton, Town of	873,050
2010	Swink, Town of	222,395
2006	Walden, Town of	619,097
2014	Williamsburg, Town of	802,263
2014	Yampa, Town of	521,073
2015	Yampa Valley Housing Authority	239,089
ARRA direct loans:		
2009	Divide MPC Metropolitan District	105,799
2009	Florence, City of	1,400,000
2009	Gateway Metropolitan District	418,017
2009	Georgetown, Town of	971,500
2009	Hot Sulphur Springs, Town of	942,500
2009	La Junta, City of	1,326,750
2009	Lamar, City of	2,865,472
2009	Manitou Springs, City of	899,987
2009	Manitou Springs, City of	389,527
2009	Manitou Springs, City of	899,987
2009	Ophir, Town of	362,500
2009	Ridgway, Town of	326,250
	Total Drinking Water Fund direct loans	89,800,971
Leveraged loans:		
2006B	Alamosa, City of	7,529,433
2006B	Arapahoe County Water and Wastewater PID	8,457,208

**Colorado Water Resources
and Power Development Authority
(A Component Unit of the State of Colorado)
Schedule of Loans Receivable – By Borrower (Continued)
December 31, 2015**

	Loans Receivable
Drinking Water Fund (continued):	
1997A Arapahoe Estates Water District	137,938
1998A Buena Vista, Town of	248,272
2014A Clifton Water District	13,624,268
2006B Cottonwood Water and Sanitation District	6,847,181
2006A Craig, City of	3,856,553
2015A Denver Southeast Suburban Water & Sanitation District	14,243,059
1997A Englewood, City of	2,744,937
2008A Estes Park, Town of	4,058,371
2000A Evergreen Metropolitan District	1,752,302
2002A Evergreen Metropolitan District	834,209
2003B Florence, City of	7,080,310
1997A Fort Collins, City of	1,063,651
1999A Fort Collins, City of	1,120,423
1998A Fort Morgan, City of	3,377,596
2000A Fountain Valley Authority	2,367,897
2003A Fountain Valley Authority	1,512,874
2015A Genesee Water & Sanitation District	9,648,862
1999A Glenwood Springs, City of	852,964
1999A Grand County Water and Sanitation District	599,713
2002A Grand Junction, City of	1,551,599
1999A Greeley, City of	3,830,923
2002A Idaho Springs, City of	946,930
1999A Julesburg, Town of	251,382
2002A La Junta, City of	4,226,966
1999A Left Hand Water District	1,500,376
2014A Left Hand Water District	28,538,926
2000A Limon, Town of	454,992
2006A Little Thompson Water District	3,890,719
2003A Longmont, City of	9,066,271
2003A Lyons, Town of	2,315,197
2008A Pagosa Area Water and Sanitation District	6,350,069
2006B Palisade, Town of	2,899,657
2014A Paonia, Town of	2,859,277
2008B Project 7 Water Authority	7,663,935
2000A Pueblo Board of Waterworks	6,115,487
2012A Rifle, City of	20,179,761
2015A Roxborough Water & Sanitation District(Plum Valley)	5,193,390
2011A Sterling, City of	24,803,982
2000A Westminster, City of	4,277,088
Total Drinking Water Fund leveraged loans	228,874,948
Total Drinking Water Fund loans receivable	318,675,919
Total loans receivable	\$ 960,065,615

THIS PAGE LEFT BLANK INTENTIONALLY

**Colorado Water Resources
and Power Development Authority
(A Component Unit of the State of Colorado)
Schedule of Bonds Payable – By Issue
December 31, 2015**

<u>Water Operations Fund</u>	<u>Original issue amount</u>	<u>Current amount outstanding</u>	<u>Interest rate</u>	<u>Due dates</u>	<u>Early redemption</u>
Small Water Resources Program Revenue Bonds:					
1997 Series A	\$ 9,725,000	\$ 275,000	4.1% – 5.6%	Serial Bonds through 2012, term bonds subject to mandatory redemption 2013 – 2017. Various bonds totaling \$3,060,000 from 2008 to 2017 were refunded by the 2006A bond issue	After 2009 at par
2003 Series A	9,610,000	735,000	2.0% – 4.50%	Serial Bonds through 2013, term bonds subject to mandatory redemption in 2014 and 2015. Two borrowers prepaid their loans in 2012, resulting in the call of associated bonds of approximately \$6,400,000	2014 – 2023 at par
2006 Series A	13,970,000	8,315,000	3.75% – 5.00%	Serial Bonds through 2019	The bonds are not subject to early redemption
Total Small Water Resources Program Revenue Bonds	<u>33,305,000</u>	<u>9,325,000</u>			

**Colorado Water Resources
and Power Development Authority
(A Component Unit of the State of Colorado)
Schedule of Bonds Payable – By Issue
December 31, 2015**

<u>Water Operations Fund</u>	<u>Original issue amount</u>	<u>Current amount outstanding</u>	<u>Interest rate</u>	<u>Due dates</u>	<u>Early redemption</u>
Water Revenue Bonds Program:					
2004 Series B	19,715,000	4,780,000	3.0% – 5.0%	Serial Bonds through 2017	2014 – 2017 at par
2004 Series E	3,540,000	1,890,000	2.0% – 4.54%	Serial Bonds through 2024	2014 – 2024 at par
2005 Series B	2,300,000	1,370,000	3.0% – 4.625%	Serial Bonds through 2017, term bonds subject to mandatory redemption 2020 - 2025	2015 – 2025 at par
2005 Series F	3,690,000	2,120,000	4.0% – 4.5%	Serial Bonds through 2024	2016 – 2024 at par
2008 Series A	8,795,000	7,650,000	3.0% – 5.25%	Serial Bonds through 2023, term bonds subject to mandatory redemption 2038	2019 – 2038 at par
2009 Series A	6,940,000	5,350,000	2.5% – 4.55%	Serial Bonds through 2029	2020 – 2029 at par
2010 Series A	51,485,000	51,485,000	4.55% – 5.9%	Serial Bonds 2023 - 2027, term bonds subject to mandatory redemption 2030 and 2035	2020 – 2035 at par
2011 Series A	9,350,000	8,810,000	2.0% – 5.125%	Serial Bonds 2013 - 2026, term bonds subject to mandatory redemption 2031, 2036 and 2041	2022 – 2041 at par
2011 Series B	12,350,000	10,635,000	3.0% – 5.0%	Serial Bonds 2012 - 2023, term bonds subject to mandatory redemption 2026 and 2031	2022 – 2031 at par
2011 Series C	5,965,000	5,910,000	2.0% – 5.0%	Serial Bonds 2013 - 2027, term bonds subject to mandatory redemption 2031 and 2036	2022 – 2036 at par
2013 Series A	11,615,000	11,160,000	2.0% – 4.0%	Serial Bonds 2014 - 2027, term bonds subject to mandatory redemption 2033, 2038 and 2043	2023 – 2043 at par
2014 Series A	16,900,000	16,835,000	2.0% – 5.0%	Serial Bonds 2015 - 2027, term bonds subject to mandatory redemption 2029, 2039 and 2044	2025 – 2044 at par
Total Water Revenue Bonds Program	<u>152,645,000</u>	<u>127,995,000</u>			
Total Water Operations Fund	<u>\$ 185,950,000</u>	<u>\$ 137,320,000</u>			

**Colorado Water Resources
and Power Development Authority
(A Component Unit of the State of Colorado)
Schedule of Bonds Payable – By Issue
December 31, 2015**

Water Pollution Control Revolving Fund	Original issue amount	Current amount outstanding	Interest rate	Due dates	Early redemption
Clean Water Revenue Bonds:					
Clean Water 1996 Series A (Town of Crested Butte, Mt. Crested Butte Water and Sanitation District, Fountain Sanitation District, and City of Idaho Springs)	\$ 6,710,000	\$ 10,000	4.25% – 5.9%	Serial Bonds through 2008, term bonds subject to mandatory redemption 2009 – 2011 and 2012 – 2016 \$2,710,000 of bonds maturing in 2007 and thereafter were refunded with the issuance of the 2004 Series A Wastewater Revolving Fund Refunding Revenue Bonds	After 2008 at par
Clean Water 1997 Series A (City of Westminster, Breckenridge Sanitation District, Parker Water and Sanitation District, City of Sterling, Town of Carbondale, Town of Erie, and Town of Eagle)	31,605,000	285,000	4.05% – 5.8%	Serial Bonds through 2011, term bonds subject to mandatory redemption 2012 – 2015 and 2016 – 2017 \$14,675,000 of bonds maturing in 2008 and thereafter were refunded with the issuance of the 2004 Series A Wastewater Revolving Fund Refunding Revenue Bonds	After 2009 at par

**Colorado Water Resources
and Power Development Authority
(A Component Unit of the State of Colorado)
Schedule of Bonds Payable – By Issue
December 31, 2015**

Water Pollution Control Revolving Fund	Original issue amount	Current amount outstanding	Interest rate	Due dates	Early redemption
Clean Water 1998 Series A (Eagle River Water and Sanitation District, City of Trinidad, City of Westminster, Buena Vista Sanitation District, and City of Evans)	31,190,000	115,000	3.7% – 5.125%	Serial Bonds through 2012, term bonds subject to mandatory redemption 2013 – 2018. \$15,375,000 of bonds maturing in 2009 and thereafter were refunded with the issuance of the 2005 Series A Wastewater Revolving Fund Refunding Revenue Bonds	2009 at par
Clean Water 1998 Series B (City of Colorado Springs)	20,810,000	305,000	3.7% – 5.375%	Serial Bonds through 2012, term bonds subject to mandatory redemption 2013 – 2016 and 2017 – 2019 \$13,630,000 of bonds maturing in 2009 and thereafter were refunded with the issuance of the 2005 Series A Wastewater Revolving Fund Refunding Revenue Bonds	2009 at par
Clean Water 1999 Series A (City of Aurora, Fremont Sanitation District, Grand County Water and Sanitation District, Mt. Werner Water and Sanitation District, and City of Steamboat Springs)	39,220,000	165,000	4.25% – 5.25%	Serial Bonds through 2014, term bonds subject to mandatory redemption 2015 – 2019. Mt. Werner Water and Sanitation District's outstanding bonds in the amount of \$2,700,000 were defeased in 2001. \$15,435,000 of bonds maturing in 2010 and thereafter were refunded with the issuance of the 2005 Series A Wastewater Revolving Fund Refunding Revenue Bonds. In 2012, the City of Aurora prepaid its loan and the 1999A bond totaling \$195,000 were called	2009 at par
Clean Water 2000 Series A (Parker Water and Sanitation District, Summit County, and Three Lakes Water and Sanitation District)	33,575,000	515,000	5.0% – 6.25%	Serial Bonds through 2013, term bonds subject to mandatory redemption in 2014 through 2020. \$17,900,000 of bonds maturing in 2011 and thereafter were refunded with the issuance of the 2004 Series A Wastewater Revolving Fund Refunding Revenue Bonds	2011 – 2020 at par
Clean Water 2001 Series A (Cortez Sanitation District, City of Fort Collins, Fraser Sanitation District, City of Lafayette, Mt. Crested Butte Water and Sanitation District, Parker Water and Sanitation District, Plum Creek Wastewater Authority, and City of Steamboat Springs)	69,710,000	1,555,000	4.0% – 5.625%	Serial Bonds through 2019, term bonds subject to mandatory redemption in 2020 through 2021. \$37,250,000 of bonds maturing in 2012 and thereafter were refunded with the issuance of the 2005 Series A-2 Wastewater Revolving Fund Refunding Revenue Bonds	2012 – 2021 at par

**Colorado Water Resources
and Power Development Authority
(A Component Unit of the State of Colorado)
Schedule of Bonds Payable – By Issue
December 31, 2015**

Water Pollution Control Revolving Fund	Original issue amount	Current amount outstanding	Interest rate	Due dates	Early redemption
Clean Water 2005 Series A (Town of Breckenridge, Denver Southeast Suburban Water and Sanitation District, Town of Eaton, Plum Creek Wastewater Authority, Roxborough Park Metropolitan District, and City of Westminster)	40,090,000	21,315,000	4.0% – 5.0%	Serial Bonds through 2027	2016 – 2027 at par
Clean Water 2005 Series B (Breckenridge Sanitation District and City of Glendale)	17,350,000	10,210,000	2.8% – 4.5%	Serial Bonds through 2027	2016 – 2027 at par
Clean Water 2006 Series A (Clifton Water & Sanitation District #2, Donala Water & Sanitation District, Granby Sanitation District and Triview Metropolitan District)	23,270,000	12,000,000	4.25% – 5.0%	In 2014, Triview prepaid its loan that totaled \$3,090,000 and serial bonds through 2027 were legally defeased Serial Bonds through 2027	2017 – 2027 at par
Clean Water 2006 Series B (Cherokee Water & Sanitation District)	14,195,000	8,970,000	4.0% – 4.375%	Serial Bonds through 2025, term bond subject to mandatory redemption in 2026 and 2027	2017 – 2027 at par
Clean Water 2007 Series A (Bayfield Sanitation District, City of Rifle, Town of Rifle, Town of Eagle, Town of Mead)	35,330,000	26,205,000	4.0% – 5.0%	Serial Bonds through 2026, term bond subject to mandatory redemption in 2027 and 2028	2018 – 2028 at par
Clean Water 2008 Series A (Town of Elizabeth, Town of New Castle)	12,305,000	8,870,000	3.5% – 5.0%	Serial Bonds through 2028, term bond subject to mandatory redemption in 2030	2019 – 2030 at par
Clean Water 2010 Series A (City of Fruita, City of Glenwood Springs, City of Pueblo)	73,835,000	61,350,000	2.0% – 5.0%	Serial Bonds through 2030, term bond subject to mandatory redemptions in 2029 and 2032	2020 – 2032 at par
Clean Water 2010 Series B (Boxelder Sanitation District, City of Brush)	19,875,000	16,915,000	2.0% – 4.0%	Serial Bonds through 2032	2020 – 2032 at par
Clean Water 2011 Series A (Windsor, Nederland, Fountain SD, Pueblo West)	14,620,000	11,985,000	2.0% – 4.0%	Serial Bonds through 2032	2021 – 2032 at par
Clean Water 2014 Series A (South Adams County, Pueblo)	9,075,000	9,055,000	2.0% – 4.0%	Serial Bonds through 2036	2025 – 2036 at par
Clean Water 2015 Series A (La Junta, Louisville)	15,650,000	15,580,000	2.0% – 5.0%	Serial Bonds through 2037	2026 – 2037 at par
Total WPCRF Clean Water Revenue Bonds payable	<u>508,415,000</u>	<u>205,405,000</u>			

**Colorado Water Resources
and Power Development Authority
(A Component Unit of the State of Colorado)
Schedule of Bonds Payable – By Issue
December 31, 2015**

Water Pollution Control Revolving Fund	Original issue amount	Current amount outstanding	Interest rate	Due dates	Early redemption
Revenue Bonds 2004 Series A (Partial refunding of the following Clean Water Bonds: 1996A, 1997B, and 2000A)	36,705,000	13,895,000	3.0% – 5.0%	Serial Bonds through 2020	2015 – 2020 at par
Revenue Bonds 2005 Series A and A2 (Partial refunding of the following Clean Water Bonds: 1998A, 1998B, 1999A, and 2001A)	78,865,000	37,085,000	3.0% – 5.25%	Serial Bonds through 2021	The bonds are not subject to early redemption
Revenue Bonds 2013 Series A (Refunding of the following Clean Water Bonds: 2002A, 2002B, 2003A, and 2004A)	61,215,000	58,105,000	2.0% – 5.00%	Serial Bonds through 2025	2023 – 2025 at par
	<u>176,785,000</u>	<u>109,085,000</u>			
Total Water Pollution Control Revolving Fund	<u>\$ 685,200,000</u>	<u>\$ 314,490,000</u>			

**Colorado Water Resources
and Power Development Authority
(A Component Unit of the State of Colorado)
Schedule of Bonds Payable – By Issue
December 31, 2015**

Drinking Water Revolving Fund	Original issue amount	Current amount outstanding	Interest rate	Due dates	Early redemption
Drinking Water Revenue Bonds Series 2006A (City of Craig and Little Thompson Water District)	11,275,000	7,155,000	4.0% – 5.0%	Serial Bonds through 2027, term bond subject to mandatory redemption in 2025 and 2026	2017 – 2027 at par
Drinking Water Revenue Bonds Series 2006B (City of Alamosa, Arapahoe County Water & Wastewater PID, Cottonwood Water & Sanitation District, and Town of Palisade)	38,045,000	23,375,000	4.0% – 5.0%	Serial Bonds through 2024, term bonds subject to mandatory redemption in 2025 through 2028	2017 – 2028 at par
Drinking Water Revenue Bonds Series 2008A (Pagosa Area Water and Sanitation District, Town of Estes Park)	11,235,000	9,500,000	3.5% – 4.25	Serial Bonds through 2029	2019 – 2029 at par
Drinking Water Revenue Bonds Series 2008B (Project 7 Water Authority)	8,870,000	6,680,000	3.0% – 5%	Serial Bonds through 2024, term bonds subject to mandatory redemption in 2026 through 2030	2019 – 2030 at par
Drinking Water Revenue Bonds Series 2011A (City of Sterling)	24,795,000	21,535,000	2.0% – 4.375%	Serial Bonds through 2032	2022 – 2032 at par
Drinking Water Revenue Bonds Series 2012A (City of Rifle)	17,970,000	16,590,000	2.0% – 5%	Serial Bonds through 2034	2023 – 2034 at par
Drinking Water Revenue Bonds Series 2014A (Clifton WD, Left Hand WD Town of Paonia)	11,440,000	10,630,000	2.0% – 3.25%	Serial Bonds through 2035	2025 – 2035 at par
Drinking Water Revenue Bonds Series 2015A (Genesee, Denver SE Plum Valley Heights)	8,125,000	7,975,000	2.0% – 4.0%	Serial Bonds through 2028, term bonds subject to mandatory redemption in 2029, 2030, 2035 & 2036	2026 – 2036 at par
Total DWRF Revenue Bonds payable	<u>131,455,000</u>	<u>103,440,000</u>			
Drinking Water Revolving Fund Refunding Revenue Bonds 2005 Series A (Partial Refunding of the Drinking Water Revolving Fund Revenue Bonds Series 2000A)	20,305,000	12,985,000	3.0% – 5.5%	Serial Bonds through 2022	The bonds are not subject to early redemption
Drinking Water Revolving Fund Refunding Revenue Bonds 2013 Series A (Refunding of the Drinking Water Revolving Fund Revenue Bonds Series 1997A, 1998A, 1999A, 2002A, 2003A, and 2003B)	35,460,000	26,510,000	2.0% – 5.0%	Serial Bonds through 2025	2023 – 2025 at par
	<u>55,765,000</u>	<u>39,495,000</u>			
Total Drinking Water Revolving Fund	<u>\$ 187,220,000</u>	<u>\$ 142,935,000</u>			

THIS PAGE LEFT BLANK INTENTIONALLY

**Colorado Water Resources
and Power Development Authority
(A Component Unit of the State of Colorado)**

**Schedule of Cash, Cash Equivalents and Investments Held by Trustees – By Investment Type
December 31, 2015**

	<u>Cash</u>	<u>Cash held by State Treasure r</u>	<u>Money Market</u>	<u>Local Government Investment Pools</u>	<u>U.S. Treasury Notes - SLGS Bonds, and Agency (fair value)</u>	<u>Securities Not Held for Investment</u>	<u>Repurchase agreements</u>	<u>Total cash and investments by bond issue</u>
Water Operations Fund:								
Small Water Resources Projects Program								
Debt Service Reserve Fund	\$ -	\$ -	\$ -	\$ 8,500,000	\$ -	\$ -	\$ -	\$ 8,500,000
Small Water Resources Projects Bonded Funds	-	-	-	392,424	-	-	-	392,424
Water Revenue Bonds Program	-	-	11,956,742	4,142,230	-	5,130,000	-	21,228,972
Animas - La Plata Account	-	1,569,412	-	-	-	-	-	1,569,412
Authority Operating	2,061,724	12,981,551	-	51,615	-	-	-	15,094,890
Subtotal – Water Operations Fund	<u>2,061,724</u>	<u>14,550,963</u>	<u>11,956,742</u>	<u>13,086,269</u>	<u>-</u>	<u>5,130,000</u>	<u>-</u>	<u>46,785,698</u>
Water Pollution Control Revolving Fund:								
Clean Water Revenue Bonds, 1996 Series A	-	-	162,729	-	-	-	94,465	257,194
Clean Water Revenue Bonds, 1997 Series A	-	-	352,857	-	-	-	1,260,321	1,613,178
Clean Water Revenue Bonds, 1998 Series A	-	-	367,616	-	-	-	1,349,078	1,716,694
Clean Water Revenue Bonds, 1998 Series B	-	-	293,079	-	-	-	2,606,300	2,899,379
Clean Water Revenue Bonds, 1999 Series A	-	-	299,115	-	-	-	1,271,279	1,570,394
Clean Water Revenue Bonds, 2000 Series A	-	-	547,367	-	-	-	3,273,660	3,821,027
Clean Water Revenue Bonds, 2001 Series A	-	-	946,834	-	11,750	-	9,700,054	10,658,638
Refunding Revenue Bonds, 2004 Series A	-	-	113,387	-	-	-	-	113,387
Clean Water Revenue Bonds, 2005 Series A	-	-	590,641	-	-	-	11,606,163	12,196,804
Clean Water Revenue Bonds, 2005 Series B	-	-	269,917	-	-	-	4,653,739	4,923,656
Refunding Revenue Bonds, 2005 Series A and A2	-	-	672,339	-	803,444	-	-	1,475,783
Clean Water Revenue Bonds, 2006 Series A	-	-	713,721	-	-	-	6,500,407	7,214,128
Clean Water Revenue Bonds, 2006 Series B	-	-	210,843	-	-	-	3,332,358	3,543,201
Clean Water Revenue Bonds, 2007 Series A	-	-	557,696	-	-	-	11,267,430	11,825,126
Clean Water Revenue Bonds, 2008 Series A	-	-	1,645	-	3,919,012	-	-	3,920,657
Clean Water Revenue Bonds, 2010 Series A	-	-	388,722	-	23,620,370	-	-	24,009,092
Clean Water Revenue Bonds, 2010 Series B	-	-	106,206	-	11,862,386	-	-	11,968,592
Clean Water Revenue Bonds, 2011 Series A	-	-	3,015	-	10,416,981	-	-	10,419,996
Refunding Revenue bonds, 2013 Series A	-	-	-	11,017,429	-	-	-	11,017,429
Clean Water Revenue Bonds, 2014 Series A	-	-	-	2,885,020	-	-	-	2,885,020
Clean Water Revenue Bonds, 2015 Series A	-	-	-	16,674,643	-	-	-	16,674,643
Direct Loan Project Accounts	-	-	-	1,961,024	-	-	-	1,961,024
WPCRF State Match Holding Account	-	4,456,837	-	-	-	-	-	4,456,837
Direct Loan Surplus Matching Account	-	-	2,077,025	-	-	-	-	2,077,025
CWSRF Re loan Account	-	-	99,277,304	-	-	-	-	99,277,304
WPCRF Administrative Fee Account	-	-	-	20,116,541	-	-	-	20,116,541
WPCRF LL Pre construction Account	-	-	-	333,408	-	-	-	333,408
WPCRF DL Pre construction Account	-	-	-	18,131	-	-	-	18,131
Subtotal – Water Pollution Control Revolving Fund	<u>-</u>	<u>4,456,837</u>	<u>107,952,058</u>	<u>53,006,196</u>	<u>50,633,943</u>	<u>-</u>	<u>56,915,254</u>	<u>272,964,288</u>

**Colorado Water Resources
and Power Development Authority
(A Component Unit of the State of Colorado)**

**Schedule of Cash, Cash Equivalents and Investments Held by Trustees – By Investment Type (Continued)
December 31, 2015**

	Cash	Cash held by State Treasurer	Money Market	Local Government Investment Pools	U.S. Treasury Notes - SLGS Bonds, and Agency (fair value)	Securities Not Held for Investment	Repurchase agreements	Total cash and investments by bond issue
Drinking Water Revolving Fund:								
Refunding Revenue Bonds, 2005 Series A	-	-	497,142	-	-	-	-	497,142
Drinking Water Revenue Bonds, 2006 Series A	-	-	333,044	-	-	-	3,119,190	3,452,234
Drinking Water Revenue Bonds, 2006 Series B	-	-	1,093,289	-	-	-	9,951,391	11,044,680
Drinking Water Revenue Bonds, 2008 Series A	-	-	342,531	-	5,025,740	-	-	5,368,271
Drinking Water Revenue Bonds, 2008 Series B	-	-	1,142	-	4,151,623	-	-	4,152,765
Drinking Water Revenue Bonds, 2011 Series A	-	-	868,030	-	13,793,173	-	-	14,661,203
Drinking Water Revenue Bonds, 2012 Series A	-	-	2,487,279	-	15,146,670	-	-	17,633,949
Refunding Revenue Bonds, 2013 Series A	-	-	-	7,806,446	-	-	-	7,806,446
Drinking Water Revenue Bonds, 2014 Series A	-	-	-	6,256,939	-	-	-	6,256,939
Drinking Water Revenue Bonds, 2015 Series A	-	-	-	8,211,689	-	-	-	8,211,689
DWRF DL Preconstruction Account	-	-	-	159,729	-	-	-	159,729
DWRF LL Preconstruction-State Match Account	-	-	-	3,019,200	-	-	-	3,019,200
Federal Direct Loan Project, Accounts	-	-	-	4,268,289	-	-	-	4,268,289
Drinking Water Funding Account	-	183,897	-	-	-	-	-	183,897
Drinking Water State Match Holding Account	-	2,375	-	-	-	-	-	2,375
State Direct Loan Surplus Matching Account	-	-	62,556	-	-	-	-	62,556
State Direct Loan Reloan Account	-	-	-	1,227,656	-	-	-	1,227,656
State Direct Loan Administrative Fee Account	-	-	-	37,508	-	-	-	37,508
Federal Direct Loan Surplus Matching Account	-	-	1,849,173	-	-	-	-	1,849,173
DWRF Reloan Account	-	-	61,652,190	-	-	-	-	61,652,190
DWRF Administrative Fee Account	-	-	-	13,945,158	-	-	-	13,945,158
Subtotal – Drinking Water Revolving Fund	-	186,272	69,186,376	44,932,614	38,117,206	-	13,070,581	165,493,049
Colorado Water Resources and Power Development Authority – total cash and investments	\$ 2,061,724	\$ 19,194,072	\$ 189,095,176	\$ 111,025,079	\$ 88,751,149	\$ 5,130,000	\$ 69,985,835	\$ 485,243,035

**Colorado Water Resources
and Power Development Authority
(A Component Unit of the State of Colorado)**

**Schedule of Cash, Cash Equivalents and Investments Held by Trustees – By Account Type
December 31, 2015**

	Rebate accounts	S WRP revenue or Debt service funds	Debt service reserve funds	Project accounts	DWRP and WPCRF matching accounts	Cost of issuance accounts	Other accounts	Total cash and investments by bond issue
Water Operations Fund:								
Small Water Resources Projects Program								
Debt Service Reserve Fund	\$ -	\$ -	\$ 8,500,000	\$ -	\$ -	\$ -	\$ -	\$ 8,500,000
Small Water Resources Projects Bonded Funds	-	392,369	-	-	-	-	55	392,424
Water Revenue Bonds Program	-	27,043	7,444,063	13,757,866	-	-	-	21,228,972
Animas-La Plata Account	-	-	-	-	-	-	1,569,412	1,569,412
Authority Operating	-	-	-	-	-	-	15,094,890	15,094,890
Subtotal—Water Operations Fund	-	419,412	15,944,063	13,757,866	-	-	16,664,357	46,785,698
Water Pollution Control Revolving Fund:								
Clean Water Revenue Bonds, 1996 Series A	162,483	1	-	-	94,710	-	-	257,194
Clean Water Revenue Bonds, 1997 Series A	350,132	-	-	-	1,263,046	-	-	1,613,178
Clean Water Revenue Bonds, 1998 Series A	356,922	-	-	-	1,359,772	-	-	1,716,694
Clean Water Revenue Bonds, 1998 Series B	291,346	-	-	-	2,608,033	-	-	2,899,379
Clean Water Revenue Bonds, 1999 Series A	294,647	-	-	-	1,275,747	-	-	1,570,394
Clean Water Revenue Bonds, 2000 Series A	543,941	-	-	-	3,277,086	-	-	3,821,027
Clean Water Revenue Bonds, 2001 Series A	901,951	11,752	-	-	9,744,935	-	-	10,658,638
Refunding Revenue Bonds, 2004 Series A	-	113,387	-	-	-	-	-	113,387
Clean Water Revenue Bonds, 2005 Series A	66,893	498,072	-	-	11,631,839	-	-	12,196,804
Clean Water Revenue Bonds, 2005 Series B	252,715	-	-	-	4,670,941	-	-	4,923,656
Refunding Revenue Bonds, 2005 Series A and A2	-	1,475,783	-	-	-	-	-	1,475,783
Clean Water Revenue Bonds, 2006 Series A	399,144	-	-	-	6,814,984	-	-	7,214,128
Clean Water Revenue Bonds, 2006 Series B	202,586	-	-	-	3,340,615	-	-	3,543,201
Clean Water Revenue Bonds, 2007 Series A	533,385	-	-	-	11,291,741	-	-	11,825,126
Clean Water Revenue Bonds, 2008 Series A	-	-	-	-	3,920,657	-	-	3,920,657
Clean Water Revenue Bonds, 2010 Series A	-	58	-	192,900	23,816,134	-	-	24,009,092
Clean Water Revenue Bonds, 2010 Series B	-	54	-	80,920	11,887,618	-	-	11,968,592
Clean Water Revenue Bonds, 2011 Series A	-	-	-	-	10,419,996	-	-	10,419,996
Refunding Revenue Bonds, 2013 Series A	-	134,025	-	-	10,883,404	-	-	11,017,429
Clean Water Revenue Bonds, 2014 Series A	-	-	-	2,155,083	729,937	-	-	2,885,020
Clean Water Revenue Bonds, 2015 Series A	-	22,025	-	15,286,119	1,366,499	-	-	16,674,643
Direct Loan Project Accounts	-	-	-	1,961,024	-	-	-	1,961,024
WPCRF State Match Holding Account	-	-	-	-	-	-	4,456,838	4,456,838
Direct Loan Surplus Matching Account	-	-	-	-	-	-	2,077,025	2,077,025
CWSRF Re loan Account	-	-	-	-	-	-	99,277,303	99,277,303
WPCRF Administrative Fee Account	-	-	-	-	-	-	20,116,541	20,116,541
WPCRF LL Pre construction Account	-	-	-	-	-	-	333,408	333,408
WPCRF DL Pre construction Account	-	-	-	-	-	-	18,131	18,131
Subtotal—Water Pollution Control Revolving Fund	4,356,145	2,255,157	-	19,676,046	120,397,694	-	126,279,246	272,964,288

**Colorado Water Resources
and Power Development Authority
(A Component Unit of the State of Colorado)**

**Schedule of Cash, Cash Equivalents and Investments Held by Trustees – By Account Type (Continued)
December 31, 2015**

	Rebate accounts	S WRP revenue or Debt service funds	Debt service reserve funds	Project accounts	DWRP and WPCR matching accounts	Cost of issuance accounts	Other accounts	Total cash and investments by bond issue
Drinking Water Revolving Fund:								
Refunding Revenue Bonds, 2005 Series A	-	497,142	-	-	-	-	-	497,142
Drinking Water Revenue Bonds, 2006 Series A	126,638	178,383	-	-	3,147,213	-	-	3,452,234
Drinking Water Revenue Bonds, 2006 Series B	1,063,426	-	-	-	9,981,254	-	-	11,044,680
Drinking Water Revenue Bonds, 2008 Series A	-	310,692	-	-	5,057,579	-	-	5,368,271
Drinking Water Revenue Bonds, 2008 Series B	-	-	-	-	4,152,765	-	-	4,152,765
Drinking Water Revenue Bonds, 2011 Series A	-	338	-	1,877,066	12,783,799	-	-	14,661,203
Drinking Water Revenue Bonds, 2012 Series A	-	1,311	-	8,654,814	8,977,824	-	-	17,633,949
Refunding Revenue Bonds, 2013 Series A	-	1,354,194	-	-	6,452,252	-	-	7,806,446
Drinking Water Revenue Bonds, 2014 Series A	-	3,148	-	5,291,968	961,823	-	-	6,256,939
Drinking Water Revenue Bonds, 2015 Series A	-	32,674	-	7,490,568	688,447	-	-	8,211,689
DWRP DL Preconstruction Account	-	-	-	-	-	-	159,729	159,729
DWRP LL Preconstruction-State Match Account	-	-	-	-	-	-	3,019,200	3,019,200
Federal Direct Loan Project Accounts	-	-	-	4,268,289	-	-	-	4,268,289
Drinking Water Funding Account	-	-	-	-	-	-	183,897	183,897
Drinking Water State Match Holding Account	-	-	-	-	-	-	2,375	2,375
State Direct Loan Surplus Matching Account	-	-	-	-	-	-	62,556	62,556
State Direct Loan Reloan Account	-	-	-	-	-	-	1,227,656	1,227,656
State Direct Loan Administrative Fee Account	-	-	-	-	-	-	37,508	37,508
Federal Direct Loan Surplus Matching Account	-	-	-	-	-	-	1,849,173	1,849,173
DWRP Reloan Account	-	-	-	-	-	-	61,652,190	61,652,190
DWRP Administrative Fee Account	-	-	-	-	-	-	13,945,158	13,945,158
Subtotal- Drinking Water Revolving Fund	<u>1,190,064</u>	<u>2,377,882</u>	<u>-</u>	<u>27,582,705</u>	<u>52,202,956</u>	<u>-</u>	<u>82,139,442</u>	<u>165,493,049</u>
Colorado Water Resources and Power Development Authority – total cash and investments	<u>\$ 5,546,209</u>	<u>\$ 5,052,451</u>	<u>\$ 15,944,063</u>	<u>\$ 61,016,617</u>	<u>\$ 172,600,650</u>	<u>\$ -</u>	<u>\$ 225,083,045</u>	<u>\$ 485,243,035</u>

THIS PAGE LEFT BLANK INTENTIONALLY

**Independent Auditor's Report on Internal Control Over
Financial Reporting and on Compliance and Other Matters Based on an
Audit of the Financial Statements Performed in Accordance with
Government Auditing Standards**

Board of Directors
Colorado Water Resources and
Power Development Authority
Denver, Colorado

We have audited, in accordance with auditing standards generally accepted in the United States of America and the standards applicable to financial audits contained in *Government Auditing Standards*, issued by the Comptroller General of the United States, the financial statements of each major fund of Colorado Water Resources and Power Development Authority (the Authority), a component unit of the State of Colorado, as of and for the year ended December 31, 2015, and the related notes to the financial statements, which collectively comprise the Authority's basic financial statements and have issued our report thereon dated April 12, 2016, which contained an emphasis of matter paragraph regarding a change in accounting principles.

Internal Control Over Financial Reporting

Management of the Authority is responsible for establishing and maintaining effective internal control over financial reporting (internal control). In planning and performing our audit, we considered the Authority's internal control to determine the audit procedures that are appropriate in the circumstances for the purpose of expressing our opinions on the financial statements, but not for the purpose of expressing an opinion on the effectiveness of the Authority's internal control. Accordingly, we do not express an opinion on the effectiveness of the Authority's internal control.

A deficiency in internal control exists when the design or operation of a control does not allow management or employees, in the normal course of performing their assigned functions, to prevent, or detect and correct, misstatements on a timely basis. A material weakness is a deficiency, or a combination of deficiencies, in internal control such that there is a reasonable possibility that a material misstatement of the Authority's financial statements will not be prevented, or detected and corrected, on a timely basis. A significant deficiency is a deficiency, or a combination of deficiencies, in internal control that is less severe than a material weakness, yet important enough to merit attention by those charged with governance.

Our consideration of internal control was for the limited purpose described in the first paragraph of this section and was not designed to identify all deficiencies in internal control that might be material weaknesses or significant deficiencies. Given these limitations, during our audit we did not identify any deficiencies in internal control that we consider to be material weaknesses. However, material weaknesses may exist that have not been identified.

Board of Directors
Colorado Water Resources and
Power Development Authority

Compliance and Other Matters

As part of obtaining reasonable assurance about whether the Authority's financial statements are free of material misstatement, we performed tests of its compliance with certain provisions of laws, regulations, contracts and grant agreements, noncompliance with which could have a direct and material effect on the determination of financial statement amounts. However, providing an opinion on compliance with those provisions was not an objective of our audit, and accordingly, we do not express such an opinion. The results of our tests disclosed no instances of noncompliance or other matters that are required to be reported under *Government Auditing Standards*.

Purpose of this Report

The purpose of this report is solely to describe the scope of our testing of internal control and compliance and the results of that testing, and not to provide an opinion on the effectiveness of the Authority's internal control or on compliance. This report is an integral part of an audit performed in accordance with *Government Auditing Standards* in considering the Authority's internal control and compliance. Accordingly, this communication is not suitable for any other purpose.

BKD, LLP

Denver, Colorado
April 12, 2016

Independent Auditor's Report on Compliance for Each Major Federal Program and Report on Internal Control Over Compliance

Board of Directors
Colorado Water Resources and
Power Development Authority
Denver, Colorado

Report on Compliance for Each Major Federal Program

We have audited Colorado Water Resources and Power Development Authority's (the Authority), a component unit of the State of Colorado, compliance with the types of compliance requirements described in the *OMB Compliance Supplement* that could have a direct and material effect on the Authority's major federal program for the year ended December 31, 2015. The Authority's major federal program is identified in the summary of auditor's results section of the accompanying schedule of findings and questioned costs.

Management's Responsibility

Management is responsible for compliance with federal statutes, regulations, contracts and the terms and conditions of its federal awards applicable to its federal programs.

Auditor's Responsibility

Our responsibility is to express an opinion on compliance for the Authority's major federal program based on our audit of the types of compliance requirements referred to above. We conducted our audit of compliance in accordance with auditing standards generally accepted in the United States of America; the standards applicable to financial audits contained in *Government Auditing Standards*, issued by the Comptroller General of the United States; and the audit requirements of Title 2 U.S. *Code of Federal Regulations Part 200, Uniform Administrative Requirements, Cost Principles, and Audit Requirements for Federal Awards* (Uniform Guidance). Those standards and the Uniform Guidance require that we plan and perform the audit to obtain reasonable assurance about whether noncompliance with the types of compliance requirements referred to above that could have a direct and material effect on a major federal program occurred. An audit includes examining, on a test basis, evidence about the Authority's compliance with those requirements and performing such other procedures as we considered necessary in the circumstances.

We believe that our audit provides a reasonable basis for our opinion on compliance for the major federal program. Our audit does not provide a legal determination on the Authority's compliance.

Board of Directors
Colorado Water Resources and
Power Development Authority

Opinion on the Major Federal Program

In our opinion, the Authority complied, in all material respects, with the types of compliance requirements referred to above that could have a direct and material effect on its major federal program for the year ended December 31, 2015.

Report on Internal Control Over Compliance

Management of the Authority is responsible for establishing and maintaining effective internal control over compliance with the types of compliance requirements referred to above. In planning and performing our audit of compliance, we considered the Authority's internal control over compliance with the types of requirements that could have a direct and material effect on its major federal program to determine the auditing procedures that are appropriate in the circumstances for the purpose of expressing our opinion on compliance for the major federal program and to test and report on internal control over compliance in accordance the Uniform Guidance, but not for the purpose of expressing an opinion on the effectiveness of internal control over compliance. Accordingly, we do not express an opinion on the effectiveness of the Authority's internal control over compliance.

A deficiency in internal control over compliance exists when the design or operation of a control over compliance does not allow management or employees, in the normal course of performing their assigned functions, to prevent, or detect and correct, noncompliance with a type of compliance requirement of a federal program on a timely basis. A material weakness in internal control over compliance is a deficiency, or combination of deficiencies, in internal control over compliance such that there is a reasonable possibility that material noncompliance with a type of compliance requirement of a federal program will not be prevented, or detected and corrected, on a timely basis. A significant deficiency in internal control over compliance is a deficiency, or a combination of deficiencies, in internal control over compliance with a type of compliance requirement of a federal program that is less severe than a material weakness in internal control over compliance, yet important enough to merit attention by those charged with governance.

Our consideration of internal control over compliance was for the limited purpose described in the first paragraph of this section and was not designed to identify all deficiencies in internal control over compliance that might be material weaknesses or significant deficiencies. We did not identify any deficiencies in internal control over compliance that we consider to be material weaknesses. However, material weaknesses may exist that have not been identified.

The purpose of this report on internal control over compliance is solely to describe the scope of our testing of internal control over compliance and the results of that testing based on the requirements of the Uniform Guidance. Accordingly, this report is not suitable for any other purpose.

BKD, LLP

Denver, Colorado
April 12, 2016

**Colorado Water Resources
and Power Development Authority
(A Component Unit of the State of Colorado)
Schedule of Expenditures of Federal Awards
Year Ended December 31, 2015**

Grantor Program title	Federal CFDA number	Grant award	Passed Through to Subrecipients	Accrued January 1, 2015	Receipts	Expenditures	Accrued December 31, 2015
U.S. Environmental Protection Agency:							
Direct payments:							
Clean Water State Revolving Fund Cluster							
Capitalization Grants for Clean Water							
State Revolving Funds:							
2012 Grant	66.458	11,305,000	\$ 5,963,104	\$ -	\$ 5,963,104	\$ 5,963,104	-
2013 Grant	66.458	10,679,000	10,102,412	332,355	10,679,000	10,346,645	-
2014 Grant	66.458	11,216,000	745,092	-	745,092	981,801	236,709
2015 Grant	66.458	11,158,000	-	-	-	-	-
Total federal awards –							
Clean Water State Revolving Fund Cluster			16,810,608	332,355	17,387,196	17,291,550	236,709
Drinking Water State Revolving Fund Cluster							
Capitalization Grants for Drinking							
Water State Revolving Funds:							
2011 Grant	66.468	16,705,000	877,987	460,911	1,338,898	877,987	-
2012 Grant	66.468	15,920,000	10,984,800	563,706	11,922,296	11,578,577	219,988
2013 Grant	66.468	14,937,000	5,513,284	1,418,364	8,534,873	7,622,523	506,014
2014 Grant	66.468	15,394,000	10,024,380	965,634	12,066,349	12,542,284	1,441,569
2015 Grant	66.468	15,293,000	-	-	309,644	986,088	676,444
Total federal awards –							
Drinking Water State Revolving Fund Cluster			27,400,451	3,408,615	34,172,060	33,607,459	2,844,015
Total federal awards			\$ 44,211,059	\$ 3,740,970	\$ 51,559,256	\$ 50,899,009	\$ 3,080,724

See accompanying notes to schedule of expenditures of federal awards.

**Colorado Water Resources
and Power Development Authority
(A Component Unit of the State of Colorado)
Notes to Schedule of Expenditures of Federal Awards
Year Ended December 31, 2015**

Note 1: Basis of Presentation

The accompanying schedule of expenditures of federal awards (the Schedule) includes the federal award activity of Colorado Water Resources and Power Development Authority (the Authority) under programs of the federal government for the year ended December 31, 2015. The accompanying notes are an integral part of this Schedule. The information in this Schedule is presented in accordance with the requirements of Title 2 U.S. *Code of Federal Regulations* Part 200, *Uniform Administrative Requirements, Cost Principles, and Audit Requirements for Federal Awards* (Uniform Guidance). Because the Schedule presents only a selected portion of the operations of the Authority, it is not intended to and does not present the financial position, changes in net position or cash flows of the Authority.

Note 2: Subrecipients

Expenditures reported on the Schedule are reported on the accrual basis of accounting. Such expenditures are recognized following, as applicable, either the cost principles in OMB A-87 or the cost principles contained in Title 2 U.S. *Code of Federal Regulations* Part 200, *Uniform Administrative Requirements, Cost Principles, and Audit Requirements for Federal Awards*, wherein certain types of expenditures are not allowable or are limited as to reimbursement. Negative amounts shown on the Schedule represent adjustments or credits made in the normal course of business to amounts reported as expenditures in prior years. The Authority has elected not to use the 10% de minimis indirect cost rate allowed under the Uniform Guidance.

Note 3: Set Asides

For the year ended December 31, 2015, the following DWRF grant amounts were used for the set aside programs:

	<u>Set aside amount</u>
DWRF program year:	
2011	\$ -
2012	593,777
2013	2,109,239
2014	2,517,904
2015	<u>986,088</u>
Total	<u>\$ 6,207,008</u>

THIS PAGE LEFT BLANK INTENTIONALLY

**Colorado Water Resources
and Power Development Authority
(A Component Unit of the State of Colorado)
Schedule of Findings and Questioned Costs
Year Ended December 31, 2015**

Section I – Summary of Auditor’s Results

Financial Statements

1. The type of report the auditor issued on whether the financial statements audited were prepared in accordance with accounting principles generally accepted in the United States of America (GAAP) was:
 Unmodified Qualified Adverse Disclaimer

2. The independent auditor’s report on internal control over financial reporting disclosed:
Significant deficiency(ies) identified? Yes None Reported
Material weakness(es) identified? Yes No

3. Noncompliance material to financial statements was disclosed by the audit? Yes No

Federal Awards

4. The independent auditor’s report on internal control over compliance for major federal awards programs disclosed:
Significant deficiency(ies) identified? Yes None Reported
Material weakness(es)? Yes No

5. The opinion expressed in the independent auditor’s report on compliance for major federal award program was:
 Unmodified Qualified Adverse Disclaimer

6. The audit disclosed findings required to be reported by 2 CFR 200.516(a)? Yes No

**Colorado Water Resources
and Power Development Authority
(A Component Unit of the State of Colorado)
Schedule of Findings and Questioned Costs (Continued)
Year Ended December 31, 2015**

7. Identification of major programs:

CFDA Number	Name of Federal Program or Cluster
66.468	Drinking Water State Revolving Fund Cluster

8. The threshold used to distinguish between Type A and Type B programs was: \$1,526,970

9. The Organization qualified as low-risk auditee? Yes No

Section II – Financial Statement Findings

Reference Number	Finding
	No matters are reportable.

Section III – Federal Award Findings and Questioned Costs

Reference Number	Finding	Questioned Costs
	No matters are reportable.	

**Colorado Water Resources
and Power Development Authority
(A Component Unit of the State of Colorado)
Summary Schedule of Prior Audit Findings
Year Ended December 31, 2015**

Reference Number	Summary of Finding	Status
-----------------------------	---------------------------	---------------

No matters are reportable.

Attachment 4

Authority Board Resolution No. 16-06

**COLORADO WATER RESOURCES
AND
POWER DEVELOPMENT AUTHORITY**

RESOLUTION NO. 16-06

**APPROVING AND RATIFYING THE DRINKING WATER REVOLVING FUND
CAPITALIZATION GRANT AWARD FOR FISCAL YEAR 2016 BETWEEN THE
COLORADO WATER RESOURCES AND POWER DEVELOPMENT AUTHORITY AND
THE ENVIRONMENTAL PROTECTION AGENCY AND PROVIDING FOR THE
COMMITMENT AND DEPOSIT OF FUNDS TO COMPRISE THE STATE MATCH**

WHEREAS, Title I of the Safe Drinking Water Act Amendments of 1996 (the "Act") established a system to provide funding assistance for improvements to drinking water systems, in the form of state revolving funds that are capitalized by federal grants and by state matching funds, and used to provide loans and other financial assistance for eligible projects; and

WHEREAS, C.R.S. §37-95-107.8 established the Drinking Water Revolving Fund administered by the Colorado Water Resources and Power Development Authority ("Authority") in accordance with and for the purposes set forth in Title I of the Act; and

WHEREAS, C.R.S. §37-95-107.8 authorizes the Authority on behalf of the State with the written approval of the Colorado Department of Public Health and Environment to enter into such agreements with the United States as may be necessary to comply with the provisions of the Act and as otherwise may be required to provide for the capitalization of the Drinking Water Revolving Fund from federal grant money; and

WHEREAS, the United States Environmental Protection Agency ("EPA") and the Authority have negotiated an Operating Agreement for operation of the Drinking Water Revolving Fund, and the EPA, pursuant to said Operating Agreement, and in accordance with all conditions set forth therein, proposes to award a capitalization grant to the Authority, on behalf of the State, in an amount to be finally determined, but not to exceed \$16,000,000 for Fiscal Year 2016 for capitalization of the Drinking Water Revolving Fund, on the condition that the Authority deposits state matching funds comprising up to 20% of the federal capitalization amount as required by 40 CFR 3550(g)(2) (the "State Match"), into a State Match Account for the revolving fund;


NOW, THEREFORE, BE IT RESOLVED:

1. Subject to receipt of written approval of the Colorado Department of Public Health and Environment, the Board of Directors of the Colorado Water Resources and Power Development Authority, on behalf of the State of Colorado, approves and ratifies the Fiscal Year 2016 Capitalization Grant between the Authority and the United States Environmental Protection Agency in the amount to be finally determined, but not to exceed \$16,000,000 for capitalization of the Drinking Water Revolving Fund; and further directs, confirms, and approves the execution of said Capitalization Grant by the Executive Director on behalf of the Authority upon receipt of a letter from the Colorado Department of Public Health and Environment approving the 2016 Capitalization Grant Award.

2. In accordance with Resolution No. 04-34, at such time as the Executive Director has executed the Capitalization Grant, the Authority shall deposit into the Drinking Water Revolving Fund State Match Account the required State Match of up to 20% of the 2016 Fiscal Year Capitalization Grant.

CERTIFICATE

The undersigned officers of the Board of Directors of the Colorado Water Resources and Power Development Authority do hereby certify that the above Resolution No. 16-06 was adopted by the Colorado Water Resources and Power Development Authority at a regular meeting of the Board of Directors with a quorum present in Denver, Colorado on March 8, 2016.



Chair



Secretary

ATTEST