

COLORADO
DRINKING WATER REVOLVING FUND
SUMMARY REPORT

JANUARY 1, 2011 – DECEMBER 31, 2011




PREPARED BY

THE STATE OF COLORADO

APRIL 30, 2012

**FOR THE ENVIRONMENTAL PROTECTION AGENCY
REGION VIII**



COLORADO WATER RESOURCES & POWER DEVELOPMENT AUTHORITY

Logan Tower Bldg – Suite 620, 1580 Logan Street, Denver, Colorado 80203-1942
303/830-1550 · Fax 303/832-8205 · info@cwrpda.com

April 29, 2012

Mr. Brian Friel
CWSRF Program Coordinator
U.S. EPA, Region 8
Technical & Financial Services Unit (8P-W-TF)
1595 Wynkoop Street
Denver, CO 80202-1129

RE: 2011 Summary Report for the Colorado Drinking Water Revolving Fund (DWRf)

Dear Mr. Friel:

As required by the Operating Agreement between the U.S. Environmental Protection Agency and the Authority, I am transmitting herewith one copy of the 2011 DWRf Summary Report. This document is intended to summarize the activity of the DWRf Program for 2011-2012 and present the 2011 audited financial statements of the Program.

Also enclosed is a copy of the Authority's 2011 Annual Report.

If you should have any questions, please feel free to call.

Sincerely,

Michael Brod
Executive Director

MB/cas

Enclosures: (1 copy) 2011 DWRf Summary Report
(1 copy) Authority 2011 Annual Report

cc: Mr. Steve Gunderson, WQCD, 2011 DWRf Summary Report
Ms. Donna Davis, WQCD, 2011 DWRf Summary Report
Mr. Michael Beck, WQCD, 2011 DWRf Summary Report
Mr. Barry Cress, DLG, 2011 DWRf Summary Report

COLORADO DWRF SUMMARY REPORT

TABLE OF CONTENTS

EXHIBITS

- A. DWRF LOAN SUMMARY (1997-2011)
- B. DWRF PLANNING AND DESIGN GRANTS – ALL YEARS
- C. BINDING COMMITMENTS
- D. EPA CAPITAL CONTRIBUTIONS SUMMARY

ATTACHMENTS

- 1. 2011 INTENDED USE PLAN and DWGP INTENDED USE PLAN
- 2. 2012 INTENDED USE PLAN and DWGP INTENDED USE PLAN
- 3. AUDITED FINANCIAL STATEMENTS AS OF AND FOR THE YEARS ENDED DECEMBER 31, 2011 AND 2010
- 4. AUTHORITY BOARD RESOLUTION NO. 11-09

Exhibit A

DWRF Loan Summary (1997 – 2011)

Colorado Water Resources & Power Development Authority
DRINKING WATER REVOLVING FUND (DWRP) LOAN PROGRAM
2011 BIENNIAL REPORT - EXHIBIT A - LOAN SUMMARY REPORT
As of December 31, 2011

DETAIL OF LOANS FINANCED UNDER THE DWRP PROGRAM										
Borrower	Loan Date	Loan Amount	Loan Term (In Years)	Effective Loan Interest Rate	DW SRF Funds Obligated to Loan (a)	2009 ARRA Funds Obligated to Loan (d)	State Match Obligated to Loan (b)	Reloan Funds Obligated to Loan (c)	Loan Type	Notes / Comments
Grand Lake, Town of	10/29/97	\$ 495,000	20	4.500%	\$ 394,988	\$ -	\$ 100,012	\$ -	DL	
Arapahoe Estates WD	10/01/97	1,048,333	20	4.150%	388,359	-	98,333	-	LL	
Englewood, City of	10/01/97	15,292,636	21	4.140%	5,361,910	-	1,357,636	-	LL	
Fort Collins, City of	10/01/97	10,125,300	20	4.120%	3,614,928	-	915,300	-	LL	
Chatfield South WD	07/13/98	728,500	20	4.500%	581,310	-	147,190	-	DL	
Left Hand W&SD	09/11/98	188,700	20	4.500%	150,574	-	38,126	-	DL	
Buena Vista, Town of	06/01/98	1,324,120	20	4.010%	490,204	-	124,120	-	LL	
Fort Morgan, City of	06/01/98	15,433,355	21	4.020%	5,641,214	-	1,428,355	-	LL	
Julesburg, Town of	05/01/99	693,000	1	4.500%	543,757	-	149,243	-	DL	
La Junta, City of	10/15/99	490,000	20	4.500%	384,475	-	105,525	-	DL	
Thunderbird W&SD	06/01/99	285,000	20	4.500%	223,623	-	61,377	-	DL	
Aurora, City of	05/01/99	14,999,899	15	3.633%	4,751,500	-	1,024,899	-	LL	
Fort Collins, City of	05/01/99	4,998,395	20	3.808%	1,870,165	-	403,395	-	LL	
Glenwood Springs, City of	05/01/99	4,999,017	19	3.773%	1,710,790	-	369,017	-	LL	
Grand County W&SD	05/01/99	2,998,566	19	3.783%	1,036,468	-	223,566	-	LL	
Greeley, City of	05/01/99	14,999,038	20	3.802%	5,280,660	-	1,139,038	-	LL	
Julesburg, Town of	05/01/99	994,600	20	3.809%	392,210	-	84,600	-	LL	
Left Hand WD	05/01/99	6,571,538	20	3.802%	2,139,722	-	461,538	-	LL	
Craig, City of	12/15/00	450,000	5	4.000%	353,089	-	96,911	-	DL	
Sedalia W&SD	03/09/00	326,000	20	4.500%	255,794	-	70,206	-	DL	
Springfield, Town of	07/28/00	349,471	20	4.500%	274,209	-	75,262	-	DL	
Evergreen MD	04/15/00	5,577,982	21	4.390%	1,786,069	-	452,982	-	LL	
Fountain Valley Auth	04/15/00	7,607,966	21	4.400%	2,633,735	-	667,966	-	LL	
Limon, Town of	04/15/00	1,440,809	21	4.410%	436,910	-	110,809	-	LL	
Pueblo Board of WW	04/15/00	9,558,795	23	4.600%	2,499,000	-	633,795	-	LL	
Westminster, City of	04/15/00	14,998,357	21	4.400%	4,764,452	-	1,208,357	-	LL	
Wellington, City of	11/01/01	1,000,000	20	4.000%	716,007	-	283,993	-	DL	
Basalt, Town of	12/19/02	948,246	20	4.000%	-	-	-	948,246	DL	
Dillon, Town of	10/18/02	1,000,000	10	4.000%	-	-	-	1,000,000	DL	
Hayden, Town of	04/30/02	1,000,000	20	4.000%	-	-	-	1,000,000	DL	
Thunderbird W&SD	08/27/02	343,684	20	4.000%	-	-	-	343,684	DL	
Woodland Park, City of	03/13/02	800,000	20	4.000%	597,200	-	202,800	-	DL	
Evergreen MD	04/01/02	2,036,130	21	4.000%	764,260	-	181,130	-	LL	
Grand Junction, City of	04/01/02	3,566,522	21	4.020%	1,082,370	-	256,522	-	LL	
Idaho Springs, City of	04/01/02	2,339,797	21	3.990%	906,316	-	214,797	-	LL	
La Junta, City of	04/01/02	9,812,211	21	4.000%	3,300,469	-	782,211	-	LL	
Mustang WA	12/08/03	700,000	20	4.000%	-	-	-	700,000	DL	
Oak Creek, Town of	11/18/03	900,689	20	4.000%	-	-	-	900,689	DL	
Ouray, City of	12/19/03	1,000,000	20	4.000%	-	-	-	1,000,000	DL	

Colorado Water Resources & Power Development Authority
DRINKING WATER REVOLVING FUND (DWRP) LOAN PROGRAM
2011 BIENNIAL REPORT - EXHIBIT A - LOAN SUMMARY REPORT
As of December 31, 2011

DETAIL OF LOANS FINANCED UNDER THE DWRP PROGRAM (Cont'd)										
Borrower	Loan Date	Loan Amount	Loan Term (In Years)	Effective Loan Interest Rate	DW SRF Funds Obligated to Loan (a)	2009 ARRA Funds Obligated to Loan (d)	State Match Obligated to Loan (b)	Reloan Funds Obligated to Loan (c)	Loan Type	Notes / Comments
Westwood Lakes WD	05/15/03	500,000	20	4.000%	-	-	-	500,000	DL	
Florence, City of	11/01/03	12,999,093	22	3.510%	5,502,502	-	1,304,093	-	LL	
Fountain Valley Auth	06/01/03	3,221,862	22	3.030%	1,463,552	-	346,862	-	LL	
Longmont, City of	06/01/03	14,998,044	21	3.110%	6,046,601	-	1,433,044	-	LL	
Lyons, Town of	06/01/03	4,915,599	22	3.030%	2,196,621	-	520,599	-	LL	
Pinewood Springs WD	07/26/04	123,200	20	3.500%	-	-	-	123,200	DL	
Swink, Town of	04/20/04	669,000	20	3.500%	-	-	-	669,000	DL	
Florence, City of	01/25/05	769,899	20	3.500%	-	-	-	769,899	DL	
Olde Stage WD	06/01/05	100,000	20	3.500%	-	-	-	100,000	DL	
La Jara, Town of	04/20/05	200,000	20	0.000%	-	-	-	200,000	DC	
Victor, City of	06/17/05	283,000	10	0.000%	-	-	-	283,000	DC	
Log Lane Village, Town of	10/14/05	1,000,000	30	1.750%	-	-	-	1,000,000	DC	
Bristol W&SD	02/08/06	200,000	30	0.000%	-	-	-	200,000	DC	
Pinewood Springs WD	04/03/06	752,425	20	3.500%	-	-	-	752,425	DL	
Pritchett, Town of	03/31/06	200,000	30	0.000%	-	-	-	200,000	DC	
Craig, City of	04/27/06	6,056,378	21	3.650%	2,263,200	-	536,378	-	LL	
Little Thompson WD	04/27/06	6,383,774	21	3.650%	2,653,055	-	628,774	-	LL	
Sedgwick, Town of	05/15/06	419,000	30	0.000%	-	-	-	419,000	DC	
Castle Pines MD	05/25/06	2,000,000	20	3.750%	-	-	-	2,000,000	DL	
Palisade, Town of	05/26/06	2,000,000	30	0.000%	1,526,000	-	474,000	-	DC	
Platte Canyon W&SD #1	06/30/06	400,000	20	3.750%	-	-	-	400,000	DL	
Bethune, Town of	07/18/06	418,000	30	0.000%	-	-	-	418,000	DC	
Ralston Valley W&SD	08/09/06	1,300,000	20	3.750%	-	-	-	1,300,000	DL	
Boone, Town of	08/15/06	514,297	30	0.000%	-	-	-	514,297	DC	
Walden, Town of	09/06/06	898,731	25	1.750%	-	-	-	898,731	DC	
Castle Pines MD	11/06/06	250,000	20	3.750%	-	-	-	250,000	DL	
Alamosa, City of	11/02/06	11,865,063	20	3.420%	4,683,808	-	1,110,063	-	LL	
Arapahoe County W&SD	11/02/06	16,049,975	15	3.310%	6,223,525	-	1,474,975	-	LL	
Cottonwood W&SD	11/02/06	9,996,005	20	3.420%	3,801,710	-	901,005	-	LL	
Palisade, Town of	11/02/06	3,976,045	21	3.470%	1,502,300	-	356,045	-	LL	
Cucharas S&WD	11/29/06	269,000	20	3.750%	-	-	-	269,000	DL	
Genoa, Town of	12/20/06	175,000	30	0.000%	-	-	-	175,000	DC	
Ordway, Town of	12/20/06	200,000	30	0.000%	-	-	-	200,000	DC	
Hillrose, Town of	05/31/07	803,296	30	0.000%	-	-	-	803,296	DC	
Stratton, Town of	12/20/07	483,000	30	1.875%	-	-	-	483,000	DC	
Ordway, Town of	12/21/07	114,300	30	0.000%	-	-	-	114,300	DC	
Las Animas, City of	03/26/08	812,000	30	0.000%	-	-	-	812,000	DC	
La Veta, Town of	04/11/08	1,134,000	30	1.875%	-	-	-	1,134,000	DC	
Hotchkiss, Town of	04/23/08	925,000	20	0.000%	-	-	-	925,000	DC	

Colorado Water Resources & Power Development Authority
DRINKING WATER REVOLVING FUND (DWRP) LOAN PROGRAM
2011 BIENNIAL REPORT - EXHIBIT A - LOAN SUMMARY REPORT
As of December 31, 2011

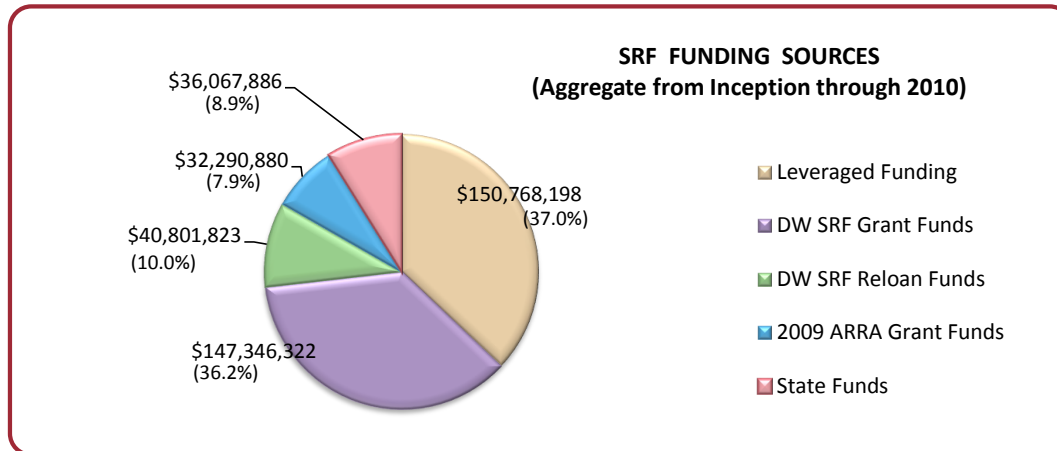
DETAIL OF LOANS FINANCED UNDER THE DWRP PROGRAM (Cont'd)										
Borrower	Loan Date	Loan Amount	Loan Term (In Years)	Effective Loan Interest Rate	DW SRF Funds Obligated to Loan (a)	2009 ARRA Funds Obligated to Loan (d)	State Match Obligated to Loan (b)	Reloan Funds Obligated to Loan (c)	Loan Type	Notes / Comments
Kim, Town of	05/30/08	118,000	30	0.000%	-	-	-	118,000	DC	
Estes Park, Town of	06/12/08	5,494,410	20	3.260%	2,761,224	-	654,411	-	LL	
Pagosa Area W&SD	06/12/08	7,158,870	20	3.400%	3,223,080	-	763,870	-	LL	
Platte Canyon W&SD #2	07/15/08	415,203	20	3.500%	-	-	-	415,203	DL	
East Alamosa W&SD	07/24/08	2,000,000	30	0.000%	-	-	-	2,000,000	DC	
Eckley, Town of	07/30/08	100,000	20	0.000%	-	-	-	100,000	DC	
Olde Stage WD	10/17/08	150,000	20	3.500%	-	-	-	150,000	DL	
Paonia, Town of	11/05/08	448,200	20	1.750%	-	-	-	448,200	DC	
Project 7 Water Auth	11/25/08	10,176,512	21	3.820%	5,512,709	-	1,306,512	-	LL	
Stratton, Town of	12/03/08	90,000	30	1.750%	-	-	-	90,000	DC	
Del Norte, Town of	12/31/08	745,642	20	0.000%	-	-	-	745,642	DC	
Rye, Town of	03/27/09	561,939	30	1.750%	-	-	-	561,939	DC	
Creede, City of	04/15/09	1,250,000	30	1.750%	-	-	-	1,250,000	DC	
Arriba, Town of	05/29/09	505,000	30	0.000%	-	-	-	505,000	DC	
Nederland, Town of	06/15/09	2,325,277	20	2.000%	-	-	-	2,325,277	DL	
Rockvale, Town of	07/08/09	295,000	30	1.000%	-	-	-	295,000	DC	
Lake Durango WA	07/15/09	2,000,000	20	2.000%	-	-	-	2,000,000	DL	
Palmer Lake, Town of	07/22/09	1,862,552	20	2.000%	-	-	-	1,862,552	DL	
Bow Mar W&SD	08/06/09	454,914	20	2.000%	-	-	-	454,914	DL	
Baca Grande W&SD	08/19/09	1,483,750	19	2.000%	-	-	-	1,483,750	DL	
Siebert, Town of	08/26/09	1,719,500	N/A	N/A	-	1,719,500	-	-	ARDC	FPF
Arabian Acres MD	08/28/09	287,440	N/A	N/A	-	287,440	-	-	ARDL	FPF
Kremmling, Town of	08/28/09	2,000,000	N/A	N/A	-	2,000,000	-	-	ARDL	FPF
Cheyenne Wells, Town of	09/02/09	1,732,517	N/A	N/A	-	1,732,517	-	-	ARDC	FPF
Hi-Land Acres W&SD	09/02/09	1,200,000	N/A	N/A	-	1,200,000	-	-	ARDL	FPF
Colorado City MD	09/02/09	1,780,000	N/A	N/A	-	1,780,000	-	-	ARDC	FPF
Kit Carson, Town of	09/03/09	392,000	N/A	N/A	-	392,000	-	-	ARDC	FPF
Norwood WC, Town of	09/03/09	540,150	N/A	N/A	-	540,150	-	-	ARDL	FPF
Rocky Ford, City of	09/04/09	945,337	N/A	N/A	-	945,337	-	-	ARDC	FPF
Blanca, Town of	09/09/09	50,000	N/A	N/A	-	50,000	-	-	ARDC	FPF
Hot Sulphur Springs, Town of	09/02/09	3,300,000	20	0.000%	-	3,300,000	-	-	ARDL	PPF
Divide MPC MD #1	09/04/09	145,930	20	0.000%	-	145,930	-	-	ARDL	
Fraser, Town of	09/17/09	652,255	N/A	N/A	-	652,255	-	-	ARDL	FPF
Brighton, City of	09/17/09	1,044,000	N/A	N/A	-	1,044,000	-	-	ARDL	FPF
Georgetown, Town of	09/22/09	3,340,000	20	0.000%	-	3,340,000	-	-	ARDL	PPF
La Junta, City of	09/24/09	1,830,000	20	0.000%	-	1,830,000	-	-	ARDL	
Manitou Springs, City of	09/28/09	1,486,026	20	0.000%	-	1,486,026	-	-	ARDC	PPF
Manitou Springs, City of	09/29/09	880,749	20	0.000%	-	880,749	-	-	ARDC	PPF
Manitou Springs, City of	09/30/09	1,486,026	20	0.000%	-	1,486,026	-	-	ARDC	PPF

Colorado Water Resources & Power Development Authority
DRINKING WATER REVOLVING FUND (DWRP) LOAN PROGRAM
2011 BIENNIAL REPORT - EXHIBIT A - LOAN SUMMARY REPORT
As of December 31, 2011

DETAIL OF LOANS FINANCED UNDER THE DWRP PROGRAM (Cont'd)										
Borrower	Loan Date	Loan Amount	Loan Term (In Years)	Effective Loan Interest Rate	DW SRF Funds Obligated to Loan (a)	2009 ARRA Funds Obligated to Loan (d)	State Match Obligated to Loan (b)	Reloan Funds Obligated to Loan (c)	Loan Type	Notes / Comments
Florence, City of	10/07/09	2,000,000	20	0.000%	-	2,000,000	-	-	ARDC	
Ridgway, Town of	10/19/09	450,000	20	0.000%	-	450,000	-	-	ARDL	
Gateway MD	12/17/09	576,575	20	0.000%	-	576,575	-	-	ARDL	
Lamar, City of	12/17/09	3,952,375	20	0.000%	-	3,952,375	-	-	ARDL	
Lamar, City of	12/17/09	1,067,625	20	2.500%	1,067,625	-	(A)	-	DL	
Ophir, Town of	12/18/09	500,000	20	0.000%	-	500,000	-	-	ARDC	
Grand Junction, City of	02/02/10	3,783,923	20	2.500%	3,783,923	-	(A)	-	DL	
Cortez, City of	02/18/10	447,119	20	2.000%	-	-	447,119	(B)	DL	
Pine Drive WD	04/29/10	241,154	20	2.000%	-	-	241,154	(B)	DL	
Colorado Springs, City of	04/29/10	8,600,000	20	2.500%	8,600,000	-	(A)	-	DL	
Crested Butte South MD	07/20/10	1,000,000	20	2.000%	-	-	1,000,000	(B)	DL	
Orchard City, Town of	07/28/10	2,000,000	N/A	N/A	2,000,000	-	(A)	-	DC	PPF
Hotchkiss, Town of	07/30/10	775,000	N/A	N/A	775,000	-	(A)	-	DC	PPF
Sawpit, Town of	08/03/10	100,000	N/A	N/A	100,000	-	(A)	-	DC	PPF
Holly, Town of	08/17/10	103,392	N/A	N/A	103,392	-	(A)	-	DC	PPF
Kit Carson, Town of	08/18/10	379,125	N/A	N/A	379,125	-	(A)	-	DC	PPF
Paonia, Town of	08/26/10	285,880	N/A	N/A	285,880	-	(A)	-	DC	PPF
Divide MPC MD #1	10/19/10	139,580	20	2.000%	-	-	139,580	(B)	DL	
BMR MD	10/22/10	1,034,840	20	2.000%	-	-	1,034,840	(B)	DL	
Tree Haus MD	11/03/10	1,080,000	20	2.000%	-	-	1,080,000	(B)	DL	
Teller County W&SD	11/10/10	1,718,000	20	2.000%	-	-	1,718,000	(B)	DL	
Swink, Town of	11/10/10	633,000	30	1.000%	633,000	-	(A)	-	DC	PPF
Two Buttes, Town of	11/19/10	1,291,500	N/A	N/A	1,291,500	-	(A)	-	DC	PPF
Rocky Ford, City of	12/13/10	2,000,000	N/A	N/A	2,000,000	-	(A)	-	DC	PPF
Manassa, Town of	01/31/11	492,900	30	0.000%	-	-	492,900	(B)	DC	
Sterling, City of	03/30/11	28,558,845	21	2.500%	15,881,203	-	3,763,845	-	LL	
Alma, Town of	04/27/11	616,385	20	2.000%	-	-	420,311	196,075	DL	
Georgetown, Town of	05/19/11	900,000	20	2.000%	-	-	81,096	818,904	DL	
Mountain W&SD	07/13/11	1,000,000	20	0.000%	-	-	-	1,000,000	DC	
El Rancho Florida MD	07/25/11	1,400,000	20	2.000%	-	-	-	1,400,000	DL	
Rico, Town of	08/10/11	1,600,000	N/A	N/A	1,600,000	-	(A)	-	DC	PPF
Mesa W&SD	08/12/11	200,000	30	1.086%	-	-	-	200,000	DC	
Grover, Town of	08/19/11	518,000	N/A	N/A	518,000	-	(A)	-	DC	PPF
La Jara, Town of	09/09/11	729,000	N/A	N/A	729,000	-	(A)	-	DC	PPF
Monte Vista, City of	10/12/11	400,000	30	0.000%	-	-	369,400	30,600	DC	
Blanca, Town of	10/14/11	488,050	30	0.000%	488,050	-	(A)	-	DC	PPF
Nunn, Town of	12/09/11	2,424,000	30	1.000%	2,424,000	-	(A)	-	DC	PPF
Salida, City of	12/21/11	545,000	20	0.000%	-	-	-	545,000	DL	
TOTALS		\$407,275,109			\$147,346,322	\$ 32,290,880	\$ 36,067,886	\$ 40,801,823		

Colorado Water Resources & Power Development Authority
 DRINKING WATER REVOLVING FUND (DWRWF) LOAN PROGRAM
 2011 BIENNIAL REPORT - EXHIBIT A - LOAN SUMMARY REPORT
 As of December 31, 2011

SUMMARY OF DW SRF LOANS MADE BY TYPE OF LOAN						
Loan Type	No. of Loans Financed	Financing Assistance-Loans	Total DW SRF Funds Obligated (a)	Total 2009 ARRA Funds Obligated (d)	Total State Funds Obligated (b)	Total Reloan Funds Obligated (c)
Base Program:						
Disadvantage Communities Direct Loan	46	\$ 32,313,252	\$ 14,852,947	\$ -	\$ 1,336,300	\$ 16,124,005
Direct Loan	50	50,097,136	17,926,574	-	7,492,745	24,677,817
Leveraged Loans	35	292,573,841	114,566,801	-	27,238,841	-
American Recovery & Reinvestment Act:						
Disadvantage Communities Direct Loan	7	8,619,354	-	8,619,354	-	-
Direct Loan	17	23,671,526	-	23,671,526	-	-
Total Loans for SRF Program	155	\$407,275,109	\$147,346,322	\$ 32,290,880	\$ 36,067,886	\$ 40,801,823
Non-SRF State Direct Loans	17	5,818,581			5,818,581	



Colorado Water Resources & Power Development Authority
 DRINKING WATER REVOLVING FUND (DWRF) LOAN PROGRAM
 2011 BIENNIAL REPORT - EXHIBIT A - LOAN SUMMARY REPORT
 As of December 31, 2011

STATE DIRECT LOAN PROGRAM				
Borrower	Loan	Loan Date	Loan Term	Loan Rate
Idledale W&SD	\$250,000	07/10/95	20 YEARS	4.500%
Fairplay #1, Town of	250,000	08/01/95	20 YEARS	4.500%
Minturn, Town of	300,000	08/11/95	20 YEARS	4.500%
Empire, Town of	331,432	08/24/95	20 YEARS	4.500%
Elizabeth, Town of	500,000	10/01/95	20 YEARS	4.500%
Lake Creek MD	500,000	01/12/96	20 YEARS	4.500%
Fraser, Town of	200,000	04/15/96	5 YEARS	4.500%
Baca Grande, W&SD	500,000	02/01/96	10 YEARS	4.500%
Firestone, Town of	95,000	06/13/96	10 YEARS	4.500%
Nunn, Town of	330,260	08/12/96	20 YEARS	4.500%
Lochbuie, Town of	351,889	08/28/96	20 YEARS	4.500%
Lyons, Town of	500,000	08/19/96	21 YEARS	4.500%
Bayfield, Town of	350,000	11/15/96	20 YEARS	4.500%
Fairplay #2, Town of	200,000	07/30/97	20 YEARS	4.500%
Idaho Springs, Town of	500,000	10/15/97	20 YEARS	4.500%
Westlake W&SD	250,000	08/19/97	20 YEARS	4.500%
Redstone W&SD	410,000	12/01/97	20 YEARS	4.500%
TOTAL STATE DIRECT LOANS FUNDED	\$5,818,581			
NUMBER OF NON-SRF DIRECT LOANS FUNDED:	17			

Explanation of DW SRF Loan Funding and/or Subsidization

- (a) DW SRF Funds = Drinking Water State Revolving Fund - Received from EPA Capitalization Grant Awards
- (b) State Match Funds = (Required 20% match for Each Dollar Received From EPA Grants from State Funds) - Provided Mainly from Authority Funds. Also see Note (B)
- (c) Reloan Monies = Recycled DW SRF funds - No State Match Required
- (d) ARRA = 2009 American Recovery and Reinvestment Act funds - received from USEPA capitalization grant award; no state match required

Type of Loan:

- LL = Leveraged Loan - Funded from bond proceeds
- DL = Direct Loan - Funded from available sources: (1) Authority state funds, (2) Grant Funds or (3) Drinking Water SRF Reloan funds.
- DC = Disadvantage Community Loans
- ARDL = American Recovery and Reinvestment Act (ARRA) Direct Loans = Funded in full from ARRA funds; no state match required.
- ARDC = American Recovery and Reinvestment Act (ARRA) Disadvantaged Community Direct Loans = Funded in full from ARRA funds; no state match required.

Borrower Abbreviations Clarification:

- MD= Metropolitan District
- S&WD = Sanitation & Water District
- W&SD = Water and Sanitation District
- WA = Water Authority
- WC = Water Commission
- WD = Water District
- WW = Water Works

Notes / Comments:

- (A) Loan funded entirely with Federal grant funds. State match deposited directly to Drinking Water SRF Reloan Account at execution of loan.
- (B) Loan funded entirely with State Match (from state match deposited directly to Drinking Water SRF Reloan Account when 100% grant funded loan is executed. -see comment A)
- FPF = Loan received full principal forgiveness when executed.
- PPF = Loan received partial principal forgiveness when executed.

Exhibit B

DWRF Planning and Design Grants

COLORADO DWRF BIENNIAL REPORT

EXHIBIT B DWRF PLANNING/DESIGN GRANT FUNDS FROM 2001 THROUGH 2011

(\$10,000 EACH)

Recipients of 2001 Funds	Received Application	Criteria Met	Agreement Date	Project Number	Expiration / Completion Date
1) La Junta, City of	4/12/2001	Both	4/18/2001	WQC01000040	10/3/2001
2) Aspen Springs MD	5/14/2001	Rate	6/18/2001	WQC02000018	6/30/2002
3) Cedaredge, Town of	5/25/2001	Income	6/15/2001	WQC02000006	12/2/2003
4) Pinewood Springs WD	11/28/2001	Rate	12/11/2001	WQC02000029	6/30/2003
5) Oak Creek, Town of	10/31/2001	Income	11/6/2001	WQC02000026	12/30/2003
Recipients of 2002 Authority Funds					
1) Grand County	4/30/2002	Rate	5/9/2002	WQC02000044	6/30/2003
2) Parkville WD	6/28/2002	Income	7/22/2002	WQC03000014	12/31/2003
3) Ouray , City of	12/19/2002	Income	Pending	030051	1/31/2004
4) Nucla, Town of	2/24/2003	Income/Rate	Pending	020027	3/31/2004
5) Naturita, Town of	2/24/2003	Income	Pending	020026	3/31/2004
6) Florence, City of	6/6/2003	Income/Rate	5/1/2003	960033	12/31/2003
7) Olde Stage WD	6/25/2003	Rate	Pending	960084	6/30/2004
8) Pinewood Springs WD	7/11/2003	Rate	Pending	960093	3/1/2004
9) East Alamosa WSD	6/27/2003	Income	9/1/2003	000007	12/31/2004
Recipients of 2003 Authority Funds					
1) Sedgwick, Town of	8/7/2003	Income	8/15/03?	8/2/2009	7/31/2004
2) Victor, City of	09/23/03	Income	10/01/03	010037	12/31/2004
3) Georgetown, Town of	10/17/2003	Income	11/1/2003	030026	12/31/2004
4) Haswell, Town of *	10/29/2003	Income	11/15/2003	010016	12/31/2004
5) Swink, Town of	11/4/2003	Income	12/10/2003	030065	12/31/2004
6) Mountain WSD*	11/12/2003	Rate	12/10/2003	040015D	12/31/2004
7) Forest View Acres WD	2/10/2003	Rate	12/15/2003	030022	6/30/2005
Recipients of 2004 Authority Funds					
1) Walden, Town of	1/16/2004	Income	2/29/2004	960115D	12/31/2004
2) Evans, City of	3/3/2004	Income	3/10/2004	960199D	12/31/2005
3) Lookout Mt.WD	4/28/2004	Rate	4/20/2004	990030D	12/31/2005
4) Larkspur	4/13/2004	Income	12/28/2004	960061D	12/31/2005
5) Platteville	4/14/2004	Rate/Income	6/1/2004	9600094D	8/30/2005
6) Sedalia WSD	6/17/2004	Income	7/1/2004	960105D	7/1/2005
7) Hillrose, Town of	8/4/2004	Income	8/1/2004	040033D	7/31/2005
8) La Jara, Town of	11/30/2004	Income	11/15/2004	040011D	12/31/2005
9) Eckley, Town of	12/7/2004	Income	12/30/2004	050021D	6/30/2006
10) Bristol, WSD	12/22/2004	Income	12/30/2004	05120006D	6/30/2006

*GRANTS CANCELLED (NOT READY TO PROCEED)

COLORADO DWRf BIENNIAL REPORT

EXHIBIT B DWRf PLANNING/DESIGN GRANT FUNDS FROM 2001 THROUGH 2011

(\$10,000 EACH)

Recipients of 2005 Authority Funds	Received Application	Criteria Met	Agreement Date	Project Number	Expiration / Completion Date
1) Pritchett, Town of	12/23/2004	Rate/Income	1/7/2005	050041D	6/30/2006
2) Hotchkiss, Town of	1/6/2005	Income	1/31/2005	010017D	6/30/2006
3) Hudson, Town of*	2/1/2005	Income	2/11/2005	020023D	8/30/2006
4) Alamosa, City of	2/10/2005	Income	2/15/2005	000001D	8/31/2006
5) DeBeque, Town of	5/16/2005	Income	6/1/2005	040005D	11/30/2006
6) Rifle, City of	6/28/2005	Income	7/15/2005	020007D	1/15/2007
7) Bethune, Town of	7/18/2005	Income	8/1/2005	050004D	1/30/2007
8) Boone, Town of	8/4/2005	Rate/Income	8/15/2005	050005D	2/15/2007
9) Palisade, Town of	8/16/2005	Income	9/1/2005	040022D	2/28/2007
10) Mountain WSD*	10/13/2005	Rate	10/17/2005	040015D	4/17/2007
Recipients of 2006 Authority Funds					
1) Cuchara WSD	11/9/2005	Rate/Income	8/1/2006	060002D	1/1/2008
2) Ordway, Town of	11/21/2005	Rate/Income	2/1/2006	030045D	7/31/2007
3) Hayden, Town of	12/8/2005	Income	2/1/2006	960137D-1	8/1/2007
4) Ralston Valley WD	1/27/2006	Rate	2/1/2006	060012D	8/1/2007
5) Kit Carson, Town of	10/18/2006	Income	11/1/2006	960056D	5/1/2008
6) Genoa, Town of	3/27/2006	Income	4/1/2006	960161D	10/1/2007
7) Bennett, Town of	4/13/2006	Income	5/1/2006	960007D	11/1/2007
8) Stratton, Town of	10/12/2006	Rate/Income	11/1/2006	050048D	5/1/2008
9) Wiggins, Town of	11/22/2005	Income	11/1/2006	050056D	5/1/2008
10) Alamosa, City of	2/10/2005	Income	12/15/2006	000001D	6/14/2008
Recipients of 2007 Authority Funds					
1) Las Animas, City of	3/1/2007	Rate/Income	3/15/2007	050032D	9/14/2008
2) Arriba, Town of	3/6/2007	Income	3/1/2007	030002D	8/31/2008
3) Williamsburg, Town of	3/14/2007	Rate/Income	4/1/2007	020015D	9/30/2008
4) La Veta, Town of	3/6/2007	Income	3/1/2007	020024D	8/31/2008
5) Kim, Town of	3/6/2007	Rate/Income	3/1/2007	030033D	8/31/2008
6) Florissant WSD	3/9/2007	Rate	5/1/2007	030021D	10/30/2008
7) Turkey Cannon WD	3/23/2007	Rate	4/1/2007	050050D	9/30/2008
8) Nederland, Town of	7/30/2007	Rate	8/1/2007	060027D	1/31/2009
9) Naturita, Town of	5/14/2007	Income	6/1/2007	070011D	11/30/2008
10) Estes Park, Town of	12/7/2007	Income	12/15/2007	990019D	6/15/2009

*GRANTS CANCELLED (NOT READY TO PROCEED)

COLORADO DWRf BIENNIAL REPORT

EXHIBIT B DWRf PLANNING/DESIGN GRANT FUNDS FROM 2001 THROUGH 2011

(\$10,000 EACH)

Recipients of 2008 Authority Funds	Received Application	Criteria Met	Agreement Date	Project Number	Expiration / Completion Date
1) Costilla County for San Luis WSD	1/8/2008	Income	1/15/2008	030059D	7/14/2009
2) Seibert, Town of	1/11/2008	Income	2/1/2008	000017D	7/31/2009
3) Paonia, Town of	2/11/2008	Income	2/29/2008	000015D	8/31/2009
4) Teller County WSD #1	3/6/2008	Rate	4/1/2008	040030D	9/30/2009
5) Red Rock Valley Estates	4/14/2008	Income	5/1/2008	040024D	10/31/2009
6) Rye, Town of	5/15/2008	Income	6/1/2008	960120D	11/30/2009
7) Cedaredge, Town of	5/15/2008	Rate/Income	6/1/2008	000004D	11/30/2009
8) Idaho Springs, City of	8/8/2008	Rate/Income	8/15/2008	010018D	2/14/2010
9) Hot Sulphur Springs	8/11/2008	Rate/Income	8/15/2008	960047D	2/14/2010
10) Pagosa Area WSD	10/3/2008	Income	10/15/2008	960087D	4/14/2010
Recipients of 2009 Authority Funds					
1) Lamar, City of	12/2/2008	Rate/Income	1/1/2009	050031D	6/30/2010
2) Rockvale, Town of	12/2/2008	Rate/Income	1/2/2009	090003D	7/1/2010
3) Turkey Cannon Water District	12/22/2008	Rate	1/1/2009	050050D	6/30/2010
4) La Plata Archuleta Water District	12/23/2008	Rate/Income	1/1/2009	090013D	6/30/2010
5) Baca Grande Water & San Dist	12/22/2008	Rate/Income	1/1/2009	960005D	6/30/2010
6) Ophir, Town of	1/13/2009	Rate	1/15/2009	030044D	7/15/2010
7) Lake Durango WA	1/21/2009	Rate	2/1/2009	090024D	7/30/2010
8) Wray, City of	1/26/2009	Income	2/1/2009	050058D	7/30/2010
9) Two Buttes, Town of	1/29/2009	Income	2/15/2009	040031D	8/15/2010
10) Palmer Lake, Town of	2/20/2009	Rate	3/1/2009	010028D	9/1/2010
Recipients of 2010 Authority Funds					
1) Vona, Town of	11/10/2009	Income	1/1/2010	060023D	6/30/2011
2) Walsenburg, City of	12/4/2009	Income	1/1/2010	050053D	6/30/2011
3) Manitou Springs, City of	12/9/2009	Income	1/1/2010	050034D	6/30/2011
4) Pine Drive WSD	12/11/2009	Rate	1/1/2010	990035D	6/30/2011
5) Elbert WSD	12/14/2009	Income	1/1/2010	100036D	6/30/2011
6) La Jara, Town of	1/25/2010	Income	2/15/2010	040011D & 100063D	8/14/2011
7) Oak Creek, Town of	12/16/2009	Rate/Income	1/15/2010	960082D	7/15/2011
8) Manassa, Town of	1/6/2010	Income	1/15/2010	100071D	7/15/2011
9) Divide MPC	1/14/2010	Rate	1/1/2010	050019D	6/30/2011
10) Granby, Town of	1/12/2010	Income	1/15/2010	090090D	7/15/2011
11) Arabian Acres MD	1/14/2010	Rate	1/1/2010	070006D	6/30/2011
12) Vilas, Town of	1/14/2010	Income	2/1/2010	090036D	7/31/2011
13) Grover, Town of	1/15/2010	Income	2/1/2010	070013D	7/31/2011
14) Cascade MD #1	1/14/2010	Rate	2/1/2010	100020D	7/31/2011
15) Bone Mesa Water District	3/26/2010	Rate/Income	4/1/2010	100005D	9/30/2011

COLORADO DWRF BIENNIAL REPORT

EXHIBIT B DWRF PLANNING/DESIGN GRANT FUNDS FROM 2001 THROUGH 2011

(\$10,000 EACH)

Recipients of 2011 Authority Funds	Received Application	Criteria Met	Agreement Date	Project Number	Expiration / Completion Date
1) Strasburg Sanitation and Water District	10/22/2010	Rate	1/1/2011	090127D	6/30/2012
2) Cheyenne Wells, Town of	10/22/2010	Income	1/1/2011	100001D	6/30/2012
3) Salida, City of	12/6/2010	Income	1/1/2011	990039D	6/30/2012
4) Granby, Town of (Moraine Park)	10/28/2010	Income	1/1/2011	090045D	6/30/2012
5) Silt, Town of	12/10/2010	Income	1/1/2011	020008D	6/30/2012
6) Rifle, City of	12/8/2010	Income	1/1/2011	020007D	6/30/2012
7) Jamestown, Town of	12/27/2010	Rate	1/1/2011	960051D	6/30/2012
8) Cheraw, Town of	12/9/2010	Income	1/1/2011	100095D	6/30/2012
9) Crested Butte, Town of	12/10/2010	Income	1/1/2011	080009D	6/30/2012
10) Log Lane Village, Town of	12/10/2010	Income/Rate	1/1/2011	030040D	6/30/2012
11) Edgemont Ranch MD	12/10/2010	Income/Rate	1/1/2011	100027D	6/30/2012
12) Nunn, Town of	12/10/2010	Income/Rate	1/1/2011	100013D	6/30/2012
13) Ridgway, Town of	12/27/2010	Income	1/1/2011	090031D	6/30/2012
14) Winter Park WSD	12/30/10	Income	1/15/2011	020030D	7/15/2012
15) Genoa, Town of	10/27/2011	Income	11/1/2011	080018D	4/30/2013
16) Oak Creek, Town of	12/21/2010	Income	6/1/2011	960082D	12/31/2012
17) Fowler, Town of	12/13/2010	Income	6/1/2011	960038D	12/31/2012
18) Cascade WSD #1	5/11/2011	Rate	6/1/2011	100020D	12/31/2012
19) Merino, Town of	5/19/2011	Income/Rate	6/1/2011	090033D	12/31/2012
20) Cedaredge, Town of	1/3/2011	Income	6/1/2011	000004D	12/31/2012
21) Walden, Town of	6/14/2011	Income	8/1/2011	960115D	1/31/2013
22) Conifer Metropolitan District	8/2/2011	Rate	8/15/2011	100034D	2/14/2013
23) Lake Creek Metropolitan Water District	8/11/2011	Rate	8/15/2011	090111D	2/14/2013
24) Jefferson County (Park Water Company)	8/9/2011	Rate	9/1/2011	030030D	2/28/2013
25) Forest View Acres Water District	8/12/2011	Rate	9/1/2011	030022D	2/28/2013

Exhibit C

Binding Commitments

Colorado Water Resources & Power Development Authority
DRINKING WATER REVOLVING FUND (DWRF)
2011 BIENNIAL REPORT - EXHIBIT C - BINDING COMMITMENTS
As of December 31, 2011

Federal Quarter Ending	FED. YEAR	FED. QTR.	Base Program Grant Award FS998632 -	2009 ARRA* Grant Award 2F-978814 -	Total Deposits to LOC (Loan Program Only)	State Funds to Match Grant Funds	Cumulative Federal Funds Deposits Plus State Match	Notes	Executed Loans	Cumulative Binding Commitments	Binding Commitments Percentage (a)
Cumulative Balance as of 12/31/2003			1997 - 2002		\$65,198,421	\$15,463,133		(b)	\$199,056,252		
03/31/04	FY04	2					\$80,661,554			\$199,056,252	246.7796%
06/30/04	FY04	3	03-1		2,911,004	1,315,267	84,887,825	(c)	669,000	199,725,252	247.6090%
09/30/04	FY04	4	04-0		10,352,084	2,747,540	97,987,449		123,200	199,848,452	247.7617%
12/31/04	FY05	1					97,987,449			199,848,452	247.7617%
03/31/05	FY05	2					97,987,449		769,899	200,618,352	248.7162%
06/30/05	FY05	3	05-0		5,090,810	1,370,860	104,449,119		583,000	201,201,352	237.0203%
09/30/05	FY05	4	05-0		5,090,810	1,370,860	110,910,789			201,201,352	205.3338%
12/31/05	FY06	1					110,910,789		1,000,000	202,201,352	206.3543%
03/31/06	FY06	2					110,910,789		400,000	202,601,352	206.7626%
06/30/06	FY06	3	06-1		5,167,563	2,899,460	118,977,812		18,011,577	220,612,929	211.2157%
09/30/06	FY06	4	06-1		5,167,563		124,145,375		3,131,028	223,743,957	201.7333%
12/31/06	FY07	1					124,145,375		42,781,088	266,525,045	240.3058%
03/31/07	FY07	2					124,145,375			266,525,045	240.3058%
06/30/07	FY07	3					124,145,375		803,296	267,328,341	224.6876%
09/30/07	FY07	4					124,145,375			267,328,341	215.3349%
12/31/07	FY08	1					124,145,375		597,300	267,925,641	215.8160%
03/31/08	FY08	2					124,145,375		812,000	268,737,641	216.4701%
06/30/08	FY08	3	07-0		10,002,930	2,899,400	137,047,705		14,830,280	283,567,921	228.4160%
09/30/08	FY08	4					137,047,705		2,515,203	286,083,124	230.4420%
12/31/08	FY09	1					137,047,705		11,610,354	297,693,479	239.7943%
03/31/09	FY09	2					137,047,705		561,939	298,255,418	240.2469%
06/30/09	FY09	3	08-0, 09-1		20,090,000	5,740,000	162,877,705		4,080,277	302,335,694	220.6062%
09/30/09	FY09	4		01-2	32,290,880	0	195,168,585		30,908,146	333,243,840	243.1590%
12/31/09	FY10	1					195,168,585		8,546,575	341,790,415	249.3952%
03/31/10	FY10	2					195,168,585		4,231,042	346,021,458	252.4825%
06/30/10	FY10	3	10-0		4,152,765	1,203,700	200,525,050		8,841,154	354,862,612	217.8706%
09/30/10	FY10	4	10-0		4,152,765	1,203,700	205,881,515		4,643,397	359,506,009	184.2028%
12/31/10	FY11	1	10-0		4,152,765	1,203,700	211,237,980		7,896,920	367,402,929	188.2490%
03/31/11	FY11	2	10-0		4,152,765	1,203,700	216,594,445		29,051,745	396,454,674	203.1345%
06/30/11	FY11	3					216,594,445		1,516,385	397,971,059	198.4645%
09/30/11	FY11	4					216,594,445		5,447,000	403,418,059	195.9467%
12/31/11	FY12	1					216,594,445		3,857,050	407,275,109	192.8039%
TOTALS					\$177,973,125	\$38,621,320			\$407,275,109		

* American Recovery and Reinvestment Act

(a) The required minimum percentage for binding commitments is 120%. (Calculated by dividing cumulative loan obligations and grant administration (binding commitments) by cumulative payments to the LOC one year earlier.) This percentage reflects not only new loan funding and grant awards, but any adjustments made during the current year to existing loans and grants (amendments).

(b) To reduce the size of this report, the 1997 through 2002 grant details and fiscal years prior to 2004 have been combined in the cumulative balances - . Details of these years are available upon request.

(c) 2003 DW SRF Grant Award (originally \$13,243,000) net of the \$6.7 million in loan funds transferred to the WPCRF program.

Exhibit D

EPA Capital Contributions Summaries

Colorado Water Resources & Power Development Authority
 DRINKING WATER REVOLVING FUND (DWRF)
 2011 BIENNIAL REPORT - EXHIBIT D - EPA CAPITAL CONTRIBUTION SUMMARY
 As of December 31, 2011

DW SRF FEDERAL FUNDS AWARD SUMMARY										
EPA CAPITALIZATION GRANTS	1997 - 2004 CONSOLIDATE D	2005 GRANT	2006 GRANT	2007 GRANT	2008 GRANT	2009 GRANT	2009 ARRA GRANT	2010 GRANT	2011 GRANT	TOTAL GRANTS
GRANT ID NUMBER		FS99883205-00	FS99883206-01	FS99883207-01	FS99883208-00	FS99883209-01	2F-97881401-1	FS99883210-00	FS99883211-00	
TOTAL GRANT AWARD	97,629,700.00	13,708,600.00	14,497,300.00	14,497,000.00	14,350,000.00	14,350,000.00	34,352,000.00	24,074,000.00	16,439,000.00	243,897,600.00
		April 27, 2005	February 14, 2006	August 9, 2007	May 8, 2008	June 25, 2009	July 13, 2009	June 2, 2010	June 15, 2011	
ALLOCATED TO SET ASIDES:	19,168,191.00	3,526,980.00	4,162,174.00	4,494,070.00	4,448,500.00	4,161,500.00	2,061,120.00	7,462,940.00	5,383,090.00	54,868,565.00
ALLOCATED TO DW SRF LOAN PROGRAM	78,461,509.00	10,181,620.00	10,335,126.00	10,002,930.00	9,901,500.00	10,188,500.00	32,290,880.00	16,611,060.00	11,055,910.00	189,029,035.00

SUMMARY	1997 - 2004	2005	2006	2007	2008	2009	2009 ARRA	2010	2011	TOTAL
REMAINING UNLIQUIDATED OBLIGATIONS	0.00	0.00	0.00	510,159.75	1,311,287.86	8,357,861.49	989,366.03	21,695,666.29	16,439,000.00	49,303,341.42
UNOBLIGATED GRANT FUNDS	0.00	0.00	0.00	0.00	0.00	0.00	0.00	0.00	9,391,832.56	9,391,832.56
TOTAL DRAWS FOR REPORT YEAR	0.00	223,922.35	703,127.89	870,171.83	6,009,573.57	3,935,497.63	3,638,876.84	2,378,333.71	0.00	17,759,503.82
PERCENTAGE OF TOTAL GRANT FUNDS EXPENDED THROUGH REPORT DATE										79.79%

GRANT FUNDS DRAWN FOR SETASIDES											
SETASIDE / ACTIVITY	CONSOLIDATE D	2005 GRANT	2006 GRANT	2007 GRANT	2008 GRANT	2009 GRANT	2009 ARRA GRANT	2010 GRANT	2011 GRANT	TOTAL	
GRANT ADMINISTRATION (DD)	AWARDED	\$3,905,188.00	\$548,344.00	\$579,892.00	\$579,880.00	\$574,000.00	\$574,000.00	\$1,374,080.00	\$962,960.00	\$657,560.00	\$9,755,904.00
	USED	(3,905,188.00)	(548,344.00)	(579,892.00)	(69,720.25)	0.00	0.00	(1,374,080.00)	0.00	0.00	(6,477,224.25)
	REMAINING	0.00	0.00	0.00	510,159.75	574,000.00	574,000.00	0.00	962,960.00	657,560.00	3,278,679.75
SMALL SYSTEM TECHNICAL ASSIST. (DE)	AWARDED	1,671,062.00	274,172.00	289,946.00	289,940.00	287,000.00	0.00	687,040.00	481,480.00	615,780.00	4,596,420.00
	USED	(1,671,062.00)	(274,172.00)	(289,946.00)	(289,940.00)	(40,742.27)	0.00	(599,472.53)	0.00	0.00	(3,165,334.80)
	REMAINING	0.00	0.00	0.00	0.00	246,257.73	0.00	87,567.47	481,480.00	615,780.00	1,431,085.20
STATE PROGRAM MANAGEMENT - PWSS (DF)	AWARDED	3,157,094.00	961,104.00	1,449,730.00	1,449,700.00	1,435,000.00	1,435,000.00	0.00	2,407,400.00	1,643,900.00	13,938,928.00
	USED	(3,157,094.00)	(961,104.00)	(1,449,730.00)	(1,449,700.00)	(1,435,000.00)	(1,435,000.00)	0.00	(1,402,241.89)	0.00	(11,289,869.89)
	REMAINING	0.00	0.00	0.00	0.00	0.00	0.00	0.00	1,005,158.11	1,643,900.00	2,649,058.11
CAPACITY DEVELOPMENT (a) (DG)	AWARDED	5,142,115.00	1,370,860.00	1,445,106.00	1,449,700.00	1,435,000.00	1,435,000.00	0.00	2,407,400.00	1,643,900.00	16,329,081.00
	USED	(5,142,115.00)	(1,370,860.00)	(1,445,106.00)	(1,449,700.00)	(1,435,000.00)	(1,435,000.00)	0.00	(976,091.82)	0.00	(13,253,872.82)
	REMAINING	0.00	0.00	0.00	0.00	0.00	0.00	0.00	1,431,308.18	1,643,900.00	3,075,208.18
WELLHEAD PROTECTION (a) (DG)	AWARDED	3,482,667.00	372,500.00	397,500.00	724,850.00	717,500.00	717,500.00	0.00	1,203,700.00	821,950.00	8,438,167.00
	USED	(3,482,667.00)	(372,500.00)	(397,500.00)	(724,850.00)	(226,469.87)	0.00	0.00	0.00	0.00	(5,203,986.87)
	REMAINING	0.00	0.00	0.00	0.00	491,030.13	717,500.00	0.00	1,203,700.00	821,950.00	3,234,180.13
SOURCE WATER PROTECTION (a) (DG)	AWARDED	1,660,065.00	0.00	0.00	0.00	0.00	0.00	0.00	0.00	0.00	1,660,065.00
	USED	(1,660,065.00)	0.00	0.00	0.00	0.00	0.00	0.00	0.00	0.00	(1,660,065.00)
	REMAINING	0.00	0.00	0.00	0.00	0.00	0.00	0.00	0.00	0.00	0.00
IN-KIND SERVICES AWARDED		150,000.00									150,000.00
IN-KIND SERVICES USED		(150,000.00)									(150,000.00)
TOTAL ALLOCATIONS TO SET ASIDES		19,168,191.00	3,526,980.00	4,162,174.00	4,494,070.00	4,448,500.00	4,161,500.00	2,061,120.00	7,462,940.00	5,383,090.00	54,868,565.00
TOTAL DRAWS FOR SETASIDES		(19,168,191.00)	(3,526,980.00)	(4,162,174.00)	(3,983,910.25)	(3,137,212.14)	(2,870,000.00)	(1,973,552.53)	(2,378,333.71)	0.00	(41,200,353.63)
TOTAL REMAINING SET ASIDES		\$0.00	\$0.00	\$0.00	\$510,159.75	\$1,311,287.86	\$1,291,500.00	\$87,567.47	\$5,084,606.29	\$5,383,090.00	\$13,668,211.37

(a) Local Assistance Activities (1452k)

Colorado Water Resources & Power Development Authority
 DRINKING WATER REVOLVING FUND (DWRF)
 2011 BIENNIAL REPORT - EXHIBIT D - EPA CAPITAL CONTRIBUTION SUMMARY
 As of December 31, 2011

DW SRF FEDERAL FUNDS AWARD SUMMARY										
EPA CAPITALIZATION GRANTS	1997 - 2004 CONSOLIDATE D	2005 GRANT	2006 GRANT	2007 GRANT	2008 GRANT	2009 GRANT	2009 ARRA GRANT	2010 GRANT	2011 GRANT	TOTAL GRANTS
GRANT ID NUMBER		FS99883205-00	FS99883206-01	FS99883207-01	FS99883208-00	FS99883209-01	2F-97881401-1	FS99883210-00	FS99883211-00	
TOTAL GRANT AWARD	97,629,700.00	13,708,600.00	14,497,300.00	14,497,000.00	14,350,000.00	14,350,000.00	34,352,000.00	24,074,000.00	16,439,000.00	243,897,600.00
		April 27, 2005	February 14, 2006	August 9, 2007	May 8, 2008	June 25, 2009	July 13, 2009	June 2, 2010	June 15, 2011	
ALLOCATED TO SET ASIDES:	19,168,191.00	3,526,980.00	4,162,174.00	4,494,070.00	4,448,500.00	4,161,500.00	2,061,120.00	7,462,940.00	5,383,090.00	54,868,565.00
ALLOCATED TO DW SRF LOAN PROGRAM	78,461,509.00	10,181,620.00	10,335,126.00	10,002,930.00	9,901,500.00	10,188,500.00	32,290,880.00	16,611,060.00	11,055,910.00	189,029,035.00

GRANT FUNDS DRAWN FOR ACTIVE PROJECT LOANS											OBLIGATED FUNDS SUMMARY		
BORROWER / PROJECT	LOAN #/ CODE	1997 - 2004 CONSOLIDATE D	2005 GRANT	2006 GRANT	2007 GRANT	2008 GRANT	2009 GRANT	2009 ARRA GRANT	2010 GRANT	2011 GRANT	DRAWN (LIQUIDATED)	Total Obligated Federal Funds for Loans	Remaining Unliquidated Obligations
Alamosa, City of	Base Program	(\$1,937,747.44)	(\$2,029,945.96)	\$0.00	(\$445,445.06)	(\$145,225.09)	\$0.00		\$0.00	\$0.00	(4,558,363.55)	4,683,808.00	125,444.45
Arapahoe County W&SD	Base Program	0.00	(1,965,466.50)	(3,887,399.84)	(228,640.64)	(142,018.02)	0.00		0.00	0.00	(6,223,525.00)	6,223,525.00	0.00
Blanca, Town of	Base Program	0.00	0.00	0.00	0.00	0.00	(53,137.40)		0.00	0.00	(53,137.40)	488,050.00	434,912.60
Colorado Springs Utility, City of	Base Program	0.00	0.00	0.00	(4,964,368.06)	(1,268,762.09)	(81,244.59)		0.00	0.00	(6,314,374.74)	8,600,000.00	2,285,625.26
Grand Junction, City of	Base Program	0.00	0.00	0.00	(1,180,587.78)	(2,603,335.65)	0.00		0.00	0.00	(3,783,923.43)	3,783,923.43	0.00
Grover, Town of	Base Program	0.00	0.00	0.00	0.00	0.00	0.00		0.00	0.00	0.00	518,000.00	518,000.00
Holly, Town of	Base Program	0.00	0.00	0.00	(19,259.50)	(84,132.50)	0.00		0.00	0.00	(103,392.00)	103,392.00	0.00
Hotchkiss, Town of	Base Program	0.00	0.00	0.00	0.00	0.00	(198,895.34)		0.00	0.00	(198,895.34)	775,000.00	576,104.66
Kit Carson, Town of	Base Program	0.00	0.00	0.00	(369,125.00)	(10,000.00)	0.00		0.00	0.00	(379,125.00)	379,125.00	0.00
La Jara, Town of	Base Program	0.00	0.00	0.00	0.00	0.00	0.00		0.00	0.00	0.00	729,000.00	729,000.00
Lamar, City of	Base Program	0.00	0.00	0.00	0.00	0.00	0.00		0.00	0.00	0.00	1,067,625.00	1,067,625.00
Nunn, Town of	Base Program	0.00	0.00	0.00	0.00	0.00	0.00		0.00	0.00	0.00	2,424,000.00	2,424,000.00
Orchard City, Town of	Base Program	0.00	0.00	0.00	0.00	(1,770,346.23)	0.00		0.00	0.00	(1,770,346.23)	2,000,000.00	229,653.77
Pagosa Area W&SD	Base Program	0.00	(379,521.72)	(99,894.64)	(970,087.09)	(1,647,287.34)	(126,289.21)		0.00	0.00	(3,223,080.00)	3,223,080.00	0.00
Paonia, Town of	Base Program	0.00	0.00	0.00	0.00	(285,880.00)	0.00		0.00	0.00	(285,880.00)	285,880.00	0.00
Rico, Town of	Base Program	0.00	0.00	0.00	0.00	0.00	0.00		0.00	0.00	0.00	1,600,000.00	1,600,000.00
Rocky Ford, City of	Base Program	0.00	0.00	0.00	0.00	(170,724.34)	(433,239.78)		0.00	0.00	(603,964.12)	2,000,000.00	1,396,035.88
Sawpit, Town of	Base Program	0.00	0.00	0.00	(28,827.29)	(71,172.71)	0.00		0.00	0.00	(100,000.00)	100,000.00	0.00
Sterling, City of	Base Program	0.00	0.00	0.00	0.00	(1,543,101.14)	(2,153,297.60)		0.00	0.00	(3,696,398.74)	15,881,203.00	12,184,804.26
Swink, Town of	Base Program	0.00	0.00	0.00	0.00	0.00	(40,005.77)		0.00	0.00	(40,005.77)	633,000.00	592,994.23
Two Buttes, Town of	Base Program	0.00	0.00	0.00	0.00	(78,173.36)	(36,028.82)		0.00	0.00	(114,202.18)	1,291,500.00	1,177,297.82
Brighton, City of	ARRA							(942,164.64)			(942,164.64)	1,044,000.00	101,835.36
Divide MPC MD	ARRA							(145,930.00)			(145,930.00)	145,930.00	0.00
Florence, City of	ARRA							(2,000,000.00)			(2,000,000.00)	2,000,000.00	0.00
Georgetown, Town of	ARRA							(3,327,100.38)			(3,327,100.38)	3,340,000.00	12,899.62
Hi-Land Acres W&SD	ARRA							(1,126,197.67)			(1,126,197.67)	1,200,000.00	73,802.33
Hot Sulphur Springs, Town of	ARRA							(3,300,000.00)			(3,300,000.00)	3,300,000.00	0.00
Kit Carson, Town of	ARRA							(392,000.00)			(392,000.00)	392,000.00	0.00
Kremmling, Town of	ARRA							(2,000,000.00)			(2,000,000.00)	2,000,000.00	0.00
Lamar, City of	ARRA							(3,819,141.14)			(3,819,141.14)	3,952,375.00	133,233.86
Manitou Springs, City of (2)	ARRA							(880,749.00)			(880,749.00)	880,749.00	0.00
Manitou Springs, City of (3)	ARRA							(910,998.61)			(910,998.61)	1,486,026.00	575,027.39
Ophir, Town of	ARRA							(495,000.00)			(495,000.00)	500,000.00	5,000.00
Rocky Ford, City of	ARRA							(945,337.00)			(945,337.00)	945,337.00	0.00
TOTALS DRAWS FOR LOANS - CURRENT		(1,937,747.44)	(4,374,934.18)	(3,987,294.48)	(8,206,340.42)	(9,820,158.47)	(3,122,138.51)	(20,284,618.44)	0.00	0.00	(51,733,231.94)	77,976,528.43	26,243,296.49
TOTAL FOR LOANS FULLY DRAWN		(76,523,761.56)	(5,806,685.82)	(6,347,831.52)	(1,796,589.58)	(81,341.53)	0.00	(11,104,463.00)	0.00	0.00	#####	101,660,674.01	1.00
TOTAL FEDERAL FUNDS DRAWN		(78,461,509.00)	(10,181,620.00)	(10,335,126.00)	(10,002,930.00)	(9,901,500.00)	(3,122,138.51)	(31,389,081.44)	0.00	0.00	#####	179,637,202.44	26,243,297.49
TOTAL REMAINING GRANT FUNDS - LOANS		0.00	0.00	0.00	0.00	0.00	7,066,361.49	901,798.56	16,611,060.00	11,055,910.00			

Attachment 1

2011 Intended Use Plan

STATE OF COLORADO

2011

DRINKING WATER REVOLVING FUND

AND

STATE DRINKING WATER GRANT FUND

INTENDED USE PLAN

WQCC Approved: October 12, 2010

Effective Date: January 1, 2011

Drinking Water Revolving Fund Intended Use Plan Table of Contents

I.	Introduction	1
II.	Long Term Goals	2
III.	Short Term Goals	2
IV.	Drinking Water Revolving Fund Project List	4
V.	Criteria, Methods and Evaluation for DWRF Distribution	5
	A. Project Priority System.....	6
	B. Priority Point Assignment Within Each Category.....	6
	C. Fiscal Year 2011 Potential Appropriations Bill Requirements	7
	D. Application Deadlines	8
	E. Allocation of Loan Proceeds	9
	1. Planning and Design Grants	9
	2. Disadvantaged Communities Loans	10
	3. Miscellaneous Information	10
	F. Emergency Procedures	11
	G. Small Systems Funding Goal	11
	H. DWRF Results	11
VI.	Financial Status of the DWRF	12
	A. Transfer Activities	14
	B. Cross-Collateralization Activities	17
	C. Operator Certification.....	17
VII.	Description of Non-Project (Set-Aside) Activities to be Supported by the DWRF	17
	A. Introduction	17
	B. Administration Set-Aside.....	18
	C. Small System Training and Technical Assistance (SSTTA).....	18
	D. State Drinking Water Program Management.....	19
	E. Local Assistance and Other State Programs.....	20
	1. Loans to public water systems to acquire land or conservation easements for source water protection purposes.....	21

2.	Loans to community water systems to implement voluntary, incentive based source water quality protection measures.	21
3.	Capacity Development.....	21
4.	Source Water Assessment and Protection Program (SWAP)	22
5.	Wellhead Protection Program	22
VIII.	Miscellaneous Information	23
IX.	State Drinking Water Grant Fund.....	23
A.	Introduction	23
B.	List of State Drinking Water Grant Projects	24
X.	Public Review and Comment	24

Appendices

Appendix A:	2011 DWRF Project Eligibility List
Appendix B:	Project Priority / Fundable List
Appendix C:	Loan Summary Report
Appendix D:	DWRF Set-Aside Activity
Appendix E:	Funds Available to the DWRF Loan Program
Appendix F:	DWRF Administrative Fee Account
Appendix G:	DWRF Private, Not For-Profit Project Eligibility List

Addendum #1 State of Colorado 2009 Drinking Water Revolving Fund and State Drinking Water Grant Fund Intended Use Plan (American Recovery and Reinvestment Act)

**STATE OF COLORADO
DRINKING WATER REVOLVING FUND
AND
STATE DRINKING WATER GRANT FUND
INTENDED USE PLAN
2011**

DRINKING WATER REVOLVING FUND

I. INTRODUCTION

As required by Section 1452(b) of the Safe Drinking Water Act (SDWA) and by Interim Final Regulations 40 CFR 35.3555 published August 7, 2000, an Intended Use Plan (IUP) is to be filed annually with the U.S. Environmental Protection Agency (EPA). The IUP describes how the State intends to use the Capitalization Grant and Drinking Water Revolving Fund (DWRf) to meet the objectives of the SDWA and further the goals of protecting public health. The IUP is made available to the public for review and comment prior to submitting it to the EPA as required by the capitalization grant agreement.

The purpose of the DWRf program is to provide financial assistance to governmental agencies for the construction of water projects for public health and compliance purposes as described in the DWRf Rules, Regulation No. 52 (<http://www.cdphe.state.co.us/regulations/wqccregs/100252wqccwaterrevolvingfundrules.pdf>), and to set-aside funds from the capitalization grant to fund a variety of activities that are necessary to accomplish the requirements of the SDWA.

The DWRf may be used for: below market rate loans; loan guarantees; a source of reserve and security for leveraged loans (proceeds of which must be placed in the DWRf loan fund); the purchase or refinancing of existing local debt obligations where the initial debt was incurred and construction started after July 1, 1993; and earning interest prior to disbursement of assistance. Colorado limits this assistance to governmental agencies as defined by statute under C.R.S. 37-95-103 (5)(a) and (b).

The SDWA allows a state to set aside up to 31 percent of any yearly capitalization grant for non-project activities: administration and technical assistance (4%), state program activities (10%), small systems technical assistance (2%), and local assistance (15%). Additionally, up to 30% of each grant may be used for loan assistance (including forgiveness of principal) to disadvantaged communities.

This IUP serves as the planning document to describe how the funds allotted for Federal Fiscal Year (FFY) 2011 and the funds remaining from all prior federal fiscal years' capitalization grant appropriations will be used for the DWRf and non-project program set-asides. The DWRf fiscal year is January 1, 2011 to December 31, 2011. As currently developed, the IUP identifies the specific projects and activities associated with the federal appropriation and funds available from repayments to the program.

The "State" as referenced in this document is comprised of three agencies involved in operating the DWRf under a Memorandum of Agreement - the Colorado Water Resources and Power Development Authority (Authority), the Water Quality Control Division (WQCD) at the Department

of Public Health and Environment, and the Division of Local Government (DLG) at the Department of Local Affairs (DOLA). The SDWA, Section 1542(g)(1)(B), expressly places the authority for establishing assistance priorities and carrying out oversight and related activities (other than financial administration) with the State agency having primary enforcement responsibility; the WQCD is the agency that has this responsibility in Colorado. The DLG helps to evaluate the financial and managerial capacity of loan applicants, identifies potential projects for the program, and provides outreach to raise awareness of the program. The Authority is named administrator under state statute; therefore, it is the grant recipient and provides financial administration for the DWRF.

The requirements of the SDWA that are included in this IUP are as follows:

- A comprehensive priority list of those projects eligible to be assisted by the DWRF which must include the name of the public water system, the priority assigned to the project, a description of the project (type), the expected terms of financial assistance, the size of the community, and, expected funding schedule. The State must identify which projects on the priority list will, or are projected to, receive funding in 2011;
- A description of the criteria and method established for the distribution of funds;
- A description of the financial status of the DWRF;
- A description of the short and long-term goals of the State's DWRF;
- A description of amounts transferred between the DWRF and the Water Pollution Control Revolving Fund (WPCRF);
- A description of the non-project activities to be funded from the DWRF Capitalization Grant including the percentage of such funds allocated to these activities.

The State will prepare and submit a capitalization grant application for FFY 2011 based on this IUP.

II. LONG TERM GOALS

The State continues to develop long-term goals that will protect public health and ensure the integrity of the DWRF. To achieve these goals, the following objectives were developed for 2011:

1. Provide affordable financial assistance for eligible applicants while maintaining a perpetual, self-sustaining revolving fund program.
2. Provide technical assistance to governmental agencies for facilitating effective planning, design, financing, and construction of facilities to comply with the provisions of the Colorado Primary Drinking Water Regulations.
3. Maintain compliance with State and Federal laws and the provisions of the State/EPA operating agreement.
4. Evaluate and implement an online application process for potential DWRF applicants.

III. SHORT TERM GOALS

The Short-term goals of the DWRF for 2011 are as follows:

1. Within 90 days of the EPA allotment of capitalization grant funds, the Authority, in conjunction with the WQCD, will submit an application for the 2011 capitalization grant funds.
2. Provide support to the Drinking Water Program FY2010-2011 work plan to align funding options to better meet the identified result measures.
3. The WQCD will initiate the process for identifying projects in the FY 2012 IUP by May 2011.
4. Submit the Annual Audit to EPA by April 30, 2011.
5. The State Revolving Fund Committee, consisting of staff from WQCD, Authority, and DLG, will work toward implementing the following program improvements:
 - a. Continue to meet with the Water and Wastewater Funding Coordination Committee, to coordinate the financial needs of communities that are planning improvement projects identified in the 2011 IUP. The Funding Coordination Committee includes staff from the WQCD, Authority, DLG, Colorado Water Conservation Board, USDA Rural Development, and Rural Community Assistance Corporation.
 - b. Improve coordination between state and federal agencies to facilitate the use of multiple sources of capital financing when appropriate.
6. Leverage funds in the DWRP to accommodate the estimated demand for eligible projects in 2011 and thereafter.
7. The following projects will be funded to address specific Safe Drinking Water Act and Colorado State Drinking Water Regulations

Aging/Failing Infrastructure: City of Salida, City of Rocky Ford, Town of Holly, Town of Alma, Town of Rico, Town of Orchard City, and Town of Paonia.

Surface Water Treatment Rule: City of Sterling, and Town of Paonia

Filtration/Disinfection Rule: Tree Haus MD, and Town of Manassa

Chemical Contaminants and Radionuclide Rule: City of Sterling, Town of Kit Carson, Town of Swink, Town of Two Buttes, and Mountain Water and Sanitation District.

Microbiological Contaminant Rule (Total Coliform): Town of Manassa

Water Conservation:

8. The WQCD will review and revise as necessary the "Guidance for Preparing Preliminary Engineering Reports" and update the "State Environmental Review Process" specific to the DWRP.
9. The DLG will conduct 4 to 8 training events in 2011 to help build financial and managerial capacity of public water and wastewater systems.
10. The WQCD will implement a migration process of the existing Access project tracking database into the Division's SharePoint database to more accurately coordinate DWRP funded projects between programs in the WQCD.
11. The WQCD and DLG will conduct a comprehensive review of the current TMF practices, revise the TMF guidance, and submit HOP revisions for EPA approval.
12. The WQCD, DLG, and Authority will attend conferences such as Rural Water, Colorado Municipal League, and Special District Association's annual conferences to provide program information to potential borrowers.
13. The WQCD, DLG, and Authority will provide outreach and education opportunities in 2011 to improve financial and managerial capacity of small rural public water and wastewater systems, provide program information to potential borrowers, and provide consulting engineers and others with information about the funding process.

IV. DRINKING WATER REVOLVING FUND PROJECT LIST

States are required to develop a comprehensive priority list of eligible projects for funding and to identify projects that will receive funding. In determining funding priority, states must ensure, to the maximum extent practical, that priority for the use of funds be given to projects that: 1) address the most serious risks to human health; 2) are necessary to ensure compliance under SDWA; and 3) assist systems with the greatest financial need, on a per household basis. Projects that are primarily intended to serve future growth are not eligible. Listed below are examples of eligible and ineligible projects and project related costs under the DWRF:

Examples of Eligible Projects and Project-Related Costs:

- Projects that address present Safe Drinking Water Act (SDWA) exceedances
- Projects that prevent future SDWA exceedances (applies only to regulations in effect)
- Projects to replace aging infrastructure
 - Rehabilitate or develop drinking water sources (excluding reservoirs, dams, dam rehabilitation and water rights) to replace contaminated sources
 - Install or upgrade drinking water treatment facilities if the project would improve the quality of drinking water to comply with primary or secondary SDWA standards
 - Install or upgrade storage facilities, including finished water reservoirs, to prevent microbiological contaminants from entering the water system
 - Install or replace transmission and distribution piping to prevent contamination caused by leaks or breaks, or to improve water pressure to safe levels
 - Installation of meters
- Projects to restructure and consolidate water supplies to rectify a contamination problem, or to assist systems unable to maintain SDWA compliance for financial or managerial reasons (assistance must ensure compliance)
- Projects that purchase a portion of another system's capacity, if such purchase will cost-effectively rectify a SDWA compliance problem
- Land acquisition
 - Land must be integral to the project (i.e., needed to meet or maintain compliance and further public health protection such as land needed to locate eligible treatment or distribution facilities)
 - Acquisition must be from a willing seller
- Note: The cost of complying with the Uniform Relocation Assistance and Real Property Acquisition Policies Act of 1970 (the Uniform Act) is an eligible cost.
- Planning (including required environmental assessment reports), design, and construction costs associated with eligible projects.

Examples of Ineligible Projects and Project-Related Costs:

- Dams, or rehabilitation of dams
- Water rights, except if the water rights are owned by a system that is being purchased through consolidation as part of a capacity development strategy
- Reservoirs, except for finished water reservoirs and those reservoirs that are part of the treatment process and are located on the property where the treatment facility is located
- Drinking water monitoring costs
- Operation and maintenance costs

- Projects needed mainly for fire protection
- Projects for systems that lack adequate technical, managerial and financial capability, unless assistance will ensure compliance
- Projects for systems in significant noncompliance under the SDWA. Unless funding will ensure compliance
- Projects primarily intended to serve future growth

The DWRP Project Eligibility List for each individual entry includes: the name of the public water system, a description of the project, population, the estimated cost of the project, potential green type and cost, and a categorical ranking by priority as described in the DWRP Rules. Appendix A to this IUP is the 2011 DWRP Project Eligibility List illustrating the various projects and their associated estimated costs as required by Colorado's authorizing statute.

Projects are added and deleted from the DWRP Priority / Fundable List during the annual IUP approval process. Deletions to the list are made for those entities that received a DWRP loan and completed the project. In other cases, projects are deleted from the list when the entity secures funding from sources other than the DWRP.

Appendix B (DWRP Project Priority / Fundable List) is a list of the projects that have or will have a planning document for a specific project, has a completed eligibility assessment, and are eligible to receive or have recently received a loan from the DWRP. The supporting documentation covering the assignment of priority points is available from the WQCD. This list includes anticipated loan terms, interest rate, type of loan, and an enumeration of the drinking water problem and project description to correct the problem. Projects that receive funding during the year that are not included on the current DWRP Project Priority/Fundable List will be added to the list in the following year.

Each year that funds are appropriated, in accordance with the Drinking Water Grant Funding System Rules, Regulation No. 54 (http://www.cdphe.state.co.us/wq/FinancialSolutions/pdf/41_DWGrantRules.pdf), the WQCD shall prepare an IUP. The IUP will include a list of eligible drinking water projects, a description of the use of funds from the previous year, the intended use of funds for the current year, the criteria and methods for distributing funds, and program goals and activities.

V. CRITERIA, METHODS AND EVALUATION FOR DWRP DISTRIBUTION

Federal regulations require that the IUP include "...the process and rationale for distribution of funds between the fund and set-aside accounts." In accordance with the Memorandum of Agreement, the State has a decision-making team comprised of staff from the three agencies to determine the DWRP projects that are forwarded to the Authority Board for funding.

Regarding the non-project activities, the Authority prepares the capitalization grant application, including the amount of funds to be set aside for activities documented in the IUP. Section VII (Non-Project Activities) outlines the proposed use of funds from the DWRP capitalization grant to meet various SDWA requirements.

A. Project Priority System

Colorado's project priority system is set forth in the DWRF Rules. The Rules include the following categories by priority ranking:

Priority 1 Acute Health Hazard:

The WQCD has identified continuous violation of an acute maximum contaminant level (MCL) or a surface water treatment rule (SWTR) treatment technique requirement.

Priority 2 Chronic (Long Term) Health Hazard:

The WQCD has identified a continuous violation of a MCL or a SWTR treatment technique requirement for a chronic contaminant.

Priority 3 Potential Acute Health Hazard:

The public water system (PWS) has periodically exceeded an acute MCL, has levels greater than 50 percent of an acute MCL on a regular basis, or has short term problems meeting an SWTR treatment technique requirement that can be controlled temporarily by operational means.

Priority 4 Potential Chronic Health Hazard:

The PWS has periodically exceeded a chronic MCL, has levels greater than 50 percent of a chronic MCL on a regular basis, or has short-term problems meeting other treatment technique requirements.

Priority 5 Other Future Needs:

The PWS is beyond the useful/design life and is in need of equipment replacement, rehabilitation or repair, in order to maintain compliance or further the public health protection goals of the SDWA.

B. Priority Point Assignment Within Each Category

As provided in the DWRF Rules, once a pre-planning, planning, or pre-design document is received, projects within each category will be prioritized by the assignment of points based upon the review of the following factors:

- (1) Population
- (2) Financial Need
- (3) Consolidation
- (4) Water Conservation
- (5) Source Water Protection
- (6) Beneficial Use of Sludge
- (7) Health Risk

Projects will be financed in priority order to the maximum extent practical. Exceptions for funding out of priority order shall be due to one of the following reasons:

- Governmental agencies are not ready to proceed with the project.

- Governmental agencies do not wish to participate in the DWRF or they have received funding from other sources.
- Governmental agencies (on the DWRF Project Eligibility or DWRF Priority / Fundable List) had an emergency situation during the funding year.
- Certain governmental agencies are not approved for funding because of technical, managerial or financial (TMF) deficiencies. Note: It is important that all PWS be managed and operated in an efficient and effective manner to ensure continued service of high quality, affordable water to their customers, now and in the future. The DWRF has established an EPA approved TMF capacity review and evaluation process to help systems understand this role and build the capacity where needed to properly serve their customers. Meeting these requirements for a loan will help the system ensure it will operate into the future with fewer difficulties, be financially secure, and be managed in the best interest of the water users. This will result in a PWS being considered an asset to its community rather than a future liability. The WQCD will attempt to work with the governmental entity to resolve any deficiencies through the capacity development program.
- Projects that have an existing DWRF loan and need additional funding to complete the original project as approved by the WQCD.
- Federal requirements mandate that a certain percentage or amount of capitalization grant funds be used for a specific purpose or to satisfy specific criteria.

Eligibility List Categories are determined based on information provided by the applicant during the Annual Eligibility Survey process. Based upon receipt and review of a Preliminary Engineering Report, Eligibility Assessment and/or loan application the assigned Eligibility List Category may be revised, during the prioritization process, to more accurately reflect the proposed project.

C. Fiscal Year 2011 Potential Appropriations Bill Requirements

For fiscal year 2011 and consistent with the 2010 Appropriations Bill, the following requirements may apply to each State receiving DWRF capitalization grants:

- To the extent there are sufficient eligible project applications, not less than 20% of the funds shall be used for projects to address green infrastructure, water or energy efficiency improvements, or other environmentally innovative activities. The State will rely upon the definitions of the terms “green infrastructure,” “water efficiency,” “energy efficiency,” and “environmentally innovative activities” as identified in Attachment 2 to EPA’s 2010 Appropriation Guidance, dated April 21, 2010.

The WQCD has identified and included potential projects that have green components in Appendix A, the Project Eligibility List. Further, these projects have been included in Appendix B, the Project Priority / Fundable List, if they meet the criteria for listing in that Appendix, and will potentially receive funding in 2011. These projects have been identified by “green type” as identified in the paragraph above, the estimated dollar amount, and whether the project is “categorically green” or requires preparation of a “business case”. Per the April 21, 2010 Guidance, categorically green is defined as a project/component that can clearly demonstrate eligibility for Green Project Reserve (GPR). Projects and/or components requiring a business case must provide clear documentation to support eligibility for GPR from both a technical and financial benefit. The WQCD will review all business cases to determine Green Project Reserve eligibility and post them on the Division’s website.

- Projects that have implemented eligible green costs that are equal to or greater than 20% of the total project cost may be eligible for additional subsidy in the form of a reduced interest rate to the total executed loan

amount. Specific terms of the interest rate will be set by the Authority's Board.

In 2010, the DWRP capitalization grant appropriation required that not less than 30% of the funds shall be used by the State to provide additional subsidy to eligible recipients in the form of forgiveness of principal, negative interest loans, or grants (or any combination of these). In the event additional subsidy will be a requirement of the 2011 capitalization grant, the State intends to distribute the additional subsidy in the form of forgiveness of principal to Disadvantaged Communities as defined in the Drinking Water Revolving Fund Rules. If it is determined that there are more requests than available additional subsidy, projects will be prioritized per the Drinking Water Revolving Fund Rules. The amount of forgiveness of principal will be determined by the Authority's Board when the final amount and guidance for the 2011 capitalization grant become available.

It is the intention of this IUP that the balance of the funds remaining beyond the required additional subsidy will be made available through loans without principal forgiveness.

- The requirements of section 1450(e) of the federal Safe Drinking Water Act (42 U.S.C. 300j-9(e)) regarding prevailing wage rates shall apply to the construction of treatment works carried out in whole or in part with assistance made available by a State drinking water treatment revolving loan fund as authorized by section 1452 of the federal Act (42 U.S.C. 300j(12)).

The above requirements are subject to further interpretation by the U.S. Environmental Protection Agency and will be implemented consistently with any formal guidance issued by the agency.

D. Application Deadlines

In order to prioritize projects, two application deadlines of June 15, 2011 and December 15, 2011 have been implemented. Applications will be accepted throughout the year based on the following Authority Board Meeting schedule. However, loans will not be executed until all direct and leveraged loan applications have been prioritized and it is determined that sufficient funds are available. If sufficient funds are not available to cover all requests, those projects not funded will be included in the next prioritization of applications. Authority Board meetings and application submittal dates are as follows:

- As identified in the 2010 DWRP IUP the January 15, 2011 was changed to December 15, 2010 for consideration at the Authority's March 2011 Board meeting. This is also the last application deadline for inclusion into project prioritization if project prioritization is necessary, funding for the spring bond issue and for all direct loan consideration.
- February 15 for consideration at the Authority's April Board meeting.
- April 15 for consideration at the Authority's June Board meeting.
- June 15 for consideration at the Authority's August Board meeting. This is also the last application deadline for inclusion into project prioritization if project prioritization is necessary, funding for the fall bond issue and for all direct loan consideration.
- August 15 for consideration at the Authority's October Board meeting.
- October 15 for consideration at the Authority's December Board meeting.
- November 15 for consideration at the Authority's January 2012 Board meeting.
- December 15, 2011 for consideration at the Authority's March 2012 Board meeting. This is also the last application deadline for inclusion into project prioritization if project prioritization is necessary, funding for the spring bond issue, and for all direct loan consideration.

If there are numerous loan applications submitted at the June 15 or December 15 application deadlines, it may be determined by the SRF committee that certain applications may be presented for approval at subsequent Board meetings. This will not impact the applicant's prioritization ranking, but rather the ability to balance SRF program workloads. The determination will be based on the number of applications received, the applicant's timeframe for procuring funding, and applicant's construction start.

If after June 15 and December 15 there are more funds available than request for funds and it is not necessary to prioritize projects then direct loan applications may be submitted and approved at subsequent Board Meetings until the next prioritization deadline. These direct loan application approvals are valid for 18 months. These loans will not be subject to future prioritization deadlines as long as they execute their loan within the 18 month timeframe.

All loan approvals are valid for 18 months. However, leveraged loans that have been prioritized and have received Authority Board approval after January 1, 2011, but do not execute their loan in the subsequent bond issue will be reprioritized upon the next leveraged loan application deadline. An exception will be made if a leveraged loan project prioritizes but is unable to execute its loan due to technical difficulties (as determined by WQCD), then that project will have one calendar year to execute the loan prior to being reprioritized.

Applicants should coordinate with a Project Manager from the WQCD to determine the appropriate application submittal schedule to ensure Board action and loan execution in a timely manner.

E. Allocation of Loan Proceeds

In addition to the DWRP Rules, the following policies will be applied to the allocation of loan proceeds and administrative fee revenue:

1. Planning and Design Grants

The intent of the planning and design grants is to assist DWRP applicants with costs associated with complying with program requirements. To be eligible for a planning and/or design grant, a governmental agency must meet the following criteria:

- Project is on the current year DWRP project eligibility list or is being added to the subsequent year's project eligibility list, and
- Population is 10,000 or less, and
- Median household income (MHI) is less than the statewide MHI (the 2000 MHI for the state is \$47,203, which is expected to change in 2011 at which time the SRF program will defer to the new median household income), or
- Current or post project monthly water rates are equal to or greater than the state average as calculated by DLG.

It is anticipated on October 1, 2010 that the Authority Board will authorize \$150,000 for planning and/or design grants which will be made available on January 1, 2011. One grant in the amount of \$10,000 will be awarded per community. However, if planning and design grant funds are available on September 1 of each year, an additional grant of up to \$10,000 (maximum of \$20,000 total per community) may be made to communities that have met criteria in demonstrating progress towards receiving funding through the program.

Grants will be awarded on a first come, first served basis. If the entity does not seek funding through the DWRF, they may be requested to repay the grant or seek a waiver of the repayment requirement from the Authority Board.

Grant funds may be used to support a variety of project development activities including: preliminary engineering reports; technical, managerial and financial reviews; environmental assessments; engineering design documents; and legal fees associated with the formation of a legal entity capable of receiving DWRF assistance.

These funds are provided from the administrative fee account from income received from DWRF loans.

2. Disadvantaged Communities Loans

In accordance with federal statutes, states are authorized to provide “loans at or below market interest rates, including interest free loans, and terms up to 30 years”. A disadvantaged community is defined as a governmental agency that has a population of 5,000 or less with a MHI that is 80% or less of the statewide MHI.

DWRF re-loan funds will be the primary source of capital used to fund Disadvantaged Communities Loans. These funds are paid back by borrowers in the form of debt service payments on outstanding debt obligations. EPA capitalization grant funds in an amount not to exceed 30% of the annual capitalization grant may also be considered to underwrite loans in the event re-loan funds are not sufficient to meet demand. To the maximum extent practical and based on available data, projects eligible to receive the reduced interest rate will be identified on the Project Priority/Fundable List (Appendix B).

Median household income (MHI) as a percentage of the statewide MHI will be used to distribute funding to governmental agencies that are disadvantaged in accordance with two categorical affordability tiers:

Category 1 - Disadvantaged communities with MHI levels that range from 61% to 80% of the statewide MHI qualifies for loans up to \$2 million per project. Loan terms up to 30 years, but not to exceed the project’s design life, are permitted. The loan interest rate is established at 50% of the direct loan rate as set annually by the Authority’s Board for qualifying governmental agencies.

Category 2 - Disadvantaged communities with MHI levels that are less than 61% of the statewide MHI qualify for loans up to \$2 million per project. Loan terms up to 30 years, but not to exceed the project’s design life, are permitted. The loan interest rate is established at 0% for qualifying governmental agencies.

Note: All loan requests exceeding the \$2 million direct loan limit will not be eligible for a Disadvantaged Communities Loan.

3. Miscellaneous Information

Communities receiving assistance from the federal capitalization grant funds shall comply with all applicable federal requirements.

Re-loan funds will be provided in the following priority order:

1. Disadvantaged Communities Loans

2. Direct Loans
3. Leveraged loans

Governmental agencies distributing or supplying 2,000 acre feet or more of water per year must have an approved (by the Colorado Water Conservation Board) and updated water conservation plan as defined by Section 37-60-126, CRS.

On February 17, 2009 President Obama signed into Public Law the American Recovery and Reinvestment Act (ARRA). Colorado received over \$30 million dollars for drinking water infrastructure needs. All funds were under construction by February 17, 2010 as required by the Act. On May 29, 2009 the Water Quality Control Commission (WQCC) approved the plan for distribution of the funds as Addendum #1 to the approved 2009 IUP. The 2009 ARRA IUP Addendum #1 has been incorporated into the 2011 IUP as Addendum #1.

F. Emergency Procedures

The WQCC may amend the DWRF Project Eligibility and DWRF Priority / Fundable Lists at any time throughout the year to include projects that it determines and declares to be emergency projects needed to prevent or address threats to public health. In cases where the WQCC determines the amendments will result in substantial changes to the DWRF Project Eligibility or DWRF Priority / Fundable Lists, public notice and opportunity for comment on the proposed inclusions shall be provided.

G. Small Systems Funding Goal

To the extent that there are a sufficient number of eligible projects, the State shall use at least 15% of all funds credited to the DWRF account on an annual basis to provide loan assistance to systems serving 10,000 persons or fewer. It is anticipated that at least sixteen (16) small systems (population less than 10,000) will be funded from October 1, 2010, through December 31, 2011, for a total of \$23 million in DWRF loans.

To further the small system-funding goal in 2011, planning and/or design grants will be made available to assist small systems. In addition, DLG is planning to participate in 4 – 8 training events in 2011 to help build financial and managerial capacity of public water and wastewater systems.

All funding agencies meet periodically to review current projects and coordinate the financial support for communities that are planning water quality improvement projects. This Water and Wastewater Funding Coordination Committee includes staff from the WQCD, Authority, DLG, Colorado Water Conservation Board, USDA Rural Development, and Rural Community Assistance Corporation. The committee uses a web page on the DLG website to keep the public aware of the projects it is assisting with arranging funding and to raise awareness of funding opportunities. The WQCD surveys entities annually to identify and update the needs of all public water systems including small systems.

H. DWRF Results

The following activities will occur in 2011 to ensure Colorado achieves the national goals:

1. It is the goal to execute at least fifteen (15) DWRF loans between October 1, 2010 and December 31, 2011. It is anticipated 15% of the loans will be funded through the state's Disadvantaged Communities Loan Program.
2. As of December 31, 2009, the Colorado DWRF fund utilization rate was 93%. The 2010 Region 8 target for the DWRF fund utilization rate has been established at 89%; it is the goal of the State to maintain the current fund utilization rate.
3. As of June 30, 2010, the rate at which the Colorado DWRF projects progressed as measured in fund disbursements as a percent of assistance provided was 81%. It is the goal of the State to meet or exceed the national DWRF average.

Anticipated 2011 Outcomes:

1. Seventeen (17) projects are anticipated to initiate construction between October 1, 2010 and December 31, 2011. Eight (8) projects will be Disadvantaged Communities Loans.
2. Sixteen (16) projects are anticipated to initiate operations/complete construction between October 1, 2010 and December 31, 2011.

VI. FINANCIAL STATUS OF THE DWRF

The DWRF was created by State statute in 1995 prior to the enactment of the 1996 Amendments to the SDWA. Under this legislation, the Colorado General Assembly directed the transfer of \$7,253,915 to the DWRF. The final transfer occurred in March 1998. The State has made seventeen (17) direct loans for \$5,818,581 with State funds, which are kept separate from the federal portion of the DWRF. This segregation allows repayments from these loans to be made available for State match in the future.

A federally capitalized DWRF was authorized by the 1996 Amendments to the SDWA and was established in Colorado with the receipt of the first capitalization grant in September 1997. This program requires the state to match the total amount of each federal grant with a 20% contribution of state funds. This state match amount must be deposited entirely into the loan fund, which must be maintained in perpetuity. As of June 30, 2010, \$515,512 is available for future State match.

The DWRF provides both direct loans and leveraged loans to finance projects. Direct loans are generally made for smaller projects. This allows the program to provide low interest loans to small public water systems without going to the bond market and incurring associated closing costs. Direct loans (up to \$2 million) are generally funded from re-loan funds. If necessary, direct loans may be funded from capitalization grant funds. Based on an effort to keep the rates for direct loans at or below the leveraged loan rate, the interest rate will be set by the Authority's Board of Directors annually on or before December 31st for the following year.

Leveraged loans are generally provided to investment grade borrowers with larger projects. A leveraged loan (composed of grant funds, state match funds and bond proceeds) uses the reserve fund concept, whereby grant funds and re-loan funds in the DWRF are used as the source of security for bonds that are sold to increase the loan capacity. The leveraged loan interest rate for 2010 was two and one half percent (2.5%) and includes the administrative fee of one and one quarter percent (1.25%) of the initial principal amount of each loan or such lesser amount. On or before December 31st of each year the Colorado Water Resources and Power

Development Authority's Board determines the interest rate for loans that will apply in the following year.

Currently the administrative surcharge on all loans, up to one and one quarter percent (1.25%), ensures long-term administration of the DWRF and provides potential opportunities for grant assistance to small public water systems. The administrative fee supplements the 4% administrative set-aside from the capitalization grant.

The administrative fee income is deposited into an account separate from the DWRF and is used for costs associated with the DWRF (i.e., Authority, WQCD, and DLG staffing and expenses and other operations expenses of the DWRF). Administrative fee income will continue to be used to fund a planning and/or design grant program in 2011. Additionally, administrative fee income, as available, will be used beginning with the FFY 2008 DWRF capitalization grant to reimburse the Authority for state match funds (state match loan) deposited to the DWRF. The program reserves the right to charge up to 1.5% administrative fee on all DWRF loans if it is determined that additional funds are needed to fund administrative costs and/or repay the state match provided by the Authority. Beginning in 2008, up to \$1,000,000 of WPCRF administrative fees collected from loans may be transferred to the DWRF to pay for administrative costs of the DWRF.

Administrative fees received from DWRF loans for 2011 are estimated to be \$2,982,305. These funds will be used to fund direct program costs including legal and accounting fees, trustee fees, and other consultant fees, in addition to labor and overhead allocations of the Authority, WQCD, and DLG. Total costs for administration of the DWRF are estimated to be \$2,440,000 a portion of which will be paid from DWRF set aside grant monies available. Appendix F is a table showing the administrative fee account activity since inception.

Leveraging the fund is appropriate where financing needs significantly exceed available funds; however, it impacts the DWRF by reducing the interest rate subsidy provided or reducing future loan capacity. Each year the DWRF Eligibility List needs (currently over \$1.9 billion) are compared against the loan capacity of the DWRF. By continuing to leverage, the program will be able to assist more communities currently on the DWRF Project Eligibility List and help those communities achieve compliance with the SDWA. To date, the leveraged loan rates have been in the range of 3.03% to 4.60%. Although no interest income on the grant funds and state match funds accrue to the DWRF from the leveraged loans, the long-term or perpetual nature of the DWRF remains in place.

Through June 30, 2010, the State has received a total of \$227,458,800 in federal capitalization grants (includes the \$6,666,667 transfer back to the WPCRF in 2003). Of this amount, \$49,485,475 has been set aside for non-loan activities. The State also anticipates receiving a FFY11 capitalization grant of \$24,074,000 with \$7,462,940 set aside for non-project activities. This amount may change based on final federal appropriations (See Appendix D and E).

The 2011 Priority / Fundable List (Appendix B) documents eleven (11) additional projects that have had Eligibility Assessments completed as of August 2010. The eleven (11) projects added identified eligible project costs of \$40 million. In addition to these eleven (11) projects it is anticipated that the following projects may apply for DWRF funding during 2011:

Avondale Water & San District (\$1 million), Parker Water and San District (\$50 million), Town of Rico (\$2 million), Security Water District (\$16.5 million), Turkey Canon Ranch WD (\$500,000), Fountain Valley Authority (\$1 million), Town of Berthoud (\$8.5 million), Sedalia WSD (\$2 million),

City of Walsenburg (\$2.2 million), Town of Wellington (\$5.6 million), Byers Water & San District (\$300,000), City of Fort Lupton (1.1 million), Town of Crested Butte (\$2.8 million), Mountain Water & San District (\$1 million), City of Fountain (\$1 million), Forest View Acres Water District (\$4.8 million), Town of Elizabeth (\$1 million), Town of Ignacio (\$500,000), and Mesa Water & Sanitation District (\$745,526) It is anticipated that an additional \$101.5 million in DWRF loans could be seeking funding during 2011.

These projects are not included on the Priority / Fundable list as Eligibility Assessments have not been completed. Projects receiving an Eligibility Assessment during the calendar year will be added to the following years Priority / Fundable List for approval by the WQCC. A transfer of an amount up to \$10 million (as discussed below) from the DWRF to the WPCRF may be made in 2010 reducing the 2011 DWRF loan capacity from \$63.8 million to \$50.8 million.

A. Transfer Activities

As authorized by Congress, up to 33% of the cumulative drinking water capitalization grants for FFY 1997 through FFY 2010 (total drinking water grants at \$227,458,600) may be reserved from the DWRF and transferred to the WPCRF. The following table itemizes (\$ in millions) the amount of net SRF funds available for transfer between the two programs:

**Table I
Net Funds Available for Transfer**

Year	Transaction	Banked Transfer Ceiling	Transferred from WPCRF – DWRF	Transferred from DWRF- WPCRF	WPCRF Funds Available for Transfer	DWRF Funds Available for Transfer
1997	CG Award	\$5.6	-----	-----	\$5.6*	\$5.6*
1998	CG Award	8.8	-----	-----	8.8	8.8
1999	CG Award	12.1	-----	-----	12.1	12.1
1999	Transfer	12.1	\$6.7**	-----	5.4	18.8
2000	CG Award	15.6	-----	-----	8.9	22.3
2001	CG Award	19.1	-----	-----	12.4	25.8
2002	CG Award	23.6	-----	-----	16.9	30.3
2003	CG Award	28.0	-----	-----	21.3	34.7
2003	Transfer	28.0	-----	\$6.7**	28	28
2004	CG Award	32.2	-----	-----	32.2	32.2
2005	CG Award	36.7	-----	-----	36.7	36.7
2006	CG Award	41.5	-----	-----	41.5	41.5
2007	CG Award	46.3	-----	-----	46.3	46.3
2008	CG Award	51.0	-----	-----	51.0	51.0
2009	CG Award	55.7	-----	-----	55.7	55.7
2010	CG Award	75.1	-----	-----	75.1	75.1

* Transfers could not occur until one year after the DWRF had been established. ** \$6.7 million capitalization grant funds.

The authorization to transfer funds for FY 2006 and thereafter, has been approved in the 2006 EPA Appropriations Bill. Since a number of identified WPCRF projects are expected to request funds in 2011, the WPCRF loan demand is expected to exceed available loan capacity. If a transfer is pursued, a stakeholders group will be notified of the State's intent to transfer

capitalization funds from the DWRF to the WPCRF. Based on the Water Quality Control Commission and the Governor's approvals, a transfer of no more than \$10 million may be made from the DWRF into the WPCRF in 2011. The exact amount of the transfer will be determined after the December 15 or June 15 application deadlines, and the WPCRF and DWRF loan demands are determined. The following Tables (Table II & Table III) provide a comparison of loan capacity impacts if a transfer of \$10, \$7 or \$5 million is made from the DWRF. None of the transferred funds will be used for administrative purposes.

Beginning in 2008, up to \$1,000,000 of WPCRF administrative fees collected from loans may be transferred to the DWRF to pay for administrative costs of the DWRF.

Table II
Drinking Water Revolving Fund
Calculation of Loan Capacity for 2011 as of June 30, 2010
Assuming Various Transfer to WPCRF

	<u>0\$ Transfer</u>	<u>\$10 million</u>	<u>\$7million</u>	<u>\$5 million</u>
Capitalization grants for loans through 2010	\$ 177,973,125	\$ 177,973,125	\$ 177,973,125	\$ 177,973,125
Obligated for loans through 6/30/10	\$ 150,445,129	\$ 150,445,129	\$ 150,445,129	\$ 150,445,129
Remainder	\$ 27,074,000	\$ 27,074,000	\$ 27,074,000	\$ 27,074,000
Expected 2011 Capitalization Grant	\$ 24,074,000	\$ 24,074,000	\$ 24,074,000	\$ 24,074,000
Less Set-Asides	\$ 7,462,940	\$ 7,462,940	\$ 7,462,940	\$ 7,462,940
Total 2011 Grant	\$ 16,611,060	\$ 16,611,060	\$ 16,611,060	\$ 16,611,060
Total Grant Funds Available	\$ 44,139,056	\$ 44,139,056	\$ 44,139,056	\$ 44,139,056
Less Grant Funds used remainder of 2010 (for direct loans)	\$ 7,579,512	\$ 7,579,512	\$ 7,579,512	\$ 7,579,512
Less Transfer to WPCRF in 2011	\$ -----	\$ 10,000,000	\$ 7,000,000	\$ 5,000,000
Grant \$ Available	\$ 36,559,544	\$ 26,559,544	\$ 29,559,544	\$ 31,559,544
Re-loan funds as of 06/30/10	\$ 9,121,349	\$ 9,121,349	\$ 9,121,349	\$ 9,121,349
plus: Deallocation on 9/1/10	\$ 7,923,018	\$ 7,923,018	\$ 7,923,018	\$ 7,923,018
plus: Deallocation on 9/1/11	\$ 8,660,349	\$ 8,660,349	\$ 8,660,349	\$ 8,660,349
less: Re-loan funds used Remainder of 2010	\$ 9,420,267	\$ 9,420,267	\$ 9,420,267	\$ 9,420,267
Total Re-Loan Funds Available	\$ 16,284,449	\$ 16,284,449	\$ 16,284,449	\$ 16,284,449
Loan Capacity for 2011				
Leveraged Loans from Grants X 1.3	\$ 47,527,407	\$ 34,527,407	\$ 38,427,407	\$ 41,027,407
Leveraged Loans from Re-Loan Funds X 1	\$ 16,284,449	\$ 16,284,449	\$ 16,284,449	\$ 16,284,449
2011 DWRF Loan Capacity	\$ 63,811,856	\$ 50,811,856	\$ 54,711,856	\$ 57,311,856

Table III
Calculation of Loan Capacity for the 2011 Water Pollution Control Revolving Fund
As of June 30, 2010
Assuming Various transfer from the DWRF to the WPCRF

	<u>0\$ Transfer</u>	<u>\$10 million</u>	<u>\$7million</u>	<u>\$5 million</u>
Capitalization grants through 2010	\$ 270,237,423	\$ 270,237,423	\$ 270,237,423	\$270,237,423
Obligated for loans and admin through 6/30/10	\$ 264,368,770	\$ 264,368,770	\$ 264,368,770	\$264,368,770
Remainder	\$ 5,868,653	\$ 5,868,653	\$ 5,868,653	\$ 5,868,653
Expected 2011 Capitalization Grant	\$ 16,298,000	\$ 16,298,000	\$ 16,298,000	\$ 16,298,000
Less 4% Administrative Fee	\$ 651,920	\$ 651,920	\$ 651,920	\$ 651,920
Plus Deobligated Construction Grant ¹	\$ 577,500	\$ 577,500	\$ 577,500	\$ 577,500
Total 2011 Grant	\$ 16,223,580	\$ 16,223,580	\$ 16,223,580	\$ 16,223,580
Less 2010 Grant Funds Used (for Principal Forgiveness)	\$ 2,440,923	\$ 2,440,923	\$ 2,440,923	\$ 2,440,923
Plus Transfer from DWRF in 2011	\$ -----	\$ 10,000,000	\$ 7,000,000	\$ 5,000,000
Total Grant Fund Available	\$ 19,651,310	\$ 29,651,310	\$ 26,651,310	\$ 24,651,310
Re-loan funds as of 06/30/10	\$ 9,071,991	\$ 9,071,991	\$ 9,071,991	\$ 9,071,991
plus: Deallocation on 9/1/10	\$ 16,952,241	\$ 16,952,241	\$ 16,952,241	\$ 16,952,241
plus: Deallocation on 9/1/11	\$ 19,273,648	\$ 19,273,648	\$ 19,273,648	\$ 19,273,648
less: Re-loan funds used Remainder of 2010	\$ 10,624,101	\$ 10,624,101	\$ 10,624,101	\$ 10,624,101
Total Re-Loan Funds Available	\$ 34,673,779	\$ 34,673,779	\$ 34,673,779	\$ 34,673,779
Loan Capacity for 2011 (includes 9/1/11 deallocation)				
Leveraged Loans from Grants X 2.0	\$ 39,302,620	\$ 59,302,620	\$ 53,302,620	\$ 49,302,620
Leveraged Loans from Re-Loan Funds X 1.70	\$ 58,945,424	\$ 58,945,424	\$ 58,945,424	\$ 58,945,424
Less: 2010B Clean Water Bond Issue	\$ 30,000,000	\$ 30,000,000	\$ 30,000,000	\$ 30,000,000
2011 WPCRF Loan Capacity (less 2010B Bond Issue)	\$ 68,248,044	\$ 88,248,044	\$ 82,248,044	\$ 78,248,044

¹ Returned grant funds from Longmont project awarded from EPA

It is estimated that a transfer of \$5-\$10 million from the DWRF to the WPCRF will reduce the DWRF revolving level \$1-\$2.5 million/year over the next 20 years. The DWRF set-asides would not be affected and the remainder of the allocation would be deposited into the revolving fund. All identified and eligible drinking water projects that are ready for construction in 2011 will be funded out of the 2010 or expected 2011 DWRF loan capacity. The transfer of capitalization funds from the DWRF to the WPCRF is not expected to cause any eligible drinking water projects to be delayed over the next few years.

This transfer of capitalization grant funds will be deposited in the WPCRF and will only be available for loans. With the statutory language approved by the Colorado State General Assembly in 2002, any transfers can be made from one account to the other with all of the appropriate approvals.

B. Cross-Collateralization Activities

Beginning in the calendar year commencing on January 1, 1999, the WPCRF, along with the DWRP may cross-collateralize or pledge moneys on deposits in one fund to act as additional security for bonds secured by moneys on deposits in the other fund. This mechanism was utilized for both programs in 1999 and, as a result, the bond ratings for both programs were upgraded to AAA by all three bond-rating agencies. This upgrade translates to lower interest rates and thereby more savings to the borrowers of both programs.

C. Operator Certification

The 1996 Amendments to the Federal Safe Drinking Water Act required that states develop certification programs for operators of water treatment plants and distribution systems. House Bill 00-1431 adopted by the Colorado General Assembly revised the existing Colorado operators certification program, in part to meet the new federal requirements. The WQCD and the Water and Wastewater Facility Operators Certification Board have developed a program to implement the federal requirements, in accordance with the revised state statute. EPA has approved the program.

VII. DESCRIPTION OF NON-PROJECT (SET-ASIDE) ACTIVITIES TO BE SUPPORTED BY THE DWRP

A. Introduction

The State may set aside portions of each capitalization grant for non-project (set-aside) activities. As described in the introduction, these set-asides are to be used to fund those activities necessary to accomplish the requirements of the SDWA. The WQCD has identified in this plan the maximum amounts of set-aside funds the WQCD currently believes appropriate to best meet the goals of the SDWA. Since these amounts represent the maximum amount of funding that would be devoted to each of the set-asides for this capitalization grant, no further public notification would be made by the WQCD if lesser amounts than those proposed herein are actually used.

The purpose of the set-asides is to provide the funds needed for the administration of the DWRP (4% administration), as well as to meet the overall drinking water program requirements of the 1996 Amendments to the SDWA and to conduct targeted activities specified in the SDWA. The Authority will provide the required 20% up-front state match to receive the federal capitalization grant, from which the set-asides are drawn. Beginning with the FFY02 grant, the 20% match for the set-aside portion has come from the loan administrative fee account. A list of the set-asides and the percentage of allocation is as follows:

- Administration (4%)
- Small System Training and Technical Assistance (2%)

- State Drinking Water Program Management (10%)
- Local Assistance and Other State Programs (15%):
 - I. Land/Conservation easement acquisition for source water assessment protection
 - II. Assistance to a community water system to implement voluntary, incentive-based source water protection measures
 - III. Provide assistance to any public water system as part of a capacity development strategy
 - IV. Source Water Assessment and Protection Program (SWAP)
 - V. Wellhead Protection Program

A description of each set-aside and the funding earmarked from the FFY10 capitalization grant for each activity are described below. The FFY10 capitalization grant amount is \$24,074,000. It is the responsibility of the WQCD to determine the amount of funds necessary under each set-aside and to meet the obligations of the SDWA. The financial status of the set-asides is summarized in Appendix D. The State must develop, and EPA approve, work plans that describe the activities to be accomplished to be able to use those funds.

The administration of the 2011 set-aside funds as listed below are based on actual 2010 set-aside amounts. The 2011 capitalization grant amounts are estimated at this time.

B. Administration Set-Aside

Set-Aside	Amount	Purpose
Administration	\$962,960 (4%) for FFY11	To cover the cost of (1) administering the DWRf, and (2) providing technical assistance to public water systems (PWSS). Administration is an on-going activity.

FFY11 Request: Colorado is entitled to set aside up to 4% (\$962,960) from the capitalization grant for this set-aside. Based on project needs identified by the WQCD, the WQCD intends to set aside the full \$962,960.

Use of Funds in 2011 and Expected Accomplishments: These funds will be used to cover administrative expenses related to projects and activities authorized under the SDWA, including the provision of technical assistance to public water systems.

The outputs/activities and the anticipated outcomes (short-term/long-term) for the DWRf administration are described in Section V. "Criteria, Methods and Evaluation for DWRf Distribution" under Part H "DWRf Results."

C. Small System Training and Technical Assistance (SSTTA)

Set-Aside	Amount	Purpose
SSTTA	\$481,480 (2%) for FFY11 \$287,000 (2%) from FFY09	To provide (1) training, (2) technical assistance, and (3) provide planning and design grants to small systems. SSTTA is an on-going activity.

FFY11 Request: Colorado is entitled to set aside up to 2% (\$481,480) from the capitalization grant for this set-aside. Based on project needs identified by the WQCD, the WQCD intends to set aside the full \$481,480. In addition, the WQCD intends to apply and receive the amount that was banked in 2009 (\$287,000) for a total of \$768,480.

Use of Funds in 2011 and Expected Accomplishments: Use of funds from previous year's SSTTA and the FY11 appropriation set-asides will be used for training, technical assistance and planning and design grants for water system serving 10,000 or less in population. The Safe Drinking Water Program is developing a comprehensive training curriculum that will be designed to cover all the topics required by competent operators. This will increase the use of these SSTTA funds in 2011. Funds will also be used to support part of a project with Colorado State University to design optimized disinfection systems for small systems.

Funds will be used to support internal staff involved in technical assistance, as well as not-for-profit assistance providers training programs. A portion of the technical assistance provided will be concurrent with sanitary surveys conducted at small groundwater systems.

In calendar year 2009, the WQCD submitted and received EPA approval on the State fiscal years 2009 – 2011 SSTTA workplan. A revised and updated multi-year work plan will be submitted for approval in 2011.

D. State Drinking Water Program Management

Set-Aside	Amount	Purpose
State Program Management	\$2,407,400 (10%) for FFY11	To administer the State Public Water System Supervision (PWSS) Program, which includes regulations development, compliance monitoring, data management, compliance assistance and enforcement. Can also be used to: --Administer or provide technical assistance for SWAP, --Develop and implement a capacity development strategy, --Administer and implement operator certification program. PWSS program implementation and the other activities are on-going.

FFY11 Request: Colorado is entitled to set aside up to 10% (\$2,407,400) from the capitalization grant for this set-aside. The act requires that this set-aside be matched one-for-one with available State expenditures as described below. Based on the qualifying expenditures, the WQCD intends to set aside the full \$2,407,400.

In addition to the up-front 20% match required for the State to qualify for the full capitalization grant, a dollar-for-dollar match must be provided by the State. The dollar-for-dollar federal match requirement will be met by utilizing drinking water program general funds, drinking water operator certification fees, drinking water related expenditures from the State laboratory, and 1993 Drinking Water Grant matching funds from the WQCD. The laboratory contribution includes analyses of drinking water samples. According to the Act, State program match funds that were expended in 1993 can be used to provide up to 50 percent of the set-aside match. Current year State funds in excess of the minimum required for the PWSS Program grant included in the Department's Performance Partnership grant may also be used. The program funding sources that qualify as match (program general funds in excess of PWSS grant match requirements, operator certification program fees, drinking water related laboratory expenditures, and 1993 Drinking Water Program State expenditures) allows the WQCD to take \$2,407,400.

Currently, a portion of this set-aside is being used to fund numerous staff for implementation of the many new program requirements associated with the 1996 reauthorization of the SDWA. The staffing for the Drinking Water Program is spread among the Capacity Building Unit, the Engineering Section, the Compliance Assurance Section, the Operations Program and senior level division management.

In calendar year 2009, the WQCD revised the State Drinking Water Program Management set-aside workplan and received EPA approval. A revised and updated multi-year work plan will be submitted for approval in 2011.

Use of Funds in 2011 and Expected Accomplishments: For 2011, the efforts initiated and accomplished in prior years will be continued. New efforts will include increased focus on compliance assurance through the Systems of Concern process, improved data management and improved technical and compliance assistance for drinking water systems.

Planned Expenditures

- Data management system upgrades/maintenance.
- Support for projects with state universities for technical assistance, including literature review and design criteria and policy development.
- Improved system communication resulting in drinking water compliance progress and attainment.
- Effective program oversight, compliance assurance, enforcement, rule adoption, regulatory development, public water system assistance and capacity development.
- Staffing for engineering, compliance assurance, compliance assistance, rule management, data management, enforcement, administration, sampling, SWAP support, sanitary surveys, program management, contract oversight, early rule implementation, training and technical assistance, and for implementing a capacity development strategy.
- Computer acquisition, employee expenses, including furniture, vehicles, operational costs, and indirect costs.

E. Local Assistance and Other State Programs

Set-Aside	Amount	Purpose
Local Assistance Set-Asides:	\$ 3,611,100 (15%) of total (no more than 10% for any one of the following activities)	Consists of the following five activities:
SWAP Land Acquisition (PWS Loan)	See below for funding requests	See below for set-aside descriptions
SWAP Implementation (PWS Loan)		
Capacity Development		
Source Water...(SWAP)*		
Wellhead...*		

**The Wellhead Protection Program (for groundwater systems) was created by the Safe Drinking Water Act Amendments of 1986. The Colorado Wellhead Protection Program Plan was issued in 1994. The Source Water Assessment and Protection Program (SWAP) was created by the SDWA Amendments of 1996. The Colorado Source Water Assessment and Protection Program Plan was issued in 2000. Programmatically, SWAP combines both groundwater and surface water activities (although the original Wellhead Protection Program has some features which are somewhat different from SWAP). For budgetary purposes, however, SWAP set-aside funds were required to be dedicated to surface water systems and Wellhead set-aside funds to groundwater systems. Once all the SWAP assessments are*

complete, the two programs will be integrated into one program plan. The Integrated Source Water Assessment and Protection (ISWAP) Program Plan (August 2007) was submitted to Region 8 EPA on January 31, 2008. The ISWAP combines and integrates elements of both the Wellhead Protection Program and the SWAP Program Plans. The ISWAP outlines and identifies the project activities, objectives, and goals that support the Division's source water assessment and protection planning efforts. The current Wellhead Protection Set Aside Workplan (2008-2013) was submitted to EPA on July 1, 2008 and approved on February 2, 2009. This approved workplan identifies the proposed grant expenditures from SFY 2008 through 2013.

FFY11 Request: Colorado is entitled to set aside up to 15% (\$3,611,100) from the capitalization grant for these five combined activities. However, no more than 10% (\$2,407,400) may be used for any one of the individual local assistance set-asides. The specific amounts indicated below are based on project needs identified by the WQCD and total \$3,611,100 (\$2,407,400 Capacity Development plus \$1,203,700 Wellhead Protection.) The five set-asides are described as follows:

1. Loans to public water systems to acquire land or conservation easements for source water protection purposes.

Set-Aside	Amount	Purpose
Local Land Acquisition for SWAP	\$0 for FFY11	To provide loans to PWSS to acquire land or conservation easements to protect source water areas

FFY11 Request: None. The WQCD is not setting aside any funds for this purpose from its FFY10 capitalization grant.

2. Loans to community water systems to implement voluntary, incentive based source water quality protection measures.

Set-Aside	Amount	Purpose
Local SWAP Implementation	\$0 for FFY11	To provide loans to PWSS to implement source water protection measures.

FFY11 Request: None. The WQCD is not setting aside any funds for this purpose from its FFY10 capitalization grant.

3. Capacity Development

Set-Aside	Amount	Purpose
Capacity Development	\$2,407,400 (10%) for FFY11	To implement the capacity development strategy to assist new and existing systems to achieve and maintain technical, managerial, and financial capacity. A portion will be used to support the SWAP activities described below.

In calendar year 2009, the WQCD received approval from EPA for a revised Capacity Development Strategy (for FY2008-2012). In calendar year 2010, the WQCD received approval from EPA for a revised Capacity Development workplan (for FY2010-2012).

FFY11 Request: Colorado is entitled to set-aside up to 10% (\$2,407,400) from the capitalization grant for this activity. Based on the Authority match described below, the WQCD intends to set aside the entire \$2,407,400. A portion of this (\$300,000) will be used to support the SWAP activities described below.

Use of Funds in 2011 and Expected Accomplishments: For 2011, the efforts initiated and accomplished previously will be continued. Additional output activities included in the EPA approved work plan to be expanded or initiated are as follows:

- Maintain advanced operator training through the Colorado Drinking Water Excellence program for surface water systems of Colorado to ensure plants are operating at peak capabilities to ensure continuously safe drinking water.
- Continued improvements to the CDPHE drinking water web site, to include, access to new information and operator training.
- Continued implementation of a “Systems of Concern” program to identify and provide technical assistance to selected water systems in violation of regulations, including those either on the significant non-compliance (SNC) list or soon to be on the SNC list. This effort will utilize WQCD staff and contractors with the goal of both resolving the violation and ensuring the water system has technical, managerial, and financial capacity (TMF).
- Continued implementation of a program to assist systems with radionuclides in their source waters, to help them comply with existing and anticipated radionuclide regulations.
- Development and delivery of training to address root causes of public water system failures.
- Improved sanitary surveys and oversight for non-community groundwater systems.
- Implementation of a Coaching program to bring one-on-one training and technical assistance to systems with TMF shortcomings. These services frequently provided follow-up for systems with TMF Assessments or Comprehensive Performance Evaluation (CPE) assessments, and those identified by the Systems of Concern teams as needing intensive assistance.
- Implementation of source water assessment and assistance with protection planning for surface water systems.
- Staffing related to the above activities, including grant and contract management when activities are performed by a third-party.

4. Source Water Assessment and Protection Program (SWAP)

Set-Aside	Amount	Purpose
SWAP	\$0 for FFY11	To delineate and assess source water areas for surface and ground water systems. SWAP assessment reports were completed in December 2004.

FFY11 Request: The WQCD set-aside the full FFY97 allotment of \$1,678,410, based on project needs identified by the WQCD. The SWAP allotment was a one-time allotment. The SWAP set-aside was fully expended during the FFY06 period.

5. Wellhead Protection Program

Set-Aside	Amount	Purpose
Wellhead Protection	\$1,203,700 for FFY11	To delineate and assess source water areas for ground water systems. Produce new WHP assessment reports as necessary. Support development and implementation of local ground water protection plans.

FFY11 Request: The WQCD intends to use \$1,203,700.

Use of Funds in 2011 and Expected Accomplishments: The Wellhead Program will work towards implementation of the following output activities:

- Completion of new and/or revised ground water susceptibility assessments.

- Completion of new and/or revised ground water source water delineations.
- Development and implementation of ground water source water protection plans.
- Financial assistance through the SWAP grant program for groundwater protection plans.
- Public water system data improvement.
- Public water system community information and education.
- Coordinate and perform community and non-community ground water sanitary surveys.
- Compilation and reporting of the national source water protection measures to EPA.

Anticipated Outcomes (short-term/long-term)

- Enhanced ground water susceptibility assessments to improve compliance.
- Improved ground water protection plans.
- Enhanced WHP data management.
- Enhance community information and education.
- Improved data compilation and reporting.

VIII. MISCELLANEOUS INFORMATION

The State will provide the necessary assurance and certifications as part of the Capitalization Grant Agreement and Operating Agreement between the State and EPA.

The proposed payment schedule using FFY 2011 Drinking Water funds will be included in the application for the capitalization grant. The payment schedule identifies the anticipated amount of EPA Automated Clearinghouse (ACH) draws from the capitalization grant and state dollars to be deposited into the DWRF.

The State legislation (SB 95-083) established the DWRF as an enduring and viable fund. The DWRF shall be maintained and be available in perpetuity for providing financial assistance as authorized and limited by the SDWA.

IX. STATE DRINKING WATER GRANT FUND

A. Introduction

Section 25-1.5-208, C.R.S., as amended, provides authority for the Drinking Water Grant Fund (DWGF) to provide financial assistance to eligible public water systems (PWS). Section 25-1.5-208(1)(b) provides that the Water Quality Control Commission (Commission) shall promulgate rules for the administration of any appropriated grant funds and for prioritizing projects based upon public health impact and compliance with applicable regulations.

The purpose of the DWGF is to provide financial assistance to governmental agencies and not-for-profit public water systems as well as to counties representing unincorporated areas serving populations of not more than 5,000 people. Eligible projects as described in the DWGF Rules (reference: http://www.cdphe.state.co.us/wq/FinancialSolutions/pdf/41_DWGrantRules.pdf) include consolidation, planning, design and/or construction of water treatment systems.

The State DWGF has not been funded since 2006.

B. List of State Drinking Water Grant Projects

An annual Intended Use Plan (IUP) is developed by the Water Quality Control Division (Division) and approved by the Commission. The IUP provides information about how the state will assist communities with their drinking water needs. Included in the IUP is the Project Eligibility List, which is a comprehensive list identifying drinking water project needs.

Attached to the IUP, as Appendix A, is the 2010, DWRF and DWGF Project Eligibility List. Appendix G, lists all eligible Private Not for Profit systems. Both Appendix A and G documents the current construction needs for all identified eligible water projects.

The DWGF grant program has not been allocated funding since 2006, therefore it is anticipated that there will be no application deadline or criteria for distribution of funds for 2011.

X. PUBLIC REVIEW AND COMMENT

On September 7, 2010 the Colorado State Water Quality Control Commission published this information and held an Administrative Action Hearing on October 12, 2010, at which time the State's 2011 IUP, including the 2011 DWRF project eligibility list and project priority / fundable list, was approved.

Each year, the IUP will be amended to include additional DWRF projects and other appropriate changes. The WQCD will continually seek public review and comment for the proposed list of eligible projects and IUP brought before the State Water Quality Control Commission for annual approval.

**Appendix A
Drinking Water Revolving Fund
2011 Project Eligibility List**

Green Categories: 1 = Green Infrastructure; 2 = Water Efficiency; 3 = Energy Efficiency; 4 = Environmentally Innovative

Project Number	Elig. Cat.	Entity	Project Name	City	County	Project Description	Estimated Project Cost	Population	Green Amount	Categorical=C Business=B	Categories 1,2,3, or 4
030001D	5	Academy Water & Sanitation District	Pleasant View Estates	Colorado Springs	El Paso	Construction or Rehabilitation of Distribution and/or Transmission Lines; Water Supply Facilities	\$820,000	800			
090088D	5	Academy Water & Sanitation District		Colorado Springs	El Paso	Water Storage Facilities; Water Supply Facilities	\$1,100,000	800			
100044D	5	Aguilar, Town of		Aguilar	Las Animas	Water Storage Facilities; Water Supply Facilities	\$7,000,000	692			
000001D	2	Alamosa, City of		Alamosa	Alamosa	New Regional Water Treatment Facilities; Improvement / Expansion of Water Treatment Facility; Construction or Rehabilitation of Distribution and/or Transmission Lines; Water Storage Facilities	\$16,500,000	8,488			
040001D	5	Alma, Town of		Alma	Park	Improvement / Expansion of Water Treatment Facility; Construction or Rehabilitation of Distribution and/or Transmission Lines	\$500,000	235			
070006D	5	Arabian Acres Metropolitan District		Woodland Park	Teller	Connect To Existing Facility; Construction or Rehabilitation of Distribution and/or Transmission Lines; Water Supply Facilities; Water Meters; Green Infrastructure, Water Efficiency Improvements, Energy Efficiency Improvements or Environmentally Innovative Projects	\$1,775,000	620	\$55,200	C	2
960126D	5	Arapahoe County Water and Wastewater Authority		Englewood	Arapahoe	New Water Treatment Facility; Improvement / Expansion of Water Treatment Facility; Consolidation of Water Treatment Facilities; Construction or Rehabilitation of Distribution and/or Transmission Lines	\$26,300,000	20,000			
030002D	5	Arriba, Town of		Arriba	Lincoln	New Water Treatment Facility; Improvement / Expansion of Water Treatment Facility; Construction or Rehabilitation of Distribution and/or Transmission Lines; Water Storage Facilities; Water Supply Facilities; Water Meters; Source Water Protection Plan Implementation; Green Infrastructure, Water Efficiency Improvements, Energy Efficiency Improvements or Environmentally Innovative Projects	\$1,275,000	217	\$10,000	C	2
100028D	2	Aspen Park Metropolitan District		Greenwood Village	Jefferson	Improvement / Expansion of Water Treatment Facility	\$550,000	200			
010003D	5	Aspen Springs Metropolitan District		Pagosa Springs	Archuleta	Consolidation of Water Treatment Facilities; Construction or Rehabilitation of Distribution and/or Transmission Lines; Water Supply Facilities	\$15,000,000	1,800			
070017D	5	Aspen Village Metropolitan District		Aspen	Pitkin	Construction or Rehabilitation of Distribution and/or Transmission Lines	\$500,000	300			
010002D	5	Aspen, City of		Aspen	Pitkin	Improvement / Expansion of Water Treatment Facility; Construction or Rehabilitation of Distribution and/or Transmission Lines; Water Storage Facilities; Water Supply Facilities	\$3,658,000	6,600			

**Appendix A
Drinking Water Revolving Fund
2011 Project Eligibility List**

Green Categories: 1 = Green Infrastructure; 2 = Water Efficiency; 3 = Energy Efficiency; 4 = Environmentally Innovative

Project Number	Elig. Cat.	Entity	Project Name	City	County	Project Description	Estimated Project Cost	Population	Green Amount	Categorical=C Business=B	Categories 1,2,3, or 4
960004D	5	Ault, Town of		Ault	Weld	Construction or Rehabilitation of Distribution and/or Transmission Lines; Water Storage Facilities	\$2,500,000	1,450			
090131D	5	Aurora, City of	Holbrook Reservoir Enlargement	Aurora	Arapahoe	Water Storage Facilities	\$23,000,000	314,000			
090132D	5	Aurora, City of	Rampart Parallel Pipeline Phase 1	Aurora	Arapahoe	Green Infrastructure, Water Efficiency Improvements, Energy Efficiency Improvements or Environmentally Innovative Projects	\$40,000,000	314,000			
090133D	5	Aurora, City of	Valco Gravel Pit Storage	Aurora	Arapahoe	Green Infrastructure, Water Efficiency Improvements, Energy Efficiency Improvements or Environmentally Innovative Projects	\$7,000,000	314,000			
090151D	5	Aurora, City of	Annual Waterline Replacement Project	Aurora	Arapahoe	Construction or Rehabilitation of Distribution and/or Transmission Lines	\$5,000,000	314,000			
100093D	5	Avondale Water & Sanitation District		Avondale	Pueblo	Improvement / Expansion of Water Treatment Facility; Construction or Rehabilitation of Distribution and/or Transmission Lines; Water Meters; Source Water Protection Plan Implementation; Green Infrastructure, Water Efficiency Improvements, Energy Efficiency Improvements or Environmentally Innovative Projects	\$1,000,000	3,000	\$100,000	C	2
090037D	5	Avondale, Town of		Avondale	Pueblo	Water Supply Facilities; Source Water Protection Plan Implementation	\$100,000	754			
960006D	4	Baca Grande Water & Sanitation District		Crestone	Saguache	Improvement / Expansion of Water Treatment Facility; Consolidation of Water Treatment Facilities; Connect To Existing Facility; Construction or Rehabilitation of Distribution and/or Transmission Lines; Water Storage Facilities; Water Meters; Green Infrastructure, Water Efficiency Improvements, Energy Efficiency Improvements or Environmentally Innovative Projects	\$2,750,000	3,000	\$500,000	C	3
090099D	5	Bailey Water & Sanitation District	Bailey to Conifer DW Project	Denver	Park	New Water Treatment Facility; Construction or Rehabilitation of Distribution and/or Transmission Lines; Water Storage Facilities	\$10,665,424	50,000			
050002D	5	Basalt, Town of		Basalt	Pitkin	Construction or Rehabilitation of Distribution and/or Transmission Lines; Water Storage Facilities	\$1,700,000	2,000			
050003D	5	Baseline Water District		Boulder	Boulder	Construction or Rehabilitation of Distribution and/or Transmission Lines	\$500,000	1,000			
990002D	5	Bayfield, Town of		Bayfield	La Plata	Improvement / Expansion of Water Treatment Facility; Construction or Rehabilitation of Distribution and/or Transmission Lines; Water Storage Facilities; Water Meters	\$750,000	1,800			
960127D	5	Bear Creek Water & Sanitation District		Lakewood	Jefferson	Connect To Existing Facility; Construction or Rehabilitation of Distribution and/or Transmission Lines	\$407,561	500			

**Appendix A
Drinking Water Revolving Fund
2011 Project Eligibility List**

Green Categories: 1 = Green Infrastructure; 2 = Water Efficiency; 3 = Energy Efficiency; 4 = Environmentally Innovative

Project Number	Elig. Cat.	Entity	Project Name	City	County	Project Description	Estimated Project Cost	Population	Green Amount	Categorical=C Business=B	Categories 1,2,3, or 4
100208D	5	Bell Mountain Ranch Metropolitan District	BMR Metro District	Castle Rock	Douglas	Improvement / Expansion of Water Treatment Facility; Connect to Existing Facility; Construction or Rehabilitation of Distribution and/or Transmission Lines; Water Supply Facilities	\$1,600,000	850			
960182D	3	Bellyache Ridge Metropolitan District		Edwards	Eagle	Construction or Rehabilitation of Distribution and/or Transmission Lines	\$250,000	180			
960007D	3	Bennett, Town of		Bennett	Adams	Construction or Rehabilitation of Distribution and/or Transmission Lines; Water Storage Facilities; Water Supply Facilities; Water Meters; Green Infrastructure, Water Efficiency Improvements, Energy Efficiency Improvements or Environmentally Innovative Projects	\$2,600,000	1,900			
030004D	5	Berkeley Water & Sanitation District		Denver	Adams	Construction or Rehabilitation of Distribution and/or Transmission Lines	\$500,000	300			
990003D	5	Berthoud, Town of		Berthoud	Larimer	Improvement / Expansion of Water Treatment Facility; Consolidation of Water Treatment Facilities; Construction or Rehabilitation of Distribution and/or Transmission Lines	\$8,500,000	5,100			
960184D	5	Beulah Water District	Beulah Water Works Dist.	Beulah	Pueblo	Improvement / Expansion of Water Treatment Facility; Construction or Rehabilitation of Distribution and/or Transmission Lines; Water Storage Facilities	\$45,000	400			
030005D	1	Black Hawk, City of		Black Hawk	Gilpin	New Water Treatment Facility; Improvement / Expansion of Water Treatment Facility; Construction or Rehabilitation of Distribution and/or Transmission Lines; Water Storage Facilities; Water Supply Facilities	\$25,653,933	108			
090027D	5	Black Hawk, City of		Black Hawk	Gilpin	Source Water Protection Plan Implementation	\$770,000	108			
960009D	3	Blanca, Town of		Blanca	Costilla	Construction or Rehabilitation of Distribution and/or Transmission Lines; Water Storage Facilities; Water Supply Facilities	\$400,000	402			
090071D	5	Blue Mountain Water District		Golden	Jefferson	Improvement / Expansion of Water Treatment Facility; Water Storage Facilities	\$700,000	380			
090086D	5	Blue Valley Metropolitan District		Silverthorne	Grand	Water Supply Facilities	\$15,000	350			
100005D	5	Bone Mesa Water District		Hotchkiss	Delta	New Water Treatment Facility; Construction or Rehabilitation of Distribution and/or Transmission Lines; Water Storage Facilities	\$3,454,700	166			
100010D	5	Bone Mesa Water District		Hotchkiss	Delta	Source Water Protection Plan Implementation	\$10,000	166			
100012D	5	Boone, Town of		Boone	Pueblo	Source Water Protection Plan Implementation	\$10,000	351			

**Appendix A
Drinking Water Revolving Fund
2011 Project Eligibility List**

Green Categories: 1 = Green Infrastructure; 2 = Water Efficiency; 3 = Energy Efficiency; 4 = Environmentally Innovative

Project Number	Elig. Cat.	Entity	Project Name	City	County	Project Description	Estimated Project Cost	Population	Green Amount	Categorical=C Business=B	Categories 1,2,3, or 4
100030D	5	Boone, Town of		Boone	Pueblo	Improvement / Expansion of Water Treatment Facility; Construction or Rehabilitation of Distribution and/or Transmission Lines; Water Storage Facilities; Water Supply Facilities; Water Meters; Green Infrastructure, Water Efficiency Improvements, Energy Efficiency Improvements or Environmentally Innovative Projects	\$70,000	351			
090115D	5	Boulder, City of		Boulder	Boulder	Water Supply Facilities	\$33,000,000	115,000			
040003D	1	Brighton, City of		Brighton	Adams	Improvement / Expansion of Water Treatment Facility; Construction or Rehabilitation of Distribution and/or Transmission Lines; Water Storage Facilities; Water Supply Facilities	\$8,900,000	29,000			
100094D	5	Bristol Water & Sanitation District		Bristol	Prowers	Improvement / Expansion of Water Treatment Facility; Water Meters	\$100,000	200			
090112D	3	Brush, City of		Brush	Morgan	Construction or Rehabilitation of Distribution and/or Transmission Lines	\$877,750	5,471			
090085D	5	Buena Vista, Town of		Buena Vista	Chaffee	Improvement / Expansion of Water Treatment Facility; Construction or Rehabilitation of Distribution and/or Transmission Lines; Water Storage Facilities; Water Supply Facilities; Water Meters; Source Water Protection Plan Implementation; Green Infrastructure, Water Efficiency Improvements, Energy Efficiency Improvements or Environmentally Innovative Projects	\$9,062,100	2,600			
960189D	1	Burlington, City of		Burlington	Kit Carson	Improvement / Expansion of Water Treatment Facility; Connect to Existing Facility; Construction or Rehabilitation of Distribution and/or Transmission Lines; Water Storage Facilities; Water Supply Facilities; Water Meters	\$7,600,000	3,800			
070018D	5	Buttermilk Metropolitan District		Aspen	Pitkin	Construction or Rehabilitation of Distribution and/or Transmission Lines; Water Supply Facilities	\$118,000	215			
000003D	5	Byers Water & Sanitation District		Byers	Adams	Construction or Rehabilitation of Distribution and/or Transmission Lines	\$300,000	1,000			
100032D	5	Campo, Town of		Campo	Baca	Improvement / Expansion of Water Treatment Facility; Construction or Rehabilitation of Distribution and/or Transmission Lines; Water Storage Facilities; Water Supply Facilities; Water Meters; Source Water Protection Plan Implementation; Green Infrastructure, Water Efficiency Improvements, Energy Efficiency Improvements or Environmentally Innovative Projects	\$160,000	154			
960012D	5	Canon City, City of		Canon City	Fremont	Construction or Rehabilitation of Distribution and/or Transmission Lines; Water Supply Facilities; Water Meters	\$3,000,000	34,800			
010006D	4	Carbondale, Town of		Carbondale	Garfield	Improvement / Expansion of Water Treatment Facility; Water Supply Facilities	\$1,500,000	5,196			

**Appendix A
Drinking Water Revolving Fund
2011 Project Eligibility List**

Green Categories: 1 = Green Infrastructure; 2 = Water Efficiency; 3 = Energy Efficiency; 4 = Environmentally Innovative

Project Number	Elig. Cat.	Entity	Project Name	City	County	Project Description	Estimated Project Cost	Population	Green Amount	Categorical=C Business=B	Categories 1,2,3, or 4
090058D	5	Carbondale, Town of		Carbondale	Garfield	Construction or Rehabilitation of Distribution and/or Transmission Lines; Water Supply Facilities; Green Infrastructure, Water Efficiency Improvements, Energy Efficiency Improvements or Environmentally Innovative Projects	\$3,280,000	6,000			
100020D	3	Cascade Metropolitan District #1		Cascade	El Paso	New Water Treatment Facility; Construction or Rehabilitation of Distribution and/or Transmission Lines; Green Infrastructure, Water Efficiency Improvements, Energy Efficiency Improvements or Environmentally Innovative Projects	\$1,800,000	1,500	\$300,000	B	2
090021D	3	Castle Pines Metropolitan District		Castle Rock	Douglas	New Water Treatment Facilities; Improvement / Expansion of Water Treatment Facility; Construction or Rehabilitation of Distribution and/or Transmission Lines; Water Storage Facilities; Water Supply Facilities	\$17,210,000	4,000			
090094D	5	Castle Rock, City of		Castle Rock	Douglas	Improvement / Expansion of Water Treatment Facility; Construction or Rehabilitation of Distribution and/or Transmission Lines; Water Supply Facilities; Water Meters; Green Infrastructure, Water Efficiency Improvements, Energy Efficiency Improvements or Environmentally Innovative Projects	\$3,200,000	46,000			
000004D	4	Cedaredge, Town of		Cedaredge	Delta	Improvement / Expansion of Water Treatment Facility; Construction or Rehabilitation of Distribution and/or Transmission Lines; Water Supply Facilities	\$3,615,326	2,001			
050008D	5	Center, Town of		Center	Saguache	Water Storage Facilities	\$1,200,000	840			
050009D	1	Central City, City of		Central City	Gilpin	Improvement / Expansion of Water Treatment Facility; Construction or Rehabilitation of Distribution and/or Transmission Lines; Water Storage Facilities; Green Infrastructure, Water Efficiency Improvements, Energy Efficiency Improvements or Environmentally Innovative Projects	\$5,250,000	3,300	\$750,000	C	3
110003D	5	Central City, City of		Central City	Gilpin	Source Water Protection Plan Implementation	\$1,000,000	3,300			
100095D	2	Cheraw, Town of		Cheraw	Otero	Improvement / Expansion of Water Treatment Facility; Consolidation of Water Treatment Facilities; Construction or Rehabilitation of Distribution and/or Transmission Lines; Water Storage Facilities; Water Supply Facilities; Water Meters; Source Water Protection Plan Implementation; Green Infrastructure, Water Efficiency Improvements, Energy Efficiency Improvements or Environmentally Innovative Projects	\$960,000	200			
090065D	5	Cherokee Metropolitan District		Colorado Springs	El Paso	Construction or Rehabilitation of Distribution and/or Transmission Lines	\$10,000,000	18,000			

**Appendix A
Drinking Water Revolving Fund
2011 Project Eligibility List**

Green Categories: 1 = Green Infrastructure; 2 = Water Efficiency; 3 = Energy Efficiency; 4 = Environmentally Innovative

Project Number	Elig. Cat.	Entity	Project Name	City	County	Project Description	Estimated Project Cost	Population	Green Amount	Categorical=C Business=B	Categories 1,2,3, or 4
080006D	3	Cheyenne Wells, Town of		Cheyenne Wells	Cheyenne	Construction or Rehabilitation of Distribution and/or Transmission Lines; Green Infrastructure, Water Efficiency Improvements, Energy Efficiency Improvements or Environmentally Innovative Projects	\$900,000	945			
100001D	3	Cheyenne Wells, Town of		Cheyenne Wells	Cheyenne	New Water Treatment Facility; Connect to Existing Facility; Construction or Rehabilitation of Distribution and/or Transmission Lines; Water Storage Facilities; Water Supply Facilities; Water Meters; Source Water Protection Plan Implementation; Green Infrastructure, Water Efficiency Improvements, Energy Efficiency Improvements or Environmentally Innovative Projects	\$9,000,000	945	\$4,000,000	C	2
050067D	1	Clear Creek County	Mill Creek Park WIA	Dumont, Mill Creek	Clear Creek	Improvement / Expansion of Water Treatment Facility; Construction or Rehabilitation of Distribution and/or Transmission Lines; Water Storage Facilities; Water Supply Facilities	\$83,000	62			
050010D	5	Clearwater Metropolitan District		Denver	Elbert	Construction or Rehabilitation of Distribution and/or Transmission Lines; Water Storage Facilities; Water Supply Facilities	\$6,000,000	1,000			
050011D	2	Clifton Water District		Clifton	Mesa	Improvement / Expansion of Water Treatment Facility; Construction or Rehabilitation of Distribution and/or Transmission Lines; Water Supply Facilities	\$12,500,000	35,000			
050012D	5	Coal Creek, Town of		Coal Creek	Fremont	Construction or Rehabilitation of Distribution and/or Transmission Lines; Water Meters	\$400,000	398			
090012D	5	Collbran, Town of		Collbran	Mesa	Improvement / Expansion of Water Treatment Facility; Construction or Rehabilitation of Distribution and/or Transmission Lines; Water Storage Facilities; Water Supply Facilities	\$1,817,000	600			
100024D	5	Colorado Centre Metropolitan District		Colorado Springs	El Paso	Improvement / Expansion of Water Treatment Facility	\$1,500,000	2,800			
050013D	1	Colorado City Metropolitan District		Colorado City	Pueblo	New Regional Water Treatment Facilities; Improvement / Expansion of Water Treatment Facility; Construction or Rehabilitation of Distribution and/or Transmission Lines	\$7,500,000	2,318			
080007D	5	Colorado Springs, City of	Colorado Springs Utilities - Mesa WTP	Colorado Springs	El Paso	Improvement / Expansion of Water Treatment Facility; Water Storage Facilities	\$59,000,000	362,000			
050014D	5	Columbine Lake Water District		Grand Lake	Grand	Improvement / Expansion of Water Treatment Facility; Construction or Rehabilitation of Distribution and/or Transmission Lines; Water Supply Facilities	\$1,600,000	1,100			
100070D	5	Conejos County	Guadalupe Water Association	Conejos	Conejos	Improvement / Expansion of Water Treatment Facility; Construction or Rehabilitation of Distribution and/or Transmission Lines; Water Supply Facilities; Water Meters	\$450,000	1,200			

**Appendix A
Drinking Water Revolving Fund
2011 Project Eligibility List**

Green Categories: 1 = Green Infrastructure; 2 = Water Efficiency; 3 = Energy Efficiency; 4 = Environmentally Innovative

Project Number	Elig. Cat.	Entity	Project Name	City	County	Project Description	Estimated Project Cost	Population	Green Amount	Categorical=C Business=B	Categories 1,2,3, or 4
100034D	5	Conifer Metropolitan District		Littleton	Jefferson	Improvement / Expansion of Water Treatment Facility; Water Supply Facilities	\$500,000	500			
050015D	5	Copper Mountain Consolidated Metropolitan District		Copper Mountain	Summit	Construction or Rehabilitation of Distribution and/or Transmission Lines; Water Supply Facilities	\$1,400,000	5,000			
050016D	5	Cortez, City of		Cortez	Montezuma	Improvement / Expansion of Water Treatment Facility	\$2,858,925	8,081			
090096D	5	Cortez, City of		Cortez	Montezuma	New Water Treatment Facilities; Construction or Rehabilitation of Distribution and/or Transmission Lines; Water Storage Facilities	\$870,000	8,800			
960017D	5	Costilla County	Costilla County WSD	San Luis	Costilla	Construction or Rehabilitation of Distribution and/or Transmission Lines; Water Storage Facilities; Water Supply Facilities	\$300,000	1,000			
990013D	5	Cottonwood Water & Sanitation District		Englewood	Douglas	New Water Treatment Facility; Construction or Rehabilitation of Distribution and/or Transmission Lines; Water Supply Facilities	\$8,540,000	2,375			
090102D	5	Craig, City of		Craig	Moffat	Construction or Rehabilitation of Distribution and/or Transmission Lines; Water Storage Facilities; Water Meters	\$1,350,000	9,300			
100045D	5	Crawford Mesa Water Association		Crawford	Delta	Source Water Protection Plan Implementation	\$50,000	550			
050017D	3	Creede, Town of		Creede	Mineral	Improvement / Expansion of Water Treatment Facility; Construction or Rehabilitation of Distribution and/or Transmission Lines	\$2,100,000	424			
960163D	5	Crested Butte South Metropolitan District		Crested Butte	Gunnison	Connect To Existing Facility; Construction or Rehabilitation of Distribution and/or Transmission Lines; Water Storage Facilities; Water Supply Facilities	\$1,600,000	1,200			
080009D	5	Crested Butte, Town of		Crested Butte	Gunnison	Construction or Rehabilitation of Distribution and/or Transmission Lines; Water Storage Facilities	\$2,800,000	1,647			
070015D	5	Crestone, Town of		Crestone	Saguache	Connect to Existing Facility; Water Meters	\$500,000	135			
090029D	5	Crestone, Town of		Crestone	Saguache	Source Water Protection Plan Implementation	\$52,000	130			
990014D	3	Cripple Creek, Town of		Cripple Creek	Teller	Construction or Rehabilitation of Distribution and/or Transmission Lines; Water Storage Facilities; Water Supply Facilities	\$550,000	1,300			
100035D	5	Crook, Town of		Crook	Logan	Improvement / Expansion of Water Treatment Facility; Construction or Rehabilitation of Distribution and/or Transmission Lines; Water Storage Facilities; Water Supply Facilities; Water Meters; Source Water Protection Plan Implementation; Green Infrastructure, Water Efficiency Improvements, Energy Efficiency Improvements or Environmentally Innovative Projects	\$610,000	129			
060002D	3	Cucharas Sanitation & Water District		Cucharas	Huerfano	Construction or Rehabilitation of Distribution and/or Transmission Lines; Water Storage Facilities	\$700,000	200			
050018D	3	Dacono, City of		Dacono	Weld	Construction or Rehabilitation of Distribution and/or Transmission Lines	\$2,754,869	3,800			

**Appendix A
Drinking Water Revolving Fund
2011 Project Eligibility List**

Green Categories: 1 = Green Infrastructure; 2 = Water Efficiency; 3 = Energy Efficiency; 4 = Environmentally Innovative

Project Number	Elig. Cat.	Entity	Project Name	City	County	Project Description	Estimated Project Cost	Population	Green Amount	Categorical=C Business=B	Categories 1,2,3, or 4
040005D	3	De Beque, Town of		De Beque	Mesa	New Water Treatment Facility; Improvement / Expansion of Water Treatment Facility	\$270,000	500			
090049D	5	De Beque, Town of	Schlumberger Campus	De Beque	Mesa	Water Storage Facilities	\$600,000	1,200			
080003D	5	Del Norte, Town of		Del Norte	Rio Grande	Water Meters	\$1,413,341	1,624			
080011D	5	Delta County	Upper Surface Creek Domestic WUA	Cedaredge	Delta	Construction or Rehabilitation of Distribution and/or Transmission Lines; Water Storage Facilities	\$1,000,000	2,700			
090038D	5	Delta County	Ginters Grove Domestic Water Corporation	Cedaredge	Delta	Construction or Rehabilitation of Distribution and/or Transmission Lines	\$350,000	68			
110004D	5	Delta County Ginters Grove Public Improvement District		Cedaredge	Delta	Construction or Rehabilitation of Distribution and/or Transmission Lines	\$350,000	68			
090116D	5	Delta, City of		Delta	Delta	Construction or Rehabilitation of Distribution and/or Transmission Lines; Water Storage Facilities	\$8,108,000	8,400			
090042D	5	Denver, City of		Denver	Denver	Improvement / Expansion of Water Treatment Facility; Water Supply Facilities; Construction or Rehabilitation of Distribution and/or Transmission Lines	\$33,900,000	571,848			
090078D	5	Dillon Valley Metropolitan District		Crawford	Summit	Improvement / Expansion of Water Treatment Facility; Construction or Rehabilitation of Distribution and/or Transmission Lines; Water Meters; Source Water Protection Plan Implementation	\$3,802,500	3,000			
100003D	5	Dillon, Town of		Dillon	Summit	Construction or Rehabilitation of Distribution and/or Transmission Lines	\$2,000,000	2,992			
960021D	3	Dillon, Town of		Dillon	Summit	Improvement / Expansion of Water Treatment Facility; Water Storage Facilities	\$1,745,000	2,992			
030016D	3	Dinosaur, Town of		Dinosaur	Moffat	Construction or Rehabilitation of Distribution and/or Transmission Lines	\$500,000	330			
050019D	4	Divide MPC Metropolitan District		Divide	Teller	Improvement / Expansion of Water Treatment Facility; Construction or Rehabilitation of Distribution and/or Transmission Lines; Water Supply Facilities; Water Meters	\$275,000	189			
960024D	4	Dolores, Town of		Dolores	Montezuma	Improvement / Expansion of Water Treatment Facility	\$500,000	1,000			
090125D	5	Donala Water & Sanitation District		Colorado Springs	El Paso	Consolidation of Water Treatment Facilities; Construction or Rehabilitation of Distribution and/or Transmission Lines; Water Storage Facilities; Water Supply Facilities	\$14,250,000	7,500			
040006D	4	Dove Creek, Town of		Dove Creek	Dolores	Improvement / Expansion of Water Treatment Facility; Construction or Rehabilitation of Distribution and/or Transmission Lines	\$128,000	695			
960026D	5	Durango West #1 Metropolitan District		Durango	La Plata	Construction or Rehabilitation of Distribution and/or Transmission Lines; Water Storage Facilities	\$1,640,000	1,000			
040007D	4	Durango West #2 Metropolitan District		Durango	La Plata	Improvement / Expansion of Water Treatment Facility; Connect To Existing Facility; Construction or Rehabilitation of Distribution and/or Transmission Lines	\$1,020,000	900			

**Appendix A
Drinking Water Revolving Fund
2011 Project Eligibility List**

Green Categories: 1 = Green Infrastructure; 2 = Water Efficiency; 3 = Energy Efficiency; 4 = Environmentally Innovative

Project Number	Elig. Cat.	Entity	Project Name	City	County	Project Description	Estimated Project Cost	Population	Green Amount	Categorical=C Business=B	Categories 1,2,3, or 4
090055D	5	Durango, City of		Durango	La Plata	Green Infrastructure, Water Efficiency Improvements, Energy Efficiency Improvements or Environmentally Innovative Projects	\$1,500,000	19,000	\$1,500,000	C	3
020019D	4	Eagle River Water & Sanitation District		Vail	Eagle	New Regional Water Treatment Facilities; Improvement / Expansion of Water Treatment Facility; Construction or Rehabilitation of Distribution and/or Transmission Lines; Water Storage Facilities; Water Supply Facilities	\$17,700,000	20,500			
090140D	5	Eagle, Town of	Fairgrounds Water Distribution System & Violet Lane Water Distribution System	Eagle	Eagle	Construction or Rehabilitation of Distribution and/or Transmission Lines	\$2,208,305	7,000			
090141D	5	Eagle, Town of	Downtown Water Distribution System Rehabilitation	Eagle	Eagle	Construction or Rehabilitation of Distribution and/or Transmission Lines	\$2,689,293	7,000			
090142D	5	Eagle, Town of	Lower Basin Water Treatment Plant - Phase I	Eagle	Eagle	New Water Treatment Facilities	\$15,832,800	7,000			
000007D	2	East Alamosa Water & Sanitation District		Alamosa	Alamosa	Consolidation of Water Treatment Facilities; Construction or Rehabilitation of Distribution and/or Transmission Lines; Water Storage Facilities	\$2,100,000	1,432			
100017D	1	East Boulder County Water District		Boulder	Boulder	Construction or Rehabilitation of Distribution and/or Transmission Lines	\$221,618	126			
010011D	5	East Cherry Creek Valley Water & Sanitation District		Aurora	Arapahoe	New Water Treatment Facility; Connect to Existing Facility	\$30,000,000	51,000			
090098D	5	East Larimer County Water District		Ft Collins	Larimer	Construction or Rehabilitation of Distribution and/or Transmission Lines	\$4,250,000	16,693			
960027D	5	East Valley Metropolitan Water & Sanitation District		Centennial	Arapahoe	Water Storage Facilities	\$300,000	300			
050021D	2	Eckley, Town of		Eckley	Yuma	New Water Treatment Facility; Improvement / Expansion of Water Treatment Facility; Construction or Rehabilitation of Distribution and/or Transmission Lines; Water Storage Facilities; Water Supply Facilities	\$1,025,000	278			
090128D	1	Edgemont Ranch Metropolitan District		Durango	La Plata	Water Storage Facilities	\$2,250,000	725			
100027D	5	Edgemont Ranch Metropolitan District		Durango	La Plata	Improvement / Expansion of Water Treatment Facility	\$750,000	800			
060016D	5	Edgewater, City of		Edgewater	Jefferson	Improvement / Expansion of Water Treatment Facility; Construction or Rehabilitation of Distribution and/or Transmission Lines; Water Meters	\$3,300,000	5,407			
110005D	5	El Rancho Florida Metropolitan District		Bayfield	La Plata	Consolidation of Water Treatment Facilities; Construction or Rehabilitation of Distribution and/or Transmission Lines; Water Storage Facilities; Water Meters; Source Water Protection Plan Implementation; Green Infrastructure, Water Efficiency Improvements, Energy Efficiency Improvements or Environmentally Innovative Projects	\$1,998,723	435	\$144,000	C	3
100015D	5	Elbert Water & Sanitation District		Elbert	Elbert	Source Water Protection Plan Implementation	\$10,000	246			

**Appendix A
Drinking Water Revolving Fund
2011 Project Eligibility List**

Green Categories: 1 = Green Infrastructure; 2 = Water Efficiency; 3 = Energy Efficiency; 4 = Environmentally Innovative

Project Number	Elig. Cat.	Entity	Project Name	City	County	Project Description	Estimated Project Cost	Population	Green Amount	Categorical=C Business=B	Categories 1,2,3, or 4
100036D	4	Elbert Water & Sanitation District		Elbert	Elbert	Improvement / Expansion of Water Treatment Facility; Construction or Rehabilitation of Distribution and/or Transmission Lines; Water Storage Facilities; Water Supply Facilities; Water Meters; Green Infrastructure, Water Efficiency Improvements, Energy Efficiency Improvements or Environmentally Innovative Projects	\$645,000	246	\$800,000	B	2 & 3
060004D	5	Elizabeth, Town of		Elizabeth	Elbert	New Water Treatment Facility; Water Supply Facilities	\$1,000,000	1,500			
110001D	5	Elizabeth, Town of		Elizabeth	Elbert	Construction or Rehabilitation of Distribution and/or Transmission Lines	\$300,000	1,500			
090136D	5	Empire, Town of		Empire	Clear Creek	Improvement / Expansion of Water Treatment Facility; Water Storage Facilities; Water Supply Facilities; Water Meters	\$464,954	400			
090070D	5	Englewood, City of		Englewood	Arapahoe	Improvement / Expansion of Water Treatment Facility; Construction or Rehabilitation of Distribution and/or Transmission Lines; Water Storage Facilities	\$5,150,000	30,000			
030019D	5	Erie, Town of		Erie	Weld	Construction or Rehabilitation of Distribution and/or Transmission Lines; Water Storage Facilities; Water Supply Facilities	\$10,000,000	17,000			
090106D	5	Erie, Town of		Erie	Weld	Improvement / Expansion of Water Treatment Facility; Water Supply Facilities; Green Infrastructure, Water Efficiency Improvements, Energy Efficiency Improvements or Environmentally Innovative Projects	\$1,500,000	17,000			
090017D	5	Estes Park, Town of	Glacier Creek Water Plant	Estes Park	Larimer	Consolidation of Water Treatment Facilities; Construction or Rehabilitation of Distribution and/or Transmission Lines; Land Acquisition	\$9,250,000	5,720			
090050D	5	Estes Park, Town of	Colorado Big Thompson Project	Estes Park	Larimer	Construction or Rehabilitation of Distribution and/or Transmission Lines	\$2,620,000	12,000			
960199D	5	Evans, City of		Evans	Weld	Construction or Rehabilitation of Distribution and/or Transmission Lines	\$1,000,000	21,000			
090126D	5	Evergreen Metropolitan District		Evergreen	Jefferson	Construction or Rehabilitation of Distribution and/or Transmission Lines; Water Meters	\$3,100,000	14,785			
050022D	3	Fairplay, Town of		Fairplay	Park	New Water Treatment Facility; Improvement / Expansion of Water Treatment Facility; Connect To Existing Facility; Construction or Rehabilitation of Distribution and/or Transmission Lines; Water Supply Facilities; Green Infrastructure, Water Efficiency Improvements, Energy Efficiency Improvements or Environmentally Innovative Projects	\$6,250,000	715	\$25,000	C	3
110006D	5	Falcon Highlands Metropolitan District		Colorado Springs	El Paso	New Water Treatment Facility; Water Storage Facilities; Water Supply Facilities; Water Meters;	\$1,825,000	250			

**Appendix A
Drinking Water Revolving Fund
2011 Project Eligibility List**

Green Categories: 1 = Green Infrastructure; 2 = Water Efficiency; 3 = Energy Efficiency; 4 = Environmentally Innovative

Project Number	Elig. Cat.	Entity	Project Name	City	County	Project Description	Estimated Project Cost	Population	Green Amount	Categorical=C Business=B	Categories 1,2,3, or 4
960032D	5	Firestone, Town of		Firestone	Weld	New Regional Water Treatment Facilities; Construction or Rehabilitation of Distribution and/or Transmission Lines; Water Storage Facilities	\$10,133,250	8,900			
060019D	3	Flagler, Town of		Flagler	Kit Carson	Improvement / Expansion of Water Treatment Facility; Water Storage Facilities	\$100,000	631			
080014D	3	Florence, City of		Florence	Fremont	Improvement / Expansion of Water Treatment Facility; Connect To Existing Facility; Construction or Rehabilitation of Distribution and/or Transmission Lines; Water Storage Facilities; Water Supply Facilities; Water Meters; Source Water Protection Plan; Green Infrastructure: Water Efficiency Improvements, Energy Efficiency Improvements or Environmentally Innovative Projects	\$12,675,000	9,359	\$1,000,000	B/C	3
030021D	5	Florissant Water & Sanitation District		Florissant	Teller	Improvement / Expansion of Water Treatment Facility; Water Supply Facilities	\$250,000	220			
960201D	3	Forest Lakes Metropolitan District		Forest Lakes	La Plata	Improvement / Expansion of Water Treatment Facility; Construction or Rehabilitation of Distribution and/or Transmission Lines; Water Storage Facilities; Water Supply Facilities	\$3,500,000	1,883			
030022D	5	Forest View Acres Water District		Monument	El Paso	Improvement / Expansion of Water Treatment Facility; Construction or Rehabilitation of Distribution and/or Transmission Lines; Water Storage Facilities; Water Supply Facilities	\$4,800,000	855			
050023D	3	Fort Collins, City of		Fort Collins	Larimer	Improvement / Expansion of Water Treatment Facility; Construction or Rehabilitation of Distribution and/or Transmission Lines	\$6,664,000	134,000			
100038D	5	Fort Lupton, City of		Ft Lupton	Weld	Improvement / Expansion of Water Treatment Facility; Water Storage Facilities; Water Supply Facilities	\$3,000,000	7,100			
100039D	2	Fort Lupton, City of		Ft Lupton	Weld	Improvement / Expansion of Water Treatment Facility; Construction or Rehabilitation of Distribution and/or Transmission Lines; Green Infrastructure, Water Efficiency Improvements, Energy Efficiency Improvements or Environmentally Innovative Projects	\$1,180,000	7,100			
070008D	5	Fort Morgan, City of		Fort Morgan	Weld	Improvement / Expansion of Water Treatment Facility; Construction or Rehabilitation of Distribution and/or Transmission Lines; Water Meters	\$10,661,000	12,000			
100040D	5	Fountain Valley Authority	FVA to Security WD	Fountain	El Paso	Construction or Rehabilitation of Distribution and/or Transmission Lines	\$600,000	15,000			
040032D	4	Fountain, City of		Fountain	El Paso	New Water Treatment Facility	\$30,000,000	20,000			
100050D	5	Fountain, City of	Fountain Mesa Road Water Main Replacement Project	Fountain	El Paso	Construction or Rehabilitation of Distribution and/or Transmission Lines	\$1,000,000	20,000			
100051D	5	Fountain, City of	Fountain & Security WD Interconnect	Fountain	El Paso	Construction or Rehabilitation of Distribution and/or Transmission Lines	\$745,000	20,000			

**Appendix A
Drinking Water Revolving Fund
2011 Project Eligibility List**

Green Categories: 1 = Green Infrastructure; 2 = Water Efficiency; 3 = Energy Efficiency; 4 = Environmentally Innovative

Project Number	Elig. Cat.	Entity	Project Name	City	County	Project Description	Estimated Project Cost	Population	Green Amount	Categorical=C Business=B	Categories 1,2,3, or 4
010013D	1	Fowler, Town of	Westcamp	Fowler	Otero	Improvement / Expansion of Water Treatment Facility; Connect To Existing Facility; Construction or Rehabilitation of Distribution and/or Transmission Lines; Water Supply Facilities	\$100,000	1,700			
960038D	4	Fowler, Town of		Fowler	Otero	Improvement / Expansion of Water Treatment Facility; Water Meters	\$500,000	1,700			
980250D	5	Franktown Business Area Metropolitan District	Douglas County	Franktown	Douglas	Connect To Existing Facility; Construction or Rehabilitation of Distribution and/or Transmission Lines; Water Storage Facilities; Water Supply Facilities; Water Meters	\$6,500,000	200			
050025D	5	Fraser, Town of		Fraser	Grand	New Water Treatment Facility; Improvement / Expansion of Water Treatment Facility; Construction or Rehabilitation of Distribution and/or Transmission Lines; Water Storage Facilities; Water Supply Facilities; Green Infrastructure, Water Efficiency Improvements, Energy Efficiency Improvements or Environmentally Innovative Projects	\$8,150,000	1,000	\$125,000	B/C	3
100019D	5	Fraser, Town of		Fraser	Grand	Source Water Protection Plan Implementation	\$25,000	996			
090008D	5	Frederick, Town of		Frederick	Weld	Construction or Rehabilitation of Distribution and/or Transmission Lines	\$256,200	7,435			
090044D	3	Garden Valley Water & Sanitation District		Colorado Springs	El Paso	Water Storage Facilities	\$25,000	2,000			
100052D	5	Gardner Water & Sanitation District		Gardner	Huerfano	Improvement / Expansion of Water Treatment Facility; Construction or Rehabilitation of Distribution and/or Transmission Lines; Water Storage Facilities; Water Supply Facilities; Water Meters; Source Water Protection Plan Implementation; Green Infrastructure, Water Efficiency Improvements, Energy Efficiency Improvements or Environmentally Innovative Projects	\$610,000	158			
090025D	3	Gardner, Town of		Gardner	Huerfano	Water Storage Facilities; Water Supply Facilities	\$100,000	136			
080008D	5	Gateway Metropolitan District		Basalt	Pitkin	Construction or Rehabilitation of Distribution and/or Transmission Lines; Water Storage Facilities	\$3,119,901	418			
110007D	5	Gateway Metropolitan District		Basalt	Pitkin	Water Storage Facilities; Water Supply Facilities; Source Water Protection Plan Implementation	\$712,578	418			
030025D	1	Genesee Water & Sanitation District		Golden	Jefferson	New Water Treatment Facility; Improvement / Expansion of Water Treatment Facility; Construction or Rehabilitation of Distribution and/or Transmission Lines; Water Meters	\$4,384,000	4,010			

**Appendix A
Drinking Water Revolving Fund
2011 Project Eligibility List**

Green Categories: 1 = Green Infrastructure; 2 = Water Efficiency; 3 = Energy Efficiency; 4 = Environmentally Innovative

Project Number	Elig. Cat.	Entity	Project Name	City	County	Project Description	Estimated Project Cost	Population	Green Amount	Categorical=C Business=B	Categories 1,2,3, or 4
080018D	3	Genoa, Town of		Genoa	Lincoln	Improvement / Expansion of Water Treatment Facility; Construction or Rehabilitation of Distribution and/or Transmission Lines; Water Storage Facilities; Water Supply Facilities; Water Meters; Green Infrastructure, Water Efficiency Improvements, Energy Efficiency Improvements or Environmentally Innovative Projects	\$1,085,000	203			
100023D	5	Genoa, Town of		Genoa	Lincoln	Source Water Protection Plan Implementation	\$10,000	203			
030026D	3	Georgetown, Town of		Georgetown	Clear Creek	New Water Treatment Facility; Improvement / Expansion of Water Treatment Facility; Connect To Existing Facility; Construction or Rehabilitation of Distribution and/or Transmission Lines; Water Supply Facilities	\$1,500,000	1,080			
090123D	5	Georgetown, Town of		Georgetown	Clear Creek	Construction or Rehabilitation of Distribution and/or Transmission Lines; Water Storage Facilities; Water Meters; Source Water Protection Plan Implementation; Green Infrastructure, Water Efficiency Improvements, Energy Efficiency Improvements or Environmentally Innovative Projects	\$5,277,000	1,080			
080010D	5	Gilcrest, Town of		Gilcrest	Weld	Construction or Rehabilitation of Distribution and/or Transmission Lines; Water Storage Facilities	\$8,000,000	1,200			
090053D	5	Goodman Point Water District		Cortez	Montezuma	Construction or Rehabilitation of Distribution and/or Transmission Lines; Water Storage Facilities	\$1,260,000	75			
990021D	5	Granada, Town of		Granada	Prowers	Water Storage Facilities	\$380,000	640			
090045D	3	Granby, Town of	Moraine Park Water System	Granby	Grand	Consolidation of Water Treatment Facilities; Construction or Rehabilitation of Distribution and/or Transmission Lines	\$510,000	550			
090090D	5	Granby, Town of		Granby	Grand	New Water Treatment Facilities; Water Storage Facilities; Consolidation of Water Treatment Facilities; Improvement/Expansion of Existing WTP; Distribution/Transmission Lines Construction/Rehabilitation; Green Infrastructure, Water Efficiency Improvements, Energy Efficiency Improvements or Environmentally Innovative Projects	\$6,882,000	1,200			
090107D	5	Grand County Water & Sanitation District #1		Winter Park	Grand	Improvement / Expansion of Water Treatment Facility; Connect To Existing Facility; Construction or Rehabilitation of Distribution and/or Transmission Lines; Green Infrastructure, Water Efficiency Improvements, Energy Efficiency Improvements or Environmentally Innovative Projects	\$1,800,000	3,500			
090092D	5	Grand Junction, City of		Grand Junction	Mesa	Construction or Rehabilitation of Distribution and/or Transmission Lines	\$2,750,000	40,000			

**Appendix A
Drinking Water Revolving Fund
2011 Project Eligibility List**

Green Categories: 1 = Green Infrastructure; 2 = Water Efficiency; 3 = Energy Efficiency; 4 = Environmentally Innovative

Project Number	Elig. Cat.	Entity	Project Name	City	County	Project Description	Estimated Project Cost	Population	Green Amount	Categorical=C Business=B	Categories 1,2,3, or 4
100004D	5	Grand Junction, City of		Grand Junction	Mesa	Construction or Rehabilitation of Distribution and/or Transmission Lines; Water Storage Facilities	\$550,000	26,500			
960136D	5	Grand Junction, City of		Grand Junction	Mesa	Construction or Rehabilitation of Distribution and/or Transmission Lines; Water Storage Facilities	\$2,000,000	40,000			
090114D	5	Grand Lake, Town of		Grand Lake	Grand	New Water Treatment Facility; Consolidation of Water Treatment Facilities; Water Storage Facilities	\$1,550,000	471			
960174D	5	Grand Lake, Town of		Grand Lake	Grand	Construction or Rehabilitation of Distribution and/or Transmission Lines	\$2,010,634	471			
110008D	5	Grand Mesa Metropolitan District #1	Powderhorn Metro Dist #1	Mesa	Mesa	Improvement / Expansion of Water Treatment Facility; Construction or Rehabilitation of Distribution and/or Transmission Lines; Water Storage Facilities	\$4,000,000	1,800			
090010D	5	Grand Mesa Water Conservancy District		Cedaredge	Delta	Improvement / Expansion of Water Treatment Facility; Consolidation of Water Treatment Facilities; Connect To Existing Facility; Construction or Rehabilitation of Distribution and/or Transmission Lines; Water Supply Facilities	\$15,250,000	1,250			
110009D	5	Greatrock North Water & Sanitation District		Lakewood	Adams	New Water Treatment Facility	\$2,500,000	800			
110010D	5	Greatrock North Water & Sanitation District	Box Elder WTP	Lakewood	Adams	Water Storage Facilities	\$625,000	800			
090040D	5	Greeley, City of		Greeley	Weld	Water Storage Facilities	\$3,450,000	122,944			
090212D	5	Greeley, City of	Bellvue Project	Greeley	Weld	Improvement / Expansion of Water Treatment Facility; Construction or Rehabilitation of Distribution and/or Transmission Lines	\$7,250,000	96,540			
100056D	5	Greeley, City of	Boyd Project	Greeley	Weld	Improvement / Expansion of Water Treatment Facility	\$1,250,000	122,944			
100057D	3	Greeley, City of		Greeley	Weld	Improvement / Expansion of Water Treatment Facility; Construction or Rehabilitation of Distribution and/or Transmission Lines	\$900,000	122,944			
070013D	5	Grover, Town of		Grover	Weld	Improvement / Expansion of Water Treatment Facility; Construction or Rehabilitation of Distribution and/or Transmission Lines; Water Storage Facilities; Water Supply Facilities; Water Meters; Source Water Protection Plan Implementation	\$1,050,000	155			
010015D	2	Gunnison County	Somerset Domestic WD	Somerset	Gunnison	Improvement / Expansion of Water Treatment Facility; Construction or Rehabilitation of Distribution and/or Transmission Lines	\$465,000	520			
050027D	5	Gunnison County	Dos Rios Water	Gunnison	Gunnison	Connect To Existing Facility; Construction or Rehabilitation of Distribution and/or Transmission Lines; Water Storage Facilities	\$3,900,000	750			

**Appendix A
Drinking Water Revolving Fund
2011 Project Eligibility List**

Green Categories: 1 = Green Infrastructure; 2 = Water Efficiency; 3 = Energy Efficiency; 4 = Environmentally Innovative

Project Number	Elig. Cat.	Entity	Project Name	City	County	Project Description	Estimated Project Cost	Population	Green Amount	Categorical=C Business=B	Categories 1,2,3, or 4
990009D	4	Gunnison, City of		Gunnison	Gunnison	Improvement / Expansion of Water Treatment Facility; Construction or Rehabilitation of Distribution and/or Transmission Lines; Water Storage Facilities	\$515,100	104			
090146D	5	Gypsum, Town of		Gypsum	Eagle	Improvement / Expansion of Water Treatment Facility; Green Infrastructure, Water Efficiency Improvements, Energy Efficiency Improvements or Environmentally Innovative Projects	\$1,500,000	4,000	\$936,726	C	3
090147D	5	Gypsum, Town of		Gypsum	Eagle	Water Supply Facilities; Green Infrastructure, Water Efficiency Improvements, Energy Efficiency Improvements or Environmentally Innovative Projects	\$855,000	4,000			
990045D	4	Hamilton Creek Metropolitan District		Silverthorne	Summit	New Water Treatment Facility	\$2,000,000	300			
030028D	4	Hartman, Town of		Hartman	Prowers	New Water Treatment Facility; Improvement / Expansion of Water Treatment Facility; Water Storage Facilities	\$700,000	108			
010016D	1	Haswell, Town of		Haswell	Kiowa	Improvement / Expansion of Water Treatment Facility	\$180,000	84			
050028D	3	Haxtun, Town of		Haxtun	Phillips	Construction or Rehabilitation of Distribution and/or Transmission Lines	\$100,000	984			
090061D	5	Haxtun, Town of		Haxtun	Phillips	Improvement / Expansion of Water Treatment Facility; Water Meters	\$52,000	1,006			
960137D	5	Hayden, Town of		Hayden	Routt	Improvement / Expansion of Water Treatment Facility; Construction or Rehabilitation of Distribution and/or Transmission Lines; Water Storage Facilities	\$3,300,000	1,814			
090068D	3	Highland Lakes Water District		Divide	Teller	Water Supply Facilities	\$100,000	250			
960171D	1	Highland Lakes Water District		Divide	Teller	New Water Treatment Facility; Consolidation of Water Treatment Facilities; Construction or Rehabilitation of Distribution and/or Transmission Lines; Water Storage Facilities	\$2,950,000	1,100			
020020D	1	Hi-Land Acres Water & Sanitation District		Brighton	Adams	Construction or Rehabilitation of Distribution and/or Transmission Lines	\$700,000	352			
100042D	4	Hi-Land Acres Water & Sanitation District		Brighton	Adams	Improvement / Expansion of Water Treatment Facility; Water Storage Facilities; Water Supply Facilities; Green Infrastructure, Water Efficiency Improvements, Energy Efficiency Improvements or Environmentally Innovative Projects	\$450,000	352	\$350,000	B/C	2 & 3
110011D	5	Hi-Land Acres Water & Sanitation District		Brighton	Adams	Source Water Protection Plan Implementation	\$10,000	352			
960045D	5	Holly, Town of		Holly	Prowers	Construction or Rehabilitation of Distribution and/or Transmission Lines; Water Meters; Green Infrastructure, Water Efficiency Improvements, Energy Efficiency Improvements or Environmentally Innovative Projects	\$355,201	1,015	\$103,392	C/B	2 & 3

**Appendix A
Drinking Water Revolving Fund
2011 Project Eligibility List**

Green Categories: 1 = Green Infrastructure; 2 = Water Efficiency; 3 = Energy Efficiency; 4 = Environmentally Innovative

Project Number	Elig. Cat.	Entity	Project Name	City	County	Project Description	Estimated Project Cost	Population	Green Amount	Categorical=C Business=B	Categories 1,2,3, or 4
990023D	5	Holyoke, City of		Holyoke	Phillips	Improvement / Expansion of Water Treatment Facility; Construction or Rehabilitation of Distribution and/or Transmission Lines; Water Storage Facilities	\$1,575,000	2,261			
080005D	4	Hooper, Town of		Hooper	Alamosa	New Water Treatment Facility; Connect To Existing Facility; Construction or Rehabilitation of Distribution and/or Transmission Lines; Water Storage Facilities; Water Supply Facilities; Water Meters	\$2,000,000	125			
020032D	5	Hoover Hill Water & Sanitation District		Boulder	Boulder	Water Meters	\$100,000	265			
110012D	5	Hot Sulphur Springs, Town of		Hot Sulphur Springs	Grand	Construction or Rehabilitation of Distribution and/or Transmission Lines; Source Water Protection Plan Implementation	\$500,000	614			
960047D	1	Hot Sulphur Springs, Town of		Hot Sulphur Springs	Grand	Construction or Rehabilitation of Distribution and/or Transmission Lines; Water Storage Facilities	\$2,000,000	614			
010017D	2	Hotchkiss, Town of		Hotchkiss	Delta	New Water Treatment Facility; Improvement / Expansion of Water Treatment Facility	\$2,000,000	960			
090032D	2	Hotchkiss, Town of	High School Line Project	Hotchkiss	Delta	Construction or Rehabilitation of Distribution and/or Transmission Lines; Green Infrastructure, Water Efficiency Improvements, Energy Efficiency Improvements or Environmentally Innovative Projects	\$750,000	2,100	\$750,000	B	2 & 3
020023D	5	Hudson, Town of		Hudson	Weld	Improvement / Expansion of Water Treatment Facility	\$1,500,000	2,500			
100043D	3	Hudson, Town of		Hudson	Weld	Construction or Rehabilitation of Distribution and/or Transmission Lines; Water Supply Facilities	\$500,000	2,500			
110013D	5	Hudson, Town of		Hudson	Weld	Construction or Rehabilitation of Distribution and/or Transmission Lines; Water Meters	\$1,300,000	2,500			
010018D	5	Idaho Springs, City of		Idaho Springs	Clear Creek	Improvement / Expansion of Water Treatment Facility; Construction or Rehabilitation of Distribution and/or Transmission Lines; Water Storage Facilities; Water Meters	\$900,000	1,885			
090117D	5	Idaho Springs, City of		Idaho Springs	Clear Creek	Green Infrastructure, Water Efficiency Improvements, Energy Efficiency Improvements or Environmentally Innovative Projects.	\$200,000	1,885			
020018D	3	Idledeale Water & Sanitation District		Morrison	Jefferson	New Water Treatment Facility; Improvement / Expansion of Water Treatment Facility; Construction or Rehabilitation of Distribution and/or Transmission Lines; Water Supply Facilities; Green Infrastructure, Water Efficiency Improvements, Energy Efficiency Improvements or Environmentally Innovative Projects	\$1,800,000	300	\$150,000	C	3

**Appendix A
Drinking Water Revolving Fund
2011 Project Eligibility List**

Green Categories: 1 = Green Infrastructure; 2 = Water Efficiency; 3 = Energy Efficiency; 4 = Environmentally Innovative

Project Number	Elig. Cat.	Entity	Project Name	City	County	Project Description	Estimated Project Cost	Population	Green Amount	Categorical=C Business=B	Categories 1,2,3, or 4
960050D	5	Ignacio, Town of		Ignacio	La Plata	Construction or Rehabilitation of Distribution and/or Transmission Lines; Water Meters	\$500,000	752			
100061D	5	Iliff, Town of		Iliff	Logan	Improvement / Expansion of Water Treatment Facility; Construction or Rehabilitation of Distribution and/or Transmission Lines; Water Storage Facilities; Water Supply Facilities; Water Meters; Source Water Protection Plan Implementation; Green Infrastructure, Water Efficiency Improvements, Energy Efficiency Improvements or Environmentally Innovative Projects	\$660,000	260			
030029D	1	Indian Hills Water District		Indian Hills	Jefferson	Construction or Rehabilitation of Distribution and/or Transmission Lines; Water Storage Facilities; Water Supply Facilities	\$340,344	1,100			
090100D	2	Indian Hills Water District		Indian Hills	Jefferson	New Water Treatment Facility; Improvement / Expansion of Water Treatment Facility; Water Storage Facilities	\$375,000	1,100			
960051D	1	Jamestown, Town of		Jamestown	Boulder	New Water Treatment Facility; Improvement / Expansion of Water Treatment Facility; Construction or Rehabilitation of Distribution and/or Transmission Lines; Water Meters	\$933,500	265			
100002D	2	Jefferson County	Coal Creek K-8 School	Lakewood	Jefferson	Improvement / Expansion of Water Treatment Facility	\$100,000	160			
050029D	3	Julesburg, Town of		Julesburg	Sedgwick	Improvement / Expansion of Water Treatment Facility; Construction or Rehabilitation of Distribution and/or Transmission Lines	\$500,000	1,467			
030031D	5	Keenesburg, Town of		Keenesburg	Weld	Construction or Rehabilitation of Distribution and/or Transmission Lines; Water Storage Facilities	\$1,000,000	1,150			
030032D	5	Ken Caryl West Ranch Water District		Morrison	Jefferson	Improvement / Expansion of Water Treatment Facility; Construction or Rehabilitation of Distribution and/or Transmission Lines; Water Storage Facilities	\$300,000	110			
960208D	5	Kersey, Town of		Kersey	Weld	Construction or Rehabilitation of Distribution and/or Transmission Lines; Green Infrastructure, Water Efficiency Improvements, Energy Efficiency Improvements or Environmentally Innovative Projects	\$1,980,500	1,420	\$1,900,000	B	2
030033D	3	Kim, Town of		Kim	Las Animas	Construction or Rehabilitation of Distribution and/or Transmission Lines; Water Storage Facilities; Water Supply Facilities; Water Meters	\$815,000	76			

**Appendix A
Drinking Water Revolving Fund
2011 Project Eligibility List**

Green Categories: 1 = Green Infrastructure; 2 = Water Efficiency; 3 = Energy Efficiency; 4 = Environmentally Innovative

Project Number	Elig. Cat.	Entity	Project Name	City	County	Project Description	Estimated Project Cost	Population	Green Amount	Categorical=C Business=B	Categories 1,2,3, or 4
100062D	5	Kim, Town of		Kim	Las Animas	Improvement / Expansion of Water Treatment Facility; Construction or Rehabilitation of Distribution and/or Transmission Lines; Water Storage Facilities; Water Supply Facilities; Water Meters; Source Water Protection Plan Implementation; Green Infrastructure, Water Efficiency Improvements, Energy Efficiency Improvements or Environmentally Innovative Projects	\$590,000	76			
090129D	5	Kiowa, Town of		Kiowa	Elbert	New Water Treatment Facility; Improvement / Expansion of Water Treatment Facility; Construction or Rehabilitation of Distribution and/or Transmission Lines; Water Storage Facilities; Water Supply Facilities	\$454,000	630			
100029D	5	Kit Carson, Town of		Kit Carson	Cheyenne	Source Water Protection Plan Implementation	\$10,000	223			
960056D	2	Kit Carson, Town of		Kit Carson	Cheyenne	New Water Treatment Facility; Improvement / Expansion of Water Treatment Facility; Construction or Rehabilitation of Distribution and/or Transmission Lines; Water Storage Facilities; Water Supply Facilities; Water Meters; Green Infrastructure, Water Efficiency Improvements, Energy Efficiency Improvements or Environmentally Innovative Projects	\$1,545,000	223			
090028D	5	Kremmling, Town of		Kremmling	Grand	Source Water Protection Plan Implementation	\$250,000	1,564			
100009D	5	Kremmling, Town of		Kremmling	Grand	Improvement / Expansion of Water Treatment Facility; Water Supply Facilities	\$3,750,000	1,564			
960057D	3	Kremmling, Town of		Kremmling	Grand	Construction or Rehabilitation of Distribution and/or Transmission Lines	\$1,000,000	1,564			
100063D	3	La Jara, Town of		La Jara	Conejos	Improvement / Expansion of Water Treatment Facility; Construction or Rehabilitation of Distribution and/or Transmission Lines; Water Storage Facilities	\$1,320,000	825			
030035D	2	La Junta, City of	Eureka Water Co (1)	La Junta	Otero	Improvement / Expansion of Water Treatment Facility; Construction or Rehabilitation of Distribution and/or Transmission Lines; Water Storage Facilities	\$1,649,000	498			
090007D	3	La Junta, City of		La Junta	Otero	Water Storage Facilities	\$2,000,000	8,000			
090013D	5	La Plata Archuleta Water District		Durango	La Plata	New Water Treatment Facilities; Construction or Rehabilitation of Distribution and/or Transmission Lines; Water Storage; Water Supply Facilities; Water Meters	\$127,804,000	9,720			
100007D	1	La Plata West Water Authority	Rural Water Supply Distribution System	Durango	La Plata	New Water Treatment Facility; Consolidation of Water Treatment Facilities; Connect to Existing Facility; Construction or Rehabilitation of Distribution and/or Transmission Lines; Water Supply Facilities	\$33,000,000	3,300			

**Appendix A
Drinking Water Revolving Fund
2011 Project Eligibility List**

Green Categories: 1 = Green Infrastructure; 2 = Water Efficiency; 3 = Energy Efficiency; 4 = Environmentally Innovative

Project Number	Elig. Cat.	Entity	Project Name	City	County	Project Description	Estimated Project Cost	Population	Green Amount	Categorical=C Business=B	Categories 1,2,3, or 4
020024D	3	La Veta, Town of		La Veta	Huerfano	Improvement / Expansion of Water Treatment Facility; Construction or Rehabilitation of Distribution and/or Transmission Lines; Water Storage Facilities; Water Supply Facilities	\$3,524,000	896			
050030D	5	Lake City, Town of		Lake City	Hinsdale	Construction or Rehabilitation of Distribution and/or Transmission Lines	\$2,000,000	500			
090111D	5	Lake Creek Metropolitan Water District		Edwards	Eagle	Improvement / Expansion of Water Treatment Facility; Connect to Existing Facility; Construction or Rehabilitation of Distribution and/or Transmission Lines; Water Meters	\$2,061,000	210			
100031D	5	Lake Durango Water Authority		Durango	La Plata	Source Water Protection Plan Implementation	\$10,000	2,800			
100059D	3	Lake Durango Water Authority		Durango	La Plata	Improvement / Expansion of Water Treatment Facility; Construction or Rehabilitation of Distribution and/or Transmission Lines; Water Storage Facilities; Water Meters; Green Infrastructure, Water Efficiency Improvements, Energy Efficiency Improvements or Environmentally Innovative Projects	\$1,095,000	2,800			
100072D	3	Lakeview Estates Water District		Thornton	Adams	Improvement / Expansion of Water Treatment Facility; Connect To Existing Facility; Construction or Rehabilitation of Distribution and/or Transmission Lines; Water Supply Facilities	\$1,100,000	80			
060013D	5	Lakewood, City of		Lakewood	Jefferson	Construction or Rehabilitation of Distribution and/or Transmission Lines	\$1,600,000	4,700			
050031D	5	Lamar, City of		Lamar	Prowers	Construction or Rehabilitation of Distribution and/or Transmission Lines; Water Supply Facilities; Source Water Protection Plan Implementation	\$3,385,000	8,313			
100025D	5	Lamar, City of		Lamar	Prowers	Construction or Rehabilitation of Distribution and/or Transmission Lines	\$2,000,000	8,313			
070003D	3	Larimer County	Glacier View Meadows WS Assoc	Livermore	Larimer	Construction or Rehabilitation of Distribution and/or Transmission Lines	\$350,000	500			
090018D	5	Larimer County	Red Feather Lakes	Fort Collins	Larimer	Connect to Existing Facility; Water Supply Facilities; Construction or Rehabilitation of Distribution and/or Transmission Lines	\$1,500,000	500			
100021D	5	Larimer County	Lower Venner Ranch Assn, Upper Venner Ranch Assn, Korral Heights Property Owners Association; Little Prospect Acres Subdivision	Fort Collins	Larimer	Consolidation of Water Treatment Facilities; Connect to Existing Facility; Construction or Rehabilitation of Distribution and/or Transmission Lines; Water Storage Facilities	\$2,000,000	414			
100065D	5	Larimer County	Hondius Water Users Association	Fort Collins	Larimer	Connect to Existing Facility; Construction or Rehabilitation of Distribution and/or Transmission Lines	\$600,000	300			

**Appendix A
Drinking Water Revolving Fund
2011 Project Eligibility List**

Green Categories: 1 = Green Infrastructure; 2 = Water Efficiency; 3 = Energy Efficiency; 4 = Environmentally Innovative

Project Number	Elig. Cat.	Entity	Project Name	City	County	Project Description	Estimated Project Cost	Population	Green Amount	Categorical=C Business=B	Categories 1,2,3, or 4
960061D	2	Larkspur, Town of		Larkspur	Douglas	New Water Treatment Facility; Improvement / Expansion of Water Treatment Facility; Consolidation of Water Treatment Facilities; Construction or Rehabilitation of Distribution and/or Transmission Lines; Water Storage Facilities; Water Supply Facility	\$2,474,500	280			
050032D	5	Las Animas, City of		Las Animas	Bent	Improvement / Expansion of Water Treatment Facility; Construction or Rehabilitation of Distribution and/or Transmission Lines; Water Storage Facilities; Water Supply Facilities; Water Meters; Green Infrastructure, Water Efficiency Improvements, Energy Efficiency Improvements or Environmentally Innovative Projects	\$4,020,000	4,301	\$500,000	B	2 & 3
090060D	5	Las Animas, City of		Las Animas	Bent	Green Infrastructure, Water Efficiency Improvements, Energy Efficiency Improvements or Environmentally Innovative Projects	\$200,000	4,301			
090006D	5	Left Hand Water District	Dodd WTP	Niwot	Boulder	Improvement / Expansion of Water Treatment Facility	\$26,428,000	19,310			
050033D	5	Limon, Town of		Limon	Lincoln	Construction or Rehabilitation of Distribution and/or Transmission Lines; Water Supply	\$185,000	2,000			
090105D	5	Little Thompson Water District		Berthoud	Morgan	Construction or Rehabilitation of Distribution and/or Transmission Lines; Water Supply Facilities	\$760,000	20,000			
020004D	5	Lochbuie, Town of		Lochbuie	Weld	Improvement / Expansion of Water Treatment Facility; Water Storage Facilities	\$4,427,000	5,400			
090108D	5	Lochbuie, Town of		Lochbuie	Weld	Construction or Rehabilitation of Distribution and/or Transmission Lines	\$1,268,000	5,400			
030040D	1	Log Lane Village, Town of		Log Lane Village	Morgan	New Water Treatment Facility; Connect To Existing Facility; Improvement / Expansion of Water Treatment Facility; Water Storage Facilities	\$3,700,000	1,006			
090081D	5	Longmont, City of		Longmont	Boulder	Improvement / Expansion of Water Treatment Facility; Green Infrastructure, Water Efficiency Improvements, Energy Efficiency Improvements or Environmentally Innovative Projects	\$2,760,000	86,000			
100066D	5	Longmont, City of		Longmont	Boulder	Construction or Rehabilitation of Distribution and/or Transmission Lines	\$12,124,000	86,000			
110014D	5	Lookout Mountain Water District		Golden	Jefferson	Connect to Existing Facility; Water Meters; Source Water Protection Plan Implementation	\$260,000	1,300			
100026D	5	Louviers Water & Sanitation District		Louviers	Douglas	New Water Treatment Facility; Construction or Rehabilitation of Distribution and/or Transmission Lines; Water Storage Facilities; Water Supply Facilities	\$4,865,000	248			
060014D	5	Loveland, City of		Loveland	Larimer	Improvement / Expansion of Water Treatment Facility; Construction or Rehabilitation of Distribution and/or Transmission Lines; Water Storage Facilities	\$16,500,000	63,000			

**Appendix A
Drinking Water Revolving Fund
2011 Project Eligibility List**

Green Categories: 1 = Green Infrastructure; 2 = Water Efficiency; 3 = Energy Efficiency; 4 = Environmentally Innovative

Project Number	Elig. Cat.	Entity	Project Name	City	County	Project Description	Estimated Project Cost	Population	Green Amount	Categorical=C Business=B	Categories 1,2,3, or 4
090149D	5	Loveland, City of		Loveland	Larimer	Improvement / Expansion of Existing Water Treatment Plant; Construction or Rehabilitation of Distribution and/or Transmission Lines; Water Storage Facilities; Green Infrastructure, Water Efficiency Improvements, Energy Efficiency Improvements or Environmentally Innovative Projects	\$550,000	63,000			
090113D	5	Lyons, Town of		Lyons	Boulder	Construction or Rehabilitation of Distribution and/or Transmission Lines	\$245,000	1,895			
100071D	3	Manassa, Town of		Manassa	Conejos	Improvement / Expansion of Water Treatment Facility; Construction or Rehabilitation of Distribution and/or Transmission Lines; Water Supply Facilities; Water Meters	\$350,000	1,029			
000011D	5	Mancos, Town of		Mancos	Montezuma	Improvement / Expansion of Water Treatment Facility; Construction or Rehabilitation of Distribution and/or Transmission Lines; Water Storage Facilities; Source Water Protection Plan Implementation	\$850,000	1,250			
090051D	5	Mancos, Town of		Mancos	Montezuma	Water Meters	\$350,000	1,300			
050034D	3	Manitou Springs, City of		Manitou Springs	El Paso	Improvement / Expansion of Water Treatment Facility; Construction or Rehabilitation of Distribution and/or Transmission Lines; Water Storage Facilities; Water Supply Facilities	\$8,763,000	4,980			
020005D	5	Meeker, Town of		Meeker	Rio Blanco	Construction or Rehabilitation of Distribution and/or Transmission Lines; Water Storage Facilities	\$950,000	2,500			
090033D	2	Merino, Town of		Merino	Logan	New Water Treatment Facility; Improvement / Expansion of Water Treatment Facility; Water Storage Facilities; Water Meters;	\$1,500,000	285			
960214D	4	Mesa Cortina Water & Sanitation District		Silverthorne	Summit	New Water Treatment Facility; Construction or Rehabilitation of Distribution and/or Transmission Lines; Water Supply Facilities	\$950,000	500			
090015D	5	Mesa County	Gateway	Grand Junction	Mesa	Connect To Existing Facility; Construction or Rehabilitation of Distribution and/or Transmission Lines	\$1,000,000	151			
010024D	5	Mesa Water & Sanitation District		Mesa	Mesa	Construction or Rehabilitation of Distribution and/or Transmission Lines; Water Meters	\$400,000	220			
090057D	5	Mid Valley Metropolitan District		Basalt	Eagle	Improvement / Expansion of Water Treatment Facility; Water Storage Facilities; Water Supply Facilities	\$440,000	3,400			
050035D	5	Milliken, Town of		Milliken	Weld	Improvement / Expansion of Water Treatment Facility; Construction or Rehabilitation of Distribution and/or Transmission Lines; Water Storage Facilities; Water Meters	\$4,180,000	6,000			
090083D	2	Minturn, Town of		Minturn	Eagle	New Water Treatment Facility; Improvement / Expansion of Water Treatment Facility; Construction or Rehabilitation of Distribution and/or Transmission Lines	\$5,000,000	1,200			

**Appendix A
Drinking Water Revolving Fund
2011 Project Eligibility List**

Green Categories: 1 = Green Infrastructure; 2 = Water Efficiency; 3 = Energy Efficiency; 4 = Environmentally Innovative

Project Number	Elig. Cat.	Entity	Project Name	City	County	Project Description	Estimated Project Cost	Population	Green Amount	Categorical=C Business=B	Categories 1,2,3, or 4
080019D	5	Moffat, Town of		Moffat	Saguache	New Water Treatment Facility; Connect To Existing Facility; Construction or Rehabilitation of Distribution and/or Transmission Lines; Water Storage Facilities; Water Supply Facilities	\$3,500,000	120			
050036D	5	Monte Vista, City of		Monte Vista	Rio Grande	Construction or Rehabilitation of Distribution and/or Transmission Lines; Water Storage Facilities	\$2,500,000	4,700			
090069D	1	Monte Vista, City of		Monte Vista	Rio Grande	Construction or Rehabilitation of Distribution and/or Transmission Lines	\$1,705,000	4,700			
960071D	5	Montezuma, Town of		Montezuma	Summit	New Water Treatment Facility; Connect to Existing Facility; Construction or Rehabilitation of Distribution and/or Transmission Lines; Water Storage Facilities; Water Supply Facilities; Water Meters	\$3,015,000	85			
100006D	5	Montrose, City of		Montrose	Montrose	Improvement / Expansion of Water Treatment Facility; Construction or Rehabilitation of Distribution and/or Transmission Lines; Water Storage Facilities	\$2,000,000	16,070			
030042D	5	Monument, Town of		Monument	El Paso	Improvement / Expansion of Water Treatment Facility; Consolidation of Water Treatment Facilities; Construction or Rehabilitation of Distribution and/or Transmission Lines; Water Storage Facilities; Water Supply Facilities	\$3,325,000	1,900			
100067D	5	Monument, Town of	Lewis Palmer School District 38	Monument	El Paso	Construction or Rehabilitation of Distribution and/or Transmission Lines; Green Infrastructure, Water Efficiency Improvements, Energy Efficiency Improvements or Environmentally Innovative Projects	\$195,000	2,230			
960073D	5	Morgan County Quality Water District		Fort Morgan	Morgan	New Water Treatment Facility; Construction or Rehabilitation of Distribution and/or Transmission Lines; Water Storage Facilities	\$15,450,000	2,500			
050037D	3	Morrison Creek Metropolitan Water & Sanitation District		Stagecoach	Routt	Improvement / Expansion of Water Treatment Facility; Construction or Rehabilitation of Distribution and/or Transmission Lines; Water Storage Facilities; Water Meters	\$4,000,000	800			
090074D	5	Morrison Creek Metropolitan Water & Sanitation District		Oak Creek	Routt	Water Storage Facilities; Water Supply Facilities	\$1,750,000	800			
960074D	3	Morrison, Town of		Morrison	Jefferson	New Water Treatment Facility; Connect to Existing Facility; Improvement / Expansion of Water Treatment Facility; Construction or Rehabilitation of Distribution and/or Transmission Lines	\$3,000,000	400			
090016D	5	Mount Crested Butte Water & Sanitation District	Meridan Lake Park	Mount Crested Butte	Gunnison	Water Storage Facilities	\$1,500,000	400			
960075D	4	Mount Crested Butte Water & Sanitation District		Mt Crested Butte	Gunnison	Improvement / Expansion of Water Treatment Facility; Water Storage Facilities	\$6,725,000	6,000			
090124D	5	Mount Werner Water & Sanitation District		Steamboat Springs	Routt	Water Storage Facilities	\$1,500,000	5,000			

**Appendix A
Drinking Water Revolving Fund
2011 Project Eligibility List**

Green Categories: 1 = Green Infrastructure; 2 = Water Efficiency; 3 = Energy Efficiency; 4 = Environmentally Innovative

Project Number	Elig. Cat.	Entity	Project Name	City	County	Project Description	Estimated Project Cost	Population	Green Amount	Categorical=C Business=B	Categories 1,2,3, or 4
080015D	3	Mountain View Village Water & Sanitation District		Leadville	Lake	New Water Treatment Facility; Improvement / Expansion of Water Treatment Facility; Consolidation of Water Treatment Facilities; Connect To Existing Facility; Construction or Rehabilitation of Distribution and/or Transmission Lines; Water Storage Facilities	\$1,650,000	1,000			
040015D	2	Mountain Water & Sanitation District		Conifer	Jefferson	New Water Treatment Facility; Construction or Rehabilitation of Distribution and/or Transmission Lines	\$1,000,000	900			
010025D	5	Munn's Addition Water & Sanitation District		Brush	Morgan	Consolidation of Water Treatment Facilities; Water Supply Facilities	\$500,000	80			
070011D	4	Naturita, Town of		Naturita	Montrose	Construction or Rehabilitation of Distribution and/or Transmission Lines: Water Storage Facilities	\$1,096,000	635			
060027D	3	Nederland, Town of		Nederland	Boulder	New Water Treatment Facility; Improvement / Expansion of Water Treatment Plant	\$2,800,000	1,438			
090087D	5	Nederland, Town of		Nederland	Boulder	Construction or Rehabilitation of Distribution and/or Transmission Lines; Water Meters	\$460,000	1,650			
090001D	3	New Castle, Town of		New Castle	Garfield	Improvement / Expansion of Water Treatment Facility	\$8,300,000	3,148			
090063D	5	New Castle, Town of		New Castle	Garfield	Construction or Rehabilitation of Distribution and/or Transmission Lines; Green Infrastructure, Water Efficiency Improvements, Energy Efficiency Improvements or Environmentally Innovative Projects	\$850,000	3,800			
090104D	5	North Lincoln Water & Sanitation District		Denver	Adams	Construction or Rehabilitation of Distribution and/or Transmission Lines	\$400,000	700			
960078D	3	North Shore Water & Sanitation District		Granby	Grand	Improvement / Expansion of Water Treatment Facility; Water Storage Facilities	\$850,000	280			
030043D	5	Northern Douglas County Water & Sanitation District	McArthur Ranch Inclusion	Littleton	Douglas	Consolidation of Water Treatment Facilities; Connect To Existing Facility; Construction or Rehabilitation of Distribution and/or Transmission Lines	\$2,100,000	230			
040016D	5	Northern Douglas County Water & Sanitation District	Chatfield East Estates Inclusion	Littleton	Douglas	Consolidation of Water Treatment Facilities; Connect To Existing Facility; Construction or Rehabilitation of Distribution and/or Transmission Lines	\$3,100,000	400			
100068D	5	Northglenn, City of	Low Zone Tank Project	Northglenn	Adams	Water Storage Facilities	\$525,000	35,827			
100069D	5	Northglenn, City of		Northglenn	Adams	Improvement / Expansion of Water Treatment Facility	\$4,457,000	35,827			
100073D	5	Northglenn, City of	High Zone Tank Project	Northglenn	Adams	Water Storage Facilities	\$3,250,000	35,827			
090048D	2	Norwood Water Commission		Norwood	San Miguel	Improvement / Expansion of Water Treatment Facility; Construction or Rehabilitation of Distribution and/or Transmission Lines; Water Storage Facilities; Green Infrastructure: Water Efficiency Improvements, Energy Efficiency Improvements or Environmentally Innovative Projects	\$7,652,400	1,500	\$208,583	B	2

**Appendix A
Drinking Water Revolving Fund
2011 Project Eligibility List**

Green Categories: 1 = Green Infrastructure; 2 = Water Efficiency; 3 = Energy Efficiency; 4 = Environmentally Innovative

Project Number	Elig. Cat.	Entity	Project Name	City	County	Project Description	Estimated Project Cost	Population	Green Amount	Categorical=C Business=B	Categories 1,2,3, or 4
960080D	2	Norwood, Town of	Norwood Water Commission	Norwood	San Miguel	Improvement / Expansion of Water Treatment Facility; Construction or Rehabilitation of Distribution and/or Transmission Lines; Water Storage Facilities; Water Meters	\$1,101,100	1,500			
110015D	5	Nucla, Town of		Nucla	Montrose	Construction or Rehabilitation of Distribution and/or Transmission Lines; Water Meters	\$2,500,000	740			
100013D	5	Nunn, Town of		Nunn	Weld	Construction or Rehabilitation of Distribution and/or Transmission Lines; Water Storage Facilities; Water Meters	\$2,700,000	520			
960082D	5	Oak Creek, Town of		Oak Creek	Routt	Construction or Rehabilitation of Distribution and/or Transmission Lines; Water Storage Facilities; Water Meters	\$2,900,000	900			
080016D	5	Oak Meadows Water Authority		Glenwood Springs	Garfield	Improvement / Expansion of Existing Water Treatment Facility; Construction or Rehabilitation of Distribution and/or Transmission Lines; Water Storage Facilities; Water Supply Facilities	\$1,300,000	70			
090009D	5	Olathe, Town of		Olathe	Montrose	Construction or Rehabilitation of Distribution and/or Transmission Lines; Water Meters	\$600,000	1,650			
100018D	5	Olde Stage Water District		Boulder	Boulder	Water Storage Facilities	\$150,000	250			
100008D	5	Olney Springs, Town of		Olney Springs	Crowley	Improvement / Expansion of Water Treatment Facility; Construction or Rehabilitation of Distribution and/or Transmission Lines; Water Meters; Green Infrastructure, Water Efficiency Improvements, Energy Efficiency Improvements or Environmentally Innovative Projects	\$155,000	389			
030044D	5	Ophir, Town of		Ophir	San Miguel	New Regional Water Treatment Facilities; Consolidation of Water Treatment Facilities; Improvement / Expansion of Water Treatment Facility; Construction or Rehabilitation of Distribution and/or Transmission Lines; Water Storage Facilities; Water Supply Facilities; Water Meters	\$929,485	175			
960085D	2	Orchard City, Town of		Orchard City	Delta	Improvement / Expansion of Water Treatment Facility; Construction or Rehabilitation of Distribution and/or Transmission Lines; Water Storage Facilities	\$9,000,000	3,100			
030045D 030045D-2	5	Ordway, Town of		Ordway	Crowley	New Water Treatment Facility; Improvement / Expansion of Water Treatment Facility; Construction or Rehabilitation of Distribution and/or Transmission Lines; Water Storage Facilities; Water Supply Facilities; Water Meters; Source Water Protection Plan Implementation; Green Infrastructure, Water Efficiency Improvements, Energy Efficiency Improvements or Environmentally Innovative Projects	\$4,415,000	1,144			

**Appendix A
Drinking Water Revolving Fund
2011 Project Eligibility List**

Green Categories: 1 = Green Infrastructure; 2 = Water Efficiency; 3 = Energy Efficiency; 4 = Environmentally Innovative

Project Number	Elig. Cat.	Entity	Project Name	City	County	Project Description	Estimated Project Cost	Population	Green Amount	Categorical=C Business=B	Categories 1,2,3, or 4
070001D	2	Otero County	South Swink Water Co.	Swink	Otero	New Water Treatment Facility; Improvement / Expansion of Water Treatment Facility; Consolidation of Water Treatment Facilities; Water Storage Facilities	\$1,000,000	600			
070007D	2	Otero County	Valley Water Company	Manzanola	Otero	Improvement / Expansion of Water Treatment Facility; Consolidation of Water Treatment Facilities	\$200,000	270			
030051D	5	Ouray, City of		Ouray	Ouray	Construction or Rehabilitation of Distribution and/or Transmission Lines; Water Storage Facilities	\$1,000,000	813			
050038D	5	Ovid, Town of		Ovid	Sedgwick	Construction or Rehabilitation of Distribution and/or Transmission Lines; Water Supply Facilities; Green Infrastructure, Water Efficiency Improvements, Energy Efficiency Improvements or Environmentally Innovative Projects	\$958,550	330	\$50,000	C	2
090011D	2	Pagosa Area Water & Sanitation District		Pagosa Springs	Archuleta	Improvement / Expansion of Water Treatment Facility; Consolidation of Water Treatment Facilities; Construction or Rehabilitation of Distribution and/or Transmission Lines; Water Meters	\$25,899,500	10,000			
100033D	5	Pagosa Area Water & Sanitation District		Pagosa Springs	Archuleta	Source Water Protection Plan Implementation	\$10,000	10,000			
100076D	5	Pagosa Area Water & Sanitation District		Pagosa Springs	Archuleta	Improvement / Expansion of Water Treatment Facility; Construction or Rehabilitation of Distribution and/or Transmission Lines	\$17,536,850	10,000			
960087D	5	Pagosa Area Water & Sanitation District	Hatcher Water Treatment Plant	Pagosa Springs	Archuleta	Improvement / Expansion of Water Treatment Facility; Construction or Rehabilitation of Distribution and/or Transmission Lines; Water Storage Facilities; Water Supply Facilities; Water Meters	\$7,000,000	17,730			
030052D	4	Paint Brush Hills Metropolitan District		Falcon	El Paso	New Water Treatment Facility; Improvement / Expansion of Water Treatment Facility; Construction or Rehabilitation of Distribution and/or Transmission Lines; Water Storage Facilities; Water Supply Facilities; Water Meters	\$7,160,000	2,800			
100037D	5	Paint Brush Hills Metropolitan District		Falcon	El Paso	Source Water Protection Plan Implementation	\$10,000	2,800			
040022D	5	Palisade, Town of		Palisade	Mesa	Construction or Rehabilitation of Distribution and/or Transmission Lines	\$350,000	3,000			
090062D	5	Palisade, Town of		Palisade	Mesa	Green Infrastructure, Water Efficiency Improvements, Energy Efficiency Improvements or Environmentally Innovative Projects	\$543,000	3,000	\$543,000	C	3
010028D	3	Palmer Lake, Town of		Palmer Lake	El Paso	New Water Treatment Facility; Construction or Rehabilitation of Distribution and/or Transmission Lines; Water Storage Facilities	\$1,300,000	2,330			

**Appendix A
Drinking Water Revolving Fund
2011 Project Eligibility List**

Green Categories: 1 = Green Infrastructure; 2 = Water Efficiency; 3 = Energy Efficiency; 4 = Environmentally Innovative

Project Number	Elig. Cat.	Entity	Project Name	City	County	Project Description	Estimated Project Cost	Population	Green Amount	Categorical=C Business=B	Categories 1,2,3, or 4
000015D	2	Paonia, Town of		Paonia	Delta	New Water Treatment Facility; Improvement / Expansion of Water Treatment Facility; Water Storage Facilities; Green Infrastructure, Water Efficiency Improvements, Energy Efficiency Improvements or Environmentally Innovative Projects	\$4,540,000	2,200	\$340,000	C	3
090014D	5	Paonia, Town of		Paonia	Delta	Water Storage Facilities	\$2,500,000	1,534			
110002D	5	Paonia, Town of		Paonia	Delta	Source Water Protection Plan Implementation	\$10,000	1,600			
030053D	5	Parachute, Town of		Parachute	Garfield	Construction or Rehabilitation of Distribution and/or Transmission Lines; Water Meters	\$512,000	1,360			
100077D	5	Park Forest Water District		Colorado Springs	El Paso	New Water Treatment Facility; Construction or Rehabilitation of Distribution and/or Transmission Lines; Water Storage Facilities; Water Supply Facilities; Water Meters; Source Water Protection Plan Implementation	\$4,100,000	1,000			
090034D	5	Parker Water & Sanitation District		Parker	Douglas	New Water Treatment Facility; Improvement / Expansion of Water Treatment Facility; Construction or Rehabilitation of Distribution and/or Transmission Lines; Water Storage Facilities; Water Supply Facilities; Green Infrastructure, Water Efficiency Improvements, Energy Efficiency Improvements or Environmentally Innovative Projects	\$50,700,000	41,000	\$10,700,000	B/C	3
010033D	5	Parkville Water District		Leadville	Lake	Water Supply Facilities	\$750,000	8,000			
090091D	5	Parkville Water District		Leadville	Lake	Construction or Rehabilitation of Distribution and/or Transmission Lines	\$1,830,500	6,000			
100078D	5	Peetz, Town of		Peetz	Logan	Improvement / Expansion of Water Treatment Facility; Construction or Rehabilitation of Distribution and/or Transmission Lines; Water Storage Facilities; Water Supply Facilities; Water Meters; Source Water Protection Plan Implementation; Green Infrastructure, Water Efficiency Improvements, Energy Efficiency Improvements or Environmentally Innovative Projects	\$660,000	248			
110016D	5	Penrose Water District		Penrose	Fremont	Source Water Protection Plan Implementation	\$20,000	3,280			
960092D	4	Penrose Water District		Penrose	Fremont	Improvement / Expansion of Water Treatment Facility; Construction or Rehabilitation of Distribution and/or Transmission Lines; Water Storage Facilities; Water Supply Facilities; Water Meters; Green Infrastructure, Water Efficiency Improvements, Energy Efficiency Improvements or Environmentally Innovative Projects	\$3,170,000	3,280			
090076D	3	Perry Park Water & Sanitation District		Larkspur	Douglas	Improvement / Expansion of Water Treatment Facility	\$2,000,000	3,315			

**Appendix A
Drinking Water Revolving Fund
2011 Project Eligibility List**

Green Categories: 1 = Green Infrastructure; 2 = Water Efficiency; 3 = Energy Efficiency; 4 = Environmentally Innovative

Project Number	Elig. Cat.	Entity	Project Name	City	County	Project Description	Estimated Project Cost	Population	Green Amount	Categorical=C Business=B	Categories 1,2,3, or 4
960219D	5	Perry Park Water & Sanitation District		Larkspur	Douglas	Water Storage Facilities; Water Supply Facilities	\$1,500,000	3,315			
010030D	3	Phillips County	Amherst Unincorp Area	Amherst	Phillips	New Water Treatment Facility; Construction or Rehabilitation of Distribution and/or Transmission Lines; Water Storage Facilities; Water Supply Facilities	\$250,000	200			
070002D	5	Pierce, Town of		Pierce	Weld	New Water Treatment Facility; Improvement / Expansion of Water Treatment Facility	\$300,000	884			
990035D	5	Pine Drive Water District		Beulah	Pueblo	Improvement / Expansion of Water Treatment Facility	\$23,600	350			
960093D	2	Pinewood Springs Water District		Pinewood Springs	Larimer	Improvement / Expansion of Water Treatment Facility; Construction or Rehabilitation of Distribution and/or Transmission Lines; Water Meters	\$2,275,000	1,000			
010031D	5	Pioneer Lookout Water District		Monument	El Paso	Construction or Rehabilitation of Distribution and/or Transmission Lines; Water Storage Facilities, Water Supply Facilities	\$45,000	100			
960094D	5	Platteville, Town of		Platteville	Weld	Improvement / Expansion of Water Treatment Facility; Construction or Rehabilitation of Distribution and/or Transmission Lines; Water Storage Facilities; Water Supply Facilities	\$2,200,000	2,500			
050039D	5	Poncha Springs, Town of		Poncha Springs	Chaffee	New Water Treatment Facility; Connection to Existing Water Treatment Plant; Construction or Rehabilitation of Distribution and/or Transmission Lines; Water Storage Facilities; Water Supply Facilities	\$2,900,000	650			
050040D	3	Powderhorn #1 Metropolitan District		Mesa	Mesa	Improvement / Expansion of Water Treatment Facility; Construction or Rehabilitation of Distribution and/or Transmission Lines; Water Storage Facilities	\$4,000,000	1,800			
020035D	3	Prowers County	May Valley Water Assoc	Wiley	Prowers	New Water Treatment Facility; Improvement / Expansion of Water Treatment Facility; Construction or Rehabilitation of Distribution and/or Transmission Lines; Water Storage Facilities	\$16,300,000	1,500			
010050D	4	Pueblo West Metropolitan District		Pueblo West	Pueblo	Construction or Rehabilitation of Distribution and/or Transmission Lines	\$3,500,000	4,500			
050042D	5	PV Water and Sanitation Metropolitan District		Greeley	Weld	New Regional Water Treatment Facilities; Consolidation of Water Treatment Facilities; Construction or Rehabilitation of Distribution and/or Transmission Lines; Water Storage Facilities; Water Supply Facilities	\$8,000,000	10,000			
960225D	3	Rainbow Valley Water District		Woodland Park	Teller	Improvement / Expansion of Water Treatment Facility; Construction or Rehabilitation of Distribution and/or Transmission Lines; Water Storage Facilities	\$100,000	130			

**Appendix A
Drinking Water Revolving Fund
2011 Project Eligibility List**

Green Categories: 1 = Green Infrastructure; 2 = Water Efficiency; 3 = Energy Efficiency; 4 = Environmentally Innovative

Project Number	Elig. Cat.	Entity	Project Name	City	County	Project Description	Estimated Project Cost	Population	Green Amount	Categorical=C Business=B	Categories 1,2,3, or 4
060012D	5	Ralston Valley Water & Sanitation District		Arvada	Jefferson	Construction or Rehabilitation of Distribution and/or Transmission Lines; Water Meters	\$100,000	1,625			
020006D	5	Rangely, Town of		Rangely	Rio Blanco	Construction or Rehabilitation of Distribution and/or Transmission Lines	\$1,000,000	2,100			
090052D	1	Rangely, Town of		Rangely	Rio Blanco	Improvement / Expansion of Water Treatment Facility; Water Supply Facilities; Green Infrastructure, Water Efficiency Improvements, Energy Efficiency Improvements or Environmentally Innovative Projects	\$350,000	2,100			
050043D	2	Raymer, Town of		Raymer	Weld	Improvement / Expansion of Water Treatment Facility	\$300,000	73			
040024D	3	Red Rock Valley Estates Water District		Colorado Springs	El Paso	New Water Treatment Facility; Improvement / Expansion of Water Treatment Facility; Connect To Existing Facility; Construction or Rehabilitation of Distribution and/or Transmission Lines; Water Storage Facilities; Water Supply Facilities; Water Meters; Green Infrastructure, Water Efficiency Improvements, Energy Efficiency Improvements or Environmentally Innovative Projects	\$560,000	175			
100046D	5	Red Rock Valley Estates Water District		Colorado Springs	El Paso	Source Water Protection Plan Implementation	\$10,000	175			
060022D	4	Redstone Water & Sanitation District		Redstone	Pitkin	Improvement / Expansion of Water Treatment Facility	\$100,000	300			
050044D	5	Resource Colorado Water & Sanitation Metropolitan District		Adams or Weld Co	Weld	New Regional Water Treatment Facilities; Consolidation of Water Treatment Facilities; Construction or Rehabilitation of Distribution and/or Transmission Lines; Water Storage Facilities; Water Supply Facilities	\$40,000,000	10,000			
090150D	5	Resource Colorado Water & Sanitation Metropolitan District	2050 Green Prairie Program Rangeview MD	Lakewood	Weld	New Water Treatment Facilities; Construction or Rehabilitation of Distribution and/or Transmission Lines; Water Storage Facilities; Green Infrastructure, Water Efficiency Improvements, Energy Efficiency Improvements or Environmentally Innovative Projects	\$65,600,000	70,000			
960098D	1	Rico, Town of		Rico	Dolores	New Water Treatment Facility; Improvement / Expansion of Water Treatment Facility; Construction or Rehabilitation of Distribution and/or Transmission Lines; Water Storage Facilities; Water Supply Facilities	\$2,000,000	400			
960099D	3	Ridgewood Water District		Woodland Park	Teller	Consolidation of Water Treatment Facilities; Construction or Rehabilitation of Distribution and/or Transmission Lines; Water Supply Facilities	\$975,000	200			
040025D	4	Ridgway, Town of		Ridgway	Ouray	Construction or Rehabilitation of Distribution and/or Transmission Lines; Water Storage Facilities	\$650,000	1,036			

**Appendix A
Drinking Water Revolving Fund
2011 Project Eligibility List**

Green Categories: 1 = Green Infrastructure; 2 = Water Efficiency; 3 = Energy Efficiency; 4 = Environmentally Innovative

Project Number	Elig. Cat.	Entity	Project Name	City	County	Project Description	Estimated Project Cost	Population	Green Amount	Categorical=C Business=B	Categories 1,2,3, or 4
090031D	5	Ridgway, Town of		Ridgway	Ouray	Water Storage Facilities; Green Infrastructure, Water Efficiency Improvements, Energy Efficiency Improvements or Environmentally Innovative Projects; Green Infrastructure, Water Efficiency Improvements, Energy Efficiency Improvements or Environmentally Innovative Projects	\$700,000	1,036	\$100,000	C	3
020007D	3	Rifle, City of		Rifle	Garfield	New Water Treatment Facility; Construction or Rehabilitation of Distribution and/or Transmission Lines	\$30,000,000	9,500			
090003D	5	Rockvale, Town of		Rockvale	Fremont	Improvement / Expansion of Water Treatment Facility; Construction or Rehabilitation of Distribution and/or Transmission Lines; Water Storage Facilities; Water Supply Facilities; Water Meters; Green Infrastructure, Water Efficiency Improvements, Energy Efficiency Improvements or Environmentally Innovative Projects	\$1,120,000	432			
090101D	5	Rockvale, Town of		Rockvale	Fremont	Water Storage Facilities	\$174,733	432			
100047D	5	Rockvale, Town of		Rockvale	Fremont	Source Water Protection Plan Implementation	\$10,000	432			
960227D	5	Rocky Ford, City of		Rocky Ford	Otero	Improvement / Expansion of Water Treatment Facility; Construction or Rehabilitation of Distribution and/or Transmission Lines; Green Infrastructure, Water Efficiency Improvements, Energy Efficiency Improvements or Environmentally Innovative Projects	\$2,050,000	4,213	\$2,139,975	B	2 & 3
020028D	5	Round Mountain Water & Sanitation District		Westcliffe	Custer	New Water Treatment Facility; Improvement / Expansion of Water Treatment Facility; Construction or Rehabilitation of Distribution and/or Transmission Lines; Water Storage Facilities; Water Supply Facilities; Water Meters	\$2,000,000	1,069			
100079D	5	Routt County	Community of Phippsburg	Steamboat Springs	Routt	Construction or Rehabilitation of Distribution and/or Transmission Lines	\$200,000	250			
960160D	5	Routt County	Hahn's Peak	Steamboat Springs	Routt	New Water Treatment Facility	\$2,000,000	200			
960164D	5	Roxborough Park Metropolitan District		Littleton	Douglas / Jefferson	Consolidation of Water Treatment Facilities; Construction or Rehabilitation of Distribution and/or Transmission Lines	\$1,530,000	8,900			
090097D	5	Ruedi Shores Metropolitan District		Glenwood Springs	Eagle	Construction or Rehabilitation of Distribution and/or Transmission Lines; Water Storage Facilities; Water Supply Facilities; Water Meters	\$2,682,000	180			
100048D	5	Rye, Town of		Rye	Pueblo	Source Water Protection Plan Implementation	\$10,000	202			
100080D	1	Rye, Town of		Rye	Pueblo	Construction or Rehabilitation of Distribution and/or Transmission Lines; Water Storage Facilities; Water Supply Facilities	\$2,050,000	202			
960102D	1	Rye, Town of		Rye	Pueblo	Improvement / Expansion of Water Treatment Facility; Water Meters	\$1,100,000	202			

**Appendix A
Drinking Water Revolving Fund
2011 Project Eligibility List**

Green Categories: 1 = Green Infrastructure; 2 = Water Efficiency; 3 = Energy Efficiency; 4 = Environmentally Innovative

Project Number	Elig. Cat.	Entity	Project Name	City	County	Project Description	Estimated Project Cost	Population	Green Amount	Categorical=C Business=B	Categories 1,2,3, or 4
090067D	5	Saguache, Town of		Saguache	Saguache	Green Infrastructure, Water Efficiency Improvements, Energy Efficiency Improvements or Environmentally Innovative Projects	\$60,000	578			
960142D	3	Saguache, Town of		Saguache	Saguache	Construction or Rehabilitation of Distribution and/or Transmission Lines; Water Storage Facilities	\$200,000	578			
990039D	3	Salida, City of		Salida	Chaffee	Improvement / Expansion of Water Treatment Facility; Construction or Rehabilitation of Distribution and/or Transmission Lines; Water Storage Facilities; Water Meters; Green Infrastructure, Water Efficiency Improvements, Energy Efficiency Improvements or Environmentally Innovative Projects	\$7,100,000	5,400	\$545,000	B	2
040026D	3	San Juan River Village Metropolitan District		Pagosa Springs	Archuleta	Improvement / Expansion of Water Treatment Facility	\$550,000	500			
100081D	5	San Juan River Village Metropolitan District		Pagosa Springs	Archuleta	Construction or Rehabilitation of Distribution and/or Transmission Lines; Water Storage Facilities; Water Supply Facilities; Water Meters	\$495,000	500			
030059D	4	San Luis Water & Sanitation District		Chama	Costilla	Improvement / Expansion of Water Treatment Facility; Water Supply Facilities; Water Meters	\$700,000	739			
960104D	5	Sanford, Town of		Sanford	Conejos	Construction or Rehabilitation of Distribution and/or Transmission Lines; Water Supply Facilities	\$250,000	783			
030060D	4	Sawpit, Town of		Sawpit	San Miguel	Construction or Rehabilitation of Distribution and/or Transmission Lines; Water Storage Facilities; Water Meters	\$247,825	45			
090109D	5	Security Water District	Southern Deliver System Project	Colorado Springs	El Paso	Construction or Rehabilitation of Distribution and/or Transmission Lines; Water Supply Facilities	\$16,554,000	18,000			
100082D	5	Security Water District	Widefield Aquifer Recharge Project	Colorado Springs	El Paso	Water Supply Facilities; Green Infrastructure, Water Efficiency Improvements, Energy Efficiency Improvements or Environmentally Innovative Projects	\$5,284,000	18,000			
090134D	3	Sedalia Water & Sanitation District		Sedalia	Douglas	New Water Treatment Facilities	\$750,000	220			
960105D	5	Sedalia Water & Sanitation District		Sedalia	Douglas	Improvement of Water Treatment Facility; Construction or Rehabilitation of Distribution and/or Transmission Lines; Water Storage Facilities	\$2,525,000	220			
040027D	3	Sedgwick, Town of		Sedgwick	Sedgwick	Improvement / Expansion of Water Treatment Facility; Consolidation of Water Treatment Facilities; Construction or Rehabilitation of Distribution and/or Transmission Lines; Water Storage Facilities; Water Supply Facilities; Water Meters	\$769,000	183			
100011D	3	Sedgwick, Town of		Sedgwick	Sedgwick	Construction or Rehabilitation of Distribution and/or Transmission Lines	\$820,000	183			
000017D	3	Seibert, Town of		Seibert	Kit Carson	Construction or Rehabilitation of Distribution and/or Transmission Lines; Water Supply Facilities	\$500,000	194			

**Appendix A
Drinking Water Revolving Fund
2011 Project Eligibility List**

Green Categories: 1 = Green Infrastructure; 2 = Water Efficiency; 3 = Energy Efficiency; 4 = Environmentally Innovative

Project Number	Elig. Cat.	Entity	Project Name	City	County	Project Description	Estimated Project Cost	Population	Green Amount	Categorical=C Business=B	Categories 1,2,3, or 4
100083D	3	Seibert, Town of		Seibert	Kit Carson	Improvement / Expansion of Water Treatment Facility; Construction or Rehabilitation of Distribution and/or Transmission Lines; Water Storage Facilities; Water Supply Facilities; Water Meters; Source Water Protection Plan Implementation; Green Infrastructure, Water Efficiency Improvements, Energy Efficiency Improvements or Environmentally Innovative Projects	\$520,000	197			
030061D	5	Severance, Town of		Severance	Weld	Construction or Rehabilitation of Distribution and/or Transmission Lines; Water Storage Facilities	\$929,000	1,050			
070009D	5	Sheridan, City of	Oxford to Union SID	Sheridan	Arapahoe	Construction or Rehabilitation of Distribution and/or Transmission Lines; Connect to Existing Facility	\$1,107,000	5,250			
020008D	5	Silt, Town of		Silt	Garfield	Improvement / Expansion of Water Treatment Facility; Construction or Rehabilitation of Distribution and/or Transmission Lines; Water Storage Facilities	\$2,600,000	2,600			
050075D	5	Silver Heights Water & Sanitation District		Castle Rock	Douglas	Construction or Rehabilitation of Distribution and/or Transmission Lines; Water Supply Facilities	\$2,600,000	350			
100049D	5	Silver Plume, Town of		Silver Plume	Clear Creek	Source Water Protection Plan Implementation	\$10,000	200			
960107D	1	Silver Plume, Town of		Silver Plume	Clear Creek	Improvement / Expansion of Water Treatment Facility; Construction or Rehabilitation of Distribution and/or Transmission Lines; Water Storage Facilities; Water Supply Facilities; Water Meters; Green Infrastructure, Water Efficiency Improvements, Energy Efficiency Improvements or Environmentally Innovative Projects	\$350,000	200			
990041D	5	Silverton, Town of		Silverton	San Juan	New Water Treatment Facility	\$3,000,000	550			
040028D	1	Simla, Town of		Simla	Elbert	Improvement / Expansion of Water Treatment Facility	\$100,000	550			
090079D	5	Somerset Domestic Waterworks District		Somerset	Gunnison	Water Meters	\$16,500	100			
030062D	5	South Adams County Water & Sanitation District		Commerce City	Adams	Water Storage Facilities	\$2,000,000	47,000			
090137D	5	South Adams County Water & Sanitation District	Emergency Power Supply	Commerce City	Adams	Improvement / Expansion of Water Treatment Facility	\$215,500	65,000			
090138D	5	South Adams County Water & Sanitation District	Water Line Extension	Commerce City	Adams	Construction or Rehabilitation of Distribution and/or Transmission Lines	\$300,000	65,000			
090139D	5	South Adams County Water & Sanitation District	Chlorine Analyzers	Commerce City	Adams	Improvement / Expansion of Water Treatment Facility	\$140,000	65,000			
030063D	5	South Fork Water & Sanitation District		South Fork	Rio Grande	New Water Treatment Facility; Construction or Rehabilitation of Distribution and/or Transmission Lines; Water Supply Facilities	\$14,000,000	1,000			

**Appendix A
Drinking Water Revolving Fund
2011 Project Eligibility List**

Green Categories: 1 = Green Infrastructure; 2 = Water Efficiency; 3 = Energy Efficiency; 4 = Environmentally Innovative

Project Number	Elig. Cat.	Entity	Project Name	City	County	Project Description	Estimated Project Cost	Population	Green Amount	Categorical=C Business=B	Categories 1,2,3, or 4
100016D	5	South Fork, Town of	South Fork Water Authority	South Fork	Rio Grande	New Water Treatment Facility; Connection to a New or Existing Water Treatment Plant; Construction or Rehabilitation of Distribution and/or Transmission Lines; Water Storage Facilities; Water Supply Facilities; Water Meters; Source Water Protection	\$13,885,918	667			
090211D	3	Southgate Water District	Willow Creek HOA	Englewood	Arapahoe	Construction or Rehabilitation of Distribution and/or Transmission Lines; Water Meters	\$500,000	365			
050046D	1	Springfield, Town of		Springfield	Baca	Water Supply Facilities	\$300,000	1,600			
960145D	5	St Charles Mesa Water District	Blende, Vineland, Avondale, Pueblo	Pueblo	Pueblo	Construction or Rehabilitation of Distribution and/or Transmission Lines; Water Storage Facilities; Water Supply Facilities; Water Meters; Source Water Protection Plan; Green Infrastructure, Water Efficiency Improvements, Energy Efficiency Improvements or Environmentally Innovative Projects	\$3,210,000	10,418	\$100,000	C	2
090103D	5	St Mary's Glacier Water & Sanitation District		Denver	Clear Creek	Construction or Rehabilitation of Distribution and/or Transmission Lines; Water Supply Facilities; Green Infrastructure, Water Efficiency Improvements, Energy Efficiency Improvements or Environmentally Innovative Projects	\$800,000	210	\$650,000	C/B	2 & 3
030064D	4	Steamboat Lake Water & Sanitation District		Clark	Routt	Construction or Rehabilitation of Distribution and/or Transmission Lines; Water Storage Facilities; Water Supply Facilities	\$500,000	300			
110017D	5	Steamboat Springs, City of		Steamboat Springs	Routt	Construction or Rehabilitation of Distribution and/or Transmission Lines; Water Storage Facilities	\$3,150,000	6,000			
960156D	2	Sterling, City of		Sterling	Logan	New Water Treatment Facilities; Construction or Rehabilitation of Distribution and/or Transmission Lines; Water Storage Facilities	\$29,000,000	13,500			
050047D	5	Stonegate Village Metropolitan District		Parker	Douglas	Consolidation of Water Treatment Facilities; Construction or Rehabilitation of Distribution and/or Transmission Lines; Water Storage Facilities; Water Supply Facilities	\$31,500,000	8,000			
090127D	5	Strasburg Water & Sanitation District		Strasburg	Arapahoe	Improvement / Expansion of Water Treatment Facility; Water Storage Facilities; Water Supply Facilities	\$2,400,000	2,500			
980244D	5	Stratmoor Hills Water District		Colorado Springs	El Paso	New Regional Water Treatment Facilities; Construction or Rehabilitation of Distribution and/or Transmission Lines; Water Supply Facilities; Water Meters	\$797,374	6,300			
050048D	5	Stratton, Town of		Stratton	Kit Carson	Improvement / Expansion of Water Treatment Facility; Construction or Rehabilitation of Distribution and/or Transmission Lines; Water Storage Facilities; Water Supply Facilities	\$1,000,000	630			

**Appendix A
Drinking Water Revolving Fund
2011 Project Eligibility List**

Green Categories: 1 = Green Infrastructure; 2 = Water Efficiency; 3 = Energy Efficiency; 4 = Environmentally Innovative

Project Number	Elig. Cat.	Entity	Project Name	City	County	Project Description	Estimated Project Cost	Population	Green Amount	Categorical=C Business=B	Categories 1,2,3, or 4
960230D	5	Summit Ridge Water District		Mancos	Montezuma	Construction or Rehabilitation of Distribution and/or Transmission Lines; Water Storage Facilities; Water Supply Facilities	\$400,000	1,400			
090004D	3	Sunset Metropolitan District		Colorado Springs	El Paso	New Water Treatment Facility; Construction or Rehabilitation of Distribution and/or Transmission Lines; Water Storage Facilities; Water Supply Facilities; Water Meters; Green Infrastructure, Water Efficiency Improvements, Energy Efficiency Improvements or Environmentally Innovative Projects	\$2,500,000	177			
090022D	2	Swink, Town of		Swink	Otero	New Water Treatment Facility; Improvement / Expansion of Water Treatment Facility; Construction or Rehabilitation of Distribution and/or Transmission Lines; Water Storage Facilities; Water Supply Facilities; Water Meters; Green Infrastructure, Water Efficiency Improvements, Energy Efficiency Improvements or Environmentally Innovative Projects	\$380,000	705			
100053D	5	Swink, Town of		Swink	Otero	Source Water Protection Plan Implementation	\$10,000	705			
050049D	3	Tabernash Meadows Water & Sanitation District	Pole Creek Subdivision	Tabernash	Grand	Improvement / Expansion of Water Treatment Facility; Connect To Existing Facility; Construction or Rehabilitation of Distribution and/or Transmission Lines; Water Storage Facilities	\$1,000,000	350			
040030D	5	Teller County Water & Sanitation District #1		Woodland Park	Teller	Improvement / Expansion of Water Treatment Facility; Consolidation of Water Treatment Facilities; Construction or Rehabilitation of Distribution and/or Transmission Lines; Water Storage Facilities; Green Infrastructure, Water Efficiency Improvements, Energy Efficiency Improvements or Environmentally Innovative Projects	\$1,718,000	672	\$90,000	C	2
010036D	5	Telluride, Town of		Telluride	San Miguel	New Water Treatment Facility; Construction or Rehabilitation of Distribution and/or Transmission Lines	\$12,500,000	2,500			
080017D	3	Thornton, City of		Thornton	Adams	Improvement / Expansion of Water Treatment Facility; Water Supply Facilities	\$10,800,000	132,000			
020010D	5	Thunderbird Water & Sanitation District		Sedalia	Douglas	Consolidation of Water Treatment Facilities; Construction or Rehabilitation of Distribution and/or Transmission Lines; Water Supply Facilities	\$720,000	475			
100022D	5	Thunderbird Water & Sanitation District		Sedalia	Douglas	Water Storage Facilities; Water Supply Facilities; Water Meters	\$573,000	475			
080001D	2	Timbers Water & Sanitation District		Steamboat Springs	Routt	New Water Treatment Facility; Improvement / Expansion of Water Treatment Facility; Consolidation of Water Treatment Facilities	\$742,000	150			

**Appendix A
Drinking Water Revolving Fund
2011 Project Eligibility List**

Green Categories: 1 = Green Infrastructure; 2 = Water Efficiency; 3 = Energy Efficiency; 4 = Environmentally Innovative

Project Number	Elig. Cat.	Entity	Project Name	City	County	Project Description	Estimated Project Cost	Population	Green Amount	Categorical=C Business=B	Categories 1,2,3, or 4
110018D	5	Timbers Water & Sanitation District		Steamboat Springs	Routt	Water Storage Facilities; Water Supply Facilities; Water Meters; Green Infrastructure, Water Efficiency Improvements, Energy Efficiency Improvements or Environmentally Innovative Projects	\$300,000	150			
100086D	5	Traer Creek Metropolitan District		Lakewood	Eagle	Water Storage Facilities	\$10,890,000	8,448			
090043D	3	Tree Haus Metropolitan District		Steamboat Springs	Routt	Improvement / Expansion of Water Treatment Facility; Water Supply Facilities	\$1,850,000	300			
100054D	5	Tree Haus Metropolitan District		Steamboat Springs	Routt	Source Water Protection Plan Implementation	\$10,000	300			
100087D	5	Tree Haus Metropolitan District		Steamboat Springs	Routt	Water Meters	\$100,000	300			
070005D	5	Tri-County Water Conservancy District	Ridgway Reservoir Water Treatment Plant	Ridgway	Ouray	New Regional Water Treatment Facilities; Consolidation of Water Treatment Facilities; Construction or Rehabilitation of Distribution and/or Transmission Lines; Water Storage Facilities	\$9,900,000	17,000			
090110D	5	Tri-County Water Conservancy District	La Salle Road Pipeline Replacement	Montrose	Montezuma	Construction or Rehabilitation of Distribution and/or Transmission Lines	\$7,454,000	18,000			
990046D	4	Trinidad, City of		Trinidad	Las Animas	Improvement / Expansion of Water Treatment Facility; Construction or Rehabilitation of Distribution and/or Transmission Lines; Water Storage Facilities	\$17,800,000	9,254			
050050D	2	Turkey Canon Ranch Water District		Colorado Springs	El Paso	New Water Treatment Facility; Improvement / Expansion of Water Treatment Facility	\$500,000	100			
040031D	2	Two Buttes, Town of		Two Buttes	Baca	New Water Treatment Facility; Improvement / Expansion of Water Treatment Facility; Construction or Rehabilitation of Distribution and/or Transmission Lines; Water Storage Facilities; Water Supply Facilities; Water Meters; Green Infrastructure, Water Efficiency Improvements, Energy Efficiency Improvements or Environmentally Innovative Projects	\$1,370,000	62	\$89,967	C	2
100055D	5	Two Buttes, Town of		Two Buttes	Baca	Source Water Protection Plan Implementation	\$10,000	62			
090145D	5	Two Rivers Metropolitan District		Glenwood Springs	Eagle	Construction or Rehabilitation of Distribution and/or Transmission Lines; Water Supply Facilities; Water Meters	\$27,000	325			
050051D	5	Upper Eagle Regional Water Authority		Avon, Edwards	Eagle	Improvement / Expansion of Water Treatment Facility; Construction or Rehabilitation of Distribution and/or Transmission Lines; Water Storage Facilities; Water Supply Facilities	\$9,180,000	32,500			
090026D	5	Victor, City of	Bull Hill	Victor	Teller	Improvement / Expansion of Water Treatment Facility; Construction or Rehabilitation of Distribution and/or Transmission Lines; Water Storage Facilities; Water Meters; Source Water Protection Plan Implementation	\$500,000	434			

**Appendix A
Drinking Water Revolving Fund
2011 Project Eligibility List**

Green Categories: 1 = Green Infrastructure; 2 = Water Efficiency; 3 = Energy Efficiency; 4 = Environmentally Innovative

Project Number	Elig. Cat.	Entity	Project Name	City	County	Project Description	Estimated Project Cost	Population	Green Amount	Categorical=C Business=B	Categories 1,2,3, or 4
090036D	2	Vilas, Town of		Vilas	Baca	New Water Treatment Facility; Improvement / Expansion of Water Treatment Facility; Construction or Rehabilitation of Distribution and/or Transmission Lines; Water Storage Facilities; Water Supply Facilities; Water Meters; Green Infrastructure, Water Efficiency Improvements, Energy Efficiency Improvements or Environmentally Innovative Projects	\$380,000	103	\$200,000	B	3
100058D	5	Vilas, Town of		Vilas	Baca	Source Water Protection Plan Implementation	\$10,000	103			
060023D	3	Vona, Town of		Vona	Kit Carson	Improvement / Expansion of Water Treatment Facility; Construction or Rehabilitation of Distribution and/or Transmission Lines; Water Storage Facilities; Water Supply Facilities; Water Meters; Green Infrastructure, Water Efficiency Improvements, Energy Efficiency Improvements or Environmentally Innovative Projects	\$1,500,000	111			
100060D	5	Vona, Town of		Vona	Kit Carson	Source Water Protection Plan Implementation	\$10,000	87			
090148D	5	W/J Metropolitan District		Woody Creek	Pitkin	Water Supply Facilities; Green Infrastructure, Water Efficiency Improvements, Energy Efficiency Improvements or Environmentally Innovative Projects	\$73,962	250			
960115D	3	Walden, Town of		Walden	Jackson	Improvement / Expansion of Water Treatment Facility; Water Storage Facilities; Green Infrastructure, Water Efficiency Improvements, Energy Efficiency Improvements or Environmentally Innovative Projects	\$1,900,000	734	\$150,000	B	4
050053D	1	Walsenburg, City of		Walsenburg	Huerfano	Construction or Rehabilitation of Distribution and/or Transmission Lines	\$2,200,000	3,600			
090066D	1	Walsenburg, City of		Walsenburg	Huerfano	Water Storage Facilities	\$2,000,000	3,600			
060026D	4	Washington County	Woodlin R-104 School District	Woodrow	Washington	Improvement / Expansion of Water Treatment Facility	\$624,125	200			
050054D	5	Watkins, Town of	Prairie View Property Owners Association	Watkins	Adams	Construction or Rehabilitation of Distribution and/or Transmission Lines; Water Storage Facilities; Water Supply Facilities; Water Meters; Source Water Protection Plan Implementation; Green Infrastructure, Water Efficiency Improvements, Energy Efficiency Improvements or Environmentally Innovative Projects	\$525,000	175			
090130D	5	Weld County	Aristocrat Ranchette Water	Ft. Lupton	Weld	Construction or Rehabilitation of Distribution and/or Transmission Lines; Water Storage Facilities; Water Meters	\$1,590,000	1,600			
060017D	3	Wellington, Town of		Wellington	Larimer	Improvement / Expansion of Water Treatment Facility	\$2,500,000	6,500			

**Appendix A
Drinking Water Revolving Fund
2011 Project Eligibility List**

Green Categories: 1 = Green Infrastructure; 2 = Water Efficiency; 3 = Energy Efficiency; 4 = Environmentally Innovative

Project Number	Elig. Cat.	Entity	Project Name	City	County	Project Description	Estimated Project Cost	Population	Green Amount	Categorical=C Business=B	Categories 1,2,3, or 4
090075D	1	Wellington, Town of		Wellington	Larimer	Improvement / Expansion of Water Treatment Facility; Construction or Rehabilitation of Distribution and/or Transmission Lines; Water Supply Facilities	\$5,678,641	6,500			
030068D	5	West Fort Collins Water District		Fort Collins	Larimer	Construction or Rehabilitation of Distribution and/or Transmission Lines; Water Storage Facilities	\$5,000,000	4,000			
960231D	3	Westcreek Lakes Water District		Sedalia	Douglas	Improvement / Expansion of Water Treatment Facility; Water Storage Facilities; Water Supply Facilities	\$100,000	150			
050055D	3	Westminster, City of		Westminster	Adams	Improvement / Expansion of Water Treatment Facility; Construction or Rehabilitation of Distribution and/or Transmission Lines; Water Storage Facilities	\$26,500,000	156,000			
090118D	5	Westminster, City of	Semper Water Treatment Facility	Westminster	Adams	Improvement / Expansion of Water Treatment Facility	\$3,945,000	156,000			
090119D	5	Westminster, City of	Gregory Hill and Kershaw Pump Stations	Westminster	Adams	Construction or Rehabilitation of Distribution and/or Transmission Lines	\$700,000	156,000			
090120D	5	Westminster, City of	PRV Rehabilitation	Westminster	Adams	Construction or Rehabilitation of Distribution and/or Transmission Lines	\$175,000	156,000			
090121D	5	Westminster, City of	Northwest Water Treatment Facility	Westminster	Adams	Improvement / Expansion of Water Treatment Facility	\$3,000,000	156,000			
090122D	5	Westminster, City of	Rebate Funding	Westminster	Adams	Green Infrastructure, Water Efficiency Improvements, Energy Efficiency Improvements or Environmentally Innovative Projects.	\$100,000	156,000			
100088D	5	Westminster, City of		Westminster	Adams	Construction or Rehabilitation of Distribution and/or Transmission Lines	\$5,250,000	156,000			
990048D	3	Westwood Lakes Water District		Woodland Park	Teller	Construction or Rehabilitation of Distribution and/or Transmission Lines	\$650,000	378			
060025D	5	Widefield Water & Sanitation District		Colorado Springs	El Paso	Construction or Rehabilitation of Distribution and/or Transmission Lines; Water Storage Facilities; Water Supply Facilities	\$3,075,000	18,230			
100091D	5	Widefield Water & Sanitation District		Colorado Springs	El Paso	Construction or Rehabilitation of Distribution and/or Transmission Lines; Water Supply Facilities	\$2,950,000	18,230			
050056D	1	Wiggins, Town of		Wiggins	Morgan	New Water Treatment Facilities; Construction or Rehabilitation of Distribution and/or Transmission Lines; Water Storage Facilities; Water Supply Facilities	\$4,000,000	973			
090056D	1	Wiggins, Town of		Wiggins	Morgan	New Water Treatment Facility; Construction or Rehabilitation of Distribution and/or Transmission Lines; Water Storage Facilities; Water Supply Facilities	\$5,824,600	975			
090035D	2	Wiley, Town of		Wiley	Prowers	Improvement / Expansion of Water Treatment Facility; Water Supply Facilities	\$400,000	461			

**Appendix A
Drinking Water Revolving Fund
2011 Project Eligibility List**

Green Categories: 1 = Green Infrastructure; 2 = Water Efficiency; 3 = Energy Efficiency; 4 = Environmentally Innovative

Project Number	Elig. Cat.	Entity	Project Name	City	County	Project Description	Estimated Project Cost	Population	Green Amount	Categorical=C Business=B	Categories 1,2,3, or 4
020015D	5	Williamsburg, Town of		Williamsburg	Fremont	Construction or Rehabilitation of Distribution and/or Transmission Lines; Water Supply Facilities; Water Meters; Green Infrastructure, Water Efficiency Improvements, Energy Efficiency Improvements or Environmentally Innovative Projects	\$1,000,000	714	\$153,764	B	2
050057D	5	Will-O-Wisp Metropolitan District		Bailey	Park	Construction or Rehabilitation of Distribution and/or Transmission Lines; Water Storage Facilities; Water Meters	\$48,000	320			
990049D	5	Wilson Mesa Metropolitan District	Wilson Mesa Ranch	Telluride	San Miguel	Construction or Rehabilitation of Distribution and/or Transmission Lines; Water Storage Facilities	\$155,000	150			
110019D	5	Windsor, Town of		Windsor	Weld	Water Storage Facilities	\$3,000,000	12,500			
020030D	5	Winter Park Water & Sanitation District		Winter Park	Grand	Improvement / Expansion of Water Treatment Facility; Construction or Rehabilitation of Distribution and/or Transmission Lines; Water Storage Facilities; Water Supply Facilities; Water Meters	\$1,927,700	6,000			
100092D	5	Woodmen Hills Metropolitan District		Falcon	El Paso	Improvement / Expansion of Water Treatment Facility; Water Storage Facilities; Water Supply Facilities	\$2,800,000	6,725			
020038D	5	Woodmoor #1 Water & Sanitation District		Monument	El Paso	Improvement / Expansion of Water Treatment Facility; Water Supply Facilities; Water Meters	\$2,100,000	7,500			
050058D	5	Wray, City of		Wray	Yuma	Connect To Existing Facility; Improvement / Expansion of Water Treatment Facility; Construction or Rehabilitation of Distribution and/or Transmission Lines; Water Storage Facilities	\$2,240,000	2,287			
960238D	5	Yampa, Town of		Yampa	Routt	Water Storage Facilities	\$1,500,000	519			
030069D	5	Yuma, City of		Yuma	Yuma	Construction or Rehabilitation of Distribution and/or Transmission Lines; Water Storage Facilities	\$1,620,000	3,379			
090064D	4	Yuma, City of		Yuma	Yuma	Improvement / Expansion of Water Treatment Facility	\$4,500,000	3,379			
Total:							\$1,968,783,693		\$30,059,607		

**APPENDIX B
Drinking Water Revolving Fund
FY 2010 Project Priority / Fundable List**

Green Categories: 1 = Green Infrastructure; 2 = Water Efficiency; 3 = Energy Efficiency; 4 = Environmentally Innovative

Project No	Elig Cat	Pts	Facility	County	PWS ID#	Pop	Estimated Project Cost	Actual Loan Amount	DAC	Expected/ Actual Loan Date	Term (Yrs)	Loan Type	Interest Rate	Green Amount	Categorical=C Business=B	Categories 1,2,3, or 4	Problem Description	Project Description	A R R A
020020D	1	75	Hi-Land Acres Water & Sanitation District	Adams	CO0101075	350	\$1,200,000	\$1,200,000	N	9/2/09	N/A	D	PF					Construction or Rehabilitation of Distribution and/or Transmission Lines	Y
960047D	1	70	Hot Sulphur Springs, Town of	Grand	125352	534	\$2,000,000	\$3,300,000	N	9/2/09	20	D	PF-0%					Construction or Rehabilitation of Distribution and/or Transmission Lines; Water Storage Facilities	Y
960102D	1	60	Rye, Town of	Pueblo	151700	202	\$1,040,000	\$1,040,000	Y	8/22/08	30	D	1.75%				System is on a mandatory boil order for inadequately treating Cryptosporidium and Giardia; excess lead concentrations, iron concentrations, radium levels, as well as having various treatment systems without permits rendering those systems unusable.	Improvement / Expansion of Water Treatment Facility; Water Meters	
050053D	1	50	Walsenburg, City of	Huerfano	128900	3600	\$2,500,000		Y	3/1/11							There are 28 water service connections that receive untreated water.	Construction or Rehabilitation of Distribution and/or Transmission Lines	
040003D	1	25	Brighton, City of	Adams	101025	29,000	\$8,900,000	\$1,044,000	N	9/17/09	N/A	D	PF					Improvement / Expansion of Water Treatment Facility; Construction or Rehabilitation of Distribution and/or Transmission Lines; Water Storage Facilities; Water Supply Facilities	Y
960061D	2	80	Larkspur, Town of	Douglas	118030	280	\$2,474,500		N	6/2010							Exceeding MCL for radium.	New Water Treatment Facility; Improvement / Expansion of Water Treatment Facility; Consolidation of Water Treatment Facilities; Construction or Rehabilitation of Distribution and/or Transmission Lines; Water Storage Facilities; Water Supply Facility	
040031D	2	60	Two Buttes, Town of	Baca	105700	61	\$1,291,500		Y	11/1/10				\$ 89,967	C	2	Upgrade the water treatment system for removal of radionuclides and disinfection.	New Water Treatment Facility; Improvement / Expansion of Water Treatment Facility; Construction or Rehabilitation of Distribution and/or Transmission Lines; Water Storage Facilities; Water Supply Facilities; Water Meters; Green Infrastructure, Water Efficiency Improvements, Energy Efficiency Improvements or Environmentally Innovative Projects	
960056D	2	60	Kit Carson, Town of	Cheyenne	0109011	223	\$1,545,000	\$392,000	Y	9/3/09	N/A	D	PF				Aging system and decreasing reliability of equipment will require numerous rehabilitation and replacement efforts.	New Water Treatment Facility; Improvement / Expansion of Water Treatment Facility; Construction or Rehabilitation of Distribution and/or Transmission Lines; Water Storage Facilities; Water Supply Facilities; Water Meters; Green Infrastructure, Water Efficiency Improvements, Energy Efficiency Improvements or Environmentally Innovative Projects	Y
960056D (2nd Loan)	2	60	Kit Carson, Town of	Cheyenne	0109011	223	\$1,545,000		Y	9/1/10							Aging system and decreasing reliability of equipment will require numerous rehabilitation and replacement efforts.	New Water Treatment Facility; Improvement / Expansion of Water Treatment Facility; Construction or Rehabilitation of Distribution and/or Transmission Lines; Water Storage Facilities; Water Supply Facilities; Water Meters; Green Infrastructure, Water Efficiency Improvements, Energy Efficiency Improvements or Environmentally Innovative Projects	

* Projects will remain on the Project Eligibility List until the project is complete
 DAC=Disadvantaged Community
 Y=Yes, N=No
 PF = Principal Forgiveness

**APPENDIX B
Drinking Water Revolving Fund
FY 2010 Project Priority / Fundable List**

Green Categories: 1 = Green Infrastructure; 2 = Water Efficiency; 3 = Energy Efficiency; 4 = Environmentally Innovative

Project No	Elig Cat	Pts	Facility	County	PWS ID#	Pop	Estimated Project Cost	Actual Loan Amount	DAC	Expected/ Actual Loan Date	Term (Yrs)	Loan Type	Interest Rate	Green Amount	Categorical=C Business =B	Categories 1,2,3, or 4	Problem Description	Project Description	A R R A
090022D	2	55	Swink, Town of	Otero	CO0145720	672	\$633,000		Y	11/1/10							Exceeding MCL for radium.	New Water Treatment Facility; Improvement / Expansion of Water Treatment Facility; Construction or Rehabilitation of Distribution and/or Transmission Lines; Water Storage Facilities; Water Supply Facilities; Water Meters; Green Infrastructure, Water Efficiency Improvements, Energy Efficiency Improvements or Environmentally Innovative Projects	
960156D	2	50	Sterling, Town of	Logan	138045	13500	\$ 29,000,000		N	12/1/10								New Water Treatment Facilities; Construction or Rehabilitation of Distribution and/or Transmission Lines; Water Storage Facilities	
000015D	2	35	Paonia, Town of	Delta	115601	1,534	\$1,000,000	\$448,200	Y	11/5/08	20	D	1.75%				Water treatment system's bag filtration technology out of compliance with primary drinking water regulations.	New Water Treatment Facility; Improvement / Expansion of Water Treatment Facility; Water Storage Facilities; Green Infrastructure, Water Efficiency Improvements, Energy Efficiency Improvements or Environmentally Innovative Projects	
000015D (2nd Loan)	2	35	Paonia, Town of	Delta	115601	2,200	\$1,000,000		Y	10/15/10								New Water Treatment Facility; Improvement / Expansion of Water Treatment Facility; Water Storage Facilities; Green Infrastructure, Water Efficiency Improvements, Energy Efficiency Improvements or Environmentally Innovative Projects	
960085D	2	30	Orchard City, Town of	Delta	115588	3,100	\$4,300,000	\$2,000,000	Y	7/28/10	N/A	D	PF				Due to age and corrosion, segments within the 7.5 mile long pipeline have experienced breaks and leaks on a regular basis.	Improvement / Expansion of Water Treatment Facility; Construction or Rehabilitation of Distribution and/or Transmission Lines; Water Storage Facilities	
010017D	2	30	Hotchkiss, Town of	Delta	0115352	960	\$2,000,000	\$925,000	Y	4/23/2008	20	D	0.0%				Inadequate treatment capacity due to more stringent turbidity regulations.	New Water Treatment Facility; Improvement / Expansion of Water Treatment Facility	
090032D (2nd Loan)	2	30	Hotchkiss, Town of	Delta	0115352	960	\$800,000	\$775,000	Y	7/30/10	N/A	D	PF	\$ 750,000	B	2 & 3	Currently water pressure in vicinity of the Hotchkiss High School and North Fork Recreation District are marginal at best with the potential for unsafe drops in pressure when water demands are very high. This could lead to a backflow situation.	Construction or Rehabilitation of Distribution and/or Transmission Lines; Green Infrastructure, Water Efficiency Improvements, Energy Efficiency Improvements or Environmentally Innovative Projects	
090043D	3	70	Tree Haus Metropolitan District	Routt	CO0154755	300	\$1,080,000		N	10/15/10								Improvement / Expansion of Water Treatment Facility; Water Supply Facilities	
100083D	3	67	Seibert, Town of	Kit Carson	0132015	197	\$520,000	\$1,719,500	Y	8/26/09	N/A	D	PF				Replacement, rehabilitation, modifications and improvements to numerous infrastructure components due to age and design life.	Improvement / Expansion of Water Treatment Facility; Construction or Rehabilitation of Distribution and/or Transmission Lines; Water Storage Facilities; Water Supply Facilities; Water Meters; Source Water Protection Plan Implementation; Green Infrastructure, Water Efficiency Improvements, Energy Efficiency Improvements or Environmentally Innovative Projects	Y

* Projects will remain on the Project Eligibility List until the project is complete
 DAC=Disadvantaged Community
 Y=Yes, N=No
 PF = Principal Forgiveness

APPENDIX B
Drinking Water Revolving Fund
FY 2010 Project Priority / Fundable List

Green Categories: 1 = Green Infrastructure; 2 = Water Efficiency; 3 = Energy Efficiency; 4 = Environmentally Innovative

Project No	Elig Cat	Pts	Facility	County	PWS ID#	Pop	Estimated Project Cost	Actual Loan Amount	DAC	Expected/ Actual Loan Date	Term (Yrs)	Loan Type	Interest Rate	Green Amount	Categorical=C Business=B	Categories 1,2,3, or 4	Problem Description	Project Description	A R R A
960098D	3	60	Rico, Town of	Dolores	117700	250	\$1,429,000		Y	3/1/10							During times of high demand, drought conditions, and/or times of high turbidity in Silver Creek; this source cannot be relied upon to provide adequate quantity or quality of water.	New Water Treatment Facility; Improvement / Expansion of Water Treatment Facility; Construction or Rehabilitation of Distribution and/or Transmission Lines; Water Storage Facilities; Water Supply Facilities	
050017D	3	60	Creede, City of	Mineral	140500	424	\$2,100,000	\$1,250,000	Y	4/15/09	30	D	1.75%				Water distribution system suffering from leakage due to freezing and aging materials.	Improvement / Expansion of Water Treatment Facility; Construction or Rehabilitation of Distribution and/or Transmission Lines	
100001D	3	55	Cheyenne Wells, Town of	Cheyenne	CO0109006	945	\$7,620,000	\$1,732,517	Y	9/2/09	N/A	D	PF				Distribution improvements to meet customer demands, improve water efficiency throughout the community and to meet fire flows. Distribution lines have met their useful life and are prone to leaking, elevated head losses, and thus causing interruptions to business and residential customers resulting in service interruptions. The Town has experienced elevated nitrate levels at one of its larger water sources.	New Water Treatment Facility; Connect to Existing Facility; Construction or Rehabilitation of Distribution and/or Transmission Lines; Water Storage Facilities; Water Supply Facilities; Water Meters; Source Water Protection Plan Implementation; Green Infrastructure, Water Efficiency Improvements, Energy Efficiency Improvements or Environmentally Innovative Projects	Y
960057D	3	50	Kremmling, Town of	Grand	125455	1,600	\$1,000,000	\$2,000,000	Y	8/28/09	N/A	D	PF					Construction or Rehabilitation of Distribution and/or Transmission Lines	Y
030026D	3	40	Georgetown, Town of	Clear Creek	110015	1,080	\$1,500,000	\$3,340,000	N	9/22/09	20	D	PF-0%					New Water Treatment Facility; Improvement / Expansion of Water Treatment Facility; Connect To Existing Facility; Construction or Rehabilitation of Distribution and/or Transmission Lines; Water Supply Facilities	Y
030026D (2nd Loan)	3	40	Georgetown, Town of	Clear Creek	110015	1,080	\$1,500,000		N	10/1/10								New Water Treatment Facility; Improvement / Expansion of Water Treatment Facility; Connect To Existing Facility; Construction or Rehabilitation of Distribution and/or Transmission Lines; Water Supply Facilities	
010028D	3	35	Palmer Lake, Town of	El Paso	121575	2,300	\$1,894,090	\$1,862,552	N	7/22/09	20	D	2.0%					New Water Treatment Facility; Construction or Rehabilitation of Distribution and/or Transmission Lines; Water Storage Facilities	
050034D	3	35	Manitou Springs, City of	El Paso	121450	4,980	\$8,763,000	\$880,749	N	9/29/09	20	D	PF-0%				Raw water storage; Raw diversion & transmission improvements; treatment plant and distribution improvements and new fire hydrants	Improvement / Expansion of Water Treatment Facility; Construction or Rehabilitation of Distribution and/or Transmission Lines; Water Storage Facilities; Water Supply Facilities	Y
060027D	3	35	Nederland, Town of	Boulder	107538	1,438	\$2,500,000	\$2,500,000	N	6/15/09	20	L	2.0%				Plant has design limiting factors and turbidity issues during spring runoff.	New Water Treatment Facility; Improvement / Expansion of Water Treatment Plant	
080014D	3	30	Florence, City of	Fremont	122500	3,795	\$3,300,000	\$3,025,390	N	10/7/09	20	D	0.0%					Improvement / Expansion of Water Treatment Facility; Connect To Existing Facility; Construction or Rehabilitation of Distribution and/or Transmission Lines; Water Storage Facilities; Water Supply Facilities; Water Meters; Source Water Protection Plan; Green Infrastructure; Water Efficiency Improvements, Energy Efficiency Improvements or Environmentally Innovative Projects	Y

* Projects will remain on the Project Eligibility List until the project is complete
 DAC=Disadvantaged Community
 Y=Yes, N=No
 PF = Principal Forgiveness

**APPENDIX B
Drinking Water Revolving Fund
FY 2010 Project Priority / Fundable List**

Green Categories: 1 = Green Infrastructure; 2 = Water Efficiency; 3 = Energy Efficiency; 4 = Environmentally Innovative

Project No	Elig Cat	Pts	Facility	County	PWS ID#	Pop	Estimated Project Cost	Actual Loan Amount	DAC	Expected/ Actual Loan Date	Term (Yrs)	Loan Type	Interest Rate	Green Amount	Categorical=C Business=B	Categories 1,2,3, or 4	Problem Description	Project Description	A R R A
100071D	3	25	Manassa, Town of	Conejos	CO0111700	1030	\$492,900		Y	11/1/10								Improvement / Expansion of Water Treatment Facility; Construction or Rehabilitation of Distribution and/or Transmission Lines; Water Supply Facilities; Water Meters	
050022D	3	25	Fairplay, Town of	Park	147020	715	\$6,250,000		N	6/1/11				\$ 25,000	C	3		New Water Treatment Facility; Improvement / Expansion of Water Treatment Facility; Connect To Existing Facility; Construction or Rehabilitation of Distribution and/or Transmission Lines; Water Supply Facilities; Green Infrastructure, Water Efficiency Improvements, Energy Efficiency Improvements or Environmentally Innovative Projects	
030060D	4	55	Sawpit, Town of	San Miguel	157700	45	\$295,033	\$100,000	Y	8/3/10	N/A	D	PF					Construction or Rehabilitation of Distribution and/or Transmission Lines; Water Storage Facilities; Water Meters	
050019D	4	55	Divide MPC Metropolitan District	Teller	159035	189	\$285,510	\$145,930	N	9/4/09	20	D	0.0%				Transmission lines and controls; test and complete 2 wells.	Improvement / Expansion of Water Treatment Facility; Construction or Rehabilitation of Distribution and/or Transmission Lines; Water Supply Facilities; Water Meters	Y
050019D (2nd Loan)	4	55	Divide MPC Metropolitan District	Teller	159035	189	\$285,510		N	10/1/10							Transmission lines and controls; test and complete 2 wells.	Improvement / Expansion of Water Treatment Facility; Construction or Rehabilitation of Distribution and/or Transmission Lines; Water Supply Facilities; Water Meters	
960006D	4	42	Baca Grande Water & Sanitation District	Saguache	CO0155200	900	\$1,483,750	\$1,483,750	Y	8/19/09	20	D	2.0%					Improvement / Expansion of Water Treatment Facility; Consolidation of Water Treatment Facilities; Connect To Existing Facility; Construction or Rehabilitation of Distribution and/or Transmission Lines; Water Storage Facilities; Water Meters; Green Infrastructure, Water Efficiency Improvements, Energy Efficiency Improvements or Environmentally Innovative Projects	
040025D	4	25	Ridgway, Town of	Ouray	146676	1,036	\$750,000	\$450,000	N	10/19/09	20	D	0.0%					Construction or Rehabilitation of Distribution and/or Transmission Lines; Water Storage Facilities	Y
040030D	5	65	Teller County Water & Sanitation District #1	Teller	160600	625	\$600,000		N	10/1/10				\$ 90,000	C	2	District's 86,000 gallon concrete tank (taken off line during April '08) and primary water mains were constructed during the late 50's and 60's with no isolation valves and related components. Aging main and service line failures forced 4 boil order during 2008. EO# DC-090817-1: result of component failures in the granulated activated carbon filtration unit. Failure compromised the system.	Improvement / Expansion of Water Treatment Facility; Consolidation of Water Treatment Facilities; Construction or Rehabilitation of Distribution and/or Transmission Lines; Water Storage Facilities; Green Infrastructure, Water Efficiency Improvements, Energy Efficiency Improvements or Environmentally Innovative Projects	
090038D	5	60	Delta County, Ginter's Grove Public Improvement District	Delta	CO0115171	90	\$ 350,000.0		N									Construction or Rehabilitation of Distribution and/or Transmission Lines	
960105D	5	55	Sedalia Water & Sanitation District	Douglas	118060	220	\$2,042,000		N	2/1/11								Improvement of Water Treatment Facility; Construction or Rehabilitation of Distribution and/or Transmission Lines; Water Storage Facilities	

* Projects will remain on the Project Eligibility List until the project is complete
 DAC=Disadvantaged Community
 Y=Yes, N=No
 PF = Principal Forgiveness

**APPENDIX B
Drinking Water Revolving Fund
FY 2010 Project Priority / Fundable List**

Green Categories: 1 = Green Infrastructure; 2 = Water Efficiency; 3 = Energy Efficiency; 4 = Environmentally Innovative

Project No	Elig Cat	Pts	Facility	County	PWS ID#	Pop	Estimated Project Cost	Actual Loan Amount	DAC	Expected/ Actual Loan Date	Term (Yrs)	Loan Type	Interest Rate	Green Amount	Categorical=C Business=B	Categories 1,2,3, or 4	Problem Description	Project Description	A R R A
030002D	5	50	Arriba, Town of	Lincoln	0137001	217	\$1,275,000	\$505,000	Y	5/29/09	30	D	0.0%	\$ 10,000	C	2	Aging system requiring replacement, rehabilitation, modification and improvements to numerous infrastructure components.	New Water Treatment Facility; Improvement / Expansion of Water Treatment Facility; Construction or Rehabilitation of Distribution and/or Transmission Lines; Water Storage Facilities; Water Supply Facilities; Water Meters; Source Water Protection Plan Implementation; Green Infrastructure, Water Efficiency Improvements, Energy Efficiency Improvements or Environmentally Innovative Projects	
080008D	5	45	Gateway Metropolitan District	Pitkin	149300	418	\$3,119,901	\$576,575	N	11/4/09	20	D	0.0%				Water pipeline upgrades in pipe size are necessary for fire protection and to replace aging 4" cast iron lines. Existing lines have repeated breaks resulting in disruption of service.	Construction or Rehabilitation of Distribution and/or Transmission Lines; Water Storage Facilities	Y
960087D	5	40	Pagosa Area Water & Sanitation District	Archuleta	104500	17,730	\$7,158,870	\$7,158,870	N	6/12/08	20	L	3.4%				Aging water treatment plant will require replacement.	Improvement / Expansion of Water Treatment Facility; Construction or Rehabilitation of Distribution and/or Transmission Lines; Water Storage Facilities; Water Supply Facilities; Water Meters	
990035D	5	40	Pine Drive Water District	Pueblo	151450	400	\$300,000	\$241,154	Y	4/29/10	20	D	2.0%				Severe safety issues with leaking and unfixable hard-start motors/pumps connected to weaker Schedule 40 pipes along side electrical panels in underground vaults.	Improvement / Expansion of Water Treatment Facility	
090003D	5	40	Rockvale, Town of	Fremont	122800	391	\$1,120,000	\$295,000	Y	7/8/09	30	D	0.0%					Improvement / Expansion of Water Treatment Facility; Construction or Rehabilitation of Distribution and/or Transmission Lines; Water Storage Facilities; Water Supply Facilities; Water Meters; Green Infrastructure, Water Efficiency Improvements, Energy Efficiency Improvements or Environmentally Innovative Projects	
100208D	5	35	Bell Mountain Ranch Metropolitan District	Douglas	CO0118002	1054	\$1,034,840		N	11/1/10							The existing well experiences equipment failures which put the entire District and its population at risk because the well is the District's sole source of water supply.	Improvement / Expansion of Water Treatment Facility; Connect to Existing Facility; Construction or Rehabilitation of Distribution and/or Transmission Lines; Water Supply Facilities	
080003D	5	30	Del Norte, Town of	Rio Grande	153200	1,624	\$1,413,341	\$934,000	Y	12/31/08	20	D	0.0%				Only a small number of water customers are metered.	Water Meters	
960045D	5	30	Holly, Town of	Prowers	150600	1,015	\$355,201		Y	9/1/10				\$ 103,392	C & B	2 & 3		Construction or Rehabilitation of Distribution and/or Transmission Lines; Water Meters; Green Infrastructure, Water Efficiency Improvements, Energy Efficiency Improvements or Environmentally Innovative Projects	
030044D	5	30	Ophir, Town of	San Miguel	0157600	175	\$929,485	\$500,000	N	12/18/09	20	D	0.0%				Numerous system wide improvements and upgrades necessary.	New Regional Water Treatment Facilities; Consolidation of Water Treatment Facilities; Improvement / Expansion of Water Treatment Facility; Construction or Rehabilitation of Distribution and/or Transmission Lines; Water Storage Facilities; Water Supply Facilities; Water Meters	Y

* Projects will remain on the Project Eligibility List until the project is complete
 DAC=Disadvantaged Community
 Y=Yes, N=No
 PF = Principal Forgiveness

**APPENDIX B
Drinking Water Revolving Fund
FY 2010 Project Priority / Fundable List**

Green Categories: 1 = Green Infrastructure; 2 = Water Efficiency; 3 = Energy Efficiency; 4 = Environmentally Innovative

Project No	Elig Cat	Pts	Facility	County	PWS ID#	Pop	Estimated Project Cost	Actual Loan Amount	DAC	Expected/ Actual Loan Date	Term (Yrs)	Loan Type	Interest Rate	Green Amount	Categorical=C Business=B	Categories 1,2,3, or 4	Problem Description	Project Description	A R R A	
960227D	5	30	Rocky Ford, City of	Otero	145600	4,213	\$2,000,000		Y	10/1/10				\$ 2,000,000	B	2 & 3		Improvement / Expansion of Water Treatment Facility; Construction or Rehabilitation of Distribution and/or Transmission Lines; Green Infrastructure, Water Efficiency Improvements, Energy Efficiency Improvements or Environmentally Innovative Projects		
040001D	5	30	Alma, Town of	Park	147001	275	\$664,250		N	11/1/10							The raw water transmission line encounters numerous breaks.	Improvement / Expansion of Water Treatment Facility; Construction or Rehabilitation of Distribution and/or Transmission Lines		
960136D	5	30	Grand Junction, City of	Mesa	139321	40000	\$3,800,000	\$3,800,000	N	2/2/10	20	D	2.5%					Construction or Rehabilitation of Distribution and/or Transmission Lines; Water Storage Facilities		
050031D	5	20	Lamar, City of	Prowers	0150700	8,420	\$5,020,000	\$5,020,000	N	11/4/10	20	D	0%-2.5%				This project received funding approval in 2009 and is for relocation of the existing chlorine building, storage tank improvements, modifications and improvements to the valve house, and installation of a new 24" transmission main.	Construction or Rehabilitation of Distribution and/or Transmission Lines; Water Supply Facilities; Source Water Protection Plan Implementation	Y	
960163D	5	15	Crested Butte South Metropolitan District	Gunnison	126189	1,200	\$1,600,000	\$1,000,000	Y	7/20/10	20	D	2.0%					Connect To Existing Facility; Construction or Rehabilitation of Distribution and/or Transmission Lines; Water Storage Facilities; Water Supply Facilities		
050016D	5	10	Cortez, City of	Montezuma	142200	8,081	\$2,858,925	\$481,500	N	8/21/09	20	D	2.0%					Improvement / Expansion of Water Treatment Facility		
080007D	5	5	Colorado Springs, City of	El Paso	CO0121150	394,177	\$8,600,000	\$8,600,000	N	4/29/10	20	D	2.5%					Improvement / Expansion of Water Treatment Facility; Water Storage Facilities		
Total:							\$148,519,606	\$60,726,687						\$ 3,068,359						
Total Green Amount:																				

* Projects will remain on the Project Eligibility List until the project is complete
 DAC=Disadvantaged Community
 Y=Yes, N=No
 PF = Principal Forgiveness

Colorado Water Resources & Power Development Authority
 DRINKING WATER REVOLVING FUND (DWRV) LOAN PROGRAM
 APPENDIX C - LOAN SUMMARY REPORT as of June 30, 2010

DETAIL OF LOANS FINANCED UNDER THE DWRV PROGRAM									
Borrower	Loan Date	Loan Amount	Loan Term (In Years)	Effective Loan Interest Rate	DW SRF Funds Obligated to Loan (a)	State Match Provided for Loan (b)	New Loans Funded or Subsidized with DW SRF Reloan Monies (c)	State Match Provided to DW SRF Funds	Loan Type
Grand Lake, Town of	10/29/97	\$ 495,000.00	20	4.500%	\$ 394,988.00	\$ 100,012.00		0.253	DL
Arapahoe Estates WD	10/01/97	1,048,332.75	20	4.150%	388,359.00	98,332.75		0.253	LL
Englewood, City of	10/01/97	15,292,635.61	21	4.140%	5,361,910.00	1,357,635.61		0.253	LL
Fort Collins, City of	10/01/97	10,125,299.77	20	4.120%	3,614,928.00	915,299.77		0.253	LL
Chatfield South WD	07/13/98	728,500.00	20	4.500%	581,310.00	147,190.00		0.253	DL
Left Hand W&SD	09/11/98	188,700.00	20	4.500%	150,574.00	38,126.00		0.253	DL
Buena Vista, Town of	06/01/98	1,324,119.65	20	4.010%	490,204.00	124,119.65		0.253	LL
Fort Morgan, City of	06/01/98	15,433,355.38	21	4.020%	5,641,214.00	1,428,355.38		0.253	LL
Julesburg, Town of	05/01/99	693,000.00	1	4.500%	543,757.00	149,243.00		0.274	DL
La Junta, City of	10/15/99	490,000.00	20	4.500%	384,475.00	105,525.00		0.274	DL
Thunderbird W&SD	06/01/99	285,000.00	20	4.500%	223,623.00	61,377.00		0.274	DL
Aurora, City of	05/01/99	14,999,898.55	15	3.633%	4,751,500.00	1,024,898.55		0.216	LL
Fort Collins, City of	05/01/99	4,998,394.59	20	3.808%	1,870,165.00	403,394.59		0.216	LL
Glenwood Springs, City of	05/01/99	4,999,017.40	19	3.773%	1,710,790.00	369,017.40		0.216	LL
Grand County W&SD	05/01/99	2,998,566.15	19	3.783%	1,036,468.00	223,566.15		0.216	LL
Greeley, City of	05/01/99	14,999,038.36	20	3.802%	5,280,660.00	1,139,038.36		0.216	LL
Julesburg, Town of	05/01/99	994,599.70	20	3.809%	392,210.00	84,599.70		0.216	LL
Left Hand WD	05/01/99	6,571,538.04	20	3.802%	2,139,722.00	461,538.04		0.216	LL
Craig, City of	12/15/00	450,000.00	5	4.000%	353,089.00	96,911.00		0.274	DL
Sedalia W&SD	03/09/00	326,000.00	20	4.500%	255,794.00	70,206.00		0.274	DL
Springfield, Town of	07/28/00	349,470.76	20	4.500%	274,209.00	75,261.76		0.274	DL
Evergreen MD	04/15/00	5,577,981.71	21	4.390%	1,786,069.00	452,981.71		0.254	LL
Fountain Valley Auth	04/15/00	7,607,966.23	21	4.400%	2,633,735.00	667,966.23		0.254	LL
Limon, Town of	04/15/00	1,440,808.84	21	4.410%	436,910.00	110,808.84		0.254	LL
Pueblo Board of WW	04/15/00	9,558,794.83	23	4.600%	2,499,000.00	633,794.83		0.254	LL
Westminster, City of	04/15/00	14,998,357.36	21	4.400%	4,764,452.00	1,208,357.36		0.254	LL
Wellington, City of	11/01/01	1,000,000.00	20	4.000%	716,007.00	283,993.00		0.397	DL
Basalt, Town of	12/19/02	948,245.63	20	4.000%			948,245.63	n/a	DL
Dillon, Town of	10/18/02	1,000,000.00	10	4.000%			1,000,000.00	n/a	DL
Hayden, Town of	04/30/02	1,000,000.00	20	4.000%			1,000,000.00	n/a	DL
Thunderbird W&SD (DL #2)	08/27/02	343,684.15	20	4.000%			343,684.15	n/a	DL
Woodland Park, City of	03/13/02	800,000.00	20	4.000%	597,200.00	202,800.00		0.340	DL
Evergreen MD	04/01/02	2,036,129.62	21	4.000%	764,260.00	181,129.62		0.237	LL
Grand Junction, City of	04/01/02	3,566,521.69	21	4.020%	1,082,370.00	256,521.69		0.237	LL
Idaho Springs, City of	04/01/02	2,339,796.89	21	3.990%	906,316.00	214,796.89		0.237	LL
La Junta, City of	04/01/02	9,812,211.15	21	4.000%	3,300,469.00	782,211.15		0.237	LL
Mustang WA	12/08/03	700,000.00	20	4.000%			700,000.00	n/a	DL
Oak Creek, Town of	11/18/03	900,688.96	20	4.000%			900,688.96	n/a	DL
Ouray, City of	12/19/03	1,000,000.00	20	4.000%			1,000,000.00	n/a	DL
Westwood Lakes WD	05/15/03	500,000.00	20	4.000%			500,000.00	n/a	DL
Florence, City of (Loan #1)	11/01/03	12,999,092.97	22	3.510%	5,502,502.00	1,304,092.97		0.237	LL
Fountain Valley Auth	06/01/03	3,221,861.82	22	3.030%	1,463,552.00	346,861.82		0.237	LL
Longmont, City of	06/01/03	14,998,044.44	21	3.110%	6,046,601.00	1,433,044.44		0.237	LL
Lyons, Town of	06/01/03	4,915,599.18	22	3.030%	2,196,621.00	520,599.18		0.237	LL
Pinewood Springs WD (DL #1)	07/26/04	123,200.00	20	3.500%			123,200.00	n/a	DL
Swink, Town of	04/20/04	669,000.00	20	3.500%			669,000.00	n/a	DL
Florence, City of	01/25/05	769,899.33	20	3.500%			769,899.33	n/a	DL
Olde Stage WD (DL #1)	06/01/05	100,000.00	20	3.500%			100,000.00	n/a	DL
La Jara, Town of	04/20/05	200,000.00	20	0.000%			200,000.00	n/a	DC
Victor, City of	06/17/05	283,000.00	10	0.000%			283,000.00	n/a	DC
Log Lane Village, Town of	10/14/05	1,000,000.00	30	1.750%			1,000,000.00	n/a	DC
Bristol W&SD	02/08/06	200,000.00	30	0.000%			200,000.00	n/a	DC
Pinewood Springs WD (DL #2)	04/03/06	752,425.00	20	3.500%			752,425.00	n/a	DL
Pritchett, Town of	03/31/06	200,000.00	30	0.000%			200,000.00	n/a	DC
Craig, City of	04/27/06	6,056,378.40	21	3.650%	2,263,200.00	536,378.40		0.237	LL
Little Thompson WD	04/27/06	6,383,774.04	21	3.650%	2,653,055.00	628,774.04		0.237	LL
Sedgwick, Town of	05/15/06	419,000.00	30	0.000%			419,000.00	n/a	DC
Castle Pines MD (DL #1)	05/25/06	2,000,000.00	20	3.750%			2,000,000.00	n/a	DL
Palisade, Town of	05/26/06	2,000,000.00	30	0.000%	1,526,000.00	474,000.00		0.311	DC
Platte Canyon W&SD SubDist #1	06/30/06	400,000.00	20	3.750%			400,000.00	n/a	DL
Bethune, Town of	07/18/06	418,000.00	30	0.000%			418,000.00	n/a	DC
Ralston Valley W&SD	08/09/06	1,300,000.00	20	3.750%			1,300,000.00	n/a	DL
Boone, Town of	08/15/06	514,297.00	30	0.000%			514,297.00	n/a	DC
Walden, Town of	09/06/06	898,730.82	25	1.750%			898,730.82	n/a	DC
Castle Pines MD (DL #2)	11/06/06	250,000.00	20	3.750%			250,000.00	n/a	DL
Alamosa, City of	11/02/06	11,865,062.50	20	3.420%	4,683,808.00	1,110,062.50		0.237	LL
Arapahoe County W&SD	11/02/06	16,049,975.43	15	3.310%	6,223,525.00	1,474,975.43		0.237	LL
Cottonwood W&SD	11/02/06	9,996,005.27	20	3.420%	3,801,710.00	901,005.27		0.237	LL
Palisade, Town of	11/02/06	3,976,045.10	21	3.470%	1,502,300.00	356,045.10		0.237	LL
Cucharas S&WD	11/29/06	269,000.00	20	3.750%			269,000.00	n/a	DL

Colorado Water Resources & Power Development Authority
 DRINKING WATER REVOLVING FUND (DWRWF) LOAN PROGRAM
 APPENDIX C - LOAN SUMMARY REPORT as of June 30, 2010

DETAIL OF LOANS FINANCED UNDER THE DWRWF PROGRAM									
Borrower	Loan Date	Loan Amount	Loan Term (In Years)	Effective Loan Interest Rate	DW SRF Funds Obligated to Loan (a)	State Match Provided for Loan (b)	New Loans Funded or Subsidized with DW SRF Reloan Monies (c)	Percent of State Match Provided to DW SRF	Loan Type
Genoa, Town of	12/20/06	175,000.00	30	0.000%			175,000.00		DC
Ordway, Town of (DL #1)	12/20/06	200,000.00	30	0.000%			200,000.00		DC
Hillrose, Town of	05/31/07	803,295.82	30	0.000%			803,295.82		DC
Stratton, Town of (DL#1)	12/20/07	483,000.00	30	1.875%			483,000.00		DC
Ordway, Town of (DL #2)	12/21/07	114,300.00	30	0.000%			114,300.00		DC
Las Animas, City of	03/26/08	812,000.00	30	0.000%			812,000.00		DC
La Veta, Town of	04/11/08	1,134,000.00	30	1.875%			1,134,000.00		DC
Hotchkiss, Town of	04/23/08	925,000.00	20	0.000%			925,000.00		DC
Kim, Town of	05/30/08	118,000.00	30	0.000%			118,000.00		DC
Estes Park, Town of	06/12/08	5,494,410.09	20	3.260%	2,761,224.00	654,410.89		0.237	LL
Pagosa Area W&SD	06/12/08	7,158,869.96	20	3.400%	3,223,080.00	763,869.96		0.237	LL
Platte Canyon W&SD Sub Dist #2	07/15/08	415,203.11	20	3.500%			415,203.11		DL
East Alamosa W&SD	07/24/08	2,000,000.00	30	0.000%			2,000,000.00		DC
Eckley, Town of	07/30/08	100,000.00	20	0.000%			100,000.00		DC
Olde Stage WD (DL #2)	10/17/08	150,000.00	20	3.500%			150,000.00		DL
Paonia, Town of	11/05/08	448,200.00	20	1.750%			448,200.00		DC
Project 7 Water Authority	11/25/08	10,176,512.03	21	3.820%	5,512,709.00	1,306,512.03		0.237	LL
Stratton, Town of (DL#2)	12/03/08	90,000.00	30	1.750%			90,000.00		DC
Del Norte, Town of	12/31/08	934,000.00	20	0.000%			934,000.00		DC
Rye, Town of	03/27/09	1,040,000.00	30	1.750%			1,040,000.00		DC
Creede, City of	04/15/09	1,250,000.00	30	1.750%			1,250,000.00		DC
Arriba, Town of	05/29/09	505,000.00	30	0.000%			505,000.00		DC
Nederland, Town of	06/15/09	2,500,000.00	20	2.000%			2,500,000.00		DL
Rockvale, Town of	07/08/09	295,000.00	30	1.000%			295,000.00		DC
Lake Durango WA	07/15/09	2,000,000.00	20	2.000%			2,000,000.00		DL
Palmer Lake, Town of	07/22/09	1,862,552.00	20	2.000%			1,862,552.00		DL
Bow Mar W&SD	08/06/09	454,913.96	20	2.000%			454,913.96		DL
Baca Grande W&SD	08/19/09	1,483,750.00	19	2.000%			1,483,750.00		DL
Siebert, Town of	08/26/09	1,719,500.00	N/A	N/A	1,719,500.00				ARDC
Arabian Acres MD	08/28/09	287,440.00	N/A	N/A	287,440.00				ARDL
Kremmling, Town of	08/28/09	2,000,000.00	N/A	N/A	2,000,000.00				ARDL
Cheyenne Wells, Town of	09/02/09	1,732,517.00	N/A	N/A	1,732,517.00				ARDC
Hi-Land Acres W&SD	09/02/09	1,200,000.00	N/A	N/A	1,200,000.00				ARDL
Colorado City MD	09/02/09	1,780,000.00	N/A	N/A	1,780,000.00				ARDC
Kit Carson, Town of	09/03/09	392,000.00	N/A	N/A	392,000.00				ARDC
Norwood WC, Town of	09/03/09	540,150.00	N/A	N/A	540,150.00				ARDL
Rocky Ford, City of	09/04/09	945,337.00	N/A	N/A	945,337.00				ARDC
Blanca, Town of	09/09/09	50,000.00	N/A	N/A	50,000.00				ARDC
Hot Sulphur Springs, Town of	09/02/09	3,300,000.00	20	0.000%	3,300,000.00				ARDL
Divide MPC MD #1	09/04/09	145,930.00	20	0.000%	145,930.00				ARDL
Fraser, Town of	09/17/09	652,255.00	N/A	N/A	652,255.00				ARDL
Brighton, City of	09/17/09	1,044,000.00	N/A	N/A	1,044,000.00				ARDL
Georgetown, Town of	09/22/09	3,340,000.00	20	0.000%	3,340,000.00				ARDL
La Junta, City of	09/24/09	1,830,000.00	20	0.000%	1,830,000.00				ARDL
Manitou Springs, City of (Loan #1)	09/28/09	1,486,026.00	20	0.000%	1,486,026.00				ARDL
Manitou Springs, City of (Loan #2)	09/29/09	880,749.00	20	0.000%	880,749.00				ARDL
Manitou Springs, City of (Loan #3)	09/30/09	1,486,026.00	20	0.000%	1,486,026.00				ARDL
Florence, City of (Loan #2)	10/07/09	2,000,000.00	20	0.000%	2,000,000.00				ARDC
Ridgway, Town of	10/19/09	450,000.00	20	0.000%	450,000.00				ARDL
Gateway MD	12/17/09	576,575.00	20	0.000%	576,575.00				ARDL
Lamar, City of	12/17/09	3,952,375.00	20	0.000%	3,952,375.00				ARDL
Lamar, City of (DL)	12/17/09	1,067,625.00	20	2.500%	1,067,625.00	(A)		0.200	DL
Ophir, Town of	12/18/09	500,000.00	20	0.000%	500,000.00				ARDL
Grand Junction, City of	02/02/10	3,800,000.00	20	2.500%	3,800,000.00	(A)		0.200	DL
Cortez, City of	02/18/10	525,000.00	20	2.000%		(B)	525,000.00		DL
Pine Drive Water	04/29/10	241,154.00	20	2.000%		(B)	241,154.00		DL
Colorado Springs Utility	04/29/10	8,600,000.00	20	2.500%	8,600,000.00	(A)		0.200	DL

SUMMARY OF DW SRF LOANS MADE BY TYPE OF LOAN									
Loan Type	No. of Loans Financed	Total Amount of Financing Assistance-Loans	Average Loan Life (In Years)	Weighted Average Loan Rate	Total DW SRF Funds Obligated (a)	Total State Match Funds Provided (b)	New Loans Funded or Subsidized with DW SRF Reloan Monies (c)	No. of Loans Financed with Reloan Monies (c)	Percent of Loans Funded With Reloan Monies (c)
DIRECT LOANS (DC)	28	\$17,559,824	27	0.66%	\$1,526,000	\$474,000	\$15,559,824	27	96.43%
DIRECT LOANS (DL)	41	\$41,932,012	19	3.07%	\$17,942,651	\$1,330,645	\$22,658,716	27	65.85%
LEVERAGED LOANS (LL)	34	\$264,014,996	20	3.78%	\$98,685,598	\$23,474,996	\$0	0	0.00%
ARRA (DC)	7	\$8,619,354	N/A	N/A	\$8,619,354	\$0	\$0	0	0.00%
ARRA (DL)	17	\$23,671,526	N/A	N/A	\$23,671,526	\$0	\$0	0	0.00%
TOTAL FOR PROGRAM	127	\$355,797,711	22	3.20%	\$150,445,129	\$25,279,641	\$38,218,540	54	42.52%

Colorado Water Resources & Power Development Authority
 DRINKING WATER REVOLVING FUND (DWRP) LOAN PROGRAM
 APPENDIX C - LOAN SUMMARY REPORT as of June 30, 2010

SUMMARY OF DW SRF LOANS MADE EACH FISCAL YEAR									
Fiscal Year	No. of Loans Financed	Total Amount of Financing Assistance-Loans	Average Loan Life (In Years)	Weighted Average Loan Rate	Total DW SRF Funds Obligated (a)	Total State Match Funds Provided (b)	New Loans Funded or Subsidized with DW SRF Reloan Monies (c)	No. of Loans Financed with Reloan Monies (c)	Percent of Loans Funded With Reloan Monies (c)
1997	4	26,961,268	20.3	4.14%	\$9,760,185	\$2,471,280	\$0	0	0.00%
1998	4	17,674,675	20.3	4.04%	\$6,863,302	\$1,737,791	\$0	0	0.00%
1999	10	52,029,053	17.4	3.77%	\$18,333,370	\$4,022,198	\$0	0	0.00%
2000	8	40,309,380	19.0	4.44%	\$13,003,258	\$3,316,288	\$0	0	0.00%
2001	1	1,000,000	20.0	4.00%	\$716,007	\$283,993	\$0	0	0.00%
2002	9	21,846,589	19.3	4.00%	\$6,650,615	\$1,637,459	\$3,291,930	4	44.44%
2003	8	39,235,287	20.9	3.30%	\$15,209,276	\$3,604,598	\$3,100,689	4	50.00%
2004	2	792,200	20.0	3.50%	\$0	\$0	\$792,200	2	100.00%
2005	5	2,352,899	20.0	2.04%	\$0	\$0	\$2,352,899	5	100.00%
2006	21	64,323,694	24.0	3.22%	\$22,653,598	\$5,481,241	\$7,996,453	14	66.67%
2007	3	1,400,596	30.0	0.65%	\$0	\$0	\$1,400,596	3	100.00%
2008	14	29,956,195	23.6	2.88%	\$11,497,013	\$2,724,793	\$7,126,403	11	78.57%
2009	34	44,749,721	21.8	0.53%	\$33,358,505	\$0	\$11,391,216	9	26.47%
2010	4	13,166,154	20.0	0.00%	\$12,400,000	\$0	\$766,154	2	50.00%
TOTAL	127	355,797,711	21.2	3.20%	\$150,445,129	\$25,279,641	\$38,218,540	54	42.52%

Borrower Abbreviations Clarification:

MD = Metropolitan District
 W&SD = Water and Sanitation District
 WA = Water Authority
 WC = Water Commission
 WD = Water District
 WW = Water Works

Type of Loan:

LL = Leveraged Loan - Funded from bond proceeds
 DL = Direct Loan - Funded from available sources: (1) Authority state funds, (2) Grant Funds or (3) Drinking Water SRF Reloan funds.
 DC = Disadvantage Community Loans
 ARDC = American Recovery & Reinvestment Act (ARRA) Disadvantage Community Direct Loan - Funded from ARRA funds; state match not required.
 ARDL = American Recovery & Reinvestment Act (ARRA) Direct Loan - Funded from ARRA funds; state match not required.

Explanation of DW SRF Loan Funding and/or Subsidization:

- (a) DW SRF Funds = Drinking Water State Revolving Fund - Received from EPA Capitalization Grant Awards
 (b) State Match Funds = (Required 20% match for Each Dollar Received from EPA Grants from State Funds) - Provided Mainly from Authority Funds
 (c) Reloan Monies = Recycled DW SRF funds - No State Match Required

STATE DIRECT LOAN PROGRAM				
Borrower	Loan Date	Amount of Loan	Loan Term	Loan Rate
Idledale W&SD	07/10/95	\$250,000	20 YEARS	4.500%
Fairplay #1, Town of	08/01/95	250,000	20 YEARS	4.500%
Minturn, Town of	08/11/95	300,000	20 YEARS	4.500%
Empire, Town of	08/24/95	331,432	20 YEARS	4.500%
Elizabeth, Town of	10/01/95	500,000	20 YEARS	4.500%
Lake Creek MD	01/12/96	500,000	20 YEARS	4.500%
Fraser, Town of	04/15/96	200,000	5 YEARS	4.500%
Baca Grande, W&SD	02/01/96	500,000	10 YEARS	4.500%
Firestone, Town of	06/13/96	95,000	10 YEARS	4.500%
Nunn, Town of	08/12/96	330,260	20 YEARS	4.500%
Lochbuie, Town of	08/28/96	351,889	20 YEARS	4.500%
Lyons, Town of	08/19/96	500,000	21 YEARS	4.500%
Bayfield, Town of	11/15/96	350,000	20 YEARS	4.500%
Fairplay #2, Town of	07/30/97	200,000	20 YEARS	4.500%
Idaho Springs, Town of	10/15/97	500,000	20 YEARS	4.500%
Westlake W&SD	08/19/97	250,000	20 YEARS	4.500%
Redstone W&SD	12/01/97	410,000	20 YEARS	4.500%
TOTAL STATE DIRECT LOANS FUNDED		\$5,818,581		
NUMBER OF NON-SRF DIRECT LOANS FUNDED:		17		

DRINKING WATER REVOLVING FUND (DWRF)
 2011 INTENDED USE PLAN
 APPENDIX D - SET-ASIDE ACTIVITY
 From Inception through June 30, 2010

SET- ASIDE ACTIVITY										
Set-Aside	Set Aside Allocation from Grants Through June 30, 2010	Set Aside Allocations from the 2009 ARRA**	Set Aside Funds Transferred (To)/From Loan Fund or Other Set Asides	Set Aside Funds Expended Through June 30, 2010	Balance Available	Set Aside Allocations from the 2011 Grant *	Total Funds Available for State Fiscal Year 2011	Set Aside Reserved Through 2010	Set Aside Reserved Future Allotments	Total Set-Aside Reserved
Grant Administration	\$ 7,724,264	\$1,374,080		(\$5,107,651)	\$3,990,693	\$960,000	\$4,950,693	\$ 0	\$ 0	\$ 0
State Program:										
PWS Supervision	12,295,028	0		(9,182,831)	3,112,197	2,400,000	5,512,197	0	0	0
Source Water Protection	\$ 0	0		0	0		0	0	0	0
Capacity Development	\$ 0	0		0	0		0	0	0	0
Operator Certification	\$ 0	0		0	0		0	0	0	0
Small System Tech. Asst.	3,575,132	687,040	(281,532)	(2,008,819)	1,971,821	480,000	2,451,821	0	0	0
Local Assistance Loan Assistance for SWP	0	0		0	0		0	0	0	0
Capacity Development	15,656,041	0	(970,860)	(10,891,496)	3,793,685	2,400,000	6,193,685	0	0	0
Source Water Assessment	1,678,410	0	(18,345)	(1,660,065)	0		0	0	0	0
Wellhead Protection	7,616,217	0		(4,189,322)	3,426,895	1,200,000	4,626,895	0	0	0
In-Kind Services	0	0	150,000	(150,000)	0	0	0	0	0	0
TOTALS	\$ 48,545,092	\$2,061,120	\$1,120,737	\$33,190,185	\$16,295,290	\$7,440,000	\$23,735,290	\$ 0	\$ 0	\$ 0

*Based on the most current estimate of the total amount of grant award expected

** American Recovery and Reinvestment Act

**DRINKING WATER REVOLVING FUND (DWRP) LOAN PROGRAM
2011 INTENDED USE PLAN (IUP)
APPENDIX E – FUNDS AVAILABLE TO THE DWRP LOAN PROGRAM**

SOURCES	Cumulative Total from Inception through June 30, 2010	Project For Time Period July 1, 2009 – December 31, 2010	Project For Time Period January 1, 2011 – December 31, 2011	Cumulative Total Through December 31, 2011
Federal Capitalization Grants	\$ 193,106,600		\$24,000,000	\$ 217,106,600
Other Drinking Water SRF Funding Sources				
ARRA Capitalization Grant (2009)	32,290,880			32,290,880
Less: Set-asides	(49,485,475)		(7,400,000)	(56,885,475)
State Match:				
Appropriation/Agency Cash – Committed	33,806,520	4,814,800	4,800,000	43,421,320
Agency Cash for CWSRF transfer	--	--	--	--
Leveraging Bonds Proceeds	240,540,000	--	33,846,154	274,386,154
Plus/(less) Additional Principal from DW Refundings	(230,000)	--	--	(230,000)
Leveraged Loans Repayments:				
Principal (1)	73,856,785	5,390,000	11,812,500	91,059,285
Interest	39,623,096	2,317,860	4,430,108	46,371,064
Principal (2) (State Match)	6,746,740	514,829	1,135,924	8,397,493
Direct Loan Repayments:				
Principal	8,194,750	1,211,414	3,088,864	12,495,028
Interest	2,404,430	142,248	280,905	2,827,583
Federal Funds Deallocation (From DWSRF)	24,518,205	3,838,678	4,231,731	32,588,614
Fees Deposited to the DWRP	--	--	--	--
Interest Income on Investments	39,647,235	1,408,886	3,328,432	44,384,553
Transfer (to)/from CWSRF Grant Program	--	--	--	--
TOTAL SOURCES	645,019,766	19,638,715	83,554,618	748,213,099
USES				
Loans Executed				
Base Program – Direct Loans	59,491,836	16,700,000	23,800,000	99,991,836
ARRA (2009) – Direct Loans	19,947,681	--	--	19,947,681
ARRA (2009) – Direct Loans w/ Principal Forgiveness	12,343,199	--	--	12,343,199
Base Program – Leverages	264,014,995	--	40,000,000	304,014,995
Grant Funds Committed to Leveraged Loans	98,685,598	--	30,769,231	129,454,829
Leveraging Bond Debt Service				
Principal	66,935,000	10,760,000	11,720,000	89,415,000
Interest	75,394,482	3,999,173	7,518,251	86,911,906
Net Effect of Accum Investment Interest and Loan Repayments held / (Used) for Payment of Debt Service	6,052,030	(5,528,000)	3,101,057	3,625,087
Funds Available / (Provided) for New Loans	42,154,945	(6,292,458)	(33,353,921)	2,508,566
TOTAL USES	645,019,766	19,638,715	83,554,618	748,213,099

*All amounts for this schedule are cash basis.

DRINKING WATER REVOLVING FUND (DWRF) LOAN PROGRAM
2011 INTENDED USE PLAN (IUP)
APPENDIX F – ADMINISTRATIVE FEE ACCOUNT

Administrative Fee Account Activity*							
	For Year Ending December 31,					As of June 30, 2010	TOTAL
	Inception-2005	2006	2007	2008	2009		
Sources:							
Loan Fees	\$ 8,357,843	\$ 1,701,524	\$ 2,016,955	\$ 2,198,684	\$ 2,360,141	\$ 1,272,513	\$ 17,907,660
Grant Income	2,466,262	424,383	433,436	419,563	925,883	438,123	5,107,650
Investment Interest	218,921	201,694	281,977	179,665	30,504	5,862	918,623
Transfers from WPCRF (b)	--	--	--	122,605	170,740	142,841	436,186
Other (a)	391,011	--	--	--	--	--	391,011
Total Sources	11,434,037	2,327,601	2,732,368	2,920,517	3,487,268	1,859,339	24,761,130
Uses:							
Grant Admin. Expenses	(7,134,065)	(957,208)	(1,030,499)	(1,289,499)	(1,882,855)	(769,844)	(13,063,646)
Planning & Design Grants	(94,883)	(91,815)	(65,465)	(85,956)	(110,858)	(53,442)	(502,419)
Reimbursed State Match (c)	(459,729)	(193,047)	--	--	--	--	(652,776)
State Match Provided	--	--	(341,400)	(1,440,000)	(2,870,000)	--	(4,651,400)
Other	--	--	--	--	--	--	--
Total Uses	(7,688,677)	(1,242,070)	(1,437,364)	(2,815,131)	(4,863,713)	(823,286)	(18,870,241)
Net Cash Flows for year	3,745,360	1,085,531	1,295,004	105,386	(1,376,445)	1,036,053	
Previous Year-end balance	--	3,745,360	4,830,891	6,125,895	6,231,281	4,854,836	
Balance	\$3,745,360	\$4,830,891	\$6,165,895	\$6,231,281	\$4,854,836	\$5,890,889	

Estimated Administrative Fee Account Activity*

For Time Period	Loan Fees	Grant Income	Grant Admin. Exp. & P&D Grants	State Match Provided	Transfers from WPCRF	Inv. Interest & Other	Balance at 12/31/11
>07/01/10-12/31/10	\$1,315,684	\$500,000	\$(1,600,000)	\$(4,814,800)	\$150,000	\$2,000	
> Fiscal Year 2011	\$2,982,305	\$800,000	\$(2,440,000)	\$(3,100,000)	\$325,000	\$4,000	\$15,077

* Cash Basis

- (a) Major sources include: Transfers from State Funded Direct Loan Program's Administrative Fee Account and from the Drinking Water Funding Account to cover administrative costs incurred at the beginning of the SRF program. Advanced admin fee received at the closing of the issuance of the 2004AR refunding bonds to cover the current and future administration costs.
- (b) Beginning in 2008, certain DWRF grant administrative costs incurred by the Authority are being paid from funds transferred from the WPCRF administrative fee account.
- (c) Reimbursed State Match - The Authority Board of Directors authorized the reimbursement of certain state match funds provided from the Authority (DWRF Funding Account) from loan funds received in the DWRF Administrative Fee Account.

APPENDIX G
Drinking Water Grant Program
2011 Private, Not For Profit Project Eligibility List

Project Number	Elig. Cat.	Entity	Project Name	City	County	Project Description	Estimate Project Cost	Population
100200D	2	Prowers County	A&B Water Association	Holly	Prowers	New Water Treatment Facilities; Improvement / Expansion of Water Treatment Facility; Connect To Existing Facility; Construction or Rehabilitation of Distribution and/or Transmission Lines; Water Supply Facilities	\$200,000	103
000035D	3	Elbert County	Agate Water Association	Agate	Elbert	Consolidation of Water Treatment Facilities; Improvement / Expansion of Water Treatment Facility; Construction or Rehabilitation of Distribution and/or Transmission Lines; Water Storage Facilities	\$286,000	120
050059D	2	Archuleta County	Alpine Lakes Ranch Water Company	Pagosa Springs	Archuleta	Improvement / Expansion of Water Treatment Facility; Construction or Rehabilitation of Distribution and/or Transmission Lines; Water Supply Facilities	\$90,000	144
090060D	2	Weld County	Aristocrat Ranchette Water Project, Inc.	Ft. Lupton	Weld	Construction or Rehabilitation of Distribution and/or Transmission Lines; Water Storage; Water Meters	\$1,590,000	100
030038D	3	Larimer County	Bald Mountain Water Association	Loveland	Larimer	Improvement / Expansion of Water Treatment Facility; Consolidation of Water Treatment Facilities; Construction or Rehabilitation of Distribution and/or Transmission Lines; Water Storage Facilities	\$275,000	56
100208D	3	Bell Mountain Ranch MD	Bell Mountain Ranch Metropolitan District	Castle Rock	Douglas	New Water Treatment Facilities; Improvement / Expansion of Water Treatment Facility; Connect To Existing Facility; Construction or Rehabilitation of Distribution and/or Transmission Lines; Water Supply Facilities	\$600,000	640
010041D	2	Larimer County	Big Elk Meadows Water Association	Big Elk Meadows Subd	Larimer	Construction or Rehabilitation of Distribution and/or Transmission Lines; Water Storage Facilities	\$100,000	400
100206D	3	La Plata County	Blue Sky Ranch Association of Owners, Inc.	Durango	La Plata	Improvement / Expansion of Water Treatment Facility	\$28,000	160
030034D	3	Kiowa County	Brandon Water Association	Brandon	Kiowa	Improvement / Expansion of Water Treatment Facility; Construction or Rehabilitation of Distribution and/or Transmission Lines; Water Storage Facilities	\$176,799	30
050060D	3	Larimer County	Buckhorn United Methodist Camp	Bellevue	Larimer	Water Supply Facilities	\$15,000	100
100204D	2	El Paso County	Camelot Property Owners Association	Falcon	El Paso	New Water Treatment Facilities; Improvement / Expansion of Water Treatment Facility; Water Supply Facilities; Source Water Protection Plan Implementation	\$1,240,000	70
030014D	3	Delta and Montrose Counties	Cathedral Water Company	Crawford	Delta	Improvement / Expansion of Water Treatment Facility; Construction or Rehabilitation of Distribution and/or Transmission Lines; Water Storage Facilities	\$190,000	220
040012D	3	La Plata County	Claude Decker Subdivision Pipeline	Bayfield	La Plata	Construction or Rehabilitation of Distribution and/or Transmission Lines; Water Storage Facilities; Water Meters	\$50,000	25
100203D	1	Boulder County	Colorado Mountain Ranch / Mountain Summers	Boulder	Boulder	Improvement / Expansion of Water Treatment Facility	\$15,000	200
050061D	1	Delta County	Companyalby Domestic Water Company	Cedaredge	Delta	New Regional Water Treatment Facilities	\$100,000	1,380
100202D	3	Boulder County	Countryside Montessori School	Boulder	Boulder	Improvement / Expansion of Water Treatment Facility	\$50,000	50
090019D	3	Delta County	Crawford Mesa Water Association	Crawford	Delta	Construction or Rehabilitation of Distribution and/or Transmission Lines; Water Storage Facilities; Water Meters; Source Water Protection Plan Implementation	\$1,000,000	550
990015D	3	Crowley County	Crowley County Water Association	Ordway	Crowley	Construction or Rehabilitation of Distribution and/or Transmission Lines; Water Storage Facilities	\$1,300,000	530
050062D	3	Jackson County	Eagle's Watch Mutual Water Company	Walden	Jackson	Improvement / Expansion of Water Treatment Facility; Construction or Rehabilitation of Distribution and/or Transmission Lines; Water Storage Facilities; Water Meters	\$106,000	100
090061D	2	Otero County	East End Water Users Association	Rocky Ford	Otero	Improvement / Expansion of Water Treatment Facility; Consolidation of Water Treatment Facilities; Connect To Existing Facility; Construction or Rehabilitation of Distribution and/or Transmission Lines	\$1,000,000	70
030006D	1	Boulder County	Eldorado Artesian Springs, Inc.	Boulder	Boulder	Improvement / Expansion of Water Treatment Facility; Construction or Rehabilitation of Distribution and/or Transmission Lines; Water Storage Facilities; Water Supply Facilities; Water Meters	\$373,500	150
010012D	2	Otero County	Eureka Water Company (2)	La Junta	Otero	Improvement / Expansion of Water Treatment Facility; Construction or Rehabilitation of Distribution and/or Transmission Lines; Water Storage Facilities; Source Water Protection Plan Implementation; Green Infrastructure, Water Efficiency Improvements, Energy Efficiency Improvements or Environmentally Innovative Projects	\$1,649,000	330

APPENDIX G
Drinking Water Grant Program
2011 Private, Not For Profit Project Eligibility List

Project Number	Elig. Cat.	Entity	Project Name	City	County	Project Description	Estimate Project Cost	Population
040017D	2	Otero County	Fayette Water Association	Rocky Ford	Otero	New Water Treatment Facilities; Improvement / Expansion of Water Treatment Facility; Connect To Existing Facility; Construction or Rehabilitation of Distribution and/or Transmission Lines; Source Water Protection Plan Implementation	\$400,000	56
010048D	3	Teller County	Forest Glen Sports Association	Florissant	Teller	Improvement / Expansion of Water Treatment Facility; Consolidation of Water Treatment Facilities; Construction or Rehabilitation of Distribution and/or Transmission Lines	\$240,000	49
030058D	3	Routt County	Fox Estates HOA	Steamboat Springs	Routt	Improvement / Expansion of Water Treatment Facility; Water Supply Facilities	\$130,000	50
030013D	1	Delta and Montrose Counties	Fruitland Domestic Water Company	Crawford	Montrose	Construction or Rehabilitation of Distribution and/or Transmission Lines	\$250,000	335
050063D	3	Arapahoe County	Galbraith Estates	Strasburg	Arapahoe	Improvement / Expansion of Water Treatment Facility	\$300,000	35
050064D	3	Costilla County	Garcia Domestic Water Users Association	Garcia	Costilla	Improvement / Expansion of Water Treatment Facility; Construction or Rehabilitation of Distribution and/or Transmission Lines	\$200,000	100
090038D	3	Delta County	Ginters Grove Domestic Water Corporation	Cedaredge	Delta	Construction or Rehabilitation of Distribution and/or Transmission Lines	\$350,000	90
070003D	3	Larimer County	Glacier View Meadows Water and Sewer Association	Livermore	Larimer	Construction or Rehabilitation of Distribution and/or Transmission Lines	\$350,000	500
030057D	3	Prowers County	Granada Water Association	Lamar	Prowers	Improvement / Expansion of Water Treatment Facility; Construction or Rehabilitation of Distribution and/or Transmission Lines; Water Supply Facilities; Water Meters	\$170,000	375
090023D	3	Conejos County	Guadalupe Water Association	Antonito	Conejos	Water Storage Facilities	\$100,000	54
040018D	2	Otero County	Hancock Water Inc	Rocky Ford	Otero	Improvement / Expansion of Water Treatment Facility	\$100,000	135
100205D	3	La Plata County	Happy Scenes Water System #1, Inc.	Bayfield	La Plata	New Water Treatment Facilities; Consolidation of Water Treatment Facilities; Construction or Rehabilitation of Distribution and/or Transmission Lines; Water Storage Facilities	\$333,000	104
010004D	3	Bent County	Hasty Water Company	Hasty	Bent	New Water Treatment Facilities; Consolidation of Water Treatment Facilities; Construction or Rehabilitation of Distribution and/or Transmission Lines	\$950,000	220
100207D	3	La Plata County	Heartwood Cohousing	Bayfield	La Plata	Water Supply Facilities; Green Infrastructure, Water Efficiency Improvements, Energy Efficiency Improvements or Environmentally Innovative Projects	\$30,000	75
050076D	1	La Plata County	Hesperus Baptist Church	Hesperus	La Plata	Improvement / Expansion of Water Treatment Facility; Water Supply Facilities	\$60,000	137
090062D	2	Jefferson County	Hidden Valley Mutual Water Company	Evergreen	Jefferson	New Water Treatment Facilities; Improvement / Expansion of Water Treatment Facility; Connect To Existing Facility; Construction or Rehabilitation of Distribution and/or Transmission Lines; Water Supply Facilities	\$250,000	155
030046D	3	Otero County	Hilltop Water Company	Rocky Ford	Otero	Improvement / Expansion of Water Treatment Facility; Construction or Rehabilitation of Distribution and/or Transmission Lines	\$155,000	290
100201D	2	Otero County	Holbrook Center Soft Water Association	La Junta	Otero	Improvement / Expansion of Water Treatment Facility; Consolidation of Water Treatment Facilities; Construction or Rehabilitation of Distribution and/or Transmission Lines	\$90,000	50
100065D	3	Larimer County	Hondius Water Users Association	Fort Collins	Larimer	Construction or Rehabilitation of Distribution and/or Transmission Lines; Water Storage Facilities	\$600,000	300
080099D	2	Adams County	Hope Ditch Company	Brighton	Adams	Improvement / Expansion of Water Treatment Facility; Construction or Rehabilitation of Distribution and/or Transmission Lines; Water Storage Facilities; Water Supply Facilities; Water Meters	\$175,000	75
010021D	1	Lincoln County	Karval Water Users Inc	Karval	Lincoln	Improvement / Expansion of Water Treatment Facility	\$300,000	129
030056D	3	Pitkin County	KK Water Association	Basalt	Pitkin	Construction or Rehabilitation of Distribution and/or Transmission Lines; Water Storage Facilities; Water Meters	\$240,000	52
010045D	2	Grand County	Lake Forest Mutual Water Company	Granby	Grand	Improvement / Expansion of Water Treatment Facility	\$50,000	215
050065D	3	Yuma County	Liberty School District J-4	Joel	Yuma	Improvement / Expansion of Water Treatment Facility; Construction or Rehabilitation of Distribution and/or Transmission Lines	\$18,000	100
060001D	3	Jefferson County	Lookout Mt. Crest HOA	Golden	Jefferson	Construction or Rehabilitation of Distribution and/or Transmission Lines	\$400,000	1,500

APPENDIX G
Drinking Water Grant Program
2011 Private, Not For Profit Project Eligibility List

Project Number	Elig. Cat.	Entity	Project Name	City	County	Project Description	Estimate Project Cost	Population
050066D	3	Douglas County	Louviers Mutual Service Company	Louviers	Douglas	Improvement / Expansion of Water Treatment Facility; Construction or Rehabilitation of Distribution and/or Transmission Lines; Water Supply Facilities	\$2,550,000	300
100021D	3	Larimer County	Lower Venner Ranch Assn, Upper Venner Ranch Assn, Koral Heights Property Owners Association; Little Prospect Acres Subdivision	Fort Collins	Larimer	Consolidation of Water Treatment Facilities; Construction or Rehabilitation of Distribution and/or Transmission Lines; Water Storage Facilities	\$2,000,000	414
090063D	2	Prowers County	May Valley Water Company	Wiley	Prowers	New Water Treatment Facilities; Improvement / Expansion of Water Treatment Facility; Connect To Existing Facility; Construction or Rehabilitation of Distribution and/or Transmission Lines; Water Supply Facilities	\$250,000	1,500
030003D	3	Bent County	McClave Water Association	McClave	Bent	Improvement / Expansion of Water Treatment Facility; Construction or Rehabilitation of Distribution and/or Transmission Lines; Water Supply	\$510,000	500
030007D	3	Boulder County, Meadow Mountain WS	Meadow Mountain Water System	Allenspark	Boulder	Improvement / Expansion of Water Treatment Facility; Construction or Rehabilitation of Distribution and/or Transmission Lines	\$150,000	80
960121D	3	Costilla County	Mesita Township Water Users Association	Mesita	Costilla	Improvement / Expansion of Water Treatment Facility; Water Storage Facilities	\$80,000	200
090064D	2	Las Animas County	Model Water Association	Model	Las Animas	Improvement / Expansion of Water Treatment Facility	\$100,000	22
020016D	1	Grand County	Moraine Park Water System	Granby	Grand	Consolidation of Water Treatment Facilities; Construction or Rehabilitation of Distribution and/or Transmission Lines	\$510,000	550
020039D	3	Lake County	Mount Elbert Water Association	Twin Lakes	Lake	Improvement / Expansion of Water Treatment Facility; Construction or Rehabilitation of Distribution and/or Transmission Lines; Water Storage Facilities; Water Supply Facilities	\$290,000	200
040004D	2	Chaffee County	Mount Princeton HOA	Nathrop	Chaffee	Improvement / Expansion of Water Treatment Facility	\$48,177	38
050068D	3	Adams County	Mountain View Water Users Association	Brighton	Adams	Construction or Rehabilitation of Distribution and/or Transmission Lines; Water Meters	\$105,000	50
070030D	3	Gunnison County	Murdie HOA	Almont	Gunnison	New Drinking Water Treatment Plant; Construction or Rehabilitation of Distribution and/or Transmission Lines; Water Storage Facilities	\$20,000	60
030047D	2	Otero County	Newdale - Grand Valley Water Company	Rocky Ford	Otero	Improvement / Expansion of Water Treatment Facility; Construction or Rehabilitation of Distribution and/or Transmission Lines; Water Supply Facilities	\$280,000	576
030024D	3	Garfield County	No Name Creek Water Association	Glenwood Springs	Garfield	Construction or Rehabilitation of Distribution and/or Transmission Lines; Water Storage Facilities	\$103,000	185
090065D	2	Otero County	North Holbrook Water Company	Rocky Ford	Otero	New Water Treatment Facilities; Improvement / Expansion of Water Treatment Facility; Connect To Existing Facility; Construction or Rehabilitation of Distribution and/or Transmission Lines; Water Supply Facilities	\$250,000	40
010039D	1	Adams County	North Washington Water Users Association	Eastlake	Adams	Water Supply Facilities	\$550,000	130
080097D	3	Garfield County	Oak Meadows Water Association	Glenwood Springs	Garfield	Improvement / Expansion of Water Treatment Facility; Construction or Rehabilitation of Distribution and/or Transmission Lines; Water Storage Facilities; Water Supply Facilities	\$1,300,000	64
050069D	1	Pueblo County	O'Neal Water System	Baxter	Pueblo	Construction or Rehabilitation of Distribution and/or Transmission Lines	\$295,000	640
030030D	2	Jefferson County	Park Water Company	Evergreen	Jefferson	New Water Treatment Facilities; Improvement / Expansion of Water Treatment Facility; Construction or Rehabilitation of Distribution and/or Transmission Lines; Water Supply Facilities	\$500,000	100
040019D	2	Otero County	Parkdale Water Company	La Junta	Otero	Improvement / Expansion of Water Treatment Facility	\$100,000	4,178
000040D	2	Otero County	Patterson Valley Water Company	La Junta	Otero	Consolidation of Water Treatment Facilities; Construction or Rehabilitation of Distribution and/or Transmission Lines; Water Storage Facilities; Water Supply Facilities; Water Meters	\$1,178,000	96
980242D	3	La Plata County	Pine River Ranch	Bayfield	La Plata	Construction or Rehabilitation of Distribution and/or Transmission Lines; New Drinking Water Treatment Plant	\$11,608,000	2,000
060020D	2	Pitkin County	Pitkin Iron Homeowners' Association	Aspen	Pitkin	Improvement / Expansion of Water Treatment Facility	\$100,000	50
050077D	3	Pitkin County	Prince Creek HOA	Carbondale	Pitkin	Improvement / Expansion of Water Treatment Facility	\$300,000	50
090018D	3	Larimer County	Red Feather Lakes	Fort Collins	Larimer	Connect to Existing Facility; Water Supply Facilities	\$1,500,000	500

**APPENDIX G
Drinking Water Grant Program
2011 Private, Not For Profit Project Eligibility List**

Project Number	Elig. Cat.	Entity	Project Name	City	County	Project Description	Estimate Project Cost	Population
010046D	2	Park County	Red Hill Forest Property Owners Association	Fairplay	Park	New Water Treatment Facilities; Construction or Rehabilitation of Distribution and/or Transmission Lines; Water Storage Facilities; Water Supply Facilities; Water Meters	\$5,215,000	200
020013D	3	Eagle County	Red Table Acres HOA	Eagle	Eagle	Construction or Rehabilitation of Distribution and/or Transmission Lines	\$680,000	150
030066D	3	Teller County	Rosewood Hills Property & HOA	Woodland Park	Teller	Improvement / Expansion of Water Treatment Facility; Water Storage Facilities; Water Supply Facilities	\$81,000	110
050070D	3	Eagle County	Ruedi Shores Subdivision	Basalt	Eagle	Improvement / Expansion of Water Treatment Facility; Construction or Rehabilitation of Distribution and/or Transmission Lines; Water Storage Facilities	\$150,000	160
000029D	3	Costilla County	San Acacio Domestic Water Association	San Acacio	Costilla	Construction or Rehabilitation of Distribution and/or Transmission Lines; Water Storage Facilities	\$15,000	60
000030D	3	Park County	Shawnee Water Company	Shawnee	Park	Improvement / Expansion of Water Treatment Facility; Construction or Rehabilitation of Distribution and/or Transmission Lines	\$15,000	40
090066D	2	Kiowa County	Sheridan Lake Water Company	Sheridan Lake	Kiowa	New Water Treatment Facilities; Improvement / Expansion of Water Treatment Facility; Construction or Rehabilitation of Distribution and/or Transmission Lines; Water Storage Facilities; Water Supply Facilities; Water Meters; Source Water Protection Plan Implementation; Green Infrastructure, Water Efficiency Improvements, Energy Efficiency Improvements or Environmentally Innovative Projects	\$895,000	66
020036D	3	Larimer County	Sky Ranch Lutheran Camp	Fort Collins	Larimer	Connect to Existing Facility; Construction or Rehabilitation of Distribution and/or Transmission Lines; Water Storage Facilities	\$190,000	250
070001D	2	Otero County	South Swink Water Company	Swink	Otero	Improvement / Expansion of Water Treatment Facility; Consolidation of Water Treatment Facilities; Water Storage Facilities	\$1,000,000	600
050071D	1	Las Animas County	Spanish Peaks Landowners Association	Pueblo West	Las Animas	Improvement / Expansion of Water Treatment Facility; Construction or Rehabilitation of Distribution and/or Transmission Lines; Water Storage Facilities; Water Meters	\$100,000	150
050072D	3	Walsenburg, City of	Toltec Water Users Association	Walsenburg	Huerfano	Construction or Rehabilitation of Distribution and/or Transmission Lines	\$500,000	3,300
010049D	3	Teller County	Tranquil Acres Water Supply	Woodland Park	Teller	Connect to Existing Facility; Improvement / Expansion of Water Treatment Facility; Construction or Rehabilitation of Distribution and/or Transmission Lines; Water Supply Facilities	\$1,400,000	320
050073D	3	Arapahoe County	Travois Subdivision	Aurora	Arapahoe	Improvement / Expansion of Water Treatment Facility	\$300,000	300
090067D	2	El Paso County	Turkey Canon Ranch Water District	Colorado Springs	El Paso	New Water Treatment Facilities; Improvement / Expansion of Water Treatment Facility; Connect To Existing Facility; Construction or Rehabilitation of Distribution and/or Transmission Lines; Water Supply Facilities	\$250,000	75
040020D	2	Otero County	Valley Water Company	Rocky Ford	Otero	Improvement / Expansion of Water Treatment Facility	\$100,000	270
030037D	3	La Plata County	Van Den Berg Metropolitan District - Van Den Berg HOA	Ignacio	La Plata	Connect to Existing Facility	\$445,000	110
030048D	2	Otero County	Vroman Water Company	Manzanola	Otero	Improvement / Expansion of Water Treatment Facility; Construction or Rehabilitation of Distribution and/or Transmission Lines; Point of Use Ro Systems	\$60,000	155
000019D	3	Weld County	Wattensburg Improve Association	Wattensburg	Weld	Improvement / Expansion of Water Treatment Facility; Construction or Rehabilitation of Distribution and/or Transmission Lines; Water Storage Facilities; Water Supply Facilities	\$1,700,000	450
030049D	3	Otero County	West Grand Valley Water	Rocky Ford	Otero	Consolidation of Water Treatment Facilities; Construction or Rehabilitation of Distribution and/or Transmission Lines; Water Storage Facilities; Water Meters; Land Acquisition	\$265,000	85
090069D	3	Southgate WD	Willow Creek HOA	Englewood	Arapahoe	Construction or Rehabilitation of Distribution and/or Transmission Lines; Water Meters	\$500,000	365
080098D	3	Teller County	Woodland West Water Users Association	Woodland Park	Teller	Connect to Existing Facility; Construction or Rehabilitation of Distribution and/or Transmission Lines; Water Supply Facilities	\$300,000	120

Total: \$55,513,476

ADDENDUM #1

**STATE OF COLORADO
2009/2010**

**DRINKING WATER REVOLVING FUND
AND
STATE DRINKING WATER GRANT FUND
INTENDED USE PLAN**

WQCC Approved: May 29, 2009
Amended: November 9, 2009
Amended: March 9, 2010
Amended: October 12, 2010

ADDENDUM # 1

**COLORADO DEPARTMENT OF PUBLIC HEALTH AND ENVIRONMENT
WATER QUALITY CONTROL DIVISION**

**Drinking Water Revolving Fund
And
State Drinking Water Grant Fund**

**2009/2010 Intended Use Plan
AMERICAN RECOVERY AND REINVESTMENT ACT (ARRA) OF 2009**

TABLE OF CONTENTS

A. Introduction 2

B. List of ARRA Projects 2

C. Criteria and Methods for Distributing Funds 3

 1. Application and Other Administrative Deadlines 3

 2. Funding Categorization and Prioritization 5

D. ARRA Interest Rates and Loan/Loan Forgiveness Terms..... 6

E. Green Infrastructure, Water and Energy Improvements, and other Environmentally Innovative
Projects 6

F. Administrative Expenses 8

G. ARRA Short and Long-term Goals 9

H. Additional Federal Requirements 9

 1. Davis-Bacon 9

 2. American Iron, Steel, and Manufactured Goods 9

I. Public Review and Comment..... 10

Appendix J – This appendix was omitted. Category 6 projects were included in the 2010 DWRF IUP Appendix B and given the correct category ranking.

Table 1– ARRA Project Priority/Fundable List for 2009

Table 2 – Project Category Ranking for Potential ARRA Funding

Exhibit 1 – Amended Governor’s Certification of ARRA Projects, December 11, 2009

Addendum #1

Colorado Department of Public Health and Environment Drinking Water Revolving Fund And State Drinking Water Grant Fund

2009/2010 Intended Use Plan AMERICAN RECOVERY AND REINVESTMENT ACT (ARRA) OF 2009

A. INTRODUCTION

The purpose of this addendum is to provide public notice of Colorado's implementation criteria for the American Recovery and Reinvestment Act of 2009 (ARRA) funds, and to provide the United States Environmental Protection Agency (EPA) with an amended 2009 Intended Use Plan (IUP) and a List of ARRA Projected Loans for 2009 in order to seek a federal grant award under the ARRA. The initial 2009 IUP was approved by the Colorado Water Quality Control Commission (WQCC) on November 10, 2008 with an effective date of January 1, 2009.

This addendum supplements and amends the initial 2009 IUP that took effect on January 1, 2009. This addendum adds new drinking water capital projects that may be eligible for funds that have been appropriated to Colorado under the ARRA. Any conflict between the initial 2009 IUP and this addendum, if such conflict relates to ARRA funds, shall be resolved in favor of this addendum. The amended 2009 IUP will serve as the planning document for the operations of the Drinking Water Revolving Fund (DWRF) (including the ARRA funds), and will become effective immediately upon WQCC approval.

Final EPA guidance concerning ARRA funds indicates that States' amended IUPs should include the following:

- A Project Eligibility List (PEL) of projects in the State that are eligible for assistance under section 1452 (b)(3)(B) of the Safe Drinking Water Act (SDWA) and are to be assisted pursuant to the plan.
- The list must include the name of the public water system, a description of the project, the category assigned to the project, the expected terms of financial assistance, and the size of the community served.
- In addition, the IUP must contain a description of the intended uses of the 50% additional subsidization reserve and the 20% provision for "green infrastructure" projects.
- The Project/Priority Fundable List must contain eligible projects where the total cost of assistance requested is at least equal to the amount of the grant being applied for before a grant can be awarded.
- The Project/Priority Fundable List must also contain a comprehensive list of projects that may receive Drinking Water Revolving Fund assistance from the supplemental appropriation provided under the ARRA or from other sources.
- The criteria and method established for the distribution of funds.

B. LIST OF ARRA PROJECTS

States are required to develop a comprehensive list of eligible projects for funding and to identify projects that will receive funding. The 2009 DWRF and State Drinking Water Grant Fund PEL was previously approved by the WQCC on November 10, 2008. The previously approved list includes Categories 1-5, and illustrates the current construction needs for all identified eligible drinking water projects, including source water projects, water conservation projects, and water treatment plant sludge projects.

To further ensure that all additional funds appropriated to Colorado under the ARRA are fully utilized, the WQCC held a rulemaking hearing on March 9, 2009. The WQCC amended WQCC Regulation #52 (5 CCR 1002-52) and established an additional category (Category 6) of eligible projects for potential funding. The projects added were listed as Category 6 projects in the Additions to the 2009 Project Eligibility List and were incorporated into the 2010 DWRP IUP Appendix B and given the correct category ranking. Category 6 additions include those projects that are seeking funding under the ARRA and that were not already on the PEL as of January 1, 2009. Projects in Categories 1-5 that qualify for ARRA funds will be given consideration prior to funding of Category 6 projects.

Based on the information received by May 14, 2009, including Preliminary Engineering Reports, Loan Applications, and Technical Managerial and Financial Capacity Assessment Worksheets, the WQCD developed Table 1 - ARRA Project Priority/Fundable List for 2009.

C. CRITERIA AND METHODS FOR DISTRIBUTING FUNDS

1. Application and Other Administrative Deadlines

In accordance with the ARRA, priority for ARRA funds shall be given to projects on the PEL that are ready to proceed to construction within 12 months of the date of enactment of the ARRA. Colorado has chosen to identify an earlier date of September 30, 2009. Thus, in Colorado, projects that are ready to proceed to construction by September 30, 2009 will receive priority for ARRA funds. Applicants for ARRA funding must indicate in their application whether they have a ready-to-proceed-to-construction date on or before September 30, 2009.

The State must demonstrate that it can fully utilize its ARRA appropriation, in order to avoid the possibility of EPA reallocating such funds to other States. It is therefore imperative that recipients of ARRA funds consistently demonstrate that they are on track to commence construction by September 30, 2009. Colorado has adopted interim milestones to achieve this objective. If an applicant for ARRA funds fails to meet any of these milestones, it will not receive ARRA funding, and any funds available to that project will go towards the next project on the Project Priority/Fundable List. The State will not execute a loan for any ARRA project that has not received all required WQCD approvals. The milestones are as follows:

March 23, 2009: Submit an approvable Preliminary Engineering Report (PER) along with a completed PER checklist.

April 27, 2009: Submit a stimulus loan application and complete Technical, Managerial and Financial Capacity Assessment worksheets and applicable documentation.

May 31, 2009: Submit a complete/approvable Engineering Report in accordance with the Design Criteria for Potable Water Systems
<http://www.cdphe.state.co.us/wq/engineering/pdf/DesignCriteriaPotableWaterSystem.pdf>.
The Engineering Report must be approved by WQCD prior to submittal of Plans and Specifications.

June 30, 2009: Submit complete/approvable Plans and Specifications (in accordance with the Design Criteria for Potable Water Systems) and an Environmental Assessment Report, or proof that the project qualifies as a categorical exclusion from the environmental assessment process.

July 31, 2009: Fully respond to any WQCD questions and comments.

September 30, 2009: Complete bidding process, issue Notice to Proceed, and begin construction.

Should a project fail to meet the construction start date of September 30, funds will be reallocated, or the WQCD reserves the right to determine if there is sufficient cause for the delay and that the delay will not preclude use of the ARRA funds by the federal statutory deadline. The WQCD would need to approve any change order associated with the delay. If the ARRA funds are reallocated any Category 1-5 projects will be eligible for prioritization for SRF funding.

Because one of the ARRA project bids came in much lower than anticipated, and one governmental agency's charter restricts acceptance of a portion of its ARRA 0% loan, slightly more than \$5 million is still available to be obligated prior to the February 17, 2010 deadline. Thus, the WQCD continued down the ARRA Fundable List (Table 1) in priority ranking order to identify additional projects to receive this funding. The WQCD is currently working with these governmental agencies to ensure that all ARRA-funded projects are under contract on or prior to the ARRA deadline. The following deadline is hereby established for the new projects now under consideration for funding:

December 31, 2009: Satisfy all requirements, secure funding, complete bidding process, issue Notice to Proceed, and begin construction.

The funding agreements entered into between the Authority and the initial recipients of ARRA principal forgiveness and loans contain a deadline that may result in some funds ultimately being reallocated to other projects. The relevant language is as follows: "The Governmental Agency acknowledges that the loan is to fund actual engineering, equipment, and construction contracts, and other eligible cost for the project. Any ARRA funds not obligated for actual engineering, equipment and construction contracts, and other eligible cost by December 31, 2009 may be reduced accordingly." If recipients cannot obligate all funds as required by this provision thus rendering such funds available for other projects, the WQCD will reallocate the funds as follows:

- The WQCD will proceed down the ARRA Fundable List (Table 1 in priority ranking order to provide additional ARRA funds to initially-funded governmental agencies whose project bids came in high, thus necessitating a scaling back of their original projects in order to meet the September 30, 2009, construction deadline.
- If all of the original projects as referenced in the paragraph above receive full funding and funds are still available, the WQCD will continue to proceed down the ARRA Fundable List in priority ranking order to obligate the remaining funds to a governmental agency or agencies who are ready to proceed.
- The WQCD reserves the right to establish new milestones and/or deadlines for such projects in order to ensure that all ARRA-funded projects are under contract for construction by the February 17, 2010, deadline.

If after February 17, 2010, additional funds become available as the result of a national reallocation of unused funds from other States; the WQCD will continue proceeding down the ARRA Fundable List (Table 1) in order to fund additional projects. In such case, the WQCD reserves the right to establish new milestones and/or deadlines to meet any new deadlines set by the ARRA Act and the EPA Administrator.

Administration of Reallocated Funds (the following section was approved by the WQCC on March 9, 2010)

The WQCD submitted its Certified List of Projects for Consideration of Reallocation ("Certified List," attached in previous versions as Appendix N) to EPA on February 1, 2010, in order to be considered for additional funds that may become available as the result of a national reallocation of unused funds from

other States. The Certified List included: (a) initially-identified projects that were not fully funded with the first round of ARRA funds because the funds became depleted at the point of their project ranking; (b) projects for which initial bids came in high, and thus were scaled back in order to meet the September 30, 2009 construction deadline; and (c) projects on the ARRA Fundable List that met all the established deadlines, but that did not receive initial ARRA funding because of their relatively low ranking. If Colorado receives additional funds through the national reallocation process, funds will be distributed to projects on the Certified List in priority ranking order until all funds are utilized. Appendix N has been omitted since no funds were reallocated.

All reallocated funds are subject to the 20% green projects goal as contained in the ARRA legislation, as well as the Davis-Bacon wage rate and "Buy American" requirements as described in Section H, below.

EPA's reallocation guidance states that all reallocated funds must be under contract no later than June 17, 2010. In order to meet this very stringent timeframe, all reallocated funds will be administered by way of Principal Forgiveness and will not be subject to the \$2,000,000 cap as established for the initial round of ARRA funding (as outlined in Section D. below). The Colorado Water Resources and Power Development Authority Board adopted these new terms for the administration of reallocated ARRA funds on January 29, 2010. **All projects must have a signed assistance agreement in place by June 1, 2010.** The WQCD reserves the right to establish additional milestones in order to meet the June 17, 2010 deadline.

2. Funding Categorization and Prioritization

Colorado uses a categorization and prioritization system to ensure the efficient and appropriate allocation of federal SRF monies. The State will employ this system in connection with ARRA funds, and projects will be funded in a priority order as outlined below. The State's existing PEL consists of six categories, with Category 6 recently added:

Project Priority System

Colorado's project priority system is set forth in the DWRP Rules, Regulation #52. The Rules include the following categories by priority ranking:

Priority 1 Acute Health Hazard:

The WQCD has identified continuous violation of an acute maximum contaminant level (MCL) or a surface water treatment rule (SWTR) treatment technique requirement.

Priority 2 Chronic (Long Term) Health Hazard:

The WQCD has identified a continuous violation of an MCL or an SWTR treatment technique requirement for a chronic contaminant.

Priority 3 Potential Acute Health Hazard:

The public water system (PWS) has periodically exceeded an acute MCL, has levels greater than 50 percent of an acute MCL on a regular basis, or has short-term problems meeting an SWTR treatment technique requirement that can be controlled temporarily by operational means.

Priority 4 Potential Chronic Health Hazard:

The PWS has periodically exceeded a chronic MCL, has levels greater than 50 percent of a chronic MCL on a regular basis, or has short-term problems meeting other treatment technique requirements.

Priority 5 Other Future Needs:

The PWS is beyond the useful/design life and is in need of equipment replacement, rehabilitation or repair, in order to maintain compliance or further the public health protection goals of the SDWA.

Priority 6 Funding under ARRA (Category 6):

Includes those projects that seek funding only under ARRA and that were not already on the PEL as of January 1, 2009. Projects in Categories 1-5 that qualify for funding under ARRA will be given consideration prior to funding of Category 6 projects.

The State will use its existing point system within WQCC Regulation #52 to prioritize projects within each category. See 5 CCR 1002-52, § 52.6(4). If it is determined that the State lacks sufficient ARRA funds to cover loans and loan subsidization for all eligible projects, Category 1 projects that are ready to proceed to construction will be funded prior to Category 2 projects, which will be funded prior to Category 3 projects, which will be funded prior to Category 4 projects, which will be funded prior to Category 5 projects, which will be funded prior to Category 6 projects - until all funds are obligated.

D. ARRA INTEREST RATES AND LOAN/LOAN FORGIVENESS TERMS

The following ARRA loan/loan forgiveness terms have been adopted by the Colorado Water Resources and Power Development Authority (Authority) Board:

- Background: Pursuant to the ARRA, not less than 50% of the ARRA funds will be applied to principal forgiveness as set forth below. It is the intention of this IUP that the balance of ARRA funds beyond approximately 50% will be made available through loans without principal forgiveness.
- Loan Term: Up to 20 Years plus the construction period (except for those DWRP loans that would qualify as disadvantaged could go up to 30 years).
- Interest Rate ARRA Loans: ARRA loans will be issued at an interest rate of 0%.
- Administrative Fees on ARRA Loans: No administrative fees will be charged on ARRA funded loans.
- Principal Forgiveness: Principal forgiveness of up to \$2,000,000 per project will be provided to the highest prioritized projects until such time as the amount of ARRA funds so applied is not less than 50% of the total ARRA funds available; recognizing, however, that depending upon the costs and priority list order of individual projects funded by ARRA funds, the total applied to principal forgiveness may slightly exceed 50%. Project cost in excess of \$2,000,000 for individual projects funded by ARRA funds will not be eligible for principal forgiveness.

For unobligated capitalization grant funds and re-loan funds, additional subsidization from the current loan program terms, including lower direct loan interest rates and lower leveraged loan interest rates, will be considered by the Authority, Department of Local Affairs, the WQCD and the WQCC.

E. GREEN INFRASTRUCTURE, WATER AND ENERGY IMPROVEMENTS, AND OTHER ENVIRONMENTALLY INNOVATIVE PROJECTS

The ARRA requires that, to the extent there are sufficient eligible project applications, not less than 20% of the ARRA funds appropriated to a State shall be used for projects to address green infrastructure, water or energy efficiency improvements, or other environmentally innovative activities.

The State will rely upon the definitions of the terms “green infrastructure,” “water efficiency,” “energy efficiency,” and “environmentally innovative projects” as found in Attachment 8 to EPA’s ARRA Guidance dated March 2, 2009, to guide its administration of the ARRA’s green projects component. The general terms “green projects” and “green components of projects” as used herein are intended to include all of these categories of projects. The WQCD will also rely upon the project descriptions and examples of qualifying projects contained in Attachment 8 to EPA’s Guidance in determining whether certain projects meet EPA’s green project criteria. The WQCD will also consider any subsequent policy and/or guidance provided by EPA in making green project determinations. The WQCD will document the bases for each of its determinations that individual projects (or components of projects) meet EPA’s green project criteria.

The following is a description of how the State will strive to achieve the ARRA’s 20% green projects funding goal within the framework of the category ranking system for projects established in Regulation #52 and this IUP. Upon receipt of the ARRA capitalization grant from EPA, Colorado will reserve 20% of the appropriated funds to finance green projects. This account will be referred to as the “Green Project Reserve Account.” The remaining 80% of the appropriated funds may be used to finance both conventional (non-green) projects and green projects. This account will be referred to as the “Unrestricted Account.”

The WQCD will begin by offering funding to the highest ranking Category 1 project on the Project Eligibility List (PEL) that is ready to proceed to construction, and will continue down the list in order of project ranking until the Unrestricted Account is entirely utilized. Green projects or green components of projects will be funded from the Green Project Reserve Account, while conventional projects and conventional components of projects will be funded from the Unrestricted Account.

Once the funds in the Unrestricted Account are fully utilized, the WQCD will make a concerted effort to expend any and all remaining monies in the Green Project Reserve Account by funding only green projects or green components of projects. This may lead to certain conventional projects being “skipped over” in an effort to achieve the 20% green infrastructure goal. It may also result in split funding of some projects whereby the green components are eligible for ARRA funding and the conventional components are eligible for other State financial assistance. Entities offered ARRA funding for the green components of their projects must be ready to make an immediate decision as to whether they wish to accept the condition that the ARRA-specific requirements (i.e. the Davis-Bacon wage rate and “Buy American” provisions) will apply to all State-funded components of their projects. If an entity is not willing to accept this condition, then the WQCD will move to the next project on the PEL to offer funding. This process of proceeding down the PEL in priority order to identify green projects or green components of projects will continue until all funds in the Green Project Reserve Account have been utilized.

In the event the State cannot meet the 20% goal due to lack of green projects that are ready to proceed to construction by the September 30, 2009 deadline, then the State will request permission from EPA (through the certification process in Section V.C. of EPA’s Guidance) to allow use of any remaining funds in the Green Project Reserve Account for conventional projects. If EPA accepts the State’s certification thereby allowing such conversion of funds, the WQCD would offer funding to the first conventional project on the PEL that was skipped after the Unrestricted Account funds were fully utilized, and would proceed down the list from that point.

In the event that the State receives additional ARRA funds in the future, the priority ranking system contained in the Regulations and this IUP, along with any additional formal EPA Guidance, shall serve as the system for administering such funds. The process and conditions outlined in Section C.1. above, along with the Certified List of Projects for Consideration of Reallocation shall govern the distribution of national reallocation funds. No funds were reallocated.

F. ADMINISTRATIVE EXPENSES

A 4 percent administrative allocation from the ARRA funds is being reserved for DWRF administrative expenses. This revenue supports compliance with all federal requirements (i.e., reporting requirements, financial reviews, loan approvals, audit requirements, engineering document reviews, environmental document reviews, design review, construction inspection, monitoring, staff salary and other eligible expenses related to ARRA).

A \$34,352,000 capitalization grant was awarded on July 30, under the American Recovery and Reinvestment Act with \$1,374,080 for 4 percent administration and \$687,000 for the Small Systems Training and Technical Assistance (SSTTA) 2% grants.

The WQCD intends to use the full 2% SSTTA set-aside (\$687,040.) The WQCD will provide planning and design grants (up to \$25,000 per grant) and/or grants for planning studies that include a pilot project which addresses removal of radionuclides (up to \$50,000 per grant). In addition, a portion of the set-aside funding will be used for contractual support for administering the SSTTA grants.

The intent of the SSTTA grant program is to assist small systems with costs associated with planning/design of systems and for pilot projects associated with the removal of radionuclides in drinking water. The following criteria will need to be met:

- Population is under 10,000, and
- The 2000 median household income (MHI) is less than the state median (the 2000 MHI for the state is \$47,203) **or** current or post project water monthly rates are equal to or greater than the state average (current year, State monthly average for water - \$29.73), and
- Non-governmental entities must be in "Good Standing" with the Secretary of State, and
- Non-governmental entities must show proof of at least \$1,000,000 liability insurance with CDPHE named as co-insured

SSTTA Grants will be awarded to those systems identified on the 2009 Drinking Water Revolving Fund and State Drinking Water Grant Fund Intended Use Plan. Specifically:

Appendix B Drinking Water Revolving Fund 2009 Project Eligibility List or
Appendix H Drinking Water Grant Program 2009 Private, Not For Profit Project Eligibility List

Applications must be submitted by July 1, 2009, and projects will be funded in priority order using the Priority Systems criteria included in the 2009 Drinking water Revolving Fund and State Drinking Water Grant Fund Intended Use Plan. These grants do not require a match but are not necessarily intended to cover all of the costs associated with the project.

In August 2009, nineteen (19) \$25,000 & \$50,000 grants were awarded to small drinking water systems throughout Colorado. These grants were made possible with 2% SSTTA set-aside funding received through the *American Recovery and Reinvestment Act*. The 2% of the appropriated amount (or \$687,040) was set-aside for SSTTA funding and the Drinking Water Capacity Development Program opted to issue the total amount in the form of grants to small systems in need. Small systems are defined as those systems serving a population 10,000 or less, and a median household income (MHI) less than the \$47,203 state average or a water user rate higher than the state average as calculated yearly by the Department of Local Affairs.

G. ARRA SHORT AND LONG-TERM GOALS

Long-Term Goals:

- Maintain compliance with all state and federal requirements of the ARRA.
- Maintain compliance with the requirement of the 50 percent additional subsidization of the ARRA funds.
- Maintain compliance with the 20 percent utilization of the green infrastructure, water or energy efficiency improvements, or other environmentally innovative technologies provisions of the ARRA.
- Maintain compliance with all new reporting requirements of the ARRA.

Short-Term Goals:

- Ensure the funds are prioritized and allocated in a manner that will achieve an overall economic and environmental benefit to the State.
- Allocate all ARRA funds within a time frame that will ensure all funds will be fully utilized.
- Ensure all recipients of the ARRA funds are in construction in a timely manner that will comply with the Act.
- Identify additional ready to proceed projects to utilize additional reallocated ARRA funds should they become available.

H. ADDITIONAL FEDERAL REQUIREMENTS

The ARRA includes a number of new cross-cutting requirements that will apply to projects funded in part or in whole with funds made available by the ARRA. Accordingly, applicants for ARRA funds must certify in their applications that their projects will comply with the following requirements (or submit a justification for a waiver under the ARRA):

1. Davis-Bacon

Section 1606 of the ARRA requires all laborers and mechanics employed by contractors and sub contractors on projects funded directly by or assisted in whole or in part by and through the Federal Government pursuant to the Act shall be paid wages at rates not less than those prevailing on projects of a character similar in the locality as determined by the Secretary of Labor.

The purpose of this language is to apply Davis-Bacon Act wage rules to all assistance agreements made in whole or in part with funds appropriated under the ARRA. The Department of Labor provides all pertinent information related to compliance with labor standards, including prevailing wage rates and instructions for reporting.

2. American Iron, Steel, and Manufactured Goods

Section 1605 of the ARRA requires that none of the appropriated funds may be used for the construction, alteration, maintenance, or repair of a public building or public work unless all of the iron, steel, and manufactured goods used in the project is produced in the United States unless (a) a waiver is provided to the recipient by EPA or (b) compliance would be inconsistent with United States obligations under international agreements. In order to receive a waiver, the State must send a written request to the EPA Administrator. A decision will be made based on the following criteria:

- a. The requirement is inconsistent with the public interest for purposes of the project for which a waiver has been requested,
- b. Iron, steel, and necessary manufactured goods are not produced in the United States in sufficient and reasonably available quantities and of a satisfactory quality, and
- c. Inclusion of iron, steel, and manufactured goods produced in the United States will increase the overall cost of the project by more than 25 percent.

I. PUBLIC REVIEW AND COMMENT

- On January 30, 2009, the WQCC filed and posted a notice of a March 9th public Rulemaking Hearing to consider revisions to the WQCC's State Revolving Fund Regulations for inclusion of provisions necessary to implement the ARRA requirements. On the same day, the WQCC posted notice of a March 9th public Administrative Action Hearing to consider approval of revisions to the 2009 IUP for purposes of implementing ARRA funding requirements. On February 2, 2009, these notices were distributed to a list of persons who have requested notification of WQCC rulemaking hearings. The notices were also sent to all persons on the WQCD's Water Quality Bulletin distribution list.
- On February 3, 2009, the WQCD distributed a survey to all entities on the Water Quality Information Bulletin distribution list, to all governmental entities listed on the 2009 eligibility list for which the WQCD had electronic contact information, to a stakeholder list compiled during recent consideration of a potential fee bill, to all Regional Councils of Government, and to the Department of Local Affairs, soliciting requests from interested parties to add Category 6 projects to the PEL, with a deadline of February 13, 2009. The survey was also posted on the WQCD website and the Colorado Water Resources and Power Development Authority website.
- On February 5, 2009, the WQCC posted the proposed revisions to the State Revolving Fund Rules for consideration in the March 9, 2009 Rulemaking Hearing.
- On February 27, 2009, the WQCC filed and posted a notice of an April 13th public Rulemaking Hearing to consider any additional revisions to the WQCC's State Revolving Fund Regulations that may be needed to implement ARRA requirements. On the same day, the WQCC posted notice of an April 13th public Administrative Action Hearing to consider additional revisions to the 2009 IUP for purposes of implementing ARRA funding requirements to be described in forthcoming final EPA Guidance. These notices were distributed in the same manner as the initial January 30, 2009 notices.
- On March 3, 2009, the WQCC posted notice of slight changes to the initial proposal for revisions to the State Revolving Fund Regulations. The WQCC also posted the text of the WQCD's proposal dealing with administration of ARRA funds (Addendum #1 to the 2009 IUP).
- On March 6, 2009, the WQCC posted notice of proposed revisions to the March 3 version of Addendum #1 to the IUP (mainly to include specific funding terms from the Colorado Water Resources and Power Development Authority).
- On March 9, 2009, the WQCC conducted a public Rulemaking Hearing during which it considered and adopted the WQCD's proposal to revise the State Revolving Fund Regulations to include a new Category 6 for projects seeking funding under the ARRA which were not on the PEL prior to January 1, 2009. On the same day, the WQCC conducted a public Administrative Action Hearing during which it approved the WQCD's proposed Addendum #1 to the IUP and addition of the Category 6 projects to the PEL.
- On March 20, 2009, the WQCC posted notice of a May 11th public Administrative Action Hearing to consider approval of proposed additional revisions to 2009 IUP, to identify projects potentially receiving funding.
- On April 13, the WQCC conducted a public Administrative Action Hearing during which it considered and approved the WQCD's additions to Addendum #1 to the IUP (mainly dealing with administration of the Green Project Reserve Fund).

- On May 11, with a continuation to May 29, 2009, the WQCC conducted a public Administrative Action Hearing during which it considered and approved the WQCD's additions to Addendum #1 to the IUP including information about the use of the Small System Training and Technical Assistance set-aside funds, Table 1 – ARRA Project Priority/Fundable List for 2009 and the adoption of Table 2 – Project Category Ranking for Potential ARRA Funding

DRINKING WATER STATE REVOLVING FUND AMERICAN RECOVERY AND REINVESTMENT ACT FUNDABLE LIST 2009
TABLE 1

STATE: Colorado
DATE: 05/29/09

ARRA Grant	\$34,352,000
4% Set Aside	\$1,374,080
2% Other Set-Asides	\$687,040
50% Subsidy	\$17,176,000
20% GPR	\$6,870,400
ARRA Funds for Loans	\$15,114,880

* The project award amount is an estimate. The project must continue to meet all future deadlines and state and federal requirements associated with ARRA funding
** Interest rates are estimated based on project amount and MHI (median household income). ARRA loans are at 0% interest. The base SRF interest rates range from 0% to 2.5% for 2009 only. This includes 0% for populations of 5,000 or less with a MHI less than 61% of the state average MHI. DACs at 61-80 % of the state average for MHI interest rates are 1%. Direct loans up to \$2 million are 2% and leveraged loans over \$2 million are 2.5%
***Green Project Reserve amount are estimates. Some "Green Projects" require a "Business Case"

Project Rank	Category Ranking	Priority Points Assigned	Project Number	Source of Funds	Assistance Recipient	PWSID	Service Area Population	Project Description	Estimated Construction Date	Funding Amount Requested	*Estimated Eligible Amount	Loan Amount	*Principal Forgiveness	Interest Rate **	Repayment Terms **	***Green Project Reserve Amount	Categorical = C Business = B
1	1	75	020020D	ARRA	Hi-Land Acres WSD	CO0101075	350	Distribution system	9/30/09	\$ 1,200,000	\$ 1,200,000	\$ -	\$ 1,200,000	0.0%	20 Years	\$ 1,200,000	B
2	1	70	960047D	ARRA	Hot Sulphur Springs, Town of	CO0125352	614	New intake piping, treatment, constructing a new clearwell and storage improvements.	9/30/09	\$ 3,300,000	\$ 3,300,000	\$ 1,300,000	\$ 2,000,000	0.0%	20 Years		
3	1	50	050013D	ARRA	Colorado City Metro District	CO0151200	2,041	Reclassify GWUDI	9/30/09	\$ 1,780,000	\$ 1,780,000	\$ -	\$ 1,780,000	0.0%	20 Years	\$ 518,300	B
4	1	25	040003D	ARRA	Brighton, City of	CO0101025	33,397	UV Disinfection	9/30/09	\$ 1,044,000	\$ 1,044,000	\$ -	\$ 1,044,000	0.0%	20 Years		
5	2	60	960056D	ARRA	Kit Carson, Town of	CO0109011	214	Replacements, installations, improvements, and modifications to the water system's collection, treatment, and distribution facilities	9/30/09	\$ 392,000	\$ 392,000	\$ -	\$ 392,000	0.0%	20 Years	\$ 319,225	C = \$46,000 B = \$273,225
6	2	40	960080D	ARRA	Norwood, Town of	CO0157500	1,740	Rehabilitate the Town's 500,000 gallon water storage tank, upgrade a pressure reducing valve and implement chlorination treatment.	9/30/09	\$ 570,150	\$ 540,150	\$ -	\$ 540,150	0.0%	20 Years		
7	2	30	960227D	ARRA	Rocky Ford, City of	CO0145600	4,277	Distribution transmission lines construction/rehabilitation (Hancock)	9/30/09	\$ 945,337	\$ 945,337	\$ -	\$ 945,337	0.0%	20 Years		
8	3	67	000017D	ARRA	Siebert, Town of	CO0132015	182	Improvements to wells and transmission lines, upgrades to treatment and distribution system and storage tank improvements	9/30/09	\$ 1,719,500	\$ 1,719,500	\$ -	\$ 1,719,500	0.0%	20 Years		
9	3	55	080006D	ARRA	Cheyenne Wells, Town of	CO0109006	985	Distribution transmission lines construction/rehabilitation and meters	9/30/09	\$ 1,732,517	\$ 1,732,517	\$ -	\$ 1,732,517	0.0%	20 Years	\$ 1,077,189	B
10	3	50	090028D	ARRA	Kremmling, Town of	CO0125455	1,570	Replace distribution lines	9/30/09	\$ 2,000,000	\$ 2,000,000	\$ -	\$ 2,000,000	0.0%	20 Years	\$ 2,000,000	B
11	3	45	070006D	ARRA	Arabian Acres Metro District	CO0160075	620	Shallow main replacement, service line replacement, storage tank improvement well 5 redrill	9/30/09	\$ 287,440	\$ 287,440	\$ -	\$ 287,440	0.0%	20 Years	\$ 171,624	B
12	3	45	960009D	ARRA	Blanca, Town of	CO0112100	400	Water Meters	9/30/09	\$ 50,000	\$ 50,000	\$ -	\$ 50,000	0.0%	20 Years	\$ 50,000	C
13	3	45	050025D	ARRA	Fraser, Town of	CO0125288	996	1-Replacement of raw water trans line; 2-Emergency Power, controls & instrumentation; 3-Water system emergency interconnection; 4-Meter vault rehab	9/30/09	\$ 751,060	\$ 751,060	\$ -	\$ 751,060	0.0%	20 Years	\$ 261,400	C
14	3	40	030026D	ARRA	Georgetown, Town of	CO0110015	1,088	Membrane Filtration System, tank, 400K addition, micro-hydroelectric, water meters	9/30/09	\$ 3,340,000	\$ 3,340,000	\$ 1,340,000	\$ 2,000,000	0.0%	20 Years	\$ 185,000	C
15	3	35	050034D	ARRA	Manitou Springs, City of	CO0121450	4,980	Raw water interconnect, and transmission line, replace 18 PRVs, storage tank, distribution line pressure sensors with telemetry, isolation valves, fluorine analyzer	9/30/09	\$ 7,746,480	\$ 7,746,480	\$ 7,012,484	\$ 733,996	0.0%	20 Years	\$ 4,410,000	B
										ARRA LOAN FORGIVENESS AMOUNT-->		\$ 17,176,000			GPR Total	\$ 10,192,738	
16	3	35	090007D	ARRA	La Junta, City of	CO0145420	7,857	Water tank, pumps, reserve tank, reserve pump, appurtenances	9/30/09	\$ 1,830,000	\$ 1,830,000	\$ 1,830,000	\$ -	0.0%	20 Years	\$ 306,484	C = \$57,746 B = \$248,738
17	3	30	080014D	ARRA	Florence, City of	CO0122500	9,359	Replace existing 1 mg clear well with 2 425k clear wells	9/30/09	\$ 3,025,930	\$ 3,025,930	\$ 3,025,930	\$ -	0.0%	20 Years		
18	3	20	990039D	ARRA	Salida, City of	CO0108700	5,425	Water tank roof rehabilitation, complete security fencing around tank site.	9/30/09	\$ 325,000	\$ 325,000	\$ 325,000	\$ -	0.0%	20 Years		
19	4	55	050019D	ARRA	Divide MPC	CO0160295	198	Transmission lines, test & complete two wells	9/30/09	\$ 184,395	\$ 145,930	\$ 145,930	\$ -	0.0%	20 Years		
20	4	42	960005D	ARRA	Baca Grande WSD	CO0155200	900	Distribution system main line upgrades, interconnection of two public water systems, add telemetry and automated controls.	9/30/09	\$ 1,483,750	\$ 1,483,750	\$ 135,536	\$ -	0.0%	20 Years		
										\$ 15,114,880							
20	4	42	960005D	DWSRF	Baca Grande WSD	CO0155200	900	Water Main, Meter Replacements, Well 18 Improvements	9/30/09	Continued from line 30		\$ 1,348,214	\$ -	0.0%	20 Years		
21	4	25	040025D	DWSRF	Ridgway, Town of	CO0146676	1,036	Line replacement, pump station replacement and controls and transmission line	9/30/09	\$ 975,000	\$ 975,000	\$ 975,000	\$ -	2.0%	20 Years	\$ 1,025,000	B
22	5	65	090020D	DWSRF	East Cherry Hills WSD	CO0103234	200	Replace water main lines and hydrants	9/30/09	\$ 1,500,000	\$ 1,500,000	\$ 1,500,000	\$ -	2.0%	20 Years		
23	5	55	090002D	DWSRF	Bow Mar WSD	CO0103153	847	Water Replacement Project	9/30/09	\$ 1,150,000	\$ 1,150,000	\$ 1,150,000	\$ -	2.0%	20 Years	\$ 1,150,000	B
24	5	45	080008D	DWSRF	Gateway Metro District	CO0149300	365	Replace existing storage tanks, distribution system improvements including looping, additional valves and road restoration.	9/30/09	\$ 576,575	\$ 576,575	\$ 576,575	\$ -	2.0%	20 Years	\$ 356,496	B
25	5	45	960208D	DWSRF	Kersey, Town of	CO0162439	1,450	Replacement of water mains, removal of lead loops, replace water meters, street restoration	9/30/09	\$ 1,990,000	\$ 1,990,000	\$ 1,990,000	\$ -	2.0%	20 Years	\$ 1,990,000	B
26	5	40	050038D	DWSRF	Ovid, Town of	CO0158005	333	Water distribution line replacement	9/30/09	\$ 200,000	\$ 200,000	\$ 200,000	\$ -	0.0%	20 Years	\$ 247,000	B

Project Rank	Category Ranking	Priority Points Assigned	Project Number	Source of Funds	Assistance Recipient	PWSID	Service Area Population	Project Description	Estimated Construction Date	Funding Amount Requested	*Estimated Eligible Amount	Loan Amount	*Principal Forgiveness	Interest Rate **	Repayment Terms **	***Green Project Reserve Amount	Categorical = C Business = B	
27	5	35	960137D	DWSRF	Hayden, Town of	CO0154333	1,869	Booster chlorination and gravity water storage	9/30/09	\$ 2,540,070	\$ 2,540,070	\$ 2,540,070	\$ -	2.5%	20 Years			
28	5	35	090021D	DWSRF	Collbran, Town of	CO0139185	600	Improvements to existing water distribution lines.	9/30/09	\$ 511,325	\$ 511,325	\$ 511,325	\$ -	1.0%	20 Years			
29	5	30	030044D	DWSRF	Ophir, Town of	CO0157600	175	Construction of a new water treatment plant and water storage facilities and installation of new water supply lines.	9/30/09	\$ 500,000	\$ 208,476	\$ 208,476	\$ -	2.0%	20 Years			
30	5	30	960045D	DWSRF	Holly, Town of	CO0150600	1,015	Water distribution Line, water meters, materials and appurtenances	9/30/09	\$ 90,145	\$ 90,145	\$ 90,145	\$ -	0.0%	20 Years	\$ 323,120	C = \$62,600 B = \$260,520	
31	5	30	090032D	DWSRF	Hotchkiss, Town of	CO0115352	1,024	New Water Line	9/30/09	\$ 775,000	\$ 775,000	\$ 775,000	\$ -	0.0%	20 Years			
32	5	30	960227D	DWSRF	Rocky Ford, City of	CO0145600	4,277	Distribution transmission lines construction/rehabilitation	9/30/09	\$ 2,674,065	\$ 2,674,065	\$ 2,674,065	\$ -	2.5%	20 Years			
33	5	25	050022D	DWSRF	Fairplay, Town of	CO0147020	1,100	Tank and transmission line	9/30/09	\$ 1,889,754	\$ 486,420	\$ 486,420	\$ -	2.0%	20 Years	\$ 25,000	B	
34	5	25	010018D	DWSRF	Idaho Springs, Town of	CO0110020	1,885	Design & Construction of a 6 inch 2,750 foot	9/30/09	\$ 481,900	\$ 481,900	\$ 481,900	\$ -	2.0%	20 Years			
35	5	25	050035D	DWSRF	Milliken, Town of	CO0162511	6,300	North Ethel Water line rehab	9/30/09	\$ 354,884	\$ 354,884	\$ 354,884	\$ -	2.0%	20 Years	\$ 339,300	B	
36	5	20	050031D	DWSRF	Lamar, City of	CO0150700	8,661	Relocation of the existing chlorine building, storage tank improvements, modifications and improvements to the valve house, and installation of a new 24" transmission main	9/30/09	\$ 5,020,000	\$ 5,020,000	\$ 5,020,000	\$ -	2.5%	20 Years			
37	5	15	960163D	DWSRF	Crested Butte, South MD	CO0126189	1,283	300K storage tank, pump facility	9/30/09	\$ 1,000,000	\$ 1,000,000	\$ 1,000,000	\$ -	1.0%	20 Years			
38	5	10	050016D	DWSRF	Cortez, City of	CO0142200	8,900	Multi-media filters, Solar hot water Heating, Chlorine Dioxide	9/30/09	\$ 481,500	\$ 481,500	\$ 481,500	\$ -	0.0%	20 Years	\$ 25,000	C	
39	5	5	080007D	DWSRF	Colorado Springs, City of	CO0121150	394,177	Highline Reservoir at Mesa WWTP	9/30/09	\$ 12,633,307	\$ 12,633,307	\$ 12,633,307	\$ -	2.5%	20 Years			
40	5	5	090034D	DWSRF	Parker Water & San District	CO0118040	41,000	Raw Water pipeline, over excavation, repurchased equipment, pipeline, wells	9/30/09	\$ 14,942,400	\$ 4,076,400	\$ 4,076,400	\$ -	2.5%	20 Years			
41	6*	20	090084D	ARRA	Crestview Water & San Dist	CO0101040	16,140	Water line replacement	9/30/09	\$ 1,384,720	\$ 1,384,720	\$ 1,384,720	\$ -	0.0%	20 Years			
42	6*	10	090147D	ARRA	Gypsum, Town of	CO0119329	5,821	Replace water supply piping, install hydroelectric power generator & appurtenances	9/30/09	\$ 936,726	\$ 936,726	\$ 936,726	\$ -	0.0%	20 Years	\$ 936,726	C	
43	6*	10	090095D	ARRA	Steamboat Springs, City of	CO0154725	12,130	Replace water main	9/30/09	\$ 400,000	\$ 400,000	\$ 400,000	\$ -	0.0%	20 Years	\$ 584,650		
44	6*	5	090059D	ARRA	Durango, City of	CO0134150	18,500	Photovoltaic system	9/30/09	\$ 1,500,000	\$ 1,500,000	\$ 1,500,000	\$ -	0.0%	20 Years	\$ 1,500,000	C	
											BASE SRF LOAN AMOUNT-->	\$ 43,294,727	\$ 17,176,000					
											\$ 88,214,930	\$ 75,585,607	\$ 58,409,607	\$ 75,585,607			\$ 29,194,252	

STATE: COLORADO
DATE: May 21, 2009

**PROJECT CATEGORY RANKINGS FOR POTENTIAL
AMERICAN RECOVERY AND REINVESTMENT ACT (ARRA) FUNDING
DRINKING WATER REVOLVING FUND**

TABLE 2

Eligibility Category	Project Number	Assistance Recipient	PWS ID#	Project Description	Funding Amount Requested	Amount Eligible
1	040003D	Brighton, City of	CO0101025	UV Disinfection	\$ 1,044,000	\$ 1,044,000
1	050013D	Colorado City Metro District	CO0151200	Improvement to WTP to comply with GWUDI	\$ 1,780,000	\$ 1,780,000
1	020020D	Hi-Land Acres WSD	CO0101075	Distribution system	\$ 1,200,000	\$ 1,200,000
1	960047D	Hot Sulphur Springs, Town	CO0125352	New baffled clear well with gravity flow to existing clear well	\$ 3,300,000	\$ 3,300,000
2	960056D	Kit Carson, Town of	CO0109011	Replacements, installations, improvements, and modifications to the water system's collection, treatment, and distribution facilities	\$ 392,000	\$ 392,000
2	960080D	Norwood, Town of	CO0157500	Storage tank, PRV #1 upgrades, Chloramination treatment	\$ 570,150	\$ 540,150
2	960027D	Rocky Ford, City of	CO0145600	Distribution transmission lines construction/rehabilitation (Hancock)	\$ 945,337	\$ 945,337
3	070006D	Arabian Acres Metro District	CO0160075	Shallow main replacement, service line replacement, storage tank improvement well 5 re-drill	\$ 287,440	\$ 287,440
3	960009D	Blanca, Town of	CO0112100	Water Meters	\$ 50,000	\$ 50,000
3	080006D	Cheyenne Wells, Townof	CO0109006	Distribution System Model and Reuse Planning	\$ 1,732,517	\$ 1,732,517
3	080014D	Florence, City of	CO0122500	Replace existing 1 mg clear well with 2 425k clear wells	\$ 3,025,930	\$ 3,025,930
3	050025D	Fraser, Town of	CO0125288	1-Replacement of raw water trans line for well #5r; 2-Emergency power controls; 4-Meter vault rehab	\$ 751,060	\$ 751,060
3	030026D	Georgetown, Town of	CO0110015	Membrane Filtration System, tank, 400K addition, micro-hydroelectric, water meters	\$ 3,340,000	\$ 3,340,000
3	090028D	Kremmling, Town of	CO0125455	Replace distribution lines	\$ 2,000,000	\$ 2,000,000
3	090007D	La Junta, City of	CO0145420	Water tank, pups, reserve tank, reserve pump, appurtenances	\$ 1,830,000	\$ 1,830,000
3	050034D	Manitou Springs, City of	CO0121450	Raw water interconnect, and transmission line, replace 18 PRVs, storage tank, distribution line, pressure sensors with telemetry, isolation valves, fluorine analyzer	\$ 7,746,480	\$ 7,746,480
3	990039D	Salida, City of	CO0108700	Rehab water tank, repair fencing of water tank site	\$ 325,000	\$ 325,000

3	000017D	Siebert, Town of	CO0132015	Improvements to wells and transmission lines, upgrades to treatment and distribution system and storage tank improvements	\$ 1,719,500	\$ 1,719,500
4	960005D	Baca Grande WSD	CO0155200	Water Main, Meter Replacements, Well 18 Improvements	\$ 1,483,750	\$ 1,483,750
4	050019D	Divide MPC	CO0160295	Transmission lines, test & complete two wells	\$ 184,395	\$ 145,930
4	040025D	Ridgway, Town of	CO0146676	Line replacement, pump station replacement and controls and transmission line	\$ 975,000	\$ 975,000
5	090002D	Bow Mar WSD	CO0103153	Water Replacement Project	\$ 1,150,000	\$ 1,150,000
5	090021D	Collbran, Town of	CO0139185	Improvements to existing water distribution lines.	\$ 511,325	\$ 511,325
5	080007D	Colorado Springs, City of	CO0121150	Highline Reservoir at Mesa WWTP	\$ 12,633,307	\$ 12,633,307
5	050016D	Cortez, City of	CO0142200	Multi-media filters, Solar hot water Heating, Chlorine Dioxide	\$ 481,500	\$ 481,500
5	960163D	Crested Butte, South MD	CO0126189	300K storage tank, pump facility	\$ 1,000,000	\$ 1,000,000
5	090020D	East Cherry Hills WSD	CO0103234	Replace water main lines and hydrants	\$ 1,500,000	\$ 1,500,000
5	050022D	Fairplay, Town of	CO0147020	Tank and transmission line	\$ 1,889,754	\$ 486,420
5	080008D	Gateway Metro District	CO0149300	Water tank, looped system, replacement	\$ 576,575	\$ 576,575
5	960137D	Hayden, Town of	CO0154333	Booster chlorination and gravity water storage	\$ 2,540,070	\$ 2,540,070
5	960045D	Holly, Town of	CO0150600	Water distribution Line, water meters, materials and appurtenances	\$ 90,145	\$ 90,145
5	090032D	Hotchkiss, Town of	CO0115352	New Water Line	\$ 775,000	\$ 775,000
5	010018D	Idaho Springs, Town of	CO0110020	Design & Construction of a 6 inch 2,750 foot water line	\$ 481,900	\$ 481,900
5	960208D	Kersey, Town of	CO0162439	Replacement of water mains, removal of lead loops, replace water meters, street restoration	\$ 1,990,000	\$ 1,990,000
5	050031D	Lamar, City of	CO0150700	Relocation of the existing chlorine building, storage tank improvements, modifications and improvements to the valve house, and installation of a new 24" transmission main	\$ 5,020,000	\$ 5,020,000
5	050035D	Milliken, Town of	CO0162511	North Ethel Water line rehab	\$ 354,884	\$ 354,884
5	030044D	Ophir, Town of	CO0157600	Transmission Line, storage tank	\$ 500,000	\$ 208,476
5	050038D	Ovid, Town of	CO0158005	Water distribution line replacement	\$ 200,000	\$ 200,000
5	090034D	Parker Water & San District	CO0118040	Raw Water pipeline, over excavation, prepurchased equipment, pipeline, wells	\$ 14,942,400	\$ 4,076,400
5	960027D	Rocky Ford, City of	CO0145600	Distribution transmission lines construction/rehabilitation	\$ 2,674,065	\$ 2,674,065
6	090084D	Crestview Water & San Dist	CO0101040	Water line replacement	\$ 1,384,720	\$ 1,384,720
6	090059D	Durango, City of	CO0134150	Photovoltaic system	\$ 1,500,000	\$ 1,500,000
6	090147D	Gypsum, Town of	CO0119329	Replace water supply piping, install hydroelectric power generator & appurtenances	\$ 936,726	\$ 936,726
6	090095D	Steamboat Springs, City of	CO0154725	Replace water main	\$ 400,000	\$ 400,000

Exhibit 1

Amended ARRA Drinking Water Revolving Fund
Governor's Project Certification

December 11, 2009

STATE OF COLORADO

OFFICE OF THE GOVERNOR

136 State Capitol Building
Denver, Colorado 80203
(303) 866 - 2471
(303) 866 - 2003 fax



Bill Ritter, Jr.
Governor

December 11, 2009

Administrator Lisa P. Jackson
Environmental Protection Agency
Ariel Rios Building
1200 Pennsylvania Avenue, N.W.
Washington, DC 20460

Re: ARRA Section 1511 Certification

Dear Administrator Jackson:

It is necessary to amend the original American Recovery and Reinvestment Act (Pub. L. 11-5) ("ARRA") drinking water certification submitted on August 25, 2009, due to ARRA recipients that were not able to accept all the ARRA 0% loan funding due to an existing City Charter and two projects that bids come in lower than engineering estimates. The amended drinking water ARRA certification includes the addition of three new ARRA projects and updated assistance agreement amounts for several projects. These changes and additions are bolded on the enclosed document. The amended wastewater list addresses the same issue of one ARRA recipient which had an existing City Charter and could not accept all the ARRA debt they had applied for. No new wastewater projects were added to the list; however, the additional funds that became available were shifted to the last project on the certification list, which had not previously received full funding.

Pursuant to Title XV, Subtitle A, section 1511 of ARRA, I hereby certify that the attached drinking water infrastructure investments totaling \$32,290,880 and wastewater infrastructure totaling \$30,093,792 appropriated by ARRA under the headings: "State Revolving Fund" to the United States Environmental Protection Agency, has received the full review and vetting required by law and that I accept responsibility that such investment is an appropriate use of taxpayer dollars. I further certify that the specific information required by section 1511 concerning each such investment (a description of the investment, the estimated total cost, and the amount of ARRA funds to be used) is provided in the Colorado Drinking Water State Revolving Fund Intended Use Plan and the Water Pollution Control Revolving Fund Intended Use Plan and is available to the public at <http://www.cdph.state.co.us/wq/FinancialSolutions/ARRA.html> and linked to recovery.gov.

I understand that my state may not receive ARRA infrastructure investment funding unless this certification is made and posted.

Please contact my office directly if you need any additional information.

Sincerely,

A handwritten signature in blue ink that reads "Bill Ritter, Jr." with a stylized flourish at the end.

Bill Ritter, Jr.
Governor

Enclosures

**AMERICAN RECOVERY AND REINVESTMENT ACT
STATE OF COLORADO
STATE REVOLVING FUND**

ARRA Grant	\$34,352,000
4% Set Aside	\$1,374,080
2% Other Set-Asides	\$687,040
Infrastructure ARRA Funds	\$32,290,880

50% Subsidy	\$17,176,000
ARRA Funds for Loans	\$15,114,880

*All loans are 0% interest rates

DRINKING WATER PROJECTS

Assistance Recipient	County	Service Area Population	Project Description	*Loan Amount	Principal Forgiveness
Hi-Land Acres WSD	Adams	350	Water Distribution System Upgrades	\$ -	\$ 1,200,000
Hot Sulphur Springs, Town of	Grand	614	Water Treatment Facility Upgrades	\$ 1,300,000	\$ 2,000,000
Colorado City Metro District	Pueblo	2,041	Water Treatment Facility Upgrades	\$ -	\$ 1,780,000
Brighton, City of	Adams	33,397	Water Treatment Facility Upgrades	\$ -	\$ 1,044,000
Kit Carson, Town of	Cheyenne	214	Water Treatment Facility Upgrades	\$ -	\$ 392,000
Norwood, Town of	San Miguel	1,740	Water Treatment Facility Upgrades;Water Storage Upgrades	\$ -	\$ 540,150
Rocky Ford, City of	Otero	4,277	Consolidation of Hancock Water System	\$ -	\$ 945,337
Siebert, Town of	Kit Carson	182	Water Storage Upgrades;Water Distribution System Upgrades	\$ -	\$ 1,719,500
Cheyenne Wells, Town of	Cheyenne	985	Water Distribution System Upgrades	\$ -	\$ 1,732,517
Kremmling, Town of	Grand	1,570	Water Distribution System Upgrades	\$ -	\$ 2,000,000
Arabian Acres Metro District	Teller	620	Water Supply Facility Upgrades;Water Distribution System Upgrades	\$ -	\$ 287,440
Blanca, Town of	Costilla	400	Water Meters	\$ -	\$ 50,000
Fraser, Town of	Grand	996	Water Treatment Facility Upgrades	\$ -	\$ 652,255
Georgetown, Town of	Clear Creek	1,088	Water Treatment Facility Upgrades	\$ 1,340,000	\$ 2,000,000
Manitou Springs, City of	El Paso	4,980	Water Treatment Facility Upgrades;Water Distribution System Upgrades	\$ 3,020,000	\$ 832,801
La Junta, City of	Otero	7,857	Water Storage Upgrades	\$ 1,830,000	\$ -
Florence, City of	Fremont	9,359	Water Treatment Facility Upgrades	\$ 2,000,000	\$ -
Divide MPC	Teller	198	Water Treatment Facility Upgrades	\$ 145,930	\$ -
Ridgway, Town of	Ouray	1,036	Water Distribution System Upgrades	\$ 450,000	\$ -
Gateway Metropolitan Dist	Pitkin	365	Water Storage Upgrades;Water Distribution System Upgrades	\$ 576,575	\$ -
Ophir, Town of	San Miguel	175	New Water Treatment Facility;New Water Storage	\$ 500,000	\$ -
Lamar, City of	Prowers	8,661	Water Storage Upgrades;Water Treatment Facility Upgrades;New Transmission Main line	\$ 3,952,375	\$ -
				\$ 15,114,880	\$ 17,176,000

Attachment 2

2012 Intended Use Plan

STATE OF COLORADO

2012

DRINKING WATER REVOLVING FUND

INTENDED USE PLAN

WQCC Approved: November 14, 2011

Effective Date: January 1, 2012

Drinking Water Revolving Fund Intended Use Plan Table of Contents

I.	Introduction	1
II.	Long Term Goals	2
III.	Short Term Goals	3
IV.	Drinking Water Revolving Fund Project List	4
V.	Criteria, Methods and Evaluation for DWRF Distribution	6
	A. Project Priority System.....	6
	B. Priority Point Assignment Within Each Category.....	6
	C. Fiscal Year 2012 Potential Appropriations Bill Requirements	7
	D. Application Deadlines	9
	E. Allocation of Loan Proceeds	10
	1. Planning and Design Grants	10
	2. Disadvantaged Communities Loans	10
	3. Miscellaneous Information	11
	F. Emergency Procedures	12
	G. Small Systems Funding Goal	12
	H. DWRF Results	12
VI.	Financial Status of the DWRF	13
	A. Transfer Activities	15
	B. Cross-Collateralization Activities	19
	C. Operator Certification.....	19
VII.	Description of Non-Project (Set-Aside) Activities to be Supported by the DWRF	19
	A. Introduction	19
	B. Administration Set-Aside.....	20
	C. Small System Training and Technical Assistance (SSTTA).....	20
	D. State Drinking Water Program Management.....	21
	E. Local Assistance and Other State Programs.....	22
	1. Loans to public water systems to acquire land or conservation easements for source water protection purposes.....	23

2.	Loans to community water systems to implement voluntary, incentive based source water quality protection measures.	23
3.	Capacity Development.....	23
4.	Source Water Assessment and Protection Program (SWAP)	24
5.	Wellhead Protection Program	24
VIII.	Miscellaneous Information	25
IX.	Public Review and Comment	25

Appendices

Appendix A:	2012 DWRF Project Eligibility List
Appendix B:	Project Priority / Fundable List
Appendix C:	Loan Summary Report
Appendix D:	DWRF Set-Aside Activity
Appendix E:	Funds Available to the DWRF Loan Program
Appendix F:	DWRF Administrative Fee Account
Appendix G:	Private, Not For-Profit Project Eligibility List

Addendum #1 State of Colorado 2009 Drinking Water Revolving Fund and State Drinking Water Grant Fund Intended Use Plan (American Recovery and Reinvestment Act)

**STATE OF COLORADO
DRINKING WATER REVOLVING FUND
INTENDED USE PLAN
2012**

DRINKING WATER REVOLVING FUND

I. INTRODUCTION

As required by Section 1452(b) of the Safe Drinking Water Act (SDWA) and by Interim Final Regulations 40 CFR 35.3555 published August 7, 2000, an Intended Use Plan (IUP) is to be filed annually with the U.S. Environmental Protection Agency (EPA). The IUP describes how the State intends to use the Capitalization Grant and Drinking Water Revolving Fund (DWRf) to meet the objectives of the SDWA and further the goals of protecting public health. The IUP is made available to the public for review and comment prior to submitting it to the EPA as required by the capitalization grant agreement.

The purpose of the DWRf program is to provide financial assistance to governmental agencies for the construction of water projects for public health and compliance purposes as described in the DWRf Rules, Regulation No. 52 (<http://www.cdphe.state.co.us/regulations/wqccregs/100252wqccwaterrevolvingfundrules.pdf>), and to set-aside funds from the capitalization grant to fund a variety of activities that are necessary to accomplish the requirements of the SDWA.

The DWRf may be used for: below market rate loans; loan guarantees; a source of reserve and security for leveraged loans (proceeds of which must be placed in the DWRf loan fund); the purchase or refinancing of existing local debt obligations where the initial debt was incurred and construction started after July 1, 1993; and earning interest prior to disbursement of assistance. Colorado limits this assistance to governmental agencies as defined by statute under C.R.S. 37-95-103 (5)(a) and (b).

The SDWA allows a state to set aside up to 31 percent of any yearly capitalization grant for non-project activities: administration and technical assistance (4%), state program activities (10%), small systems technical assistance (2%), and local assistance (15%). Additionally, up to 30% of each grant may be used for loan assistance (including forgiveness of principal) to disadvantaged communities.

This IUP serves as the planning document to describe how the funds allotted for Federal Fiscal Year (FFY) 2012 and the funds remaining from all prior federal fiscal years' capitalization grant appropriations will be used for the DWRf and non-project program set-asides. The DWRf fiscal year is January 1, 2012 to December 31, 2012. As currently developed, the IUP identifies the specific projects and activities associated with the federal appropriation and funds available from repayments to the program.

The "State" as referenced in this document is comprised of three agencies involved in operating the DWRf under a Memorandum of Agreement - the Colorado Water Resources and Power Development Authority (Authority), the Water Quality Control Division (Division) at the Department of Public Health and Environment, and the Division of Local Government (DLG) at

the Department of Local Affairs (DOLA). The SDWA, Section 1542(g)(1)(B), expressly places the authority for establishing assistance priorities and carrying out oversight and related activities (other than financial administration) with the State agency having primary enforcement responsibility; the Division is the agency that has this responsibility in Colorado. The DLG helps to evaluate the financial and managerial capacity of loan applicants, identifies potential projects for the program, and provides outreach to raise awareness of the program. The Authority is named administrator under state statute; therefore, it is the grant recipient and provides financial administration for the DWRF.

The requirements of the SDWA that are included in this IUP are as follows:

- A comprehensive priority list of those projects eligible to be assisted by the DWRF which must include the name of the public water system, the priority assigned to the project, a description of the project (type), the expected terms of financial assistance, the size of the community, and, expected funding schedule. The State must identify which projects on the priority list will, or are projected to receive funding in 2012;
- A description of the criteria and method established for the distribution of funds;
- A description of the financial status of the DWRF;
- A description of the short and long-term goals of the State's DWRF;
- A description of amounts transferred (if any) between the DWRF and the Water Pollution Control Revolving Fund (WPCRF);
- A description of the non-project activities to be funded from the DWRF Capitalization Grant including the percentage of such funds allocated to these activities.

The State will prepare and submit a capitalization grant application for FFY 2012 based on this IUP.

II. LONG TERM GOALS

The State continues to develop long-term goals that will protect public health and ensure the integrity of the DWRF. To achieve these goals, the following objectives were developed for 2012:

1. Provide affordable financial assistance for eligible applicants while maintaining a perpetual, self-sustaining revolving fund program.
2. Provide technical assistance to governmental agencies for facilitating effective planning, design, financing, and construction of facilities to comply with the provisions of the Colorado Primary Drinking Water Regulations.
3. Maintain compliance with State and Federal laws and the provisions of the State/EPA operating agreement.
4. Evaluate and implement an online application process for potential DWRF applicants.
5. Implement a revised prioritization process that aligns funding priorities with the Division strategic plan goals, sustainability and green principles, and additional subsidy requirements.

III. SHORT TERM GOALS

The Short-term goals of the DWRF for 2012 are as follows:

1. Within 90 days of the EPA allotment of capitalization grant funds, the Authority, in conjunction with the Division, will submit an application for the 2012 capitalization grant funds.
2. Provide support to the Drinking Water Program FY2011-2012 work plan to align funding options to better meet the identified result measures.
3. The Division will initiate the process for identifying projects in the FY 2013 IUP by May 2012.
4. Submit the Annual Audit to EPA by April 30, 2012.
5. The State Revolving Fund Committee, consisting of staff from Division, Authority, and DLG, will work toward implementing the following program improvements:
 - a. Continue to meet with the Water and Wastewater Funding Coordination Committee, to coordinate the financial needs of communities that are planning improvement projects identified in the 2012 IUP. The Funding Coordination Committee includes staff from the Division, Authority, DLG, Colorado Water Conservation Board, USDA Rural Development, and Rural Community Assistance Corporation.
 - b. Improve coordination between state and federal agencies to facilitate the use of multiple sources of capital financing when appropriate.
6. Leverage funds in the DWRF to accommodate the estimated demand for eligible projects in 2012 and thereafter.
7. The following projects will be funded to address specific Safe Drinking Water Act and Colorado State Drinking Water Regulations

Aging/Failing Infrastructure: City of Salida, Mesa W&SD, El Rancho MD, Town of Blanca, Town of Rico, Town of Orchard City, Town of Alma, and Bell Mountain Ranch MD

Surface Water Treatment Rule:

Filtration/Disinfection Rule: City of Monte Vista, Town of Blanca, and Town of Manassa

Chemical Contaminants and Radionuclide Rule: Town of Two Buttes, and Mountain Water and Sanitation District

Microbiological Contaminant Rule (Total Coliform): El Rancho MD, Town of Blanca, City of Monte Vista, and Town of Manassa

Water Conservation:
8. The DLG will conduct 4 to 8 training events in 2012 to help build financial and managerial capacity of public water and wastewater systems.
9. The Division will continue to transfer the existing Access project tracking database into the Division's SharePoint database to more accurately coordinate DWRF funded projects between programs in the Division.
10. The Division and DLG will conduct a comprehensive review of the current TMF practices, revise the TMF guidance, and submit HOP revisions for EPA approval.
11. The Division, DLG, and Authority will attend conferences such as Rural Water, Colorado Municipal League, and Special District Association's annual conferences to provide program information to potential borrowers.

12. The Division, DLG, and Authority will provide outreach and education opportunities in 2012 to improve financial and managerial capacity of small rural public water and wastewater systems, provide program information to potential borrowers, and provide consulting engineers and others with information about the funding process.

IV. DRINKING WATER REVOLVING FUND PROJECT LIST

States are required to develop a comprehensive priority list of eligible projects for funding and to identify projects that will receive funding. In determining funding priority, states must ensure, to the maximum extent practical, that priority for the use of funds be given to projects that: 1) address the most serious risks to human health; 2) are necessary to ensure compliance under SDWA; and 3) assist systems with the greatest financial need, on a per household basis. Projects that are primarily intended to serve future growth are not eligible. Listed below are examples of eligible and ineligible projects and project related costs under the DWRF:

Examples of Eligible Projects and Project-Related Costs:

- Projects that address present Safe Drinking Water Act (SDWA) exceedances
- Projects that prevent future SDWA exceedances (applies only to regulations in effect)
- Projects to replace aging infrastructure
 - Rehabilitate or develop drinking water sources (excluding reservoirs, dams, dam rehabilitation and water rights) to replace contaminated sources
 - Install or upgrade drinking water treatment facilities if the project would improve the quality of drinking water to comply with primary or secondary SDWA standards
 - Install or upgrade storage facilities, including finished water reservoirs, to prevent microbiological contaminants from entering the water system
 - Install or replace transmission and distribution piping to prevent contamination caused by leaks or breaks, or to improve water pressure to safe levels
 - Installation of meters
- Projects to restructure and consolidate water supplies to rectify a contamination problem, or to assist systems unable to maintain SDWA compliance for financial or managerial reasons (assistance must ensure compliance)
- Projects that purchase a portion of another system's capacity, if such purchase will cost-effectively rectify a SDWA compliance problem
- Land acquisition
 - Land must be integral to the project (i.e., needed to meet or maintain compliance and further public health protection such as land needed to locate eligible treatment or distribution facilities)
 - Acquisition must be from a willing seller
- Note: The cost of complying with the Uniform Relocation Assistance and Real Property Acquisition Policies Act of 1970 (the Uniform Act) is an eligible cost.
- Planning (including required environmental assessment reports), design, and construction costs associated with eligible projects.

Examples of Ineligible Projects and Project-Related Costs:

- Dams, or rehabilitation of dams

- Water rights, except if the water rights are owned by a system that is being purchased through consolidation as part of a capacity development strategy
- Reservoirs, except for finished water reservoirs and those reservoirs that are part of the treatment process and are located on the property where the treatment facility is located
- Drinking water monitoring costs
- Operation and maintenance costs
- Projects needed mainly for fire protection
- Projects for systems that lack adequate technical, managerial and financial capability, unless assistance will ensure compliance
- Projects for systems in significant noncompliance under the SDWA. Unless funding will ensure compliance
- Projects primarily intended to serve future growth

The DWRP Project Eligibility List for each individual entry includes: the name of the public water system, a description of the project, population, the estimated cost of the project, potential green type and cost, and a categorical ranking by priority as described in the DWRP Rules. Appendix A to this IUP is the 2012 DWRP Project Eligibility List illustrating the various projects and their associated estimated costs as required by Colorado's authorizing statute.

Appendix B (Project Priority / Fundable List) is a list of the projects that have or will have a planning document for a specific project, has a completed eligibility assessment, and are eligible to receive or have recently received a loan from the DWRP. The supporting documentation covering the assignment of priority points is available from the Division. This list includes anticipated loan terms, interest rate, type of loan, project description, and green categories. Projects that receive funding during the year that are not included on the current DWRP Project Priority/Fundable List will be added to the list in the following year.

Projects are added and deleted from the DWRP Priority / Fundable List during the annual IUP approval process. Deletions to the list are made for those entities that received a DWRP loan and completed the project. In other cases, projects are deleted from the list when the entity secures funding from sources other than the DWRP.

Beginning in 2012, the Division will utilize a "Notice of Intent to Apply to the SRF" (NOI) to identify those entities that have a reasonable expectation to apply for funding within the next year. The Division will request those entities that indicate on the 2013 Project Eligibility Survey with a construction start date within 12-18 months complete the NOI by September 15, 2012. The Projected Loans List (Appendix B in the 2013 IUP) will be developed based on the information obtained through the NOI process. Projects that do not provide a NOI by the September 15 deadline can still apply for funding; however, submittal of a NOI will still be required. If more entities apply for DWRP loans than the amount of funds available, projects will be funded in a priority order as outlined below.

Each year that funds are appropriated, in accordance with the Drinking Water Grant Funding System Rules, Regulation No. 54

(<http://www.cdphs.state.co.us/regulations/wqccregs/100254wqccdrinkingwatergrantfund.pdf>) the Division shall prepare an IUP. The IUP will include a list of eligible drinking water projects, a description of the use of funds from the previous year, the intended use of funds for the current year, the criteria and methods for distributing funds, and program goals and activities.

V. CRITERIA, METHODS AND EVALUATION FOR DWRP DISTRIBUTION

Federal regulations require that the IUP include "...the process and rationale for distribution of funds between the fund and set-aside accounts." In accordance with the Memorandum of Agreement, the State has a decision-making team comprised of staff from the three agencies to determine the DWRP projects that are forwarded to the Authority Board for funding.

Regarding the non-project activities, the Authority prepares the capitalization grant application, including the amount of funds to be set aside for activities documented in the IUP. Section VII (Non-Project Activities) outlines the proposed use of funds from the DWRP capitalization grant to meet various SDWA requirements.

A. Project Priority System

Colorado's project priority system is set forth in the DWRP Rules. The Rules include the following categories by priority ranking:

Priority 1 Acute Health Hazard:

The Division has identified continuous violation of an acute maximum contaminant level (MCL) or a surface water treatment rule (SWTR) treatment technique requirement.

Priority 2 Chronic (Long Term) Health Hazard:

The Division has identified a continuous violation of a MCL or a SWTR treatment technique requirement for a chronic contaminant.

Priority 3 Potential Acute Health Hazard:

The public water system (PWS) has periodically exceeded an acute MCL, has levels greater than 50 percent of an acute MCL on a regular basis, or has short term problems meeting an SWTR treatment technique requirement that can be controlled temporarily by operational means.

Priority 4 Potential Chronic Health Hazard:

The PWS has periodically exceeded a chronic MCL, has levels greater than 50 percent of a chronic MCL on a regular basis, or has short-term problems meeting other treatment technique requirements.

Priority 5 Other Future Needs:

The PWS is beyond the useful/design life and is in need of equipment replacement, rehabilitation or repair, in order to maintain compliance or further the public health protection goals of the SDWA.

B. Priority Point Assignment Within Each Category

As provided in the DWRP Rules, once a pre-planning, planning, or pre-design document is received, projects within each category will be prioritized by the assignment of points based upon the review of the following factors:

- (1) Population
- (2) Financial Need
- (3) Consolidation
- (4) Water Conservation
- (5) Source Water Protection
- (6) Beneficial Use of Sludge
- (7) Health Risk

Projects will be financed in priority order to the maximum extent practical. Exceptions for funding out of priority order shall be due to one of the following reasons:

- The dollar amount of total loan applications does not exceed the funds available.
- Governmental agencies are not ready to proceed with the project.
- Governmental agencies do not wish to participate in the DWRF or they have received funding from other sources.
- Governmental agencies (on the DWRF Project Eligibility or DWRF Priority / Fundable List) had an emergency situation during the funding year.
- Certain governmental agencies are not approved for funding because of technical, managerial or financial (TMF) deficiencies. Note: It is important that all PWS be managed and operated in an efficient and effective manner to ensure continued service of high quality, affordable water to their customers, now and in the future. The DWRF has established an EPA approved TMF capacity review and evaluation process to help systems understand this role and build the capacity where needed to properly serve their customers. Meeting these requirements for a loan will help the system ensure it will operate into the future with fewer difficulties, be financially secure, and be managed in the best interest of the water users. This will result in a PWS being considered an asset to its community rather than a future liability. The Division will attempt to work with the governmental entity to resolve any deficiencies through the capacity development program.
- Projects that have an existing DWRF loan and need additional funding to complete the original project as approved by the Division.
- Federal requirements mandate that a certain percentage or amount of capitalization grant funds be used for a specific purpose or to satisfy specific criteria.

Eligibility List Categories are determined based on information provided by the applicant during the Annual Eligibility Survey process. Based upon receipt and review of a Preliminary Engineering Report, Eligibility Assessment and/or loan application the assigned Eligibility List Category may be revised, during the prioritization process, to more accurately reflect the proposed project.

C. Fiscal Year 2012 Potential Appropriations Bill Requirements

For Federal Fiscal Year 2012 and consistent with the 2011 Appropriations Bill, the following requirements may apply to each State receiving DWRF capitalization grants:

- To the extent there are sufficient eligible project applications, not less than 20% of the funds shall be used for projects to address green infrastructure, water or energy efficiency improvements, or other environmentally innovative activities. The State will rely upon the definitions of the terms “green infrastructure,” “water efficiency,” “energy

efficiency,” and “environmentally innovative activities” as identified in Attachment 2 to EPA’s 2011 Appropriation Guidance, dated May 17, 2011.

The Division has identified and included potential projects that have green components in Appendix A, the Project Eligibility List. Further, if these projects meet the specific criteria for being listed in Appendix B, the Project Priority / Fundable List, they will be listed in that appendices as well. These projects have been identified by “green type” as identified in the paragraph above, the estimated dollar amount, and whether the project is “categorically green” or requires preparation of a “business case”. Per the May 17, 2011 Guidance, categorically green is defined as a project/component that can clearly demonstrate eligibility for Green Project Reserve (GPR). Projects and/or components requiring a business case must provide clear documentation to support eligibility for GPR from both a technical and financial benefit. The Division will review all business cases to determine Green Project Reserve eligibility and post them on the Division’s website.

- Projects that have implemented eligible green elements that are equal to or greater than 20% of the total project cost will receive a reduced loan interest rate of 0% up to a maximum of \$2 million until Colorado’s 20% GPR requirement has been met. If a projects loan exceeds \$2 million and is considered a leveraged loan only the first \$2 million is eligible for the reduced interest rate. These terms are subject to final action by the Authority’s Board and are not guaranteed terms until such time.

In 2011, the DWRf capitalization grant appropriation required that not less than 30% of the funds shall be used by the State to provide additional subsidy to eligible recipients in the form of forgiveness of principal, negative interest loans, or grants (or any combination of these). In the event additional subsidy will be a requirement of the 2012 capitalization grant, the State intends to distribute the additional subsidy in the form of forgiveness of principal to Disadvantaged Communities as defined in the Drinking Water Revolving Fund Rules. In 2012, principal forgiveness will be distributed one time. All applicants seeking principal forgiveness must submit loan application by June 15, 2012. If it is determined that there are more requests than available additional subsidy, projects will be prioritized per the Drinking Water Revolving Fund Rules. If the total number of requests is less than the available additional subsidy, the available additional subsidy will be available for applicants at the subsequent application dates, until such funds have been exhausted. The amount of forgiveness of principal will be determined by the Authority’s Board when the final amount and guidance for the 2012 capitalization grant become available.

It is the intention of this IUP that the balance of the funds remaining beyond the required additional subsidy will be made available through loans without principal forgiveness.

- The requirements of section 1450(e) of the federal Safe Drinking Water Act (42 U.S.C. 300j-9(e)) regarding prevailing wage rates shall apply to the construction of treatment works carried out in whole or in part with assistance made available by a State drinking water treatment revolving loan fund as authorized by section 1452 of the federal Act (42 U.S.C. 300j(12)).

The above requirements are subject to further interpretation by the U.S. Environmental Protection Agency and will be implemented consistently with any formal guidance issued by the agency.

D. Application Deadlines

Due to the program realigning the funding cycle, all loan applications to be funded out of 2012 monies will be prioritized at the June 15, 2012 deadline. Currently the funding cycle comes after the loan application deadline. As a result, funding levels are not known at the time of loan application and the fundable line is unclear. Therefore, changes to the current loan application dates were deemed necessary.

In 2012, three application deadlines for funding out of 2012 monies have been implemented; **June 15, September 15** and **December 15**. However, if 2011 monies remain in the program prior to the March 15, 2012 application deadline, direct loan applications will be accepted at the December 15, 2011 and March 15, 2012 application deadlines. Prioritization of applications will only occur if funding requests exceed available funds. Loan applications that do not prioritize may be included in the next prioritization of applications at the applicant's request. Authority board meetings and application submittal dates are as follows for 2012 only:

- March 15, 2012 (subject to remaining funds from 2011) for direct loans equal to or less than the funds remaining in the 2011 fund for consideration at the Authorities June Board meeting. If it is determined that funds requested are greater than the remaining 2011 fund capacity, applications will be prioritized. Applications that do not prioritize will be moved to June 15, 2012 for consideration of 2012 monies.
- June 15, 2012 for consideration at the Authority's August Board meeting. This is the only application deadline for inclusion into the prioritization process for principal forgiveness (subject to availability). Leveraged loan applications will also be accepted for potential funding for the fall 2012 bond issue and for all direct loan application consideration (subject to prioritization).
- September 15, 2012 for direct loan consideration at the Authority's December Board meeting (subject to prioritization).
- December 15, 2012 for consideration at the Authority's March 2013 Board meeting. This is also the last application deadline for inclusion into project prioritization for leveraged loan funding for the spring 2013 bond issue, and for all direct loan consideration (subject to prioritization).

If there are numerous loan applications submitted at the June 15, 2012 or December 15, 2012 application deadlines, it may be determined by the State Revolving Fund (SRF) committee that certain applications may be presented for approval at subsequent Board meetings. This will not impact the applicant's prioritization ranking, but rather the ability to balance SRF program workloads. The determination will be based on the number of applications received, the applicant's timeframe for procuring funding, and applicant's construction start.

All loan approvals are valid for eighteen (18) months. However, leveraged loans that have been prioritized and that have received Authority board approval, but do not execute their loan within 18 months will be reprioritized upon the next application deadline. An exception will be made if a leveraged loan project prioritizes, but is unable to execute its loan due to

technical difficulties (as determined by the Division). That project will then have one calendar year to execute the loan prior to being reprioritized.

Applicants should coordinate with a Project Manager from the Division to determine the appropriate application submittal schedule to ensure board action and loan execution in a timely manner.

E. Allocation of Loan Proceeds

In addition to the DWRF Rules, the following policies will be applied to the allocation of loan proceeds and administrative fee revenue:

1. Planning and Design Grants

The intent of the planning and design grants is to assist DWRF applicants with costs associated with complying with program requirements. To be eligible for a planning and/or design grant, a governmental agency must meet the following criteria:

- Project is on the current year DWRF project eligibility list or is being added to the subsequent year's project eligibility list, and
- Population is 10,000 or less, and
- Median household income (MHI) is less than the statewide MHI (the American Community Survey 5 Year Average (2005-2009) for the state is \$56,222, which is expected to change in 2012 at which time the SRF program will defer to the new median household income)., or
- Current or post project monthly water rates are equal to or greater than the state average as calculated by DLG.

It is anticipated on October 7, 2011 that the Authority Board will authorize \$150,000 for planning and/or design grants which will be made available on January 1, 2012. One grant in the amount of \$10,000 will be awarded per community. However, if planning and design grant funds are available on September 1 of each year, an additional grant of up to \$10,000 (maximum of \$20,000 total per community) may be made to communities that have met criteria in demonstrating progress towards receiving funding through the program.

Grants will be awarded on a first come, first served basis. If the entity does not seek funding through the DWRF, they may be requested to repay the grant or seek a waiver of the repayment requirement from the Authority Board.

Grant funds may be used to support a variety of project development activities including: preliminary engineering reports; technical, managerial and financial reviews; environmental assessments; engineering design documents; and legal fees associated with the formation of a legal entity capable of receiving DWRF assistance.

These funds are provided from the administrative fee account from income received from DWRF loans.

2. Disadvantaged Communities Loans

In accordance with federal statutes, states are authorized to provide "loans at or below market interest rates, including interest free loans, and terms up to 30 years". A

disadvantaged community is defined as a governmental agency that has a population of 5,000 or less with a MHI that is 80% or less of the statewide MHI.

DWRF re-loan funds will be the primary source of capital used to fund Disadvantaged Communities Loans. These funds are paid back by borrowers in the form of debt service payments on outstanding debt obligations. EPA capitalization grant funds in an amount not to exceed 30% of the annual capitalization grant may also be considered to underwrite loans in the event re-loan funds are not sufficient to meet demand. To the maximum extent practical and based on available data, projects eligible to receive the reduced interest rate will be identified on the Project Priority/Fundable List (Appendix B).

Median household income (MHI) as a percentage of the statewide MHI will be used to distribute funding to governmental agencies that are disadvantaged in accordance with two categorical affordability tiers:

Category 1 - Disadvantaged communities with MHI levels that range from 61% to 80% of the statewide MHI qualifies for loans up to \$2 million per project. Loan terms up to 30 years, but not to exceed the project's design life, are permitted. The loan interest rate is established at 50% of the direct loan rate as set annually by the Authority's Board of Directors for qualifying governmental agencies.

Category 2 - Disadvantaged communities with MHI levels that are less than 61% of the statewide MHI qualify for loans up to \$2 million per project. Loan terms up to 30 years, but not to exceed the project's design life, are permitted. The loan interest rate is currently 0% for qualifying governmental agencies but is set annually by the Authority's Board of Directors.

Note: All loan requests exceeding the \$2 million direct loan limit will not be eligible for a Disadvantaged Communities Loan.

3. Miscellaneous Information

Communities receiving assistance from the federal capitalization grant funds shall comply with all applicable federal requirements.

Re-loan funds will be provided in the following priority order:

1. Disadvantaged Communities Loans
2. Direct Loans
3. Leveraged loans

Governmental agencies distributing or supplying 2,000 acre feet or more of water per year must have an approved (by the Colorado Water Conservation Board) and updated water conservation plan as defined by Section 37-60-126, CRS.

On February 17, 2009 President Obama signed into Public Law the American Recovery and Reinvestment Act (ARRA). Colorado received over \$30 million dollars for drinking water infrastructure needs. All funds were under construction by February 17, 2010 as required by the Act. On May 29, 2009 the Water Quality Control Commission (WQCC) approved the plan for distribution of the funds as Addendum #1 to the approved 2009 IUP. The 2009 ARRA IUP Addendum #1 has been incorporated into the 2012 IUP as Addendum #1.

F. Emergency Procedures

The WQCC may amend the DWRP Project Eligibility and DWRP Priority / Fundable Lists at any time throughout the year to include projects that it determines and declares to be emergency projects needed to prevent or address threats to public health. In cases where the WQCC determines the amendments will result in substantial changes to the DWRP Project Eligibility or DWRP Priority / Fundable Lists, public notice and opportunity for comment on the proposed inclusions shall be provided.

G. Small Systems Funding Goal

To the extent that there are a sufficient number of eligible projects, the State shall use at least 15% of all funds credited to the DWRP account on an annual basis to provide loan assistance to systems serving 10,000 persons or fewer. It is anticipated that at least ten (10) small systems (population less than 10,000) will be funded from October 1, 2011, through December 31, 2012, for a total of \$15.3 million in DWRP loans.

To further the small system-funding goal in 2012, planning and/or design grants will be made available to assist small systems. In addition, DLG is planning to participate in 4 – 8 training events in 2012 to help build financial and managerial capacity of public water and wastewater systems.

All funding agencies meet periodically to review current projects and coordinate the financial support for communities that are planning water quality improvement projects. This Water and Wastewater Funding Coordination Committee includes staff from the Division, Authority, DLG, Colorado Water Conservation Board, USDA Rural Development, and Rural Community Assistance Corporation. The committee uses a web page on the DLG website to keep the public aware of the projects it is assisting with arranging funding and to raise awareness of funding opportunities. The Division surveys entities annually to identify and update the needs of all public water systems including small systems.

H. DWRP Results

The following activities will occur in 2012 to ensure Colorado achieves the national goals:

1. It is the goal to execute at least fifteen (15) DWRP loans between October 1, 2011 and December 31, 2012. It is anticipated at least 15% of the loans will be funded through the state's Disadvantaged Communities Loan Program.
2. As of December 31, 2010, the Colorado DWRP fund utilization rate was 88%. The 2010 national target for the DWRP fund utilization rate has been established at 95%; it is the goal of the State to increase the current fund utilization rate equal to or above the established national rate.
3. As of December 31, 2010, the rate at which the Colorado DWRP projects progressed as measured in fund disbursements as a percent of assistance provided was 93%. It is the goal of the State to meet or exceed the national DWRP average, which was 77% in 2010.

Anticipated 2012 Outcomes:

1. Fifteen (15) projects are anticipated to initiate construction between October 1, 2011 and December 31, 2012. Eleven (11) projects will be Disadvantaged Communities Loans.

2. Nineteen (19) projects are anticipated to initiate operations/complete construction between October 1, 2011 and December 31, 2012.

VI. FINANCIAL STATUS OF THE DWRF

The DWRF was created by State statute in 1995 prior to the enactment of the 1996 Amendments to the SDWA. Under this legislation, the Colorado General Assembly directed the transfer of \$7,253,915 to the DWRF. The final transfer occurred in March 1998. The State has made seventeen (17) direct loans for \$5,818,581 with State funds, which are kept separate from the federal portion of the DWRF. This segregation allows repayments from these loans to be made available for State match in the future.

A federally capitalized DWRF was authorized by the 1996 Amendments to the SDWA and was established in Colorado with the receipt of the first capitalization grant in September 1997. This program requires the state to match the total amount of each federal grant with a 20% contribution of state funds. This state match amount must be deposited entirely into the loan fund, which must be maintained in perpetuity. As of June 30, 2011, \$2,193,815 is available for future State match.

The DWRF provides both direct loans and leveraged loans to finance projects. Direct loans are generally made for smaller projects. This allows the program to provide low interest loans to small public water systems without going to the bond market and incurring associated closing costs. Direct loans (up to \$2 million) are generally funded from re-loan funds. If necessary, direct loans may be funded from capitalization grant funds. Based on an effort to keep the rates for direct loans at or below the leveraged loan rate, the interest rate will be set by the Authority's Board of Directors annually on or before December 31st for the following year.

Leveraged loans are generally provided to investment grade borrowers with larger projects. A leveraged loan (composed of grant funds, state match funds and bond proceeds) uses the reserve fund concept, whereby grant funds and re-loan funds in the DWRF are used as the source of security for bonds that are sold to increase the loan capacity. The leveraged loan interest rate for 2011 was 70 percent of the market rate on the bonds and includes the administrative fee of one and one quarter percent (1.25%) of the initial principal amount of each loan or such lesser amount. The market rate on the bonds is determined on the day of pricing (sale) as the "all-in bond yield" (all costs considered) of the "AAA" – rated drinking water revenue bonds sold by the Authority. On or before December 31st of each year the Colorado Water Resources and Power Development Authority's Board determines the interest rate for loans that will apply in the following year.

Currently the administrative surcharge on all loans, up to one and one quarter percent (1.25%), ensures long-term administration of the DWRF and provides potential opportunities for grant assistance to small public water systems. The administrative fee supplements the 4% administrative set-aside from the capitalization grant.

The administrative fee income is deposited into an account separate from the DWRF and is used for costs associated with the DWRF (i.e., Authority, Division, and DLG staffing and expenses and other operations expenses of the DWRF). Administrative fee income will continue to be used to fund a planning and/or design grant program in 2012. Additionally, administrative fee income, as available, will be used beginning with the FFY 2008 DWRF capitalization grant to reimburse the

Authority for state match funds (state match loan) deposited to the DWRF. The program reserves the right to charge up to 1.5% administrative fee on all DWRF loans if it is determined that additional funds are needed to fund administrative costs and/or repay the state match provided by the Authority. Beginning in 2008, up to \$1,000,000 of WPCRF administrative fees collected from loans may be transferred to the DWRF to pay for administrative costs of the DWRF.

Administrative fees received from DWRF loans for 2012 are estimated to be \$3,129,992. These funds will be used to fund direct program costs including legal and accounting fees, trustee fees, and other consultant fees, in addition to labor and overhead allocations of the Authority, Division, and DLG. Total costs for administration of the DWRF are estimated to be \$2,396,000 a portion of which will be paid from DWRF set aside grant monies available. Appendix F is a table showing the administrative fee account activity since inception.

Each year the DWRF Eligibility List needs (currently over \$1.9 billion) are compared against the loan capacity of the DWRF. By continuing to leverage, the program will be able to assist more communities currently on the DWRF Project Eligibility List and help those communities achieve compliance with the SDWA. To date, the leveraged loan rates have been in the range of 2.5% to 4.60%. Although no interest income on the grant funds and state match funds accrue to the DWRF from the leveraged loans, the long-term or perpetual nature of the DWRF remains in place.

Through June 30, 2011, the State has received a total of \$243,897,600 in federal capitalization grants (includes the \$6,666,667 transfer back to the WPCRF in 2003). Of this amount, \$54,868,565 has been set aside for non-loan activities. The State also anticipates receiving a FFY12 capitalization grant of \$14,497,000 with \$4,494,070 set aside for non-project activities. In addition, the state will apply for \$266,000 with \$82,460 set aside for non-project activities in 2012. This amount is the difference in the 2011 capitalization grant that was not originally included in the capitalization agreement. The 2012 capitalization grant amount may change based on final federal appropriations (See Appendix D and E).

The table below lists the open projects funded with capitalization grant funds and the ratio of federal funds that are drawn.

Table I
Cash Draw Proportionality Percentages

Project	Loan Execution Date	Total Loan	Federal Share	Federal Ratio	State Share	Additional Subsidization
Alamosa, City of	11/02/06	\$12,000,000.00	\$4,683,808.00	39.0317%	\$1,110,062.50	
Pagosa Area WSD	06/12/08	\$7,055,979.48	\$3,223,080.00	46.0440%	\$763,869.96	
Kremmling, Town of	08/28/09	\$2,000,000.00	\$2,000,000.00	100.00%	**	\$2,000,000.00
Hi-Land Acres WSD	09/02/09	\$1,200,000.00	\$1,200,000.00	100.00%	**	\$1,200,000.00
Rocky Ford, City of	09/04/09	\$945,337.00	\$945,337.00	100.00%	**	\$945,337.00
Brighton, City of	09/17/09	\$1,044,000.00	\$1,044,000.00	100.00%	**	\$1,044,000.00
Georgetown, Town of	09/22/09	\$3,340,000.00	\$3,340,000.00	100.00%	**	\$2,000,000.00
Manitou Springs, City of	09/30/09	\$1,486,026.00	\$1,486,026.00	100.00%	**	\$244,665.00
Florence, City of	10/07/09	\$2,000,000.00	\$2,000,000.00	100.00%	**	

Project	Loan Execution Date	Total Loan	Federal Share	Federal Ratio	State Share	Additional Subsidization
Lamar, City of	12/17/09	\$1,067,625.00	\$1,067,625.00	100.00%	\$213,525.00	*
Lamar, City of	12/17/09	\$3,952,375.00	\$3,952,375.00	100.00%	**	
Ophir, Town of	12/18/09	\$500,000.00	\$500,000.00	100.00%	**	
Colorado Springs, City of	04/29/10	\$8,600,000.00	\$8,600,000.00	100.00%	\$1,720,000.00	*
Orchard City, Town of	07/28/10	\$2,000,000.00	\$2,000,000.00	100.00%	\$400,000.00	* \$2,000,000.00
Hotchkiss, Town of	07/30/10	\$775,000.00	\$775,000.00	100.00%	\$155,000.00	* \$775,000.00
Swink, Town of	11/10/10	\$633,000.00	\$633,000.00	100.00%	\$126,600.00	* \$287,303.00
Two Buttes, Town of	11/19/10	\$1,291,500.00	\$1,291,500.00	100.00%	\$258,300.00	* \$1,291,500.00
Rocky Ford, City of	12/13/10	\$2,000,000.00	\$2,000,000.00	100.00%	\$400,000.00	* \$2,000,000.00
Sterling, City of	03/30/11	\$29,000,000.00	\$15,881,203.00	54.7628%	\$3,763,845.11	
Rico, Town of	08/10/11	\$1,600,000.00	\$1,600,000.00	100.00%	\$320,000.00	* \$1,600,000.00
Total		\$82,490,842.48	\$58,222,954.00		\$9,231,202.57	
Proportion of Total			70.58%		11.19%	

*State share is 20% of total loan, the 20% is deposited to the "reloan" account and are the first funds used to fund future projects.

** Denotes projects funded through the American Recovery and Reinvestment Act. No State Match required.

The 2012 Project Priority / Fundable List (Appendix B) documents nine (9) additional projects that have had Eligibility Assessments completed through August 2011. The nine (9) projects added identified eligible project costs of \$7.9 million. In addition to these nine (9) projects it is anticipated that the following projects may apply for DWRF funding during 2012:

Allenspark Water & Sanitation District (\$2,259,000); Town of Vona (\$656,693), Town of Log Lane Village (\$758,000); Forest View Acres Water District (\$4,800,000); Town of Center (\$2,000,000); Town of Crested Butte (\$900,000); Turkey Canon Ranch Water District (\$500,000). It is anticipated that an additional \$12 million in DWRF loans could be seeking funding during 2012.

These projects are not included on the Priority / Fundable list as Eligibility Assessments have not been completed. Projects receiving an Eligibility Assessment during the calendar year will be added to the following years Priority / Fundable List for approval by the WQCC. A transfer of an amount up to \$10 million (as discussed below) from the DWRF to the WPCRF may be made in 2011 reducing the 2012 DWRF loan capacity from \$55.5 million to \$38.5 million.

A. Transfer Activities

As authorized by Congress, up to 33% of the cumulative drinking water capitalization grants for FFY 1997 through FFY 2011 (total drinking water grants at \$243,897,600) may be reserved from the DWRF and transferred to the WPCRF. The following table itemizes (\$ in millions) the amount of net SRF funds available for transfer between the two programs:

Table II
Net Funds Available for Transfer

Year	Transaction	Banked Transfer Ceiling	Transferred from WPCRF – DWRF	Transferred from DWRF- WPCRF	WPCRF Funds Available for Transfer	DWRF Funds Available for Transfer
1997	CG Award	\$5.6	-----	-----	\$5.6*	\$5.6*
1998	CG Award	8.8	-----	-----	8.8	8.8
1999	CG Award	12.1	-----	-----	12.1	12.1
1999	Transfer	12.1	\$6.7**	-----	5.4	18.8
2000	CG Award	15.6	-----	-----	8.9	22.3
2001	CG Award	19.1	-----	-----	12.4	25.8
2002	CG Award	23.6	-----	-----	16.9	30.3
2003	CG Award	28.0	-----	-----	21.3	34.7
2003	Transfer	28.0	-----	\$6.7**	28	28
2004	CG Award	32.2	-----	-----	32.2	32.2
2005	CG Award	36.7	-----	-----	36.7	36.7
2006	CG Award	41.5	-----	-----	41.5	41.5
2007	CG Award	46.3	-----	-----	46.3	46.3
2008	CG Award	51.0	-----	-----	51.0	51.0
2009	CG Award	55.7	-----	-----	55.7	55.7
2010	CG Award	75.1	-----	-----	75.1	75.1
2011	CG Award	80.5	-----	-----	80.5	80.5

* Transfers could not occur until one year after the DWRF had been established. ** \$6.7 million capitalization grant funds.

The authorization to transfer funds for FY 2006 and thereafter, has been approved in the 2006 EPA Appropriations Bill. Since a number of identified WPCRF projects are expected to request funds in 2012, the WPCRF loan demand is expected to exceed available loan capacity. If a transfer is pursued, a stakeholders group will be notified of the State's intent to transfer capitalization funds from the DWRF to the WPCRF. Based on the Water Quality Control Commission and the Governor's approvals, a transfer of no more than \$10 million may be made from the DWRF into the WPCRF in 2012. The exact amount of the transfer will be determined after the December 15 or June 15 application deadlines, and the WPCRF and DWRF loan demands are determined. The following Tables (Table III & Table IV) provide a comparison of loan capacity impacts if a transfer of \$10, \$7 or \$5 million is made from the DWRF. None of the transferred funds will be used for administrative purposes.

Beginning in 2008, up to \$1,000,000 of WPCRF administrative fees collected from loans may be transferred to the DWRF to pay for administrative costs of the DWRF.

Table III
Drinking Water Revolving Fund
Calculation of Loan Capacity for 2012 as of June 30, 2011
Assuming Various Transfer to WPCRF

	<u>0\$ Transfer</u>	<u>\$10 million</u>	<u>\$7million</u>	<u>\$5 million</u>
Capitalization grants for loans through 2011	\$ 189,029,035	\$ 189,029,035	\$ 189,029,035	\$ 189,029,035
Obligated for loans through 6/30/11	\$ 173,878,152	\$ 173,878,152	\$ 173,878,152	\$ 173,878,152
Remainder	\$ 15,150,883	\$ 15,150,883	\$ 15,150,883	\$ 15,150,883
Estimated 2012 Capitalization Grant	\$ 14,497,000	\$ 14,497,000	\$ 14,497,000	\$ 14,497,000
Less Set-Asides	\$ 4,494,070	\$ 4,494,070	\$ 4,494,070	\$ 4,494,070
Total 2012 Grant	\$ 10,002,930	\$ 10,002,930	\$ 10,002,930	\$ 10,002,930
Total Grant Funds Available	\$ 25,153,813	\$ 25,153,813	\$ 25,153,813	\$ 25,153,813
Less Grant Funds used remainder of 2011 (for direct loans)	\$ 5,759,050	\$ 5,759,050	\$ 5,759,050	\$ 5,759,050
Less Grant Funds Expected for 2012 Additional Subsidy	\$ 4,349,100	\$ 4,349,100	\$ 4,349,100	\$ 4,349,100
Less Transfer to WPCRF in 2012	\$ -----	\$ 10,000,000	\$ 7,000,000	\$ 5,000,000
Grant \$ Available	\$ 15,045,663	\$ 5,045,663	\$ 8,045,663	\$ 10,045,663
Re-loan funds as of 06/30/11	\$ 12,102,888	\$ 12,102,888	\$ 12,102,888	\$ 12,102,888
plus: Deallocation on 9/1/11	\$ 7,951,679	\$ 7,951,679	\$ 7,951,679	\$ 7,951,679
plus: Deallocation on 9/1/12	\$ 9,108,385	\$ 9,108,385	\$ 9,108,385	\$ 9,108,385
less: Re-loan funds used Remainder of 2011	\$ 3,545,000	\$ 3,545,000	\$ 3,545,000	\$ 3,545,000
Total Re-Loan Funds Available	\$ 25,617,952	\$ 25,617,952	\$ 25,617,952	\$ 25,617,952
Loan Capacity for 2012				
Leveraged Loans from Grant Funds X 1.7	\$ 25,577,627	\$ 8,577,627	\$ 13,677,627	\$ 17,077,627
2012 DWRF Loan Capacity	\$ 55,544,679	\$ 38,544,679	\$ 43,644,679	\$ 47,044,679

Table IV
Water Pollution Control Revolving Fund
Calculation of Loan Capacity for 2012 as of June 30, 2011
Assuming Various transfer from the DWRF

	<u>0\$ Transfer</u>	<u>\$10 million</u>	<u>\$7million</u>	<u>\$5 million</u>
Capitalization grants through 2011	\$ 282,626,923	\$ 282,626,923	\$ 282,626,923	\$ 282,626,923
Obligated for loans and admin through 6/30/11	\$ 267,704,846	\$ 267,704,846	\$ 267,704,846	\$ 267,704,846
Remainder	\$ 14,922,077	\$ 14,922,077	\$ 14,922,077	\$ 14,922,077
Estimated 2012 Capitalization Grant	\$ 8,547,900	\$ 8,547,900	\$ 8,547,900	\$ 8,547,900
Less 4% Administrative Fee	\$ 341,916	\$ 341,916	\$ 341,916	\$ 341,916
Total 2012 Grant	\$ 8,205,984	\$ 8,205,984	\$ 8,205,984	\$ 8,205,984
Less 2011 Grant Funds Used	\$ 2,496,000	\$ 2,496,000	\$ 2,496,000	\$ 2,496,000
Less Grant Funds Expected for 2012 Additional Subsidy	\$ 2,564,370	\$ 2,564,370	\$ 2,564,370	\$ 2,564,370
Plus Transfer from DWRF in 2012	\$ -----	\$ 10,000,000	\$ 7,000,000	\$ 5,000,000
Total Grant Fund Available	\$ 18,067,691	\$ 28,067,691	\$ 25,067,691	\$ 23,067,691
Re-loan funds as of 06/30/11	\$ 8,368,121	\$ 8,368,121	\$ 8,368,121	\$ 8,368,121
plus: Deallocation on 9/1/11	\$ 20,579,765	\$ 20,579,765	\$ 20,579,765	\$ 20,579,765
plus: Deallocation on 9/1/12	\$ 18,238,385	\$ 18,238,385	\$ 18,238,385	\$ 18,238,385
less: Re-loan funds used Remainder of 2011	\$ 9,276,818	\$ 9,276,818	\$ 9,276,818	\$ 9,276,818
Total Re-Loan Funds Available	\$ 37,909,452	\$ 37,909,452	\$ 37,909,452	\$ 37,909,452
Loan Capacity for 2012 (includes 9/1/12 deallocation)				
Leveraged Loans from Grant Funds X 1.70	\$ 30,715,075	\$ 47,715,075	\$ 42,615,075	\$ 39,215,075
Less: 2011A Clean Water Bond Issue	\$ 17,818,867	\$ 17,818,867	\$ 17,818,867	\$ 17,818,867
2012 WPCRF Loan Capacity (less 2011A Bond Issue)	\$ 53,370,030	\$ 70,370,030	\$ 65,270,030	\$ 61,870,030

It is estimated that a transfer of \$5-\$10 million from the DWRF to the WPCRF will reduce the DWRF revolving level \$1-\$2.5 million/year over the next 20 years. The DWRF set-asides would not be affected and the remainder of the allocation would be deposited into the revolving fund. All identified and eligible drinking water projects that are ready for construction in 2012 will be funded out of the 2011 or expected 2012 DWRF loan capacity. The transfer of capitalization funds from the DWRF (if any) to the WPCRF is not expected to cause any eligible drinking water projects to be delayed over the next few years.

This transfer of capitalization grant funds will be deposited in the WPCRF and will only be available for loans. With the statutory language approved by the Colorado State General

Assembly in 2002, any transfers can be made from one account to the other with all of the appropriate approvals.

B. Cross-Collateralization Activities

Beginning in the calendar year commencing on January 1, 1999, the WPCRF, along with the DWRF may cross-collateralize or pledge moneys on deposits in one fund to act as additional security for bonds secured by moneys on deposits in the other fund. This mechanism was utilized for both programs in 1999 and, as a result, the bond ratings for both programs were upgraded to AAA by all three bond-rating agencies. This upgrade translates to lower interest rates and thereby more savings to the borrowers of both programs.

C. Operator Certification

The 1996 Amendments to the Federal Safe Drinking Water Act required that states develop certification programs for operators of water treatment plants and distribution systems. House Bill 00-1431 adopted by the Colorado General Assembly revised the existing Colorado operators certification program, in part to meet the new federal requirements. The Division and the Water and Wastewater Facility Operators Certification Board have developed a program to implement the federal requirements, in accordance with the revised state statute. EPA has approved the program.

VII. DESCRIPTION OF NON-PROJECT (SET-ASIDE) ACTIVITIES TO BE SUPPORTED BY THE DWRF

A. Introduction

The State may set aside portions of each capitalization grant for non-project (set-aside) activities. As described in the introduction, these set-asides are to be used to fund those activities necessary to accomplish the requirements of the SDWA. The Division has identified in this plan the maximum amounts of set-aside funds the Division currently believes appropriate to best meet the goals of the SDWA. Since these amounts represent the maximum amount of funding that would be devoted to each of the set-asides for this capitalization grant, no further public notification would be made by the Division if lesser amounts than those proposed herein are actually used.

The purpose of the set-asides is to provide the funds needed for the administration of the DWRF (4% administration), as well as to meet the overall drinking water program requirements of the 1996 Amendments to the SDWA and to conduct targeted activities specified in the SDWA. The Authority will provide the required 20% up-front state match to receive the federal capitalization grant, from which the set-asides are drawn. Beginning with the FFY02 grant, the 20% match for the set-aside portion has come from the loan administrative fee account. A list of the set-asides and the percentage of allocation is as follows:

- Administration (4%)
- Small System Training and Technical Assistance (2%)
- State Drinking Water Program Management (10%)
- Local Assistance and Other State Programs (15%):

- I. Land/Conservation easement acquisition for source water assessment protection
- II. Assistance to a community water system to implement voluntary, incentive-based source water protection measures
- III. Provide assistance to any public water system as part of a capacity development strategy
- IV. Source Water Assessment and Protection Program (SWAP)
- V. Wellhead Protection Program

A description of each set-aside and the funding earmarked from the FFY11 capitalization grant for each activity are described below. The FFY11 capitalization grant amount is \$16,439,000. It is the responsibility of the Division to determine the amount of funds necessary under each set-aside and to meet the obligations of the SDWA. The financial status of the set-asides is summarized in Appendix D. The State must develop, and EPA approve, work plans that describe the activities to be accomplished to be able to use those funds.

The administration of the 2012 set-aside funds as listed below are based on actual 2011 set-aside amounts. The 2012 capitalization grant amounts are estimated at this time.

B. Administration Set-Aside

Set-Aside	Amount	Purpose
Administration	\$657,560 (4%) for FFY12	To cover the cost of (1) administering the DWRF, and (2) providing technical assistance to public water systems (PWSS). Administration is an on-going activity.

FFY12 Request: Colorado is entitled to set aside up to 4% (\$657,560) from the capitalization grant for this set-aside. Based on project needs identified by the Division, the Division intends to set aside the full \$657,560.

Use of Funds in 2012 and Expected Accomplishments: These funds will be used to cover administrative expenses related to projects and activities authorized under the SDWA, including the provision of technical assistance to public water systems.

The outputs/activities and the anticipated outcomes (short-term/long-term) for the DWRF administration are described in Section V. “Criteria, Methods and Evaluation for DWRF Distribution” under Part H “DWRF Results.”

C. Small System Training and Technical Assistance (SSTTA)

Set-Aside	Amount	Purpose
SSTTA	\$328,780 (2%) for FFY12	To provide (1) training, (2) technical assistance, and (3) provide planning and design grants to small systems. SSTTA is an on-going activity.

FFY12 Request: Colorado is entitled to set aside up to 2% (\$328,780) from the capitalization grant for this set-aside. Based on project needs identified by the Division, the Division intends to set aside the full \$328,780.

Use of Funds in 2012 and Expected Accomplishments: Use of funds from previous year’s SSTTA and the FY12 appropriation set-asides will be used for training, technical assistance and planning and design grants for water system serving 10,000 or less in population and included on either

Appendix A, 2012 DWRP Project Eligibility List or Appendix G, the DWRP Private, Not For-Profit Project Eligibility List. The Safe Drinking Water Program has developed and is currently implementing the program's *2015 Public Water System Training Strategy* to establish the vision for Colorado public water system training services and to support statewide training partnerships including short schools for water operators and a variety of statewide training seminars and conferences. Funds are also being used to support technical assistance for small, non-community water systems such as campgrounds, restaurants, and day care centers that inherently have unique challenges and technical assistance needs; small water systems with radionuclide treatment and disposal issues identified under the *Colorado Radionuclide Abatement and Disposal Strategy (CO-RADS)*; and a project with Colorado State University to design optimized disinfection systems for small systems. Funds will be used to support internal staff involved in technical assistance, as well as not-for-profit assistance providers training programs. A portion of the technical assistance provided will be concurrent with sanitary surveys conducted at small groundwater systems.

In calendar year 2011, the Safe Drinking Water Program submitted and received EPA approval on the State fiscal years 2011 - 2013 SSTA work plan. DWRP grant work plans are developed on a rotating three year schedule to focus on the specific efforts needed to achieve the goals of the program's capacity development strategy.

D. State Drinking Water Program Management

Set-Aside	Amount	Purpose
State Program Management	\$1,643,900 (10%) for FFY12	To administer the State Public Water System Supervision (PWSS) Program, which includes regulations development, compliance monitoring, data management, compliance assistance and enforcement. Can also be used to: --Administer or provide technical assistance for SWAP, --Develop and implement a capacity development strategy, --Administer and implement operator certification program. PWSS program implementation and the other activities are on-going.

FFY12 Request: Colorado is entitled to set aside up to 10% (\$1,643,900) from the capitalization grant for this set-aside. The act requires that this set-aside be matched one-for-one with available State expenditures as described below. Based on the qualifying expenditures, the Division intends to set aside the full \$1,643,900.

In addition to the up-front 20% match required for the State to qualify for the full capitalization grant, a dollar-for-dollar match must be provided by the State. The dollar-for-dollar federal match requirement will be met by utilizing drinking water program general funds, drinking water operator certification fees, drinking water related expenditures from the State laboratory, and 1993 Drinking Water Grant matching funds from the Division. The laboratory contribution includes analyses of drinking water samples. According to the Act, State program match funds that were expended in 1993 can be used to provide up to 50 percent of the set-aside match. Current year State funds in excess of the minimum required for the PWSS Program grant included in the Department's Performance Partnership grant may also be used. The program funding sources

that qualify as match (program general funds in excess of PWSS grant match requirements, operator certification program fees, drinking water related laboratory expenditures, and 1993 Drinking Water Program State expenditures) allows the Division to take \$1,643,900.

Currently, a portion of this set-aside is being used to fund numerous staff for implementation of the many program requirements associated with the 1996 reauthorization of the SDWA. The staffing for the Drinking Water Program is spread among the Capacity Building Unit, the Engineering Section, the Compliance Assurance Section, the Operations Program and senior level division management.

In calendar year 2011, the Safe Drinking Water Program submitted and received EPA approval on the State fiscal years 2011 - 2013 State Program Management set-aside work plan.

Use of Funds in 2012 and Expected Accomplishments: For 2012, the efforts initiated and accomplished in prior years will be continued. These efforts will include utilizing Cross-Program Compliance Teams to provide focused assistance and tracking for systems of concern, improved data management, and improved technical and compliance assistance for drinking water systems.

Planned Expenditures

- Data management system upgrades/maintenance.
- Support for projects with state universities for technical assistance, including literature review and design criteria and policy development.
- Improved system communication resulting in drinking water compliance progress and attainment.
- Effective program oversight, compliance assurance, enforcement, rule adoption, regulatory development, public water system assistance and capacity development.
- Staffing for engineering, compliance assurance, compliance assistance, rule management, data management, enforcement, administration, sampling, SWAP support, sanitary surveys, program management, contract oversight, early rule implementation, training and technical assistance, and for implementing a capacity development strategy.
- Computer acquisition, employee expenses, including furniture, vehicles, operational costs, and indirect costs.

E. Local Assistance and Other State Programs

Set-Aside	Amount	Purpose
Local Assistance Set-Asides:	\$ 2,465,850 (15%) of total (no more than 10% for any one of the following activities)	Consists of the five activities listed in this section below:
SWAP Land Acquisition (PWS Loan)	See below for funding requests	See below for set-aside descriptions
SWAP Implementation (PWS Loan)		
Capacity Development		
Source Water...(SWAP)*		
Wellhead...*		

**The Wellhead Protection Program (for groundwater systems) was created by the Safe Drinking Water Act Amendments of 1986. The Colorado Wellhead Protection Program Plan was issued in 1994. The Source Water Assessment and Protection Program (SWAP) was created by the SDWA Amendments of 1996. The Colorado Source Water Assessment and Protection Program Plan was issued in 2000.*

Programmatically, SWAP combines both groundwater and surface water activities (although the original Wellhead Protection Program has some features which are somewhat different from SWAP). For budgetary purposes, however, SWAP set-aside funds were required to be dedicated to surface water systems and Wellhead set-aside funds to groundwater systems. Once all the SWAP assessments are complete, the two programs will be integrated into one program plan. The Integrated Source Water Assessment and Protection (ISWAP) Program Plan (August 2007) was submitted to Region 8 EPA on January 31, 2008. The ISWAP combines and integrates elements of both the Wellhead Protection Program and the SWAP Program Plans. The ISWAP outlines and identifies the project activities, objectives, and goals that support the Division's source water assessment and protection planning efforts. The current Wellhead Protection Set Aside Work Plan (2008-2013) was submitted to EPA on July 1, 2008 and approved on February 2, 2009. This approved work plan identifies the proposed grant expenditures from SFY 2008 through 2013.

FFY12 Request: Colorado is entitled to set aside up to 15% (\$2,465,850) from the capitalization grant for these five combined activities. However, no more than 10% (\$1,643,900) may be used for any one of the individual local assistance set-asides. The specific amounts indicated below are based on project needs identified by the Division and total \$2,465,850 (\$1,643,900 Capacity Development plus \$821,950 Wellhead Protection.) The five set-asides are described as follows:

1. Loans to public water systems to acquire land or conservation easements for source water protection purposes.

Set-Aside	Amount	Purpose
Local Land Acquisition for SWAP	\$0 for FFY12	To provide loans to PWSS to acquire land or conservation easements to protect source water areas

FFY12 Request: None. The Division is not setting aside any funds for this purpose from its FFY10 capitalization grant.

2. Loans to community water systems to implement voluntary, incentive based source water quality protection measures.

Set-Aside	Amount	Purpose
Local SWAP Implementation	\$0 for FFY12	To provide loans to PWSS to implement source water protection measures.

FFY12 Request: None. The Division is not setting aside any funds for this purpose from its FFY10 capitalization grant.

3. Capacity Development

Set-Aside	Amount	Purpose
Capacity Development	\$1,643,900 (10%) for FFY12	To implement the capacity development strategy to assist new and existing systems to achieve and maintain technical, managerial, and financial capacity. A portion will be used to support the SWAP activities described below.

In calendar year 2010, the Safe Drinking Water Program submitted and received EPA approval on the State fiscal years 2010 - 2012 Local Assistance and Other State Programs Set-Aside-Capacity Development work plan.

FFY12 Request: Colorado is entitled to set-aside up to 10% (\$1,643,900) from the capitalization grant for this activity. Based on the Authority match described below, the Division intends to set

aside the entire \$1,643,900. A portion of this (\$300,000) will be used to support the SWAP activities described below.

Use of Funds in 2012 and Expected Accomplishments: For 2012, the efforts initiated and accomplished previously will be continued. Additional output activities included in the EPA approved work plan to be expanded or initiated are as follows:

- Maintain advanced operator training through the Colorado Drinking Water Excellence program for surface water systems of Colorado to ensure plants are operating at peak capabilities to ensure continuously safe drinking water.
- Continued improvements to the CDPHE drinking water web site, to include, access to new information and operator training.
- The use of Cross-Program Compliance Teams to identify and provide technical assistance to selected water systems in violation of regulations, including those either on the significant non-compliance (SNC) list or soon to be on the SNC list. This effort will utilize Division staff and contractors with the goal of both resolving the violation and ensuring the water system has technical, managerial, and financial capacity (TMF).
- Continued implementation of a program to assist systems with radionuclides in their source waters, to help them comply with existing and anticipated radionuclide regulations.
- Development and delivery of training to address root causes of public water system failures.
- Improved sanitary surveys and oversight for non-community groundwater systems.
- Continued implementation of a Coaching program to bring one-on-one training and technical assistance to small water systems with high priority deficiencies.
- Implementation of the source water assessment phase and protection planning assistance for surface water systems.
- Staffing related to the above activities, including grant and contract management when activities are performed by a third-party.

4. Source Water Assessment and Protection Program (SWAP)

Set-Aside	Amount	Purpose
SWAP	\$0 for FFY12	To delineate and assess source water areas for surface and ground water systems. SWAP assessment reports were completed in December 2004.

FFY12 Request: The Division set-aside the full FFY97 allotment of \$1,678,410, based on project needs identified by the Division. The SWAP allotment was a one-time allotment. The SWAP set-aside was fully expended during the FFY06 period.

5. Wellhead Protection Program

Set-Aside	Amount	Purpose
Wellhead Protection	\$821,950 for FFY12	To delineate and assess source water areas for ground water systems. Produce new WHP assessment reports as necessary. Support development and implementation of local ground water protection plans.

The current Wellhead Protection Set Aside Work Plan (2008-2013) was submitted to EPA on July 1, 2008 and approved on February 2, 2009. This approved work plan identifies the proposed grant expenditures from SFY 2008 through 2013 for the Local Assistance and Other State Programs Set-Aside- Wellhead Protection Set Aside work plan.

FFY12 Request: The Division intends to use \$821,950.

Use of Funds in 2012 and Expected Accomplishments: The Wellhead Program will work towards implementation of the following output activities:

- Completion of new and/or revised ground water susceptibility assessments.
- Completion of new and/or revised ground water source water delineations.
- Development and implementation of ground water source water protection plans.
- Financial assistance through the SWAP grant program for groundwater protection plans.
- Public water system and SDWIS data improvements.
- Public water system community information and education.
- Coordinate and perform community and non-community ground water sanitary surveys.
- Compilation and reporting of the national source water protection measures to EPA.

Anticipated Outcomes (short-term/long-term)

- Enhanced ground water susceptibility assessments to improve compliance.
- Improved ground water protection plans to minimize source contamination.
- Enhanced WHP data management.
- Enhance community information and education.
- Improved data compilation and reporting.

VIII. MISCELLANEOUS INFORMATION

The State will provide the necessary assurance and certifications as part of the Capitalization Grant Agreement and Operating Agreement between the State and EPA.

The proposed payment schedule using FFY 2012 Drinking Water funds will be included in the application for the capitalization grant. The payment schedule identifies the anticipated amount of EPA Automated Clearinghouse (ACH) draws from the capitalization grant and state dollars to be deposited into the DWRF.

The State legislation (SB 95-083) established the DWRF as an enduring and viable fund. The DWRF shall be maintained and be available in perpetuity for providing financial assistance as authorized and limited by the SDWA.

IX. PUBLIC REVIEW AND COMMENT

On September 9, 2011 the Colorado State Water Quality Control Commission published this information and held an Administrative Action Hearing on October 11, 2011 and November 14, 2011, at which time the State's 2012 IUP, including the 2012 DWRF project eligibility list and project priority / fundable list, was approved.

Each year, the IUP will be amended to include additional DWRF projects and other appropriate changes. The Division will continually seek public review and comment for the proposed list of eligible projects and IUP brought before the State Water Quality Control Commission for annual approval.

**Appendix A
Drinking Water Revolving Fund
2012 Project Eligibility List**

Green Categories: 1 = Green Infrastructure; 2 = Water Efficiency; 3 = Energy Efficiency; 4 = Environmentally Innovative

Project Number	Elig. Cat.	Entity	Project Name	City	County	Project Description	Estimated Project Cost	Population	Green Amount	Categorical=C Business=B	Categories 1,2,3, or 4
030001D	5	Academy Water & Sanitation District	Pleasant View Estates	Colorado Springs	El Paso	Construction or Rehabilitation of Distribution and/or Transmission Lines; Water Supply Facilities	\$820,000	800			
090088D	5	Academy Water & Sanitation District		Colorado Springs	El Paso	Water Storage Facilities; Water Supply Facilities	\$1,100,000	800			
100044D	5	Aguilar, Town of		Aguilar	Las Animas	Water Storage Facilities; Water Supply Facilities	\$7,000,000	692			
000001D	2	Alamosa, City of		Alamosa	Alamosa	New Regional Water Treatment Facilities; Improvement / Expansion of Water Treatment Facility; Construction or Rehabilitation of Distribution and/or Transmission Lines; Water Storage Facilities	\$16,500,000	8,488			
040001D	5	Alma, Town of		Alma	Park	Improvement / Expansion of Water Treatment Facility; Construction or Rehabilitation of Distribution and/or Transmission Lines	\$500,000	235			
120002D	3	Antonito, Town of		Antonito	Conejos	Improvement / Expansion of Water Treatment Facility; Construction or Rehabilitation of Distribution and/or Transmission Lines; Water Meters; Water Storage Facilities	\$250,000	1,100			
070006D	5	Arabian Acres Metropolitan District		Woodland Park	Teller	Connect To Existing Facility; Construction or Rehabilitation of Distribution and/or Transmission Lines; Water Supply Facilities; Water Meters; Green Infrastructure, Water Efficiency Improvements, Energy Efficiency Improvements or Environmentally Innovative Projects	\$1,775,000	620	\$55,200	C	2
050063D	1	Arapahoe County	Galbraith Estates	Strasburg	Arapahoe	Improvement / Expansion of Water Treatment Facility	\$50,000	17			
050073D	3	Arapahoe County	Travois Subdivision	Aurora	Arapahoe	Improvement / Expansion of Water Treatment Facility	\$300,000	300			
120207D	3	Arapahoe County	Rolling Plains Estates	Strasburg	Arapahoe	Improvement / Expansion of Water Treatment Facility; Construction or Rehabilitation of Distribution and/or Transmission Lines	\$8,000	35			
120208D	3	Arapahoe County	Stage Run HOA	Centennial	Arapahoe	Improvement / Expansion of Water Treatment Facility	\$10,000	180			
120209D	3	Arapahoe County	Country Garden Mobile Home Park	Strasburg	Arapahoe	Construction or Rehabilitation of Distribution and/or Transmission Lines; Water Supply Facilities	\$75,000	140			
960126D	5	Arapahoe County Water and Wastewater Authority		Englewood	Arapahoe	New Water Treatment Facility; Improvement / Expansion of Water Treatment Facility; Consolidation of Water Treatment Facilities; Construction or Rehabilitation of Distribution and/or Transmission Lines	\$26,300,000	20,000			

**Appendix A
Drinking Water Revolving Fund
2012 Project Eligibility List**

Green Categories: 1 = Green Infrastructure; 2 = Water Efficiency; 3 = Energy Efficiency; 4 = Environmentally Innovative

Project Number	Elig. Cat.	Entity	Project Name	City	County	Project Description	Estimated Project Cost	Population	Green Amount	Categorical=C Business=B	Categories 1,2,3, or 4
030002D	5	Arriba, Town of		Arriba	Lincoln	New Water Treatment Facility; Improvement / Expansion of Water Treatment Facility; Construction or Rehabilitation of Distribution and/or Transmission Lines; Water Storage Facilities; Water Supply Facilities; Water Meters; Source Water Protection Plan Implementation; Green Infrastructure, Water Efficiency Improvements, Energy Efficiency Improvements or Environmentally Innovative Projects	\$1,275,000	217	\$10,000	C	2
100028D	2	Aspen Park Metropolitan District		Greenwood Village	Jefferson	Improvement / Expansion of Water Treatment Facility	\$550,000	200			
010003D	5	Aspen Springs Metropolitan District		Pagosa Springs	Archuleta	Consolidation of Water Treatment Facilities; Construction or Rehabilitation of Distribution and/or Transmission Lines; Water Supply Facilities	\$15,000,000	1,800			
070017D	5	Aspen Village Metropolitan District		Aspen	Pitkin	Construction or Rehabilitation of Distribution and/or Transmission Lines	\$500,000	300			
010002D	5	Aspen, City of		Aspen	Pitkin	Improvement / Expansion of Water Treatment Facility; Construction or Rehabilitation of Distribution and/or Transmission Lines; Water Storage Facilities; Water Supply Facilities	\$3,658,000	6,600			
960004D	5	Ault, Town of		Ault	Weld	Construction or Rehabilitation of Distribution and/or Transmission Lines; Water Storage Facilities	\$2,500,000	1,450			
090131D	5	Aurora, City of	Holbrook Reservoir Enlargement	Aurora	Arapahoe	Water Storage Facilities	\$23,000,000	314,000			
090132D	5	Aurora, City of	Rampart Parallel Pipeline Phase 1	Aurora	Arapahoe	Green Infrastructure, Water Efficiency Improvements, Energy Efficiency Improvements or Environmentally Innovative Projects	\$40,000,000	314,000			
090133D	5	Aurora, City of	Valco Gravel Pit Storage	Aurora	Arapahoe	Green Infrastructure, Water Efficiency Improvements, Energy Efficiency Improvements or Environmentally Innovative Projects	\$7,000,000	314,000			
090151D	5	Aurora, City of	Annual Waterline Replacement Project	Aurora	Arapahoe	Construction or Rehabilitation of Distribution and/or Transmission Lines	\$5,000,000	314,000			
100093D	5	Avondale Water & Sanitation District		Avondale	Pueblo	Improvement / Expansion of Water Treatment Facility; Construction or Rehabilitation of Distribution and/or Transmission Lines; Water Meters; Source Water Protection Plan Implementation; Green Infrastructure, Water Efficiency Improvements, Energy Efficiency Improvements or Environmentally Innovative Projects	\$1,000,000	3,000	\$100,000	C	2
090037D	5	Avondale, Town of		Avondale	Pueblo	Water Supply Facilities; Source Water Protection Plan Implementation	\$100,000	754			

**Appendix A
Drinking Water Revolving Fund
2012 Project Eligibility List**

Green Categories: 1 = Green Infrastructure; 2 = Water Efficiency; 3 = Energy Efficiency; 4 = Environmentally Innovative

Project Number	Elig. Cat.	Entity	Project Name	City	County	Project Description	Estimated Project Cost	Population	Green Amount	Categorical=C Business=B	Categories 1,2,3, or 4
960006D	4	Baca Grande Water & Sanitation District		Crestone	Saguache	Improvement / Expansion of Water Treatment Facility; Consolidation of Water Treatment Facilities; Connect To Existing Facility; Construction or Rehabilitation of Distribution and/or Transmission Lines; Water Storage Facilities; Water Meters; Green Infrastructure, Water Efficiency Improvements, Energy Efficiency Improvements or Environmentally Innovative Projects	\$2,750,000	3,000	\$500,000	C	3
090099D	5	Bailey Water & Sanitation District	Bailey to Conifer DW Project	Denver	Park	New Water Treatment Facility; Construction or Rehabilitation of Distribution and/or Transmission Lines; Water Storage Facilities	\$10,665,424	50000			
050003D	5	Baseline Water District		Boulder	Boulder	Construction or Rehabilitation of Distribution and/or Transmission Lines	\$500,000	1,000			
990002D	5	Bayfield, Town of		Bayfield	La Plata	Construction or Rehabilitation of Distribution and/or Transmission Lines	\$700,000	2,300			
960127D	5	Bear Creek Water & Sanitation District		Lakewood	Jefferson	Connect To Existing Facility; Construction or Rehabilitation of Distribution and/or Transmission Lines	\$407,561	500			
100208D	5	Bell Mountain Ranch Metropolitan District	BMR Metro District	Castle Rock	Douglas	Improvement / Expansion of Water Treatment Facility; Connect to Existing Facility; Construction or Rehabilitation of Distribution and/or Transmission Lines; Water Supply Facilities	\$1,600,000	850			
960182D	3	Bellyache Ridge Metropolitan District		Edwards	Eagle	Construction or Rehabilitation of Distribution and/or Transmission Lines	\$250,000	180			
960007D	3	Bennett, Town of		Bennett	Adams	Construction or Rehabilitation of Distribution and/or Transmission Lines; Water Storage Facilities; Water Supply Facilities; Water Meters; Green Infrastructure, Water Efficiency Improvements, Energy Efficiency Improvements or Environmentally Innovative Projects	\$2,600,000	1,900			
030004D	5	Berkeley Water & Sanitation District		Denver	Adams	Construction or Rehabilitation of Distribution and/or Transmission Lines	\$500,000	300			
990003D	5	Berthoud, Town of		Berthoud	Larimer	Improvement / Expansion of Water Treatment Facility; Consolidation of Water Treatment Facilities; Construction or Rehabilitation of Distribution and/or Transmission Lines; Water Supply Facilities	\$4,648,000	5,100			
960184D	5	Beulah Water District	Beulah Water Works Dist.	Beulah	Pueblo	Improvement / Expansion of Water Treatment Facility; Construction or Rehabilitation of Distribution and/or Transmission Lines; Water Storage Facilities	\$45,000	400			
030005D	1	Black Hawk, City of		Black Hawk	Gilpin	New Water Treatment Facility; Improvement / Expansion of Water Treatment Facility; Construction or Rehabilitation of Distribution and/or Transmission Lines; Water Storage Facilities; Water Supply Facilities	\$25,653,933	108			
090027D	5	Black Hawk, City of		Black Hawk	Gilpin	Source Water Protection Plan Implementation	\$770,000	108			

**Appendix A
Drinking Water Revolving Fund
2012 Project Eligibility List**

Green Categories: 1 = Green Infrastructure; 2 = Water Efficiency; 3 = Energy Efficiency; 4 = Environmentally Innovative

Project Number	Elig. Cat.	Entity	Project Name	City	County	Project Description	Estimated Project Cost	Population	Green Amount	Categorical=C Business=B	Categories 1,2,3, or 4
96009D	3	Blanca, Town of		Blanca	Costilla	Construction or Rehabilitation of Distribution and/or Transmission Lines; Water Storage Facilities; Water Supply Facilities	\$400,000	402			
090071D	5	Blue Mountain Water District		Golden	Jefferson	Improvement / Expansion of Water Treatment Facility; Water Storage Facilities	\$700,000	380			
090086D	5	Blue Valley Metropolitan District		Silverthorne	Grand	Water Supply Facilities	\$15,000	350			
100005D	5	Bone Mesa Water District		Hotchkiss	Delta	Construction or Rehabilitation of Distribution and/or Transmission Lines; Water Storage Facilities; Water Meters; Source Water Protection Plan Implementation	\$1,481,140	166			
100012D	5	Boone, Town of		Boone	Pueblo	Source Water Protection Plan Implementation	\$10,000	351			
100030D	5	Boone, Town of		Boone	Pueblo	Improvement / Expansion of Water Treatment Facility; Construction or Rehabilitation of Distribution and/or Transmission Lines; Water Storage Facilities; Water Supply Facilities; Water Meters; Green Infrastructure, Water Efficiency Improvements, Energy Efficiency Improvements or Environmentally Innovative Projects	\$70,000	351			
090115D	5	Boulder, City of		Boulder	Boulder	Improvement / Expansion of Water Treatment Facility; Construction or Rehabilitation of Distribution and/or Transmission Lines; Water Storage Facilities; Green Infrastructure, Water Efficiency Improvements, Energy Efficiency Improvements or Environmentally Innovative Projects	\$83,000,000	115,000	\$4,900,000	C	
120003D	1	Branson, Town of		Branson	Las Animas	Improvement / Expansion of Water Treatment Facility; Water Supply Facilities	\$200,000	75			
040003D	1	Brighton, City of		Brighton	Adams	Improvement / Expansion of Water Treatment Facility; Construction or Rehabilitation of Distribution and/or Transmission Lines; Water Storage Facilities; Water Supply Facilities	\$8,900,000	29,000			
100094D	5	Bristol Water & Sanitation District		Bristol	Prowers	Improvement / Expansion of Water Treatment Facility; Water Meters	\$100,000	200			
120004D	5	Brookside, Town of		Brookside	Fremont	Construction or Rehabilitation of Distribution and/or Transmission Lines; Water Meters	\$237,800	218			
090112D	3	Brush, City of		Brush	Morgan	Construction or Rehabilitation of Distribution and/or Transmission Lines	\$877,750	5,471			
090085D	5	Buena Vista, Town of		Buena Vista	Chaffee	Improvement / Expansion of Water Treatment Facility; Construction or Rehabilitation of Distribution and/or Transmission Lines; Water Storage Facilities; Water Supply Facilities; Water Meters; Green Infrastructure, Water Efficiency Improvements, Energy Efficiency Improvements or Environmentally Innovative Projects	\$9,563,600	2,600	\$3,000		
120005D	5	Buffalo Creek Water District		Buffalo Creek	Jefferson	Construction or Rehabilitation of Distribution and/or Transmission Lines	\$60,000	125			

**Appendix A
Drinking Water Revolving Fund
2012 Project Eligibility List**

Green Categories: 1 = Green Infrastructure; 2 = Water Efficiency; 3 = Energy Efficiency; 4 = Environmentally Innovative

Project Number	Elig. Cat.	Entity	Project Name	City	County	Project Description	Estimated Project Cost	Population	Green Amount	Categorical=C Business=B	Categories 1,2,3, or 4
960189D	1	Burlington, City of		Burlington	Kit Carson	Improvement / Expansion of Water Treatment Facility; Connect to Existing Facility; Construction or Rehabilitation of Distribution and/or Transmission Lines; Water Storage Facilities; Water Supply Facilities; Water Meters	\$7,600,000	3,800			
070018D	5	Buttermilk Metropolitan District		Aspen	Pitkin	Construction or Rehabilitation of Distribution and/or Transmission Lines; Water Supply Facilities	\$118,000	215			
000003D	5	Byers Water & Sanitation District		Byers	Adams	Construction or Rehabilitation of Distribution and/or Transmission Lines	\$150,000	1,000			
100032D	5	Campo, Town of		Campo	Baca	Improvement / Expansion of Water Treatment Facility; Construction or Rehabilitation of Distribution and/or Transmission Lines; Water Storage Facilities; Water Supply Facilities; Water Meters; Source Water Protection Plan Implementation; Green Infrastructure, Water Efficiency Improvements, Energy Efficiency Improvements or Environmentally Innovative Projects	\$160,000	154			
960012D	5	Canon City, City of		Canon City	Fremont	Construction or Rehabilitation of Distribution and/or Transmission Lines; Water Meters	\$900,000	34800	\$100,000		
010006D	4	Carbondale, Town of		Carbondale	Garfield	Improvement / Expansion of Water Treatment Facility; Water Supply Facilities	\$1,500,000	6,427			
090058D	5	Carbondale, Town of		Carbondale	Garfield	Construction or Rehabilitation of Distribution and/or Transmission Lines; Water Supply Facilities; Green Infrastructure, Water Efficiency Improvements, Energy Efficiency Improvements or Environmentally Innovative Projects	\$5,770,000	6,427	\$375,000	C	3
100020D	3	Cascade Metropolitan District #1		Cascade	El Paso	New Water Treatment Facility; Construction or Rehabilitation of Distribution and/or Transmission Lines; Green Infrastructure, Water Efficiency Improvements, Energy Efficiency Improvements or Environmentally Innovative Projects	\$2,400,000	1,500	\$300,000	B	2
090021D	3	Castle Pines Metropolitan District		Castle Rock	Douglas	New Water Treatment Facilities; Improvement / Expansion of Water Treatment Facility; Construction or Rehabilitation of Distribution and/or Transmission Lines; Water Storage Facilities; Water Supply Facilities	\$17,210,000	4,000			
090094D	5	Castle Rock, City of		Castle Rock	Douglas	Improvement / Expansion of Water Treatment Facility; Construction or Rehabilitation of Distribution and/or Transmission Lines; Water Supply Facilities; Water Meters; Green Infrastructure, Water Efficiency Improvements, Energy Efficiency Improvements or Environmentally Innovative Projects	\$3,200,000	46,000			

**Appendix A
Drinking Water Revolving Fund
2012 Project Eligibility List**

Green Categories: 1 = Green Infrastructure; 2 = Water Efficiency; 3 = Energy Efficiency; 4 = Environmentally Innovative

Project Number	Elig. Cat.	Entity	Project Name	City	County	Project Description	Estimated Project Cost	Population	Green Amount	Categorical=C Business=B	Categories 1,2,3, or 4
000004D	4	Cedaredge, Town of		Cedaredge	Delta	Improvement / Expansion of Water Treatment Facility; Construction or Rehabilitation of Distribution and/or Transmission Lines; Water Supply Facilities; Water Meters	\$5,330,000	2,300			
050008D	5	Center, Town of		Center	Saguache	Improvement / Expansion of Water Treatment Facility; Construction or Rehabilitation of Distribution and/or Transmission Lines; Water Storage Facilities, Water Supply Facilities; Water Meters; Green Infrastructure, Water Efficiency Improvements, Energy Efficiency Improvements or Environmentally Innovative Projects	\$2,280,000	2,400			
050009D	1	Central City, City of		Central City	Gilpin	Improvement / Expansion of Water Treatment Facility; Construction or Rehabilitation of Distribution and/or Transmission Lines; Water Storage Facilities; Green Infrastructure, Water Efficiency Improvements, Energy Efficiency Improvements or Environmentally Innovative Projects	\$5,250,000	3,300	\$750,000	C	3
110003D	5	Central City, City of		Central City	Gilpin	Source Water Protection Plan Implementation	\$1,000,000	3,300			
100095D	2	Cheraw, Town of		Cheraw	Otero	Improvement / Expansion of Water Treatment Facility; Consolidation of Water Treatment Facilities; Construction or Rehabilitation of Distribution and/or Transmission Lines; Water Storage Facilities; Water Supply Facilities; Water Meters; Source Water Protection Plan Implementation; Green Infrastructure, Water Efficiency Improvements, Energy Efficiency Improvements or Environmentally Innovative Projects	\$960,000	200			
090065D	3	Cherokee Metropolitan District		Colorado Springs	El Paso	Construction or Rehabilitation of Distribution and/or Transmission Lines; Water Storage Facilities; Water Supply Facilities; Source Water Protection Plan Implementation; Green Infrastructure, Water Efficiency Improvements, Energy Efficiency Improvements or Environmentally Innovative Projects	\$7,625,000	18,130			
080006D	3	Cheyenne Wells, Town of		Cheyenne Wells	Cheyenne	Construction or Rehabilitation of Distribution and/or Transmission Lines; Green Infrastructure, Water Efficiency Improvements, Energy Efficiency Improvements or Environmentally Innovative Projects	\$900,000	945			

**Appendix A
Drinking Water Revolving Fund
2012 Project Eligibility List**

Green Categories: 1 = Green Infrastructure; 2 = Water Efficiency; 3 = Energy Efficiency; 4 = Environmentally Innovative

Project Number	Elig. Cat.	Entity	Project Name	City	County	Project Description	Estimated Project Cost	Population	Green Amount	Categorical=C Business=B	Categories 1,2,3, or 4
100001D	3	Cheyenne Wells, Town of		Cheyenne Wells	Cheyenne	New Water Treatment Facility; Connect to Existing Facility; Construction or Rehabilitation of Distribution and/or Transmission Lines; Water Storage Facilities; Water Supply Facilities; Water Meters; Source Water Protection Plan Implementation; Green Infrastructure, Water Efficiency Improvements, Energy Efficiency Improvements or Environmentally Innovative Projects	\$9,000,000	945	\$4,000,000	C	2
050067D	1	Clear Creek County	Mill Creek Park WIA	Dumont, Mill Creek	Clear Creek	Improvement / Expansion of Water Treatment Facility; Construction or Rehabilitation of Distribution and/or Transmission Lines; Water Storage Facilities; Water Supply Facilities	\$83,000	62			
050010D	5	Clearwater Metropolitan District		Denver	Elbert	Construction or Rehabilitation of Distribution and/or Transmission Lines; Water Storage Facilities; Water Supply Facilities	\$6,000,000	1,000			
050011D	2	Clifton Water District		Clifton	Mesa	Improvement / Expansion of Water Treatment Facility; Construction or Rehabilitation of Distribution and/or Transmission Lines; Water Supply Facilities	\$12,500,000	35,000			
050012D	5	Coal Creek, Town of		Coal Creek	Fremont	Construction or Rehabilitation of Distribution and/or Transmission Lines; Water Meters	\$400,000	398			
090012D	5	Collbran, Town of		Collbran	Mesa	Improvement / Expansion of Water Treatment Facility; Construction or Rehabilitation of Distribution and/or Transmission Lines; Water Storage Facilities; Water Supply Facilities	\$1,800,000	700			
100024D	5	Colorado Centre Metropolitan District		Colorado Springs	El Paso	Improvement / Expansion of Water Treatment Facility	\$1,500,000	2,800			
050013D	1	Colorado City Metropolitan District		Colorado City	Pueblo	New Regional Water Treatment Facilities; Improvement / Expansion of Water Treatment Facility; Construction or Rehabilitation of Distribution and/or Transmission Lines	\$7,500,000	2,318			
080007D	5	Colorado Springs, City of	Colorado Springs Utilities - Mesa WTP	Colorado Springs	El Paso	Improvement / Expansion of Water Treatment Facility; Water Storage Facilities	\$59,000,000	362,000			
050014D	5	Columbine Lake Water District		Grand Lake	Grand	Improvement / Expansion of Water Treatment Facility; Construction or Rehabilitation of Distribution and/or Transmission Lines; Water Supply Facilities	\$1,600,000	1,100			
100070D	5	Conejos County	Guadalupe Water Association	Conejos	Conejos	Improvement / Expansion of Water Treatment Facility; Construction or Rehabilitation of Distribution and/or Transmission Lines; Water Supply Facilities; Water Meters	\$450,000	1,200			
100034D	5	Conifer Metropolitan District		Littleton	Jefferson	Improvement / Expansion of Water Treatment Facility; Water Supply Facilities	\$500,000	500			
050015D	5	Copper Mountain Consolidated Metropolitan District		Copper Mountain	Summit	Construction or Rehabilitation of Distribution and/or Transmission Lines; Water Supply Facilities	\$1,400,000	5,000			
050016D	5	Cortez, City of		Cortez	Montezuma	Improvement / Expansion of Water Treatment Facility	\$2,858,925	8,081			

**Appendix A
Drinking Water Revolving Fund
2012 Project Eligibility List**

Green Categories: 1 = Green Infrastructure; 2 = Water Efficiency; 3 = Energy Efficiency; 4 = Environmentally Innovative

Project Number	Elig. Cat.	Entity	Project Name	City	County	Project Description	Estimated Project Cost	Population	Green Amount	Categorical=C Business=B	Categories 1,2,3, or 4
090096D	5	Cortez, City of		Cortez	Montezuma	New Water Treatment Facilities; Construction or Rehabilitation of Distribution and/or Transmission Lines; Water Storage Facilities	\$870,000	8,800			
960017D	5	Costilla County	Costilla County WSD	San Luis	Costilla	Construction or Rehabilitation of Distribution and/or Transmission Lines; Water Storage Facilities; Water Supply Facilities	\$300,000	1,000			
990013D	5	Cottonwood Water & Sanitation District		Englewood	Douglas	New Water Treatment Facility; Construction or Rehabilitation of Distribution and/or Transmission Lines; Water Supply Facilities	\$8,540,000	2,375			
090102D	5	Craig, City of		Craig	Moffat	Construction or Rehabilitation of Distribution and/or Transmission Lines	\$1,000,000	9,500			
050017D	5	Creede, City of		Creede	Mineral	Improvement / Expansion of Water Treatment Facility; Construction or Rehabilitation of Distribution and/or Transmission Lines	\$2,100,000	400			
120006D	5	Crested Butte South Metropolitan District		Crested Butte	Gunnison	Construction or Rehabilitation of Distribution and/or Transmission Lines; Water Supply Facilities; Water Meters	\$450,000	1,500			
960163D	5	Crested Butte South Metropolitan District		Crested Butte	Gunnison	Connect To Existing Facility; Construction or Rehabilitation of Distribution and/or Transmission Lines; Water Storage Facilities; Water Supply Facilities	\$1,600,000	1,500			
080009D	5	Crested Butte, Town of		Crested Butte	Gunnison	Construction or Rehabilitation of Distribution and/or Transmission Lines; Water Storage Facilities	\$3,200,000	1,647			
070015D	5	Crestone, Town of		Crestone	Saguache	Construction or Rehabilitation of Distribution and/or Transmission Lines; Water Meters	\$500,000	150			
990014D	3	Cripple Creek, Town of		Cripple Creek	Teller	Construction or Rehabilitation of Distribution and/or Transmission Lines; Water Storage Facilities; Water Supply Facilities	\$550,000	1,300			
100035D	5	Crook, Town of		Crook	Logan	Improvement / Expansion of Water Treatment Facility; Construction or Rehabilitation of Distribution and/or Transmission Lines; Water Storage Facilities; Water Supply Facilities; Water Meters; Source Water Protection Plan Implementation; Green Infrastructure, Water Efficiency Improvements, Energy Efficiency Improvements or Environmentally Innovative Projects	\$610,000	129			
120007D	5	Crowley, Town of		Crowley	Crowley	Construction or Rehabilitation of Distribution and/or Transmission Lines; Water Meters	\$400,000	189			
120008D	5	Cucharas Sanitation & Water District		Cucharas	Huerfano	Improvement / Expansion of Water Treatment Facility; Water Storage Facilities	\$1,018,175	700			
050018D	3	Dacono, City of		Dacono	Weld	Construction or Rehabilitation of Distribution and/or Transmission Lines	\$2,754,869	4,200			
040005D	3	De Beque, Town of		De Beque	Mesa	New Water Treatment Facility; Improvement / Expansion of Water Treatment Facility	\$270,000	500			
090049D	5	De Beque, Town of	Schlumberger Campus	De Beque	Mesa	Water Storage Facilities	\$600,000	1,200			

**Appendix A
Drinking Water Revolving Fund
2012 Project Eligibility List**

Green Categories: 1 = Green Infrastructure; 2 = Water Efficiency; 3 = Energy Efficiency; 4 = Environmentally Innovative

Project Number	Elig. Cat.	Entity	Project Name	City	County	Project Description	Estimated Project Cost	Population	Green Amount	Categorical=C Business=B	Categories 1,2,3, or 4
080011D	5	Delta County	Upper Surface Creek Domestic WUA	Cedaredge	Delta	Construction or Rehabilitation of Distribution and/or Transmission Lines; Water Storage Facilities	\$1,000,000	2,700			
090038D	5	Delta County	Ginters Grove Domestic Water Corporation	Cedaredge	Delta	Construction or Rehabilitation of Distribution and/or Transmission Lines	\$350,000	68			
120029D	5	Delta County	Crawford Mesa Water Association	Crawford	Delta	Source Water Protection Plan Implementation	\$50,000	550			
110004D	5	Delta County Ginters Grove Public Improvement District		Cedaredge	Delta	Construction or Rehabilitation of Distribution and/or Transmission Lines	\$350,000	68			
090116D	5	Delta, City of		Delta	Delta	Construction or Rehabilitation of Distribution and/or Transmission Lines; Water Storage Facilities	\$8,108,000	9,100			
090078D	4	Dillon Valley Metropolitan District		Crawford	Summit	Improvement / Expansion of Water Treatment Facility; Construction or Rehabilitation of Distribution and/or Transmission Lines; Water Meters	\$4,502,500	3,000			
100003D	5	Dillon, Town of		Dillon	Summit	Construction or Rehabilitation of Distribution and/or Transmission Lines	\$2,000,000	2,992			
960021D	3	Dillon, Town of		Dillon	Summit	Improvement / Expansion of Water Treatment Facility; Water Storage Facilities	\$1,745,000	2,992			
030016D	3	Dinosaur, Town of		Dinosaur	Moffat	Construction or Rehabilitation of Distribution and/or Transmission Lines	\$500,000	330			
050019D	4	Divide MPC Metropolitan District		Divide	Teller	Improvement / Expansion of Water Treatment Facility; Construction or Rehabilitation of Distribution and/or Transmission Lines; Water Supply Facilities; Water Meters	\$275,000	189			
960024D	4	Dolores, Town of		Dolores	Montezuma	Improvement / Expansion of Water Treatment Facility	\$500,000	1,000			
090125D	5	Donala Water & Sanitation District		Colorado Springs	El Paso	Consolidation of Water Treatment Facilities; Construction or Rehabilitation of Distribution and/or Transmission Lines; Water Storage Facilities; Water Supply Facilities	\$14,250,000	7,500			
040006D	4	Dove Creek, Town of		Dove Creek	Dolores	Improvement / Expansion of Water Treatment Facility; Construction or Rehabilitation of Distribution and/or Transmission Lines	\$128,000	695			
960026D	5	Durango West #1 Metropolitan District		Durango	La Plata	Construction or Rehabilitation of Distribution and/or Transmission Lines; Water Storage Facilities	\$1,640,000	1,000			
040007D	5	Durango West #2 Metropolitan District		Durango	La Plata	Improvement / Expansion of Water Treatment Facility; Connect To Existing Facility; Construction or Rehabilitation of Distribution and/or Transmission Lines; Water Supply Facilities	\$1,020,000	1,713			
090055D	5	Durango, City of		Durango	La Plata	Green Infrastructure, Water Efficiency Improvements, Energy Efficiency Improvements or Environmentally Innovative Projects	\$1,500,000	19,000	\$1,500,000	C	3

**Appendix A
Drinking Water Revolving Fund
2012 Project Eligibility List**

Green Categories: 1 = Green Infrastructure; 2 = Water Efficiency; 3 = Energy Efficiency; 4 = Environmentally Innovative

Project Number	Elig. Cat.	Entity	Project Name	City	County	Project Description	Estimated Project Cost	Population	Green Amount	Categorical=C Business=B	Categories 1,2,3, or 4
020019D	4	Eagle River Water & Sanitation District		Vail	Eagle	New Regional Water Treatment Facilities; Improvement / Expansion of Water Treatment Facility; Construction or Rehabilitation of Distribution and/or Transmission Lines; Water Storage Facilities; Water Supply Facilities	\$17,700,000	20,500			
090140D	5	Eagle, Town of	Fairgrounds Water Distribution System & Violet Lane Water Distribution System	Eagle	Eagle	Construction or Rehabilitation of Distribution and/or Transmission Lines	\$2,208,305	7,000			
090141D	5	Eagle, Town of	Downtown Water Distribution System Rehabilitation	Eagle	Eagle	Construction or Rehabilitation of Distribution and/or Transmission Lines	\$2,689,293	7,000			
090142D	5	Eagle, Town of	Lower Basin Water Treatment Plant - Phase I	Eagle	Eagle	New Water Treatment Facilities	\$15,832,800	7,000			
000007D	2	East Alamosa Water & Sanitation District		Alamosa	Alamosa	Consolidation of Water Treatment Facilities; Construction or Rehabilitation of Distribution and/or Transmission Lines; Water Storage Facilities	\$2,100,000	1,432			
100017D	1	East Boulder County Water District		Boulder	Boulder	Construction or Rehabilitation of Distribution and/or Transmission Lines	\$221,618	126			
010011D	5	East Cherry Creek Valley Water & Sanitation District		Aurora	Arapahoe	New Water Treatment Facility; Connect to Existing Facility	\$30,000,000	50,000			
120032D	5	East Eaton Water and Sanitation District		Eaton	Weld	Water Meters	\$75,000	200			
090098D	5	East Larimer County Water District		Ft Collins	Larimer	Construction or Rehabilitation of Distribution and/or Transmission Lines	\$4,250,000	16,693			
120009D	5	East Valley Metropolitan District		Centennial	Arapahoe	Construction or Rehabilitation of Distribution and/or Transmission Lines; Water Meters	\$20,000	230			
960027D	5	East Valley Metropolitan Water & Sanitation District		Centennial	Arapahoe	Water Storage Facilities	\$300,000	300			
050021D	2	Eckley, Town of		Eckley	Yuma	Construction or Rehabilitation of Distribution and/or Transmission Lines; Water Meters	\$1,000,000	278			
090128D	1	Edgemont Ranch Metropolitan District		Durango	La Plata	Water Storage Facilities	\$2,250,000	725			
100027D	5	Edgemont Ranch Metropolitan District		Durango	La Plata	Improvement / Expansion of Water Treatment Facility	\$750,000	700			
060016D	5	Edgewater, City of		Edgewater	Jefferson	Improvement / Expansion of Water Treatment Facility; Construction or Rehabilitation of Distribution and/or Transmission Lines; Water Meters	\$3,300,000	5,407			
110005D	5	El Rancho Florida Metropolitan District		Bayfield	La Plata	New Water Treatment Facilities; Construction or Rehabilitation of Distribution and/or Transmission Lines; Water Storage Facilities; Water Meters; Source Water Protection Plan Implementation; Green Infrastructure, Water Efficiency Improvements, Energy Efficiency Improvements or Environmentally Innovative Projects	\$1,998,723	435	\$144,000	C	3
100015D	5	Elbert Water & Sanitation District		Elbert	Elbert	Source Water Protection Plan Implementation	\$10,000	246			

**Appendix A
Drinking Water Revolving Fund
2012 Project Eligibility List**

Green Categories: 1 = Green Infrastructure; 2 = Water Efficiency; 3 = Energy Efficiency; 4 = Environmentally Innovative

Project Number	Elig. Cat.	Entity	Project Name	City	County	Project Description	Estimated Project Cost	Population	Green Amount	Categorical=C Business=B	Categories 1,2,3, or 4
100036D	4	Elbert Water & Sanitation District		Elbert	Elbert	Improvement / Expansion of Water Treatment Facility; Construction or Rehabilitation of Distribution and/or Transmission Lines; Water Storage Facilities; Water Supply Facilities; Water Meters; Green Infrastructure, Water Efficiency Improvements, Energy Efficiency Improvements or Environmentally Innovative Projects	\$645,000	246	\$800,000	B	2 & 3
060004D	5	Elizabeth, Town of		Elizabeth	Elbert	New Water Treatment Facility; Improvement / Expansion of Water Treatment Facility; Water Supply Facilities	\$1,000,000	1,500			
110001D	5	Elizabeth, Town of		Elizabeth	Elbert	Construction or Rehabilitation of Distribution and/or Transmission Lines	\$300,000	1,500			
090136D	5	Empire, Town of		Empire	Clear Creek	Improvement / Expansion of Water Treatment Facility; Water Storage Facilities; Water Supply Facilities; Water Meters	\$464,954	400			
090070D	5	Englewood, City of		Englewood	Arapahoe	Improvement / Expansion of Water Treatment Facility; Construction or Rehabilitation of Distribution and/or Transmission Lines; Water Storage Facilities	\$5,150,000	30,000			
030019D	5	Erie, Town of		Erie	Weld	Construction or Rehabilitation of Distribution and/or Transmission Lines; Water Storage Facilities; Water Supply Facilities	\$10,000,000	17,000			
090106D	5	Erie, Town of		Erie	Weld	Improvement / Expansion of Water Treatment Facility; Water Supply Facilities; Green Infrastructure, Water Efficiency Improvements, Energy Efficiency Improvements or Environmentally Innovative Projects	\$1,500,000	17,000			
090017D	5	Estes Park, Town of	Glacier Creek Water Plant	Estes Park	Larimer	Consolidation of Water Treatment Facilities; Construction or Rehabilitation of Distribution and/or Transmission Lines; Land Acquisition	\$9,250,000	5,720			
090050D	5	Estes Park, Town of	Colorado Big Thompson Project	Estes Park	Larimer	Construction or Rehabilitation of Distribution and/or Transmission Lines	\$2,620,000	12,000			
960199D	5	Evans, City of		Evans	Weld	Construction or Rehabilitation of Distribution and/or Transmission Lines; Water Meters	\$1,450,000	21,000			
090126D	5	Evergreen Metropolitan District		Evergreen	Jefferson	Improvement / Expansion of Water Treatment Facility; Construction or Rehabilitation of Distribution and/or Transmission Lines	\$3,700,000	14,785			
050022D	3	Fairplay, Town of		Fairplay	Park	New Water Treatment Facility; Improvement / Expansion of Water Treatment Facility; Connect To Existing Facility; Construction or Rehabilitation of Distribution and/or Transmission Lines; Water Supply Facilities; Green Infrastructure, Water Efficiency Improvements, Energy Efficiency Improvements or Environmentally Innovative Projects	\$6,250,000	715	\$25,000	C	3

**Appendix A
Drinking Water Revolving Fund
2012 Project Eligibility List**

Green Categories: 1 = Green Infrastructure; 2 = Water Efficiency; 3 = Energy Efficiency; 4 = Environmentally Innovative

Project Number	Elig. Cat.	Entity	Project Name	City	County	Project Description	Estimated Project Cost	Population	Green Amount	Categorical=C Business=B	Categories 1,2,3, or 4
110006D	5	Falcon Highlands Metropolitan District		Colorado Springs	El Paso	New Water Treatment Facility; Water Storage Facilities; Water Supply Facilities; Water Meters;	\$1,825,000	250			
960032D	5	Firestone, Town of		Firestone	Weld	New Regional Water Treatment Facilities; Construction or Rehabilitation of Distribution and/or Transmission Lines; Water Storage Facilities	\$10,133,250	8,900			
060019D	3	Flagler, Town of		Flagler	Kit Carson	Improvement / Expansion of Water Treatment Facility; Water Storage Facilities	\$100,000	631			
080014D	5	Florence, City of		Florence	Fremont	Improvement / Expansion of Water Treatment Facility; Connect To Existing Facility; Construction or Rehabilitation of Distribution and/or Transmission Lines; Water Storage Facilities; Water Supply Facilities; Water Meters; Source Water Protection Plan; Green Infrastructure: Water Efficiency Improvements, Energy Efficiency Improvements or Environmentally Innovative Projects	\$10,650,000	9,359	\$1,000,000	B/C	3
030021D	5	Florissant Water & Sanitation District		Florissant	Teller	Improvement / Expansion of Water Treatment Facility; Water Supply Facilities	\$250,000	220			
960201D	3	Forest Lakes Metropolitan District		Forest Lakes	La Plata	Improvement / Expansion of Water Treatment Facility; Construction or Rehabilitation of Distribution and/or Transmission Lines; Water Storage Facilities; Water Supply Facilities	\$3,500,000	1,883			
030022D	5	Forest View Acres Water District		Monument	El Paso	Improvement / Expansion of Water Treatment Facility; Construction or Rehabilitation of Distribution and/or Transmission Lines; Water Storage Facilities; Water Supply Facilities; Water Meters	\$4,800,000	855			
050023D	3	Fort Collins, City of		Fort Collins	Larimer	Improvement / Expansion of Water Treatment Facility; Construction or Rehabilitation of Distribution and/or Transmission Lines	\$6,664,000	134,000			
100038D	5	Fort Lupton, City of		Ft Lupton	Weld	Improvement / Expansion of Water Treatment Facility; Water Storage Facilities; Water Supply Facilities	\$3,000,000	7,100			
100039D	2	Fort Lupton, City of		Ft Lupton	Weld	Improvement / Expansion of Water Treatment Facility; Construction or Rehabilitation of Distribution and/or Transmission Lines; Green Infrastructure, Water Efficiency Improvements, Energy Efficiency Improvements or Environmentally Innovative Projects	\$1,180,000	7,100			
070008D	5	Fort Morgan, City of		Fort Morgan	Weld	Improvement / Expansion of Water Treatment Facility; Construction or Rehabilitation of Distribution and/or Transmission Lines; Water Meters	\$10,406,000	12,000			
100040D	5	Fountain Valley Authority	FVA to Security WD	Fountain	El Paso	Construction or Rehabilitation of Distribution and/or Transmission Lines	\$600,000	15,000			
040032D	4	Fountain, City of		Fountain	El Paso	New Water Treatment Facility	\$30,000,000	21,000			
100050D	5	Fountain, City of	Fountain Mesa Road Water Main Replacement Project	Fountain	El Paso	Construction or Rehabilitation of Distribution and/or Transmission Lines	\$1,000,000	21,000			

**Appendix A
Drinking Water Revolving Fund
2012 Project Eligibility List**

Green Categories: 1 = Green Infrastructure; 2 = Water Efficiency; 3 = Energy Efficiency; 4 = Environmentally Innovative

Project Number	Elig. Cat.	Entity	Project Name	City	County	Project Description	Estimated Project Cost	Population	Green Amount	Categorical=C Business=B	Categories 1,2,3, or 4
120010D	5	Fountain, City of	Wilson Road Project #18 Water Main	Fountain	El Paso	Construction or Rehabilitation of Distribution and/or Transmission Lines	\$800,000	21,000			
010013D	1	Fowler, Town of	Westcamp	Fowler	Otero	Improvement / Expansion of Water Treatment Facility; Connect To Existing Facility; Construction or Rehabilitation of Distribution and/or Transmission Lines; Water Supply Facilities	\$100,000	1,700			
960038D	4	Fowler, Town of		Fowler	Otero	Improvement / Expansion of Water Treatment Facility; Water Meters	\$500,000	1,700			
980250D	5	Franktown Business Area Metropolitan District	Douglas County	Franktown	Douglas	Connect To Existing Facility; Construction or Rehabilitation of Distribution and/or Transmission Lines; Water Storage Facilities; Water Supply Facilities; Water Meters	\$6,500,000	200			
120011D	5	Fraser, Town of		Fraser	Grand	New Water Treatment Facility; Improvement / Expansion of Water Treatment Facility; Consolidation of Water Treatment Facilities; Construction or Rehabilitation of Distribution and/or Transmission Lines; Water Supply Facilities; Source Water Protection Plan Implementation; Green Infrastructure, Water Efficiency Improvements, Energy Efficiency Improvements or Environmentally Innovative Projects	\$10,650,000	960	\$200,000		
090008D	5	Frederick, Town of		Frederick	Weld	Construction or Rehabilitation of Distribution and/or Transmission Lines	\$256,200	7,435			
090044D	5	Garden Valley Water & Sanitation District		Colorado Springs	El Paso	New Water Treatment Facility; Improvement / Expansion of Water Treatment Facility; Connect To Existing Facility; Construction or Rehabilitation of Distribution and/or Transmission Lines; Water Storage Facilities; Water Supply Facilities; Water Meters; Source Water Protection Plan Implementation; Green Infrastructure, Water Efficiency Improvements, Energy Efficiency Improvements or Environmentally Innovative Projects	\$1,170,000	800			
100052D	5	Gardner Water & Sanitation District		Gardner	Huerfano	Improvement / Expansion of Water Treatment Facility; Construction or Rehabilitation of Distribution and/or Transmission Lines; Water Storage Facilities; Water Supply Facilities; Water Meters; Source Water Protection Plan Implementation; Green Infrastructure, Water Efficiency Improvements, Energy Efficiency Improvements or Environmentally Innovative Projects	\$610,000	158			
090025D	3	Gardner, Town of		Gardner	Huerfano	Water Storage Facilities; Water Supply Facilities	\$100,000	136			
080097D	5	Garfield County	Oak Meadows Water Association	Glenwood Springs	Garfield	Improvement / Expansion of Water Treatment Facility; Construction or Rehabilitation of Distribution and/or Transmission Lines; Water Storage Facilities; Water Supply Facilities	\$1,800,000	64			

**Appendix A
Drinking Water Revolving Fund
2012 Project Eligibility List**

Green Categories: 1 = Green Infrastructure; 2 = Water Efficiency; 3 = Energy Efficiency; 4 = Environmentally Innovative

Project Number	Elig. Cat.	Entity	Project Name	City	County	Project Description	Estimated Project Cost	Population	Green Amount	Categorical=C Business=B	Categories 1,2,3, or 4
110007D	5	Gateway Metropolitan District		Basalt	Pitkin	Construction or Rehabilitation of Distribution and/or Transmission Lines	\$4,224,014	418			
030025D	1	Genesee Water & Sanitation District		Golden	Jefferson	New Water Treatment Facility; Improvement / Expansion of Water Treatment Facility; Construction or Rehabilitation of Distribution and/or Transmission Lines; Water Meters	\$4,384,000	4,010			
080018D	3	Genoa, Town of		Genoa	Lincoln	Improvement / Expansion of Water Treatment Facility; Construction or Rehabilitation of Distribution and/or Transmission Lines; Water Storage Facilities; Water Supply Facilities; Water Meters; Green Infrastructure, Water Efficiency Improvements, Energy Efficiency Improvements or Environmentally Innovative Projects	\$1,085,000	203			
100023D	5	Genoa, Town of		Genoa	Lincoln	Source Water Protection Plan Implementation	\$10,000	203			
030026D	3	Georgetown, Town of		Georgetown	Clear Creek	New Water Treatment Facility; Improvement / Expansion of Water Treatment Facility; Connect To Existing Facility; Construction or Rehabilitation of Distribution and/or Transmission Lines; Water Supply Facilities	\$1,500,000	1,080			
090123D	5	Georgetown, Town of		Georgetown	Clear Creek	Construction or Rehabilitation of Distribution and/or Transmission Lines; Water Storage Facilities; Water Meters; Source Water Protection Plan Implementation; Green Infrastructure, Water Efficiency Improvements, Energy Efficiency Improvements or Environmentally Innovative Projects	\$5,277,000	1,080			
080010D	5	Gilcrest, Town of		Gilcrest	Weld	Construction or Rehabilitation of Distribution and/or Transmission Lines; Water Storage Facilities	\$8,000,000	1,200			
120012D	4	Glenwood Springs, City of		Glenwood Springs	Garfield	Improvement / Expansion of Water Treatment Facility	\$2,000,000	9,000			
090053D	5	Goodman Point Water District		Cortez	Montezuma	Construction or Rehabilitation of Distribution and/or Transmission Lines; Water Storage Facilities	\$1,260,000	75			
990021D	5	Granada, Town of		Granada	Prowers	Water Storage Facilities	\$380,000	640			
090045D	3	Granby, Town of	Moraine Park Water System	Granby	Grand	Consolidation of Water Treatment Facilities; Construction or Rehabilitation of Distribution and/or Transmission Lines	\$510,000	550			
090090D	5	Granby, Town of		Granby	Grand	New Water Treatment Facilities; Water Storage Facilities; Consolidation of Water Treatment Facilities; Improvement/Expansion of Existing WTP; Distribution/Transmission Lines Construction/Rehabilitation; Green Infrastructure, Water Efficiency Improvements, Energy Efficiency Improvements or Environmentally Innovative Projects	\$6,882,000	1,200			

**Appendix A
Drinking Water Revolving Fund
2012 Project Eligibility List**

Green Categories: 1 = Green Infrastructure; 2 = Water Efficiency; 3 = Energy Efficiency; 4 = Environmentally Innovative

Project Number	Elig. Cat.	Entity	Project Name	City	County	Project Description	Estimated Project Cost	Population	Green Amount	Categorical=C Business=B	Categories 1,2,3, or 4
090107D	5	Grand County Water & Sanitation District #1		Winter Park	Grand	Improvement / Expansion of Water Treatment Facility; Connect To Existing Facility; Construction or Rehabilitation of Distribution and/or Transmission Lines; Green Infrastructure, Water Efficiency Improvements, Energy Efficiency Improvements or Environmentally Innovative Projects	\$1,800,000	3,500			
960136D	5	Grand Junction, City of		Grand Junction	Mesa	Construction or Rehabilitation of Distribution and/or Transmission Lines; Water Storage Facilities	\$900,000	27,000			
090114D	5	Grand Lake, Town of		Grand Lake	Grand	New Water Treatment Facility; Consolidation of Water Treatment Facilities; Water Storage Facilities	\$1,550,000	471			
960174D	5	Grand Lake, Town of		Grand Lake	Grand	Construction or Rehabilitation of Distribution and/or Transmission Lines	\$2,010,634	471			
110008D	5	Grand Mesa Metropolitan District #1	Powderhorn Metro Dist #1	Mesa	Mesa	Improvement / Expansion of Water Treatment Facility; Construction or Rehabilitation of Distribution and/or Transmission Lines; Water Storage Facilities	\$4,000,000	1,800			
090010D	5	Grand Mesa Water Conservancy District		Cedaredge	Delta	Improvement / Expansion of Water Treatment Facility; Consolidation of Water Treatment Facilities; Connect To Existing Facility; Construction or Rehabilitation of Distribution and/or Transmission Lines; Water Supply Facilities	\$15,250,000	1,250			
110009D	5	Greatrock North Water & Sanitation District		Lakewood	Adams	New Water Treatment Facility	\$2,500,000	800			
090040D	5	Greeley, City of		Greeley	Weld	Water Storage Facilities	\$412,500	94,358			
100057D	3	Greeley, City of		Greeley	Weld	Construction or Rehabilitation of Distribution and/or Transmission Lines	\$4,053,000	94,358			
070013D	5	Grover, Town of		Grover	Weld	Improvement / Expansion of Water Treatment Facility; Construction or Rehabilitation of Distribution and/or Transmission Lines; Water Storage Facilities; Water Supply Facilities; Water Meters; Source Water Protection Plan Implementation	\$1,050,000	155			
010015D	2	Gunnison County	Somerset Domestic WD	Somerset	Gunnison	Improvement / Expansion of Water Treatment Facility; Construction or Rehabilitation of Distribution and/or Transmission Lines	\$465,000	520			
050027D	5	Gunnison County	Dos Rios Water	Gunnison	Gunnison	Connect To Existing Facility; Construction or Rehabilitation of Distribution and/or Transmission Lines; Water Storage Facilities	\$3,900,000	750			
120030D	5	Gunnison County	North Valley Utility	Gunnison	Gunnison	Improvement / Expansion of Water Treatment Facility; Construction or Rehabilitation of Distribution and/or Transmission Lines	\$30,000	78			
990009D	4	Gunnison, City of		Gunnison	Gunnison	Improvement / Expansion of Water Treatment Facility; Construction or Rehabilitation of Distribution and/or Transmission Lines; Water Storage Facilities	\$515,100	104			

**Appendix A
Drinking Water Revolving Fund
2012 Project Eligibility List**

Green Categories: 1 = Green Infrastructure; 2 = Water Efficiency; 3 = Energy Efficiency; 4 = Environmentally Innovative

Project Number	Elig. Cat.	Entity	Project Name	City	County	Project Description	Estimated Project Cost	Population	Green Amount	Categorical=C Business=B	Categories 1,2,3, or 4
090146D	5	Gypsum, Town of		Gypsum	Eagle	Improvement / Expansion of Water Treatment Facility; Green Infrastructure, Water Efficiency Improvements, Energy Efficiency Improvements or Environmentally Innovative Projects	\$1,500,000	4,000	\$936,726	C	3
090147D	5	Gypsum, Town of		Gypsum	Eagle	Water Supply Facilities; Green Infrastructure, Water Efficiency Improvements, Energy Efficiency Improvements or Environmentally Innovative Projects	\$855,000	4,000			
990045D	4	Hamilton Creek Metropolitan District		Silverthorne	Summit	New Water Treatment Facility	\$2,000,000	300			
030028D	4	Hartman, Town of		Hartman	Prowers	New Water Treatment Facility; Improvement / Expansion of Water Treatment Facility; Water Storage Facilities	\$700,000	108			
010016D	1	Haswell, Town of		Haswell	Kiowa	Improvement / Expansion of Water Treatment Facility	\$180,000	84			
090061D	5	Haxtun, Town of		Haxtun	Phillips	Improvement / Expansion of Water Treatment Facility; Construction or Rehabilitation of Distribution and/or Transmission Lines; Water Meters	\$135,000	946			
960137D	5	Hayden, Town of		Hayden	Routt	Improvement / Expansion of Water Treatment Facility; Construction or Rehabilitation of Distribution and/or Transmission Lines; Water Storage Facilities; Source Water Protection Plan Implementation; Green Infrastructure, Water Efficiency Improvements, Energy Efficiency Improvements or Environmentally Innovative Projects	\$4,275,000	1,814			
960171D	2	Highland Lakes Water District		Divide	Teller	New Water Treatment Facility; Consolidation of Water Treatment Facilities; Construction or Rehabilitation of Distribution and/or Transmission Lines; Water Storage Facilities; Water Supply Facilities	\$2,950,000	850			
020020D	1	Hi-Land Acres Water & Sanitation District		Brighton	Adams	Construction or Rehabilitation of Distribution and/or Transmission Lines	\$700,000	352			
100042D	4	Hi-Land Acres Water & Sanitation District		Brighton	Adams	Improvement / Expansion of Water Treatment Facility; Water Storage Facilities; Water Supply Facilities; Green Infrastructure, Water Efficiency Improvements, Energy Efficiency Improvements or Environmentally Innovative Projects	\$450,000	352	\$350,000	B/C	2 & 3
110011D	5	Hi-Land Acres Water & Sanitation District		Brighton	Adams	Source Water Protection Plan Implementation	\$10,000	352			
960045D	5	Holly, Town of		Holly	Prowers	Construction or Rehabilitation of Distribution and/or Transmission Lines; Water Meters; Green Infrastructure, Water Efficiency Improvements, Energy Efficiency Improvements or Environmentally Innovative Projects	\$355,201	1,015	\$103,392	C/B	2 & 3

**Appendix A
Drinking Water Revolving Fund
2012 Project Eligibility List**

Green Categories: 1 = Green Infrastructure; 2 = Water Efficiency; 3 = Energy Efficiency; 4 = Environmentally Innovative

Project Number	Elig. Cat.	Entity	Project Name	City	County	Project Description	Estimated Project Cost	Population	Green Amount	Categorical=C Business=B	Categories 1,2,3, or 4
990023D	5	Holyoke, City of		Holyoke	Phillips	Improvement / Expansion of Water Treatment Facility; Construction or Rehabilitation of Distribution and/or Transmission Lines; Water Storage Facilities	\$1,575,000	2,261			
080005D	4	Hooper, Town of		Hooper	Alamosa	New Water Treatment Facility; Connect To Existing Facility; Construction or Rehabilitation of Distribution and/or Transmission Lines; Water Storage Facilities; Water Supply Facilities; Water Meters	\$2,000,000	125			
020032D	5	Hoover Hill Water & Sanitation District		Boulder	Boulder	Water Meters	\$100,000	265			
110012D	4	Hot Sulphur Springs, Town of		Hot Sulphur Springs	Grand	Construction or Rehabilitation of Distribution and/or Transmission Lines	\$330,000	614			
010017D	2	Hotchkiss, Town of		Hotchkiss	Delta	Improvement / Expansion of Water Treatment Facility	\$1,750,000	1,100			
090032D	4	Hotchkiss, Town of	High School Line Project	Hotchkiss	Delta	Construction or Rehabilitation of Distribution and/or Transmission Lines; Water Meters; Source Water Protection Plan Implementation; Green Infrastructure, Water Efficiency Improvements, Energy Efficiency Improvements or Environmentally Innovative Projects	\$775,000	1,100	\$750,000	B	2 & 3
020023D	5	Hudson, Town of		Hudson	Weld	Improvement / Expansion of Water Treatment Facility	\$1,500,000	2,700			
100043D	5	Hudson, Town of		Hudson	Weld	Construction or Rehabilitation of Distribution and/or Transmission Lines; Water Supply Facilities	\$500,000	2,700			
110013D	5	Hudson, Town of		Hudson	Weld	Construction or Rehabilitation of Distribution and/or Transmission Lines; Water Meters	\$800,000	2,700			
090117D	5	Idaho Springs, City of		Idaho Springs	Clear Creek	Green Infrastructure, Water Efficiency Improvements, Energy Efficiency Improvements or Environmentally Innovative Projects.	\$200,000	1,717			
120014D	4	Idaho Springs, City of		Idaho Springs	Clear Creek	Improvement / Expansion of Water Treatment Facility; Construction or Rehabilitation of Distribution and/or Transmission Lines; Water Storage Facilities; Water Meters	\$3,130,000	1,717			
020018D	3	Idledale Water & Sanitation District		Morrison	Jefferson	New Water Treatment Facility; Improvement / Expansion of Water Treatment Facility; Construction or Rehabilitation of Distribution and/or Transmission Lines; Water Supply Facilities; Green Infrastructure, Water Efficiency Improvements, Energy Efficiency Improvements or Environmentally Innovative Projects	\$1,800,000	300	\$150,000	C	3
960050D	5	Ignacio, Town of		Ignacio	La Plata	Construction or Rehabilitation of Distribution and/or Transmission Lines; Water Meters	\$500,000	750			

**Appendix A
Drinking Water Revolving Fund
2012 Project Eligibility List**

Green Categories: 1 = Green Infrastructure; 2 = Water Efficiency; 3 = Energy Efficiency; 4 = Environmentally Innovative

Project Number	Elig. Cat.	Entity	Project Name	City	County	Project Description	Estimated Project Cost	Population	Green Amount	Categorical=C Business=B	Categories 1,2,3, or 4
100061D	5	Iliff, Town of		Iliff	Logan	Improvement / Expansion of Water Treatment Facility; Construction or Rehabilitation of Distribution and/or Transmission Lines; Water Storage Facilities; Water Supply Facilities; Water Meters; Source Water Protection Plan Implementation; Green Infrastructure, Water Efficiency Improvements, Energy Efficiency Improvements or Environmentally Innovative Projects	\$660,000	260			
030029D	1	Indian Hills Water District		Indian Hills	Jefferson	Construction or Rehabilitation of Distribution and/or Transmission Lines; Water Storage Facilities; Water Supply Facilities	\$340,344	1,000			
090100D	5	Indian Hills Water District		Indian Hills	Jefferson	Improvement / Expansion of Water Treatment Facility; Consolidation of Water Treatment Facilities	\$75,000	1,000			
960051D	1	Jamestown, Town of		Jamestown	Boulder	New Water Treatment Facility; Improvement / Expansion of Water Treatment Facility; Construction or Rehabilitation of Distribution and/or Transmission Lines; Water Meters	\$933,500	265			
100002D	2	Jefferson County	Coal Creek K-8 School	Lakewood	Jefferson	Improvement / Expansion of Water Treatment Facility	\$100,000	160			
120013D	2	Jefferson County	Park Water Company System	Golden	Jefferson	Improvement / Expansion of Water Treatment Facility; Construction or Rehabilitation of Distribution and/or Transmission Lines; Water Storage Facilities	\$185,500	100			
050029D	5	Julesburg, Town of		Julesburg	Sedgwick	Improvement / Expansion of Water Treatment Facility; Construction or Rehabilitation of Distribution and/or Transmission Lines	\$1,500,000	1,467			
030031D	5	Keenesburg, Town of		Keenesburg	Weld	Construction or Rehabilitation of Distribution and/or Transmission Lines; Water Storage Facilities	\$1,000,000	1,150			
030032D	5	Ken Caryl West Ranch Water District		Morrison	Jefferson	Improvement / Expansion of Water Treatment Facility; Construction or Rehabilitation of Distribution and/or Transmission Lines; Water Storage Facilities	\$300,000	110			
960208D	5	Kersey, Town of		Kersey	Weld	Construction or Rehabilitation of Distribution and/or Transmission Lines; Green Infrastructure, Water Efficiency Improvements, Energy Efficiency Improvements or Environmentally Innovative Projects	\$1,980,500	1,420	\$1,900,000	B	2
100062D	5	Kim, Town of		Kim	Las Animas	Construction or Rehabilitation of Distribution and/or Transmission Lines; Water Storage Facilities	\$290,000	78			

**Appendix A
Drinking Water Revolving Fund
2012 Project Eligibility List**

Green Categories: 1 = Green Infrastructure; 2 = Water Efficiency; 3 = Energy Efficiency; 4 = Environmentally Innovative

Project Number	Elig. Cat.	Entity	Project Name	City	County	Project Description	Estimated Project Cost	Population	Green Amount	Categorical=C Business=B	Categories 1,2,3, or 4
120024D	5	Kiowa County	Sheridan Lake Water Company	Sheridan Lake	Kiowa	New Water Treatment Facilities; Improvement / Expansion of Water Treatment Facility; Construction or Rehabilitation of Distribution and/or Transmission Lines; Water Storage Facilities; Water Supply Facilities; Water Meters; Source Water Protection Plan Implementation	\$895,000	300			
100029D	5	Kit Carson, Town of		Kit Carson	Cheyenne	Source Water Protection Plan Implementation	\$10,000	223			
960056D	2	Kit Carson, Town of		Kit Carson	Cheyenne	New Water Treatment Facility; Improvement / Expansion of Water Treatment Facility; Construction or Rehabilitation of Distribution and/or Transmission Lines; Water Storage Facilities; Water Supply Facilities; Water Meters; Green Infrastructure, Water Efficiency Improvements, Energy Efficiency Improvements or Environmentally Innovative Projects	\$1,545,000	223			
090028D	5	Kremmling, Town of		Kremmling	Grand	Source Water Protection Plan Implementation	\$250,000	1,685			
100009D	5	Kremmling, Town of		Kremmling	Grand	New Water Treatment Facilities; Improvement / Expansion of Water Treatment Facility; Construction or Rehabilitation of Distribution and/or Transmission Lines; Water Supply Facilities	\$4,750,000	1,685			
100063D	3	La Jara, Town of		La Jara	Conejos	Improvement / Expansion of Water Treatment Facility; Construction or Rehabilitation of Distribution and/or Transmission Lines; Water Storage Facilities	\$1,320,000	825			
030035D	2	La Junta, City of	Eureka Water Co (1)	La Junta	Otero	Improvement / Expansion of Water Treatment Facility; Construction or Rehabilitation of Distribution and/or Transmission Lines; Water Storage Facilities	\$1,649,000	498			
090007D	3	La Junta, City of		La Junta	Otero	Water Storage Facilities	\$2,000,000	8,000			
090013D	5	La Plata Archuleta Water District		Durango	La Plata	New Water Treatment Facilities; Construction or Rehabilitation of Distribution and/or Transmission Lines; Water Storage; Water Supply Facilities; Water Meters	\$127,804,000	9,720			
100007D	1	La Plata West Water Authority	Rural Water Supply Distribution System	Durango	La Plata	Connect to Existing Facility; Construction or Rehabilitation of Distribution and/or Transmission Lines; Water Storage Facilities; Water Supply Facilities	\$35,400,000	2,500			
120015D	5	La Plata West Water Authority	Water Dock Station	Durango	La Plata	Water Supply Facilities; Green Infrastructure, Water Efficiency Improvements, Energy Efficiency Improvements or Environmentally Innovative Projects	\$300,000	250			

**Appendix A
Drinking Water Revolving Fund
2012 Project Eligibility List**

Green Categories: 1 = Green Infrastructure; 2 = Water Efficiency; 3 = Energy Efficiency; 4 = Environmentally Innovative

Project Number	Elig. Cat.	Entity	Project Name	City	County	Project Description	Estimated Project Cost	Population	Green Amount	Categorical=C Business=B	Categories 1,2,3, or 4
020024D	3	La Veta, Town of		La Veta	Huerfano	Improvement / Expansion of Water Treatment Facility; Construction or Rehabilitation of Distribution and/or Transmission Lines; Water Storage Facilities; Water Supply Facilities	\$3,524,000	896			
050030D	5	Lake City, Town of		Lake City	Hinsdale	Construction or Rehabilitation of Distribution and/or Transmission Lines; Water Meters	\$1,600,000	500			
090111D	5	Lake Creek Metropolitan Water District		Edwards	Eagle	Improvement / Expansion of Water Treatment Facility; Connect to Existing Facility; Construction or Rehabilitation of Distribution and/or Transmission Lines; Water Meters	\$2,061,000	210			
100031D	5	Lake Durango Water Authority		Durango	La Plata	Source Water Protection Plan Implementation	\$10,000	2,800			
100059D	3	Lake Durango Water Authority		Durango	La Plata	Improvement / Expansion of Water Treatment Facility; Construction or Rehabilitation of Distribution and/or Transmission Lines; Water Storage Facilities; Water Meters; Green Infrastructure, Water Efficiency Improvements, Energy Efficiency Improvements or Environmentally Innovative Projects	\$1,095,000	2,800			
060013D	5	Lakewood, City of		Lakewood	Jefferson	Construction or Rehabilitation of Distribution and/or Transmission Lines	\$1,600,000	4,700			
050031D	5	Lamar, City of		Lamar	Prowers	Construction or Rehabilitation of Distribution and/or Transmission Lines; Water Supply Facilities; Source Water Protection Plan Implementation	\$3,385,000	8,600			
100025D	5	Lamar, City of		Lamar	Prowers	Construction or Rehabilitation of Distribution and/or Transmission Lines; Water Storage Facilities; Water Supply Facilities; Water Meters	\$1,300,000	8,600			
070003D	3	Larimer County	Glacier View Meadows Water and Sewer Association	Livermore	Larimer	Construction or Rehabilitation of Distribution and/or Transmission Lines	\$350,000	500			
090018D	5	Larimer County	Red Feather Lakes	Fort Collins	Larimer	Connect to Existing Facility; Construction or Rehabilitation of Distribution and/or Transmission Lines; Water Supply Facilities	\$1,500,000	500			
100021D	5	Larimer County	Lower Venner Ranch Assn, Upper Venner Ranch Assn, Korral Heights Property Owners Association; Little Prospect Acres Subdivision	Fort Collins	Larimer	Consolidation of Water Treatment Facilities; Connect to Existing Facility; Construction or Rehabilitation of Distribution and/or Transmission Lines; Water Storage Facilities	\$2,000,000	414			
100065D	5	Larimer County	Hondius Water Users Association	Fort Collins	Larimer	Connect to Existing Facility; Construction or Rehabilitation of Distribution and/or Transmission Lines	\$600,000	300			
120201D	3	Larimer County	Glacier View Meadows 12th Filing	Livermore	Larimer	Construction or Rehabilitation of Distribution and/or Transmission Lines	\$70,000	85			

**Appendix A
Drinking Water Revolving Fund
2012 Project Eligibility List**

Green Categories: 1 = Green Infrastructure; 2 = Water Efficiency; 3 = Energy Efficiency; 4 = Environmentally Innovative

Project Number	Elig. Cat.	Entity	Project Name	City	County	Project Description	Estimated Project Cost	Population	Green Amount	Categorical=C Business=B	Categories 1,2,3, or 4
960061D	2	Larkspur, Town of		Larkspur	Douglas	New Water Treatment Facility; Improvement / Expansion of Water Treatment Facility; Consolidation of Water Treatment Facilities; Construction or Rehabilitation of Distribution and/or Transmission Lines; Water Storage Facilities; Water Supply Facility	\$2,474,500	280			
050032D	5	Las Animas, City of		Las Animas	Bent	Improvement / Expansion of Water Treatment Facility; Construction or Rehabilitation of Distribution and/or Transmission Lines; Water Storage Facilities; Water Supply Facilities; Water Meters; Green Infrastructure, Water Efficiency Improvements, Energy Efficiency Improvements or Environmentally Innovative Projects	\$4,020,000	4,301	\$500,000	B	2 & 3
090060D	5	Las Animas, City of		Las Animas	Bent	Green Infrastructure, Water Efficiency Improvements, Energy Efficiency Improvements or Environmentally Innovative Projects	\$200,000	4,301			
090006D	5	Left Hand Water District	Dodd WTP	Niwot	Boulder	Improvement / Expansion of Water Treatment Facility	\$26,428,000	19,310			
120016D	5	Left Hand Water District	Southern Water Supply Pipeline II	Niwot	Boulder	Construction or Rehabilitation of Distribution and/or Transmission Lines; Water Supply Facilities	\$8,100,106	19,310			
050033D	5	Limon, Town of		Limon	Lincoln	Construction or Rehabilitation of Distribution and/or Transmission Lines; Water Supply	\$373,000	7,167			
090105D	5	Little Thompson Water District		Berthoud	Morgan	Construction or Rehabilitation of Distribution and/or Transmission Lines; Water Meters	\$24,572,340	20,000			
020004D	5	Lochbuie, Town of		Lochbuie	Weld	Improvement / Expansion of Water Treatment Facility; Water Storage Facilities	\$4,427,000	5,400			
090108D	5	Lochbuie, Town of		Lochbuie	Weld	Construction or Rehabilitation of Distribution and/or Transmission Lines	\$1,268,000	5,400			
030040D	1	Log Lane Village, Town of		Log Lane Village	Morgan	New Water Treatment Facility; Connect To Existing Facility; Improvement / Expansion of Water Treatment Facility; Water Storage Facilities	\$3,700,000	1,002			
090081D	5	Longmont, City of		Longmont	Boulder	Improvement / Expansion of Water Treatment Facility; Green Infrastructure, Water Efficiency Improvements, Energy Efficiency Improvements or Environmentally Innovative Projects	\$2,760,000	86,000			
100066D	5	Longmont, City of		Longmont	Boulder	Construction or Rehabilitation of Distribution and/or Transmission Lines	\$12,124,000	86,000			
110014D	4	Lookout Mountain Water District		Golden	Jefferson	Construction or Rehabilitation of Distribution and/or Transmission Lines; Water Storage Facilities; Water Meters; Source Water Protection Plan Implementation	\$755,000	1,200			
100026D	5	Louviers Water & Sanitation District		Louviers	Douglas	New Water Treatment Facility; Construction or Rehabilitation of Distribution and/or Transmission Lines; Water Storage Facilities; Water Supply Facilities	\$4,865,000	248			

**Appendix A
Drinking Water Revolving Fund
2012 Project Eligibility List**

Green Categories: 1 = Green Infrastructure; 2 = Water Efficiency; 3 = Energy Efficiency; 4 = Environmentally Innovative

Project Number	Elig. Cat.	Entity	Project Name	City	County	Project Description	Estimated Project Cost	Population	Green Amount	Categorical=C Business=B	Categories 1,2,3, or 4
060014D	5	Loveland, City of		Loveland	Larimer	Improvement / Expansion of Water Treatment Facility; Construction or Rehabilitation of Distribution and/or Transmission Lines; Water Storage Facilities	\$16,500,000	63,000			
090149D	5	Loveland, City of		Loveland	Larimer	Improvement / Expansion of Existing Water Treatment Plant; Construction or Rehabilitation of Distribution and/or Transmission Lines; Water Storage Facilities; Green Infrastructure, Water Efficiency Improvements, Energy Efficiency Improvements or Environmentally Innovative Projects	\$550,000	63,000			
090113D	5	Lyons, Town of		Lyons	Boulder	Construction or Rehabilitation of Distribution and/or Transmission Lines	\$245,000	1,895			
100071D	3	Manassa, Town of		Manassa	Conejos	Improvement / Expansion of Water Treatment Facility; Construction or Rehabilitation of Distribution and/or Transmission Lines; Water Supply Facilities; Water Meters	\$350,000	1,029			
000011D	5	Mancos, Town of		Mancos	Montezuma	Improvement / Expansion of Water Treatment Facility; Construction or Rehabilitation of Distribution and/or Transmission Lines; Water Storage Facilities; Source Water Protection Plan Implementation	\$850,000	1,250			
090051D	5	Mancos, Town of		Mancos	Montezuma	Water Meters	\$350,000	1,300			
050034D	3	Manitou Springs, City of		Manitou Springs	El Paso	Improvement / Expansion of Water Treatment Facility; Construction or Rehabilitation of Distribution and/or Transmission Lines; Water Storage Facilities; Water Supply Facilities	\$8,763,000	4,980			
120001D	5	Manitou Springs, City of		Manitou Springs	El Paso	Improvement / Expansion of Water Treatment Facility; Construction or Rehabilitation of Distribution and/or Transmission Lines; Water Storage Facilities; Water Supply Facilities	\$6,396,225	4,980			
120017D	5	Manzanola, Town of		Manzanola	Otero	Improvement / Expansion of Water Treatment Facility; Construction or Rehabilitation of Distribution and/or Transmission Lines; Water Storage Facilities; Water Supply Facilities; Water Meters; Source Water Protection Plan Implementation; Green Infrastructure, Water Efficiency Improvements, Energy Efficiency Improvements or Environmentally Innovative Projects	\$650,000	525	\$10,000		
020005D	5	Meeker, Town of		Meeker	Rio Blanco	Construction or Rehabilitation of Distribution and/or Transmission Lines; Water Storage Facilities	\$500,000	2,547			

**Appendix A
Drinking Water Revolving Fund
2012 Project Eligibility List**

Green Categories: 1 = Green Infrastructure; 2 = Water Efficiency; 3 = Energy Efficiency; 4 = Environmentally Innovative

Project Number	Elig. Cat.	Entity	Project Name	City	County	Project Description	Estimated Project Cost	Population	Green Amount	Categorical=C Business=B	Categories 1,2,3, or 4
090033D	5	Merino, Town of		Merino	Logan	New Water Treatment Facility; Improvement / Expansion of Existing Water Treatment Plant; Construction or Rehabilitation of Distribution and/or Transmission Lines; Water Storage Facilities; Water Supply Facilities; Water Meters; Source Water Protection Plan Implementation; Green Infrastructure, Water Efficiency Improvements, Energy Efficiency Improvements or Environmentally Innovative Projects	\$2,000,020	302			
960214D	4	Mesa Cortina Water & Sanitation District		Silverthorne	Summit	New Water Treatment Facility; Construction or Rehabilitation of Distribution and/or Transmission Lines; Water Supply Facilities	\$950,000	500			
090015D	5	Mesa County	Gateway	Grand Junction	Mesa	Connect To Existing Facility; Construction or Rehabilitation of Distribution and/or Transmission Lines	\$1,000,000	151			
010024D	5	Mesa Water & Sanitation District		Mesa	Mesa	Construction or Rehabilitation of Distribution and/or Transmission Lines; Water Meters	\$400,000	220			
090057D	5	Mid Valley Metropolitan District		Basalt	Eagle	Improvement / Expansion of Water Treatment Facility; Water Storage Facilities; Water Supply Facilities	\$1,500,000	5,950			
050035D	5	Milliken, Town of		Milliken	Weld	Improvement / Expansion of Water Treatment Facility; Construction or Rehabilitation of Distribution and/or Transmission Lines; Water Storage Facilities; Water Meters	\$4,180,000	6,000			
090083D	2	Minturn, Town of		Minturn	Eagle	New Water Treatment Facility; Improvement / Expansion of Water Treatment Facility; Construction or Rehabilitation of Distribution and/or Transmission Lines	\$5,000,000	1,200			
080019D	5	Moffat, Town of		Moffat	Saguache	New Water Treatment Facility; Connect To Existing Facility; Construction or Rehabilitation of Distribution and/or Transmission Lines; Water Storage Facilities; Water Supply Facilities	\$3,500,000	120			
050036D	1	Monte Vista, City of		Monte Vista	Rio Grande	Improvement / Expansion of Existing Water Treatment Plant; Construction or Rehabilitation of Distribution and/or Transmission Lines; Water Storage Facilities; Water Supply Facilities	\$2,200,000	4,700			
960071D	5	Montezuma, Town of		Montezuma	Summit	New Water Treatment Facility; Connect to Existing Facility; Construction or Rehabilitation of Distribution and/or Transmission Lines; Water Storage Facilities; Water Supply Facilities; Water Meters	\$3,015,000	85			
100006D	5	Montrose, City of		Montrose	Montrose	Improvement / Expansion of Water Treatment Facility; Construction or Rehabilitation of Distribution and/or Transmission Lines; Water Storage Facilities	\$2,000,000	16,070			

**Appendix A
Drinking Water Revolving Fund
2012 Project Eligibility List**

Green Categories: 1 = Green Infrastructure; 2 = Water Efficiency; 3 = Energy Efficiency; 4 = Environmentally Innovative

Project Number	Elig. Cat.	Entity	Project Name	City	County	Project Description	Estimated Project Cost	Population	Green Amount	Categorical=C Business=B	Categories 1,2,3, or 4
030042D	5	Monument, Town of		Monument	El Paso	Improvement / Expansion of Water Treatment Facility; Consolidation of Water Treatment Facilities; Construction or Rehabilitation of Distribution and/or Transmission Lines; Water Storage Facilities; Water Supply Facilities	\$3,325,000	1,900			
100067D	5	Monument, Town of	Lewis Palmer School District 38	Monument	El Paso	Construction or Rehabilitation of Distribution and/or Transmission Lines; Green Infrastructure, Water Efficiency Improvements, Energy Efficiency Improvements or Environmentally Innovative Projects	\$195,000	2,230			
960073D	5	Morgan County Quality Water District		Fort Morgan	Morgan	New Water Treatment Facility; Construction or Rehabilitation of Distribution and/or Transmission Lines; Water Storage Facilities	\$15,450,000	2,500			
050037D	3	Morrison Creek Metropolitan Water & Sanitation District		Stagecoach	Routt	Improvement / Expansion of Water Treatment Facility; Construction or Rehabilitation of Distribution and/or Transmission Lines; Water Storage Facilities; Water Meters	\$4,000,000	800			
090074D	5	Morrison Creek Metropolitan Water & Sanitation District		Oak Creek	Routt	Water Storage Facilities; Water Supply Facilities	\$1,750,000	800			
960074D	3	Morrison, Town of		Morrison	Jefferson	New Water Treatment Facility; Connect to Existing Facility; Improvement / Expansion of Water Treatment Facility; Construction or Rehabilitation of Distribution and/or Transmission Lines	\$3,000,000	400			
090016D	5	Mount Crested Butte Water & Sanitation District	Meridan Lake Park	Mount Crested Butte	Gunnison	Water Storage Facilities	\$1,500,000	350			
960075D	4	Mount Crested Butte Water & Sanitation District		Mt Crested Butte	Gunnison	Improvement / Expansion of Water Treatment Facility; Water Storage Facilities	\$6,725,000	750			
090124D	5	Mount Werner Water & Sanitation District		Steamboat Springs	Routt	Improvement / Expansion of Existing Water Treatment Plant; Construction or Rehabilitation of Distribution and/or Transmission Lines; Water Storage Facilities; Source Water Protection Plan Implementation	\$6,733,000	5,000			
080015D	3	Mountain View Village Water & Sanitation District		Leadville	Lake	New Water Treatment Facility; Improvement / Expansion of Water Treatment Facility; Consolidation of Water Treatment Facilities; Connect To Existing Facility; Construction or Rehabilitation of Distribution and/or Transmission Lines; Water Storage Facilities	\$1,650,000	1,000			
040015D	2	Mountain Water & Sanitation District		Conifer	Jefferson	New Water Treatment Facility; Construction or Rehabilitation of Distribution and/or Transmission Lines	\$1,000,000	900			
010025D	5	Munn's Addition Water & Sanitation District		Brush	Morgan	Consolidation of Water Treatment Facilities; Water Supply Facilities	\$500,000	80			
120018D	4	Mustang Water Authority		Nucla	Montrose	Improvement / Expansion of Water Treatment Facility; Green Infrastructure, Water Efficiency Improvements, Energy Efficiency Improvements or Environmentally Innovative Projects	\$1,500,000	1,750	\$750,000		

**Appendix A
Drinking Water Revolving Fund
2012 Project Eligibility List**

Green Categories: 1 = Green Infrastructure; 2 = Water Efficiency; 3 = Energy Efficiency; 4 = Environmentally Innovative

Project Number	Elig. Cat.	Entity	Project Name	City	County	Project Description	Estimated Project Cost	Population	Green Amount	Categorical=C Business=B	Categories 1,2,3, or 4
070011D	4	Naturita, Town of		Naturita	Montrose	Construction or Rehabilitation of Distribution and/or Transmission Lines; Water Storage Facilities; Water Meters	\$1,350,000	635			
120031D	3	Navajo Western Water District		Walsenburg	Huerfano	New Water Treatment Facilities; Improvement / Expansion of Water Treatment Facility; Construction or Rehabilitation of Distribution and/or Transmission Lines; Water Storage Facilities; Water Supply Facilities; Water Meters; Green Infrastructure, Water Efficiency Improvements, Energy Efficiency Improvements or Environmentally Innovative Projects	\$880,000	600	\$100,000		
060027D	3	Nederland, Town of		Nederland	Boulder	New Water Treatment Facility; Improvement / Expansion of Water Treatment Plant	\$2,800,000	1,438			
090087D	5	Nederland, Town of		Nederland	Boulder	Construction or Rehabilitation of Distribution and/or Transmission Lines; Water Meters	\$460,000	1,650			
090001D	5	New Castle, Town of		New Castle	Garfield	Improvement / Expansion of Water Treatment Facility; Water Supply Facilities	\$1,250,000	4800			
090063D	5	New Castle, Town of		New Castle	Garfield	Construction or Rehabilitation of Distribution and/or Transmission Lines; Water Storage Facilities; Water Supply Facilities	\$790,000	4800			
090104D	5	North Lincoln Water & Sanitation District		Denver	Adams	Construction or Rehabilitation of Distribution and/or Transmission Lines	\$400,000	700			
120019D	3	North Shore Water District		Granby	Grand	Improvement / Expansion of Water Treatment Facility; Water Storage Facilities	\$850,000	280			
030043D	5	Northern Douglas County Water & Sanitation District	McArthur Ranch Inclusion	Littleton	Douglas	Consolidation of Water Treatment Facilities; Connect To Existing Facility; Construction or Rehabilitation of Distribution and/or Transmission Lines	\$2,100,000	230			
040016D	5	Northern Douglas County Water & Sanitation District	Chatfield East Estates Inclusion	Littleton	Douglas	Consolidation of Water Treatment Facilities; Connect To Existing Facility; Construction or Rehabilitation of Distribution and/or Transmission Lines	\$3,100,000	400			
100068D	5	Northglenn, City of	Low Zone Tank Project	Northglenn	Adams	Water Storage Facilities	\$525,000	35,827			
100069D	5	Northglenn, City of		Northglenn	Adams	Improvement / Expansion of Water Treatment Facility	\$4,457,000	35,827			
100073D	5	Northglenn, City of	High Zone Tank Project	Northglenn	Adams	Water Storage Facilities	\$3,250,000	35,827			
090048D	1	Norwood Water Commission		Norwood	San Miguel	Improvement / Expansion of Water Treatment Facility; Construction or Rehabilitation of Distribution and/or Transmission Lines; Water Storage Facilities; Green Infrastructure: Water Efficiency Improvements, Energy Efficiency Improvements or Environmentally Innovative Projects	\$7,599,110	1,500	\$208,583	B	2
960080D	2	Norwood, Town of	Norwood Water Commission	Norwood	San Miguel	Improvement / Expansion of Water Treatment Facility; Construction or Rehabilitation of Distribution and/or Transmission Lines; Water Storage Facilities; Water Meters	\$1,101,100	1,500			

**Appendix A
Drinking Water Revolving Fund
2012 Project Eligibility List**

Green Categories: 1 = Green Infrastructure; 2 = Water Efficiency; 3 = Energy Efficiency; 4 = Environmentally Innovative

Project Number	Elig. Cat.	Entity	Project Name	City	County	Project Description	Estimated Project Cost	Population	Green Amount	Categorical=C Business=B	Categories 1,2,3, or 4
110015D	5	Nucla, Town of		Nucla	Montrose	Construction or Rehabilitation of Distribution and/or Transmission Lines; Water Meters	\$2,500,000	711			
100013D	5	Nunn, Town of		Nunn	Weld	Construction or Rehabilitation of Distribution and/or Transmission Lines; Water Storage Facilities; Water Meters	\$2,300,000	450			
960082D	2	Oak Creek, Town of		Oak Creek	Routt	Improvement / Expansion of Water Treatment Facility; Construction or Rehabilitation of Distribution and/or Transmission Lines; Water Supply Facilities; Water Meters	\$4,630,000	950			
090009D	5	Olathe, Town of		Olathe	Montrose	Construction or Rehabilitation of Distribution and/or Transmission Lines; Water Meters	\$600,000	1,650			
100018D	5	Olde Stage Water District		Boulder	Boulder	Water Storage Facilities	\$150,000	250			
100008D	5	Olney Springs, Town of		Olney Springs	Crowley	Improvement / Expansion of Water Treatment Facility; Construction or Rehabilitation of Distribution and/or Transmission Lines; Water Meters; Green Infrastructure, Water Efficiency Improvements, Energy Efficiency Improvements or Environmentally Innovative Projects	\$155,000	389			
030044D	5	Ophir, Town of		Ophir	San Miguel	Construction or Rehabilitation of Distribution and/or Transmission Lines; Water Storage Facilities; Water Supply Facilities	\$929,485	160			
120020D	5	Ophir, Town of		Ophir	San Miguel	Construction or Rehabilitation of Distribution and/or Transmission Lines; Water Meters; Green Infrastructure, Water Efficiency Improvements, Energy Efficiency Improvements or Environmentally Innovative Projects	\$475,000	160	\$150,000		
960085D	2	Orchard City, Town of		Orchard City	Delta	Improvement / Expansion of Water Treatment Facility; Construction or Rehabilitation of Distribution and/or Transmission Lines; Water Storage Facilities	\$9,000,000	3,100			
030045D	5	Ordway, Town of		Ordway	Crowley	New Water Treatment Facility; Improvement / Expansion of Water Treatment Facility; Construction or Rehabilitation of Distribution and/or Transmission Lines; Water Storage Facilities; Water Supply Facilities; Water Meters; Source Water Protection Plan Implementation; Green Infrastructure, Water Efficiency Improvements, Energy Efficiency Improvements or Environmentally Innovative Projects	\$4,415,000	1,080			
070001D	2	Otero County	South Swink Water Co.	Swink	Otero	New Water Treatment Facility; Improvement / Expansion of Water Treatment Facility; Consolidation of Water Treatment Facilities; Construction or Rehabilitation of Distribution and/or Transmission Lines; Water Storage Facilities	\$1,306,400	600			

**Appendix A
Drinking Water Revolving Fund
2012 Project Eligibility List**

Green Categories: 1 = Green Infrastructure; 2 = Water Efficiency; 3 = Energy Efficiency; 4 = Environmentally Innovative

Project Number	Elig. Cat.	Entity	Project Name	City	County	Project Description	Estimated Project Cost	Population	Green Amount	Categorical=C Business=B	Categories 1,2,3, or 4
070007D	2	Otero County	Valley Water Company	Manzanola	Otero	Improvement / Expansion of Water Treatment Facility; Water Storage Facilities	\$200,000	320			
030051D	5	Ouray, City of		Ouray	Ouray	Improvement / Expansion of Water Treatment Facility; Construction or Rehabilitation of Distribution and/or Transmission Lines; Water Storage Facilities	\$1,000,000	813			
050038D	5	Ovid, Town of		Ovid	Sedgwick	Construction or Rehabilitation of Distribution and/or Transmission Lines; Water Supply Facilities; Green Infrastructure, Water Efficiency Improvements, Energy Efficiency Improvements or Environmentally Innovative Projects	\$450,000	330	\$50,000	C	2
100033D	5	Pagosa Area Water & Sanitation District		Pagosa Springs	Archuleta	Source Water Protection Plan Implementation	\$10,000	10,000			
100076D	5	Pagosa Area Water & Sanitation District		Pagosa Springs	Archuleta	Improvement / Expansion of Water Treatment Facility; Water Storage Facilities; Green Infrastructure, Water Efficiency Improvements, Energy Efficiency Improvements or Environmentally Innovative Projects	\$3,894,720	10,000			
960087D	5	Pagosa Area Water & Sanitation District	Hatcher Water Treatment Plant	Pagosa Springs	Archuleta	Improvement / Expansion of Water Treatment Facility; Construction or Rehabilitation of Distribution and/or Transmission Lines; Water Storage Facilities; Water Supply Facilities; Water Meters	\$7,000,000	17,730			
030052D	4	Paint Brush Hills Metropolitan District		Falcon	El Paso	New Water Treatment Facility; Improvement / Expansion of Water Treatment Facility; Construction or Rehabilitation of Distribution and/or Transmission Lines; Water Storage Facilities; Water Supply Facilities; Water Meters; Source Water Protection Plan Implementation	\$9,360,000	2,950			
040022D	5	Palisade, Town of		Palisade	Mesa	Construction or Rehabilitation of Distribution and/or Transmission Lines	\$350,000	3,000			
090062D	5	Palisade, Town of		Palisade	Mesa	Green Infrastructure, Water Efficiency Improvements, Energy Efficiency Improvements or Environmentally Innovative Projects	\$543,000	3,000	\$543,000	C	3
010028D	5	Palmer Lake, Town of		Palmer Lake	El Paso	New Water Treatment Facility; Construction or Rehabilitation of Distribution and/or Transmission Lines; Water Storage Facilities	\$1,613,882	2,440			
000015D	3	Paonia, Town of		Paonia	Delta	New Water Treatment Facility; Improvement / Expansion of Water Treatment Facility; Water Storage Facilities; Green Infrastructure, Water Efficiency Improvements, Energy Efficiency Improvements or Environmentally Innovative Projects	\$5,500,000	1,500	\$340,000	C	3
030053D	5	Parachute, Town of		Parachute	Garfield	Construction or Rehabilitation of Distribution and/or Transmission Lines	\$1,500,000	1320			

**Appendix A
Drinking Water Revolving Fund
2012 Project Eligibility List**

Green Categories: 1 = Green Infrastructure; 2 = Water Efficiency; 3 = Energy Efficiency; 4 = Environmentally Innovative

Project Number	Elig. Cat.	Entity	Project Name	City	County	Project Description	Estimated Project Cost	Population	Green Amount	Categorical=C Business=B	Categories 1,2,3, or 4
120021D	4	Park Center Water District		Canon City	Fremont	Improvement / Expansion of Water Treatment Facility	\$600,000	4,000			
100077D	5	Park Forest Water District		Colorado Springs	El Paso	New Water Treatment Facility; Construction or Rehabilitation of Distribution and/or Transmission Lines; Water Storage Facilities; Water Supply Facilities; Water Meters; Source Water Protection Plan Implementation	\$4,100,000	1,000			
090034D	5	Parker Water & Sanitation District		Parker	Douglas	New Water Treatment Facility; Improvement / Expansion of Water Treatment Facility; Construction or Rehabilitation of Distribution and/or Transmission Lines; Water Storage Facilities; Water Supply Facilities; Green Infrastructure, Water Efficiency Improvements, Energy Efficiency Improvements or Environmentally Innovative Projects	\$50,700,000	41,000	\$10,700,000	B/C	3
010033D	5	Parkville Water District		Leadville	Lake	Water Supply Facilities	\$750,000	8,000			
090091D	5	Parkville Water District		Leadville	Lake	Construction or Rehabilitation of Distribution and/or Transmission Lines	\$1,830,500	6,000			
100078D	5	Peetz, Town of		Peetz	Logan	Improvement / Expansion of Water Treatment Facility; Construction or Rehabilitation of Distribution and/or Transmission Lines; Water Storage Facilities; Water Supply Facilities; Water Meters; Source Water Protection Plan Implementation; Green Infrastructure, Water Efficiency Improvements, Energy Efficiency Improvements or Environmentally Innovative Projects	\$660,000	248			
110016D	5	Penrose Water District		Penrose	Fremont	Source Water Protection Plan Implementation	\$20,000	3,280			
960092D	4	Penrose Water District		Penrose	Fremont	Improvement / Expansion of Water Treatment Facility; Construction or Rehabilitation of Distribution and/or Transmission Lines; Water Storage Facilities; Water Supply Facilities; Water Meters; Green Infrastructure, Water Efficiency Improvements, Energy Efficiency Improvements or Environmentally Innovative Projects	\$3,170,000	3,280			
090076D	3	Perry Park Water & Sanitation District		Larkspur	Douglas	Improvement / Expansion of Water Treatment Facility	\$2,000,000	3,500			
960219D	5	Perry Park Water & Sanitation District		Larkspur	Douglas	Water Storage Facilities; Water Supply Facilities	\$1,500,000	3,500			
010030D	3	Phillips County	Amherst Unincorp Area	Amherst	Phillips	New Water Treatment Facility; Construction or Rehabilitation of Distribution and/or Transmission Lines; Water Storage Facilities; Water Supply Facilities	\$250,000	200			
120033D	5	Piedra Park Metropolitan Improvement District		Arboles	Archuleta	Construction or Rehabilitation of Distribution and/or Transmission Lines; Water Meters	\$250,000	1,000			
070002D	5	Pierce, Town of		Pierce	Weld	New Water Treatment Facility; Improvement / Expansion of Water Treatment Facility	\$300,000	884			

**Appendix A
Drinking Water Revolving Fund
2012 Project Eligibility List**

Green Categories: 1 = Green Infrastructure; 2 = Water Efficiency; 3 = Energy Efficiency; 4 = Environmentally Innovative

Project Number	Elig. Cat.	Entity	Project Name	City	County	Project Description	Estimated Project Cost	Population	Green Amount	Categorical=C Business=B	Categories 1,2,3, or 4
990035D	5	Pine Drive Water District		Beulah	Pueblo	Improvement / Expansion of Water Treatment Facility	\$23,600	350			
960093D	2	Pinewood Springs Water District		Pinewood Springs	Larimer	Improvement / Expansion of Water Treatment Facility; Construction or Rehabilitation of Distribution and/or Transmission Lines; Water Meters	\$2,275,000	1,000			
010031D	5	Pioneer Lookout Water District		Monument	El Paso	Construction or Rehabilitation of Distribution and/or Transmission Lines; Water Storage Facilities, Water Supply Facilities	\$45,000	100			
960094D	5	Platteville, Town of		Platteville	Weld	Improvement / Expansion of Water Treatment Facility; Construction or Rehabilitation of Distribution and/or Transmission Lines; Water Storage Facilities; Water Supply Facilities	\$2,200,000	2,500			
050039D	5	Poncha Springs, Town of		Poncha Springs	Chaffee	New Water Treatment Facility; Connection to Existing Water Treatment Plant; Construction or Rehabilitation of Distribution and/or Transmission Lines; Water Storage Facilities; Water Supply Facilities	\$2,900,000	650			
120034D	4	Project 7 Water Authority		Montrose	Montrose, Delta, Ouray	Water Supply Facilities	\$45,000,000	44,500			
020035D	3	Prowers County	May Valley Water Assoc	Wiley	Prowers	New Water Treatment Facility; Improvement / Expansion of Water Treatment Facility; Construction or Rehabilitation of Distribution and/or Transmission Lines; Water Storage Facilities	\$16,300,000	1,500			
010050D	4	Pueblo West Metropolitan District		Pueblo West	Pueblo	Construction or Rehabilitation of Distribution and/or Transmission Lines	\$3,500,000	4,500			
050042D	5	PV Water and Sanitation Metropolitan District		Greeley	Weld	New Regional Water Treatment Facilities; Consolidation of Water Treatment Facilities; Construction or Rehabilitation of Distribution and/or Transmission Lines; Water Storage Facilities; Water Supply Facilities	\$8,000,000	10,000			
960225D	5	Rainbow Valley Water District		Woodland Park	Teller	Improvement / Expansion of Water Treatment Facility; Construction or Rehabilitation of Distribution and/or Transmission Lines; Water Storage Facilities	\$100,000	130			
060012D	5	Ralston Valley Water & Sanitation District		Arvada	Jefferson	Construction or Rehabilitation of Distribution and/or Transmission Lines	\$50,000	1,625			
090052D	1	Rangely, Town of		Rangely	Rio Blanco	Improvement / Expansion of Water Treatment Facility; Construction or Rehabilitation of Distribution and/or Transmission Lines; Water Supply Facilities; Green Infrastructure, Water Efficiency Improvements, Energy Efficiency Improvements or Environmentally Innovative Projects	\$4,500,000	2,200			
050043D	2	Raymer, Town of		Raymer	Weld	Improvement / Expansion of Water Treatment Facility	\$300,000	73			

**Appendix A
Drinking Water Revolving Fund
2012 Project Eligibility List**

Green Categories: 1 = Green Infrastructure; 2 = Water Efficiency; 3 = Energy Efficiency; 4 = Environmentally Innovative

Project Number	Elig. Cat.	Entity	Project Name	City	County	Project Description	Estimated Project Cost	Population	Green Amount	Categorical=C Business=B	Categories 1,2,3, or 4
040024D	3	Red Rock Valley Estates Water District		Colorado Springs	El Paso	New Water Treatment Facility; Improvement / Expansion of Water Treatment Facility; Connect To Existing Facility; Construction or Rehabilitation of Distribution and/or Transmission Lines; Water Storage Facilities; Water Supply Facilities; Water Meters; Green Infrastructure, Water Efficiency Improvements, Energy Efficiency Improvements or Environmentally Innovative Projects	\$560,000	175			
100046D	5	Red Rock Valley Estates Water District		Colorado Springs	El Paso	Source Water Protection Plan Implementation	\$10,000	175			
060022D	4	Redstone Water & Sanitation District		Redstone	Pitkin	Improvement / Expansion of Water Treatment Facility	\$100,000	300			
050044D	5	Resource Colorado Water & Sanitation Metropolitan District		Adams or Weld Co	Weld	New Regional Water Treatment Facilities; Consolidation of Water Treatment Facilities; Construction or Rehabilitation of Distribution and/or Transmission Lines; Water Storage Facilities; Water Supply Facilities	\$40,000,000	10,000			
090150D	5	Resource Colorado Water & Sanitation Metropolitan District	2050 Green Prairie Program Rangeview Metropolitan District	Lakewood	Weld	New Water Treatment Facilities; Construction or Rehabilitation of Distribution and/or Transmission Lines; Water Storage Facilities; Green Infrastructure, Water Efficiency Improvements, Energy Efficiency Improvements or Environmentally Innovative Projects	\$65,600,000	70,000			
960098D	1	Rico, Town of		Rico	Dolores	New Water Treatment Facility; Improvement / Expansion of Water Treatment Facility; Construction or Rehabilitation of Distribution and/or Transmission Lines; Water Storage Facilities; Water Supply Facilities	\$4,000,000	250			
960099D	3	Ridgewood Water District		Woodland Park	Teller	Consolidation of Water Treatment Facilities; Construction or Rehabilitation of Distribution and/or Transmission Lines; Water Supply Facilities	\$975,000	200			
090031D	3	Ridgway, Town of		Ridgway	Ouray	Construction or Rehabilitation of Distribution and/or Transmission Lines; Water Storage Facilities; Water Supply Facilities; Green Infrastructure, Water Efficiency Improvements, Energy Efficiency Improvements or Environmentally Innovative Projects	\$3,200,000	1,000	\$150,000	B/C	3
020007D	3	Rifle, City of		Rifle	Garfield	New Water Treatment Facility; Construction or Rehabilitation of Distribution and/or Transmission Lines	\$30,000,000	9,500			
120022D	5	Roaring Fork Water and Sanitation District		Glenwood Springs	Garfield	New Water Treatment Facility	\$3,000,000	1,925			
120023D	5	Rock Creek Mesa Water District		Colorado Springs	El Paso	Improvement / Expansion of Water Treatment Facility; Water Storage Facilities; Water Meters	\$6,000	25			
100047D	5	Rockvale, Town of		Rockvale	Fremont	Water Supply Facilities; Source Water Protection Plan Implementation	\$70,000	487			

**Appendix A
Drinking Water Revolving Fund
2012 Project Eligibility List**

Green Categories: 1 = Green Infrastructure; 2 = Water Efficiency; 3 = Energy Efficiency; 4 = Environmentally Innovative

Project Number	Elig. Cat.	Entity	Project Name	City	County	Project Description	Estimated Project Cost	Population	Green Amount	Categorical=C Business=B	Categories 1,2,3, or 4
120027D	2	Rocky Ford, City of		Rocky Ford	Otero	Improvement / Expansion of Water Treatment Facility; Water Supply Facilities; Water Meters	\$1,000,000	4,286			
960227D	5	Rocky Ford, City of		Rocky Ford	Otero	Construction or Rehabilitation of Distribution and/or Transmission Lines; Green Infrastructure, Water Efficiency Improvements, Energy Efficiency Improvements or Environmentally Innovative Projects	\$2,050,000	4,213	\$2,139,975	B	2 & 3
020028D	5	Round Mountain Water & Sanitation District		Westcliffe	Custer	New Water Treatment Facility; Improvement / Expansion of Water Treatment Facility; Construction or Rehabilitation of Distribution and/or Transmission Lines; Water Storage Facilities; Water Supply Facilities; Water Meters	\$2,000,000	1,056			
100079D	5	Routt County	Community of Phippsburg	Steamboat Springs	Routt	Construction or Rehabilitation of Distribution and/or Transmission Lines	\$200,000	250			
960160D	3	Routt County	Hahn's Peak	Steamboat Springs	Routt	New Water Treatment Facility; Improvement / Expansion of Water Treatment Facility; Construction or Rehabilitation of Distribution and/or Transmission Lines; Water Supply Facilities	\$2,000,000	200			
120028D	5	Roxborough Water and Sanitation District		Littleton	Douglas / Jefferson	Consolidation of Water Treatment Facilities; Construction or Rehabilitation of Distribution and/or Transmission Lines	\$1,530,000	8,900			
090097D	5	Ruedi Shores Metropolitan District		Glenwood Springs	Eagle	Construction or Rehabilitation of Distribution and/or Transmission Lines; Water Storage Facilities; Water Supply Facilities; Water Meters	\$2,682,000	180			
100048D	5	Rye, Town of		Rye	Pueblo	Source Water Protection Plan Implementation	\$10,000	202			
100080D	1	Rye, Town of		Rye	Pueblo	Construction or Rehabilitation of Distribution and/or Transmission Lines; Water Storage Facilities; Water Supply Facilities	\$2,050,000	202			
960102D	1	Rye, Town of		Rye	Pueblo	Improvement / Expansion of Water Treatment Facility; Water Meters	\$1,100,000	202			
090067D	5	Saguache, Town of		Saguache	Saguache	Green Infrastructure, Water Efficiency Improvements, Energy Efficiency Improvements or Environmentally Innovative Projects	\$60,000	578			
960142D	5	Saguache, Town of		Saguache	Saguache	Construction or Rehabilitation of Distribution and/or Transmission Lines; Water Storage Facilities	\$500,000	611			
990039D	5	Salida, City of		Salida	Chaffee	Improvement / Expansion of Water Treatment Facility; Construction or Rehabilitation of Distribution and/or Transmission Lines; Water Storage Facilities; Water Supply Facilities; Water Meters; Source Water Protection Plan Implementation; Green Infrastructure, Water Efficiency Improvements, Energy Efficiency Improvements or Environmentally Innovative Projects	\$6,100,000	5,300	\$545,000	B	2

**Appendix A
Drinking Water Revolving Fund
2012 Project Eligibility List**

Green Categories: 1 = Green Infrastructure; 2 = Water Efficiency; 3 = Energy Efficiency; 4 = Environmentally Innovative

Project Number	Elig. Cat.	Entity	Project Name	City	County	Project Description	Estimated Project Cost	Population	Green Amount	Categorical=C Business=B	Categories 1,2,3, or 4
040026D	3	San Juan River Village Metropolitan District		Pagosa Springs	Archuleta	Improvement / Expansion of Water Treatment Facility	\$550,000	500			
100081D	5	San Juan River Village Metropolitan District		Pagosa Springs	Archuleta	Construction or Rehabilitation of Distribution and/or Transmission Lines; Water Storage Facilities; Water Supply Facilities; Water Meters	\$495,000	500			
030059D	4	San Luis Water & Sanitation District		Chama	Costilla	Improvement / Expansion of Water Treatment Facility; Water Supply Facilities; Water Meters	\$700,000	629			
960104D	5	Sanford, Town of		Sanford	Conejos	Construction or Rehabilitation of Distribution and/or Transmission Lines; Water Supply Facilities	\$250,000	783			
030060D	4	Sawpit, Town of		Sawpit	San Miguel	Construction or Rehabilitation of Distribution and/or Transmission Lines; Water Storage Facilities; Water Meters	\$247,825	45			
090109D	5	Security Water District	Southern Deliver System Project	Colorado Springs	El Paso	Construction or Rehabilitation of Distribution and/or Transmission Lines; Water Supply Facilities	\$16,554,000	18,200			
100082D	5	Security Water District	Widefield Aquifer Recharge Project	Colorado Springs	El Paso	Improvement / Expansion of Water Treatment Facility; Water Supply Facilities; Green Infrastructure, Water Efficiency Improvements, Energy Efficiency Improvements or Environmentally Innovative Projects	\$5,284,000	18,200			
090134D	3	Sedalia Water & Sanitation District		Sedalia	Douglas	New Water Treatment Facilities	\$750,000	220			
960105D	5	Sedalia Water & Sanitation District		Sedalia	Douglas	Improvement of Water Treatment Facility; Construction or Rehabilitation of Distribution and/or Transmission Lines; Water Storage Facilities	\$2,525,000	220			
040027D	3	Sedgwick, Town of		Sedgwick	Sedgwick	Improvement / Expansion of Water Treatment Facility; Consolidation of Water Treatment Facilities; Construction or Rehabilitation of Distribution and/or Transmission Lines; Water Storage Facilities; Water Supply Facilities; Water Meters	\$769,000	183			
100011D	3	Sedgwick, Town of		Sedgwick	Sedgwick	Construction or Rehabilitation of Distribution and/or Transmission Lines	\$820,000	183			
000017D	3	Seibert, Town of		Seibert	Kit Carson	Construction or Rehabilitation of Distribution and/or Transmission Lines; Water Supply Facilities	\$500,000	197			
100083D	3	Seibert, Town of		Seibert	Kit Carson	Improvement / Expansion of Water Treatment Facility; Construction or Rehabilitation of Distribution and/or Transmission Lines; Water Storage Facilities; Water Supply Facilities; Water Meters; Source Water Protection Plan Implementation; Green Infrastructure, Water Efficiency Improvements, Energy Efficiency Improvements or Environmentally Innovative Projects	\$520,000	197			
030061D	5	Severance, Town of		Severance	Weld	Construction or Rehabilitation of Distribution and/or Transmission Lines; Water Storage Facilities	\$929,000	1,050			

**Appendix A
Drinking Water Revolving Fund
2012 Project Eligibility List**

Green Categories: 1 = Green Infrastructure; 2 = Water Efficiency; 3 = Energy Efficiency; 4 = Environmentally Innovative

Project Number	Elig. Cat.	Entity	Project Name	City	County	Project Description	Estimated Project Cost	Population	Green Amount	Categorical=C Business=B	Categories 1,2,3, or 4
070009D	5	Sheridan, City of	Oxford to Union SID	Sheridan	Arapahoe	Construction or Rehabilitation of Distribution and/or Transmission Lines; Connect to Existing Facility	\$1,107,000	5,250			
120025D	5	Silt Water Conservancy District	Silt Mesa Area, Potable Water System	Silt	Garfield	New Water Treatment Facilities; Connection to a New or Existing Water Treatment Plant; Construction or Rehabilitation of Distribution and/or Transmission Lines; Water Storage Facilities; Water Supply Facilities; Water Meters; Source Water Protection Plan Implementation; Green Infrastructure, Water Efficiency Improvements, Energy Efficiency Improvements or Environmentally Innovative Projects	\$2,250,000	4,969			
020008D	5	Silt, Town of		Silt	Garfield	Improvement / Expansion of Water Treatment Facility; Construction or Rehabilitation of Distribution and/or Transmission Lines; Water Storage Facilities	\$2,600,000	2,600			
050075D	5	Silver Heights Water & Sanitation District		Castle Rock	Douglas	Construction or Rehabilitation of Distribution and/or Transmission Lines; Water Supply Facilities; Water Meters	\$2,600,000	293			
100049D	5	Silver Plume, Town of		Silver Plume	Clear Creek	Source Water Protection Plan Implementation	\$10,000	200			
960107D	1	Silver Plume, Town of		Silver Plume	Clear Creek	Improvement / Expansion of Water Treatment Facility; Construction or Rehabilitation of Distribution and/or Transmission Lines; Water Storage Facilities; Water Supply Facilities; Water Meters; Green Infrastructure, Water Efficiency Improvements, Energy Efficiency Improvements or Environmentally Innovative Projects	\$350,000	200			
990041D	5	Silverton, Town of		Silverton	San Juan	New Water Treatment Facility	\$3,000,000	550			
040028D	1	Simla, Town of		Simla	Elbert	Improvement / Expansion of Water Treatment Facility	\$100,000	550			
090079D	5	Somerset Domestic Waterworks District		Somerset	Gunnison	Construction or Rehabilitation of Distribution and/or Transmission Lines; Water Meters	\$116,500	80			
030062D	5	South Adams County Water & Sanitation District		Commerce City	Adams	Water Storage Facilities	\$2,000,000	47,000			
090137D	5	South Adams County Water & Sanitation District	Emergency Power Supply	Commerce City	Adams	Improvement / Expansion of Water Treatment Facility	\$215,500	65,000			
090138D	5	South Adams County Water & Sanitation District	Water Line Extension	Commerce City	Adams	Construction or Rehabilitation of Distribution and/or Transmission Lines	\$300,000	65,000			
090139D	5	South Adams County Water & Sanitation District	Chlorine Analyzers	Commerce City	Adams	Improvement / Expansion of Water Treatment Facility	\$140,000	65,000			
120035D	5	South Adams County Water and Sanitation District		Commerce City	Adams	Construction or Rehabilitation of Distribution and/or Transmission Lines; Water Supply Facilities; Green Infrastructure, Water Efficiency Improvements, Energy Efficiency Improvements or Environmentally Innovative Projects	\$2,780,000	51,000	180,000	B,C	1,2

**Appendix A
Drinking Water Revolving Fund
2012 Project Eligibility List**

Green Categories: 1 = Green Infrastructure; 2 = Water Efficiency; 3 = Energy Efficiency; 4 = Environmentally Innovative

Project Number	Elig. Cat.	Entity	Project Name	City	County	Project Description	Estimated Project Cost	Population	Green Amount	Categorical=C Business=B	Categories 1,2,3, or 4
030063D	5	South Fork Water & Sanitation District		South Fork	Rio Grande	New Water Treatment Facility; Construction or Rehabilitation of Distribution and/or Transmission lines; Water Supply Facilities	\$14,000,000	1,000			
100016D	3	South Fork, Town of	South Fork Water Authority	South Fork	Rio Grande	New Water Treatment Facility; Connection to a New or Existing Water Treatment Plant; Construction or Rehabilitation of Distribution and/or Transmission lines; Water Storage Facilities; Water Supply Facilities; Water Meters; Source Water Protection	\$15,274,510	400			
090211D	3	Southgate Water District	Willow Creek HOA	Centennial	Arapahoe	Construction or Rehabilitation of Distribution and/or Transmission Lines; Water Meters	\$500,000	365			
050046D	5	Springfield, Town of		Springfield	Baca	Improvement / Expansion of Water Treatment Facility; Construction or Rehabilitation of Distribution and/or Transmission Lines; Water Storage Facilities; Water Supply Facilities; Water Meters; Source Water Protection Plan Implementation; Green Infrastructure, Water Efficiency Improvements, Energy Efficiency Improvements or Environmentally Innovative Projects	\$300,000	1,750			
960145D	5	St Charles Mesa Water District	Blende, Vineland, Avondale, Pueblo	Pueblo	Pueblo	Improvement / Expansion of Water Treatment Facility; Construction or Rehabilitation of Distribution and/or Transmission Lines; Water Storage Facilities; Water Meters; Green Infrastructure, Water Efficiency Improvements, Energy Efficiency Improvements or Environmentally Innovative Projects	\$5,020,000	10,418	\$100,000	C	2
090103D	5	St Mary's Glacier Water & Sanitation District		Denver	Clear Creek	Construction or Rehabilitation of Distribution and/or Transmission Lines; Water Supply Facilities; Green Infrastructure, Water Efficiency Improvements, Energy Efficiency Improvements or Environmentally Innovative Projects	\$900,000	210	\$650,000	C/B	2 & 3
030064D	5	Steamboat Lake Water & Sanitation District		Clark	Routt	Construction or Rehabilitation of Distribution and/or Transmission Lines; Water Storage Facilities; Water Supply Facilities; Water Meters	\$660,500	300			
110017D	5	Steamboat Springs, City of		Steamboat Springs	Routt	Improvement / Expansion of Water Treatment Facility; Construction or Rehabilitation of Distribution and/or Transmission Lines; Water Storage Facilities; Water Supply Facilities; Water Meters	\$12,125,120	6,000			
960156D	2	Sterling, City of		Sterling	Logan	New Water Treatment Facilities; Construction or Rehabilitation of Distribution and/or Transmission Lines; Water Storage Facilities	\$29,000,000	13,500			

**Appendix A
Drinking Water Revolving Fund
2012 Project Eligibility List**

Green Categories: 1 = Green Infrastructure; 2 = Water Efficiency; 3 = Energy Efficiency; 4 = Environmentally Innovative

Project Number	Elig. Cat.	Entity	Project Name	City	County	Project Description	Estimated Project Cost	Population	Green Amount	Categorical=C Business=B	Categories 1,2,3, or 4
050047D	5	Stonagate Village Metropolitan District		Parker	Douglas	Consolidation of Water Treatment Facilities; Construction or Rehabilitation of Distribution and/or Transmission Lines; Water Storage Facilities; Water Supply Facilities	\$31,500,000	8,000			
090127D	5	Strasburg Water & Sanitation District		Strasburg	Arapahoe	New Water Treatment Facility; Improvement / Expansion of Water Treatment Facility; Construction or Rehabilitation of Distribution and/or Transmission Lines; Water Storage Facilities; Water Supply Facilities	\$2,950,000	2,500			
980244D	5	Stratmoor Hills Water District		Colorado Springs	El Paso	New Regional Water Treatment Facilities; Construction or Rehabilitation of Distribution and/or Transmission Lines; Water Supply Facilities; Water Meters	\$797,374	6,300			
050048D	5	Stratton, Town of		Stratton	Kit Carson	Improvement / Expansion of Water Treatment Facility; Construction or Rehabilitation of Distribution and/or Transmission Lines; Water Storage Facilities; Water Supply Facilities	\$1,000,000	650			
960230D	5	Summit Ridge Water District		Mancos	Montezuma	Construction or Rehabilitation of Distribution and/or Transmission Lines; Water Storage Facilities; Water Supply Facilities	\$400,000	1,400			
090004D	3	Sunset Metropolitan District		Colorado Springs	El Paso	New Water Treatment Facility; Construction or Rehabilitation of Distribution and/or Transmission Lines; Water Storage Facilities; Water Supply Facilities; Water Meters; Green Infrastructure, Water Efficiency Improvements, Energy Efficiency Improvements or Environmentally Innovative Projects	\$2,500,000	177			
120026D	1	Swan's Nest Metropolitan District		Breckenridge	Summit	Improvement / Expansion of Water Treatment Facility	\$500,000	200			
090022D	2	Swink, Town of		Swink	Otero	New Water Treatment Facility; Improvement / Expansion of Water Treatment Facility; Construction or Rehabilitation of Distribution and/or Transmission Lines; Water Storage Facilities; Water Supply Facilities; Water Meters; Green Infrastructure, Water Efficiency Improvements, Energy Efficiency Improvements or Environmentally Innovative Projects	\$380,000	705			
100053D	5	Swink, Town of		Swink	Otero	Source Water Protection Plan Implementation	\$10,000	705			
050049D	3	Tabernash Meadows Water & Sanitation District	Pole Creek Subdivision	Tabernash	Grand	Improvement / Expansion of Water Treatment Facility; Connect To Existing Facility; Construction or Rehabilitation of Distribution and/or Transmission Lines; Water Storage Facilities	\$1,000,000	350			

**Appendix A
Drinking Water Revolving Fund
2012 Project Eligibility List**

Green Categories: 1 = Green Infrastructure; 2 = Water Efficiency; 3 = Energy Efficiency; 4 = Environmentally Innovative

Project Number	Elig. Cat.	Entity	Project Name	City	County	Project Description	Estimated Project Cost	Population	Green Amount	Categorical=C Business=B	Categories 1,2,3, or 4
040030D	5	Teller County Water & Sanitation District #1		Woodland Park	Teller	Improvement / Expansion of Water Treatment Facility; Consolidation of Water Treatment Facilities; Construction or Rehabilitation of Distribution and/or Transmission Lines; Water Storage Facilities; Green Infrastructure, Water Efficiency Improvements, Energy Efficiency Improvements or Environmentally Innovative Projects	\$1,718,000	672	\$90,000	C	2
010036D	5	Telluride, Town of		Telluride	San Miguel	New Water Treatment Facility; Construction or Rehabilitation of Distribution and/or Transmission Lines	\$12,500,000	2,500			
080017D	3	Thornton, City of		Thornton	Adams	Improvement / Expansion of Water Treatment Facility; Water Supply Facilities	\$10,800,000	132,000			
020010D	5	Thunderbird Water & Sanitation District		Sedalia	Douglas	Consolidation of Water Treatment Facilities; Construction or Rehabilitation of Distribution and/or Transmission Lines; Water Supply Facilities	\$720,000	475			
100022D	5	Thunderbird Water & Sanitation District		Sedalia	Douglas	Water Storage Facilities; Water Supply Facilities; Water Meters	\$573,000	475			
080001D	2	Timbers Water & Sanitation District		Steamboat Springs	Routt	New Water Treatment Facility; Improvement / Expansion of Water Treatment Facility; Consolidation of Water Treatment Facilities	\$742,000	150			
110018D	5	Timbers Water & Sanitation District		Steamboat Springs	Routt	Water Storage Facilities; Water Supply Facilities; Water Meters; Green Infrastructure, Water Efficiency Improvements, Energy Efficiency Improvements or Environmentally Innovative Projects	\$300,000	150			
100086D	5	Traer Creek Metropolitan District		Lakewood	Eagle	Water Storage Facilities	\$10,890,000	8,448			
090043D	3	Tree Haus Metropolitan District		Steamboat Springs	Routt	Improvement / Expansion of Water Treatment Facility; Water Supply Facilities	\$1,850,000	300			
100054D	5	Tree Haus Metropolitan District		Steamboat Springs	Routt	Source Water Protection Plan Implementation	\$10,000	300			
100087D	5	Tree Haus Metropolitan District		Steamboat Springs	Routt	Water Meters	\$100,000	300			
070005D	5	Tri-County Water Conservancy District	Ridgway Reservoir Water Treatment Plant	Ridgway	Ouray	New Regional Water Treatment Facilities; Consolidation of Water Treatment Facilities; Construction or Rehabilitation of Distribution and/or Transmission Lines; Water Storage Facilities	\$9,900,000	17,000			
090110D	5	Tri-County Water Conservancy District	La Salle Road Pipeline Replacement	Montrose	Montrose	Construction or Rehabilitation of Distribution and/or Transmission Lines	\$7,454,000	18,000			
990046D	4	Trinidad, City of		Trinidad	Las Animas	Improvement / Expansion of Water Treatment Facility; Construction or Rehabilitation of Distribution and/or Transmission Lines; Water Storage Facilities	\$17,800,000	9,254			
050050D	2	Turkey Canon Ranch Water District		Colorado Springs	El Paso	New Water Treatment Facility; Improvement / Expansion of Water Treatment Facility	\$500,000	100			

**Appendix A
Drinking Water Revolving Fund
2012 Project Eligibility List**

Green Categories: 1 = Green Infrastructure; 2 = Water Efficiency; 3 = Energy Efficiency; 4 = Environmentally Innovative

Project Number	Elig. Cat.	Entity	Project Name	City	County	Project Description	Estimated Project Cost	Population	Green Amount	Categorical=C Business=B	Categories 1,2,3, or 4
040031D	2	Two Buttes, Town of		Two Buttes	Baca	New Water Treatment Facility; Improvement / Expansion of Water Treatment Facility; Construction or Rehabilitation of Distribution and/or Transmission Lines; Water Storage Facilities; Water Supply Facilities; Water Meters; Green Infrastructure, Water Efficiency Improvements, Energy Efficiency Improvements or Environmentally Innovative Projects	\$1,370,000	62	\$89,967	C	2
100055D	5	Two Buttes, Town of		Two Buttes	Baca	Source Water Protection Plan Implementation	\$10,000	62			
090145D	5	Two Rivers Metropolitan District		Glenwood Springs	Eagle	Construction or Rehabilitation of Distribution and/or Transmission Lines; Water Supply Facilities; Water Meters	\$27,000	325			
050051D	5	Upper Eagle Regional Water Authority		Avon, Edwards	Eagle	Improvement / Expansion of Water Treatment Facility; Construction or Rehabilitation of Distribution and/or Transmission Lines; Water Storage Facilities; Water Supply Facilities	\$9,180,000	32,500			
090026D	5	Victor, City of	Bull Hill	Victor	Teller	Construction or Rehabilitation of Distribution and/or Transmission Lines; Water Storage Facilities; Source Water Protection Plan Implementation	\$3,575,000	450			
090036D	2	Vilas, Town of		Vilas	Baca	New Water Treatment Facility; Improvement / Expansion of Water Treatment Facility; Construction or Rehabilitation of Distribution and/or Transmission Lines; Water Storage Facilities; Water Supply Facilities; Water Meters; Green Infrastructure, Water Efficiency Improvements, Energy Efficiency Improvements or Environmentally Innovative Projects	\$380,000	103	\$200,000	B	3
100058D	5	Vilas, Town of		Vilas	Baca	Source Water Protection Plan Implementation	\$10,000	103			
060023D	5	Vona, Town of		Vona	Kit Carson	Improvement / Expansion of Water Treatment Facility; Construction or Rehabilitation of Distribution and/or Transmission Lines; Water Storage Facilities; Water Supply Facilities; Water Meters; Green Infrastructure, Water Efficiency Improvements, Energy Efficiency Improvements or Environmentally Innovative Projects	\$1,500,000	111			
100060D	5	Vona, Town of		Vona	Kit Carson	Source Water Protection Plan Implementation	\$10,000	87			
090148D	5	W/J Metropolitan District		Woody Creek	Pitkin	Water Supply Facilities; Green Infrastructure, Water Efficiency Improvements, Energy Efficiency Improvements or Environmentally Innovative Projects	\$73,962	250			

**Appendix A
Drinking Water Revolving Fund
2012 Project Eligibility List**

Green Categories: 1 = Green Infrastructure; 2 = Water Efficiency; 3 = Energy Efficiency; 4 = Environmentally Innovative

Project Number	Elig. Cat.	Entity	Project Name	City	County	Project Description	Estimated Project Cost	Population	Green Amount	Categorical=C Business=B	Categories 1,2,3, or 4
960115D	3	Walden, Town of		Walden	Jackson	Improvement / Expansion of Water Treatment Facility; Water Storage Facilities; Green Infrastructure, Water Efficiency Improvements, Energy Efficiency Improvements or Environmentally Innovative Projects	\$1,900,000	650	\$150,000	B	4
050053D	5	Walsenburg, City of		Walsenburg	Huerfano	Construction or Rehabilitation of Distribution and/or Transmission Lines	\$2,200,000	3,600			
090066D	1	Walsenburg, City of		Walsenburg	Huerfano	Water Storage Facilities	\$2,000,000	3,600			
060026D	4	Washington County	Woodlin R-104 School District	Woodrow	Washington	Improvement / Expansion of Water Treatment Facility	\$624,125	200			
050054D	5	Watkins, Town of	Prairie View Property Owners Association	Watkins	Adams	Construction or Rehabilitation of Distribution and/or Transmission Lines; Water Storage Facilities; Water Supply Facilities; Water Meters; Source Water Protection Plan Implementation; Green Infrastructure, Water Efficiency Improvements, Energy Efficiency Improvements or Environmentally Innovative Projects	\$525,000	175			
090130D	5	Weld County	Aristocrat Ranchette Water	Ft. Lupton	Weld	Construction or Rehabilitation of Distribution and/or Transmission Lines; Water Storage Facilities; Water Meters	\$1,590,000	1,600			
060017D	3	Wellington, Town of		Wellington	Larimer	Improvement / Expansion of Water Treatment Facility	\$2,500,000	6,500			
090075D	1	Wellington, Town of		Wellington	Larimer	Improvement / Expansion of Water Treatment Facility; Construction or Rehabilitation of Distribution and/or Transmission Lines; Water Supply Facilities	\$5,678,641	6,500			
030068D	5	West Fort Collins Water District		Fort Collins	Larimer	Construction or Rehabilitation of Distribution and/or Transmission Lines; Water Storage Facilities	\$5,000,000	4,000			
960231D	3	Westcreek Lakes Water District		Sedalia	Douglas	Improvement / Expansion of Water Treatment Facility; Water Storage Facilities; Water Supply Facilities	\$100,000	150			
050055D	3	Westminster, City of		Westminster	Adams	Improvement / Expansion of Water Treatment Facility; Construction or Rehabilitation of Distribution and/or Transmission Lines; Water Storage Facilities	\$26,500,000	156,000			
090118D	5	Westminster, City of	Semper Water Treatment Facility	Westminster	Adams	Improvement / Expansion of Water Treatment Facility	\$3,945,000	156,000			
090119D	5	Westminster, City of	Gregory Hill and Kershaw Pump Stations	Westminster	Adams	Construction or Rehabilitation of Distribution and/or Transmission Lines	\$700,000	156,000			
090120D	5	Westminster, City of	PRV Rehabilitation	Westminster	Adams	Construction or Rehabilitation of Distribution and/or Transmission Lines	\$175,000	156,000			
090121D	5	Westminster, City of	Northwest Water Treatment Facility	Westminster	Adams	Improvement / Expansion of Water Treatment Facility	\$3,000,000	156,000			
090122D	5	Westminster, City of	Rebate Funding	Westminster	Adams	Green Infrastructure, Water Efficiency Improvements, Energy Efficiency Improvements or Environmentally Innovative Projects.	\$100,000	156,000			
100088D	5	Westminster, City of		Westminster	Adams	Construction or Rehabilitation of Distribution and/or Transmission Lines	\$5,250,000	156,000			

**Appendix A
Drinking Water Revolving Fund
2012 Project Eligibility List**

Green Categories: 1 = Green Infrastructure; 2 = Water Efficiency; 3 = Energy Efficiency; 4 = Environmentally Innovative

Project Number	Elig. Cat.	Entity	Project Name	City	County	Project Description	Estimated Project Cost	Population	Green Amount	Categorical=C Business=B	Categories 1,2,3, or 4
990048D	3	Westwood Lakes Water District		Woodland Park	Teller	Construction or Rehabilitation of Distribution and/or Transmission Lines	\$650,000	378			
060025D	5	Widefield Water & Sanitation District		Colorado Springs	El Paso	Construction or Rehabilitation of Distribution and/or Transmission Lines; Water Storage Facilities; Water Supply Facilities	\$3,075,000	18,230			
100091D	5	Widefield Water & Sanitation District		Colorado Springs	El Paso	Construction or Rehabilitation of Distribution and/or Transmission Lines; Water Supply Facilities	\$2,950,000	18,230			
050056D	1	Wiggins, Town of		Wiggins	Morgan	New Water Treatment Facilities; Construction or Rehabilitation of Distribution and/or Transmission Lines; Water Storage Facilities; Water Supply Facilities	\$4,000,000	975			
090056D	1	Wiggins, Town of		Wiggins	Morgan	New Water Treatment Facility; Construction or Rehabilitation of Distribution and/or Transmission Lines; Water Storage Facilities; Water Supply Facilities	\$5,824,600	975			
090035D	2	Wiley, Town of		Wiley	Prowers	Improvement / Expansion of Water Treatment Facility; Water Supply Facilities	\$400,000	461			
020015D	5	Williamsburg, Town of		Williamsburg	Fremont	Construction or Rehabilitation of Distribution and/or Transmission Lines; Water Supply Facilities; Water Meters; Green Infrastructure, Water Efficiency Improvements, Energy Efficiency Improvements or Environmentally Innovative Projects	\$1,000,000	772	\$153,764	B	2
050057D	5	Will-O-Wisp Metropolitan District		Bailey	Park	Construction or Rehabilitation of Distribution and/or Transmission Lines; Water Storage Facilities; Water Meters	\$48,000	320			
990049D	5	Wilson Mesa Metropolitan District	Wilson Mesa Ranch	Telluride	San Miguel	Construction or Rehabilitation of Distribution and/or Transmission Lines; Water Storage Facilities	\$155,000	150			
110019D	5	Windsor, Town of		Windsor	Weld	Water Storage Facilities	\$3,000,000	12,500			
020030D	5	Winter Park Water & Sanitation District		Winter Park	Grand	Improvement / Expansion of Water Treatment Facility; Construction or Rehabilitation of Distribution and/or Transmission Lines; Water Storage Facilities; Water Supply Facilities; Water Meters	\$846,000	6,000			
100092D	5	Woodmen Hills Metropolitan District		Falcon	El Paso	Improvement / Expansion of Water Treatment Facility; Water Storage Facilities; Water Supply Facilities	\$2,800,000	6,895			
020038D	5	Woodmoor Water & Sanitation District #1		Monument	El Paso	Improvement / Expansion of Water Treatment Facility; Water Supply Facilities; Water Meters	\$2,100,000	7,500			
050058D	5	Wray, City of		Wray	Yuma	Connect To Existing Facility; Improvement / Expansion of Water Treatment Facility; Construction or Rehabilitation of Distribution and/or Transmission Lines; Water Storage Facilities	\$2,240,000	2,380			

**Appendix A
Drinking Water Revolving Fund
2012 Project Eligibility List**

Green Categories: 1 = Green Infrastructure; 2 = Water Efficiency; 3 = Energy Efficiency; 4 = Environmentally Innovative

Project Number	Elig. Cat.	Entity	Project Name	City	County	Project Description	Estimated Project Cost	Population	Green Amount	Categorical=C Business=B	Categories 1,2,3, or 4
960238D	1	Yampa, Town of		Yampa	Routt	Improvement / Expansion of Water Treatment Facility; Construction or Rehabilitation of Distribution and/or Transmission Lines; Water Storage Facilities; Source Water Protection Plan Implementation	\$1,500,000	519			
030069D	5	Yuma, City of		Yuma	Yuma	Construction or Rehabilitation of Distribution and/or Transmission Lines; Water Storage Facilities	\$1,620,000	3,379			
090064D	4	Yuma, City of		Yuma	Yuma	Improvement / Expansion of Water Treatment Facility	\$4,500,000	3,379			
Total:							\$2,050,619,758		\$36,752,607		

**APPENDIX B
Drinking Water Revolving Fund
FY 2012 Project Priority / Fundable List**

Green Categories: 1 = Green Infrastructure; 2 = Water Efficiency; 3 = Energy Efficiency; 4 = Environmentally Innovative

Project No	Elig Cat	Pts	Facility	County	PWS ID#	Pop	Estimated Project Cost	Approved Loan Amount	DAC	Term (Yrs)	Loan Type	Interest Rate	Green Amount	Categorical=C Business=B	Categories 1,2,3, or 4	Project Description	A R R A
020020D	1	75	Hi-Land Acres Water & Sanitation District	Adams	CO0101075	350	\$1,200,000	\$1,200,000	N	N/A	D	PF				Construction or Rehabilitation of Distribution and/or Transmission Lines	Y
960102D	1	60	Rye, Town of	Pueblo	151700	202	\$1,040,000	\$1,040,000	Y	30	D	1.75%				Improvement / Expansion of Water Treatment Facility; Water Meters	
050053D	1	50	Walsenburg, City of	Huerfano	128900	3600	\$2,500,000		Y							Construction or Rehabilitation of Distribution and/or Transmission Lines	
040003D	1	25	Brighton, City of	Adams	101025	29,000	\$8,900,000	\$1,044,000	N	N/A	D	PF				Improvement / Expansion of Water Treatment Facility; Construction or Rehabilitation of Distribution and/or Transmission Lines; Water Storage Facilities; Water Supply Facilities	Y
960061D	2	80	Larkspur, Town of	Douglas	118030	280	\$2,474,500		N							New Water Treatment Facility; Improvement / Expansion of Water Treatment Facility; Consolidation of Water Treatment Facilities; Construction or Rehabilitation of Distribution and/or Transmission Lines; Water Storage Facilities; Water Supply Facility	
040031D	2	60	Two Buttes, Town of	Baca	105700	61	\$1,291,500	\$1,291,500	Y	N/A	D	PF				New Water Treatment Facility; Improvement / Expansion of Water Treatment Facility; Construction or Rehabilitation of Distribution and/or Transmission Lines; Water Storage Facilities; Water Supply Facilities; Water Meters; Green Infrastructure, Water Efficiency Improvements, Energy Efficiency Improvements or Environmentally Innovative Projects	
090022D	2	55	Swink, Town of	Otero	CO0145720	672	\$633,000	\$633,000	Y	30	D	PF-1%				New Water Treatment Facility; Improvement / Expansion of Water Treatment Facility; Construction or Rehabilitation of Distribution and/or Transmission Lines; Water Storage Facilities; Water Supply Facilities; Water Meters; Green Infrastructure, Water Efficiency Improvements, Energy Efficiency Improvements or Environmentally Innovative Projects	
960156D	2	50	Sterling, Town of	Logan	138045	13500	\$29,000,000.00	\$28,558,845.11	N	20	L	2.50%				New Water Treatment Facilities; Construction or Rehabilitation of Distribution and/or Transmission Lines; Water Storage Facilities	
040015D	2	40	Mountain Water and Sanitation District	Jefferson	130100	900	\$1,000,000	\$1,000,000	N	20	D	0.00%	\$501,000	B	2,3	New Water Treatment Facility; Construction or Rehabilitation of Distribution and/or Transmission Lines.	
960085D	2	30	Orchard City, Town of	Delta	115588	3,100	\$4,300,000	\$2,000,000	Y	N/A	D	PF				Improvement / Expansion of Water Treatment Facility; Construction or Rehabilitation of Distribution and/or Transmission Lines; Water Storage Facilities	
010017D	2	30	Hotchkiss, Town of	Delta	0115352	960	\$2,000,000	\$925,000	Y	20	D	0.0%				New Water Treatment Facility; Improvement / Expansion of Water Treatment Facility	
090032D (2nd Loan)	2	30	Hotchkiss, Town of	Delta	0115352	960	\$800,000	\$775,000	Y	N/A	D	PF	\$750,000	B	2 & 3	Construction or Rehabilitation of Distribution and/or Transmission Lines; Green Infrastructure, Water Efficiency Improvements, Energy Efficiency Improvements or Environmentally Innovative Projects	

* Projects will remain on the Project Priority / Fundable List until the project is complete

DAC=Disadvantaged Community

Y=Yes, N=No

PF = Principal Forgiveness

**APPENDIX B
Drinking Water Revolving Fund
FY 2012 Project Priority / Fundable List**

Green Categories: 1 = Green Infrastructure; 2 = Water Efficiency; 3 = Energy Efficiency; 4 = Environmentally Innovative

Project No	Elig Cat	Pts	Facility	County	PWS ID#	Pop	Estimated Project Cost	Approved Loan Amount	DAC	Term (Yrs)	Loan Type	Interest Rate	Green Amount	Categorical=C Business =B	Categories 1,2,3, or 4	Project Description	A R R A
090043D	3	70	Tree Haus Metropolitan District	Routt	CO0154755	300	\$1,080,000	\$1,080,000	N	20	D	2%				Improvement / Expansion of Water Treatment Facility; Water Supply Facilities	
100083D	3	67	Seibert, Town of	Kit Carson	0132015	197	\$1,719,500	\$1,719,500	Y	N/A	D	PF				Improvement / Expansion of Water Treatment Facility; Construction or Rehabilitation of Distribution and/or Transmission Lines; Water Storage Facilities; Water Supply Facilities; Water Meters; Source Water Protection Plan Implementation; Green Infrastructure, Water Efficiency Improvements, Energy Efficiency Improvements or Environmentally Innovative Projects	Y
960009D	3	60	Blanca, Town of	Costilla	112100	402	\$488,050	\$488,050	Y	30	D	0%				Construction or Rehabilitation of Distribution and/or Transmission line; Water Storage Facilities; Water Supply Facilities	
960098D	1	60	Rico, Town of	Dolores	117700	250	\$1,429,000	\$1,600,000	Y	N/A	D	PF				New Water Treatment Facility; improvement / Expansion of Water Treatment Facility; Construction or Rehabilitation of Distribution and/or Transmission Lines; Water Storage Facilities; Water Supply Facilities	
050017D	3	60	Creede, City of	Mineral	140500	424	\$2,100,000	\$1,250,000	Y	30	D	1.75%				Improvement / Expansion of Water Treatment Facility; Construction or Rehabilitation of Distribution and/or Transmission Lines	
960057D	3	50	Kremmling, Town of	Grand	125455	1,600	\$2,000,000	\$2,000,000	Y	N/A	D	PF				Construction or Rehabilitation of Distribution and/or Transmission Lines	Y
030026D	3	40	Georgetown, Town of	Clear Creek	110015	1,080	\$1,500,000	\$3,340,000	N	20	D	PF-0%				New Water Treatment Facility; Improvement / Expansion of Water Treatment Facility; Connect To Existing Facility; Construction or Rehabilitation of Distribution and/or Transmission Lines; Water Supply Facilities	Y
030026D (2nd Loan)	3	40	Georgetown, Town of	Clear Creek	110015	1,080	\$1,500,000	\$900,000	N	20	D	2%				New Water Treatment Facility; Improvement / Expansion of Water Treatment Facility; Connect To Existing Facility; Construction or Rehabilitation of Distribution and/or Transmission Lines; Water Supply Facilities	
100063D	3		La Jara, Town of	Conejos		825	\$1,320,000		Y							Improvement / Expansion of Water Treatment Facility; Construction or Rehabilitation of Distribution and/or Transmission Lines; Water Storage Facilities	
010028D	3	35	Palmer Lake, Town of	El Paso	121575	2,300	\$1,894,090	\$1,862,552	N	20	D	2.0%				New Water Treatment Facility; Construction or Rehabilitation of Distribution and/or Transmission Lines; Water Storage Facilities	
050034D	3	35	Manitou Springs, City of	El Paso	121450	4,980	\$8,763,000	\$880,749	N	20	D	PF-0%				Improvement / Expansion of Water Treatment Facility; Construction or Rehabilitation of Distribution and/or Transmission Lines; Water Storage Facilities; Water Supply Facilities	Y
100071D	3	25	Manassa, Town of	Conejos	CO0111700	1030	\$492,900	\$492,900	Y	30	D	0%				Improvement / Expansion of Water Treatment Facility; Construction or Rehabilitation of Distribution and/or Transmission Lines; Water Supply Facilities; Water Meters	

* Projects will remain on the Project Priority / Fundable List until the project is complete
 DAC=Disadvantaged Community
 Y=Yes, N=No
 PF = Principal Forgiveness

**APPENDIX B
Drinking Water Revolving Fund
FY 2012 Project Priority / Fundable List**

Green Categories: 1 = Green Infrastructure; 2 = Water Efficiency; 3 = Energy Efficiency; 4 = Environmentally Innovative

Project No	Elig Cat	Pts	Facility	County	PWS ID#	Pop	Estimated Project Cost	Approved Loan Amount	DAC	Term (Yrs)	Loan Type	Interest Rate	Green Amount	Categorical=C Business =B	Categories 1,2,3, or 4	Project Description	A R R A
050022D	3	25	Fairplay, Town of	Park	147020	715	\$6,250,000		N				\$25,000	C	3	New Water Treatment Facility; Improvement / Expansion of Water Treatment Facility; Connect To Existing Facility; Construction or Rehabilitation of Distribution and/or Transmission Lines; Water Supply Facilities; Green Infrastructure, Water Efficiency Improvements, Energy Efficiency Improvements or Environmentally Innovative Projects	
030060D	4	55	Sawpit, Town of	San Miguel	157700	45	\$295,033	\$100,000	Y	N/A	D	PF				Construction or Rehabilitation of Distribution and/or Transmission Lines; Water Storage Facilities; Water Meters	
960006D	4	42	Baca Grande Water & Sanitation District	Saguache	CO0155200	900	\$1,483,750	\$1,483,750	Y	20	D	2.0%				Improvement / Expansion of Water Treatment Facility; Consolidation of Water Treatment Facilities; Connect To Existing Facility; Construction or Rehabilitation of Distribution and/or Transmission Lines; Water Storage Facilities; Water Meters; Green Infrastructure, Water Efficiency Improvements, Energy Efficiency Improvements or Environmentally Innovative Projects	
040025D	4	25	Ridgway, Town of	Ouray	146676	1,036	\$750,000	\$450,000	N	20	D	0.0%				Construction or Rehabilitation of Distribution and/or Transmission Lines; Water Storage Facilities	Y
040030D	5	65	Teller County Water & Sanitation District #1	Teller	160600	625	\$1,718,000	\$1,718,000	N	20	D	2%	\$90,000	C	2	Improvement / Expansion of Water Treatment Facility; Consolidation of Water Treatment Facilities; Construction or Rehabilitation of Distribution and/or Transmission Lines; Water Storage Facilities; Green Infrastructure, Water Efficiency Improvements, Energy Efficiency Improvements or Environmentally Innovative Projects	
090038D	5	60	Delta County, Ginter's Grove Public Improvement District	Delta	CO0115171	90	\$350,000		N							Construction or Rehabilitation of Distribution and/or Transmission Lines	
960105D	5	55	Sedalia Water & Sanitation District	Douglas	118060	220	\$2,042,000		N							Improvement of Water Treatment Facility; Construction or Rehabilitation of Distribution and/or Transmission Lines; Water Storage Facilities	
11005D	5	52	El Rancho Florida Metropolitan District	La Plata	CO0134210	435	\$1,998,723	\$1,400,000	N	20	D	2%				Consolidation of Water Treatment Facility; Construction or Rehabilitation of Distribution and/or Transmission Lines; Water Storage Facilities; Water Meters; Source Water Protection Plan Implementation; Green Infrastructure.	
080008D	5	45	Gateway Metropolitan District	Pitkin	149300	418	\$3,119,901	\$576,575	N	20	D	0.0%				Construction or Rehabilitation of Distribution and/or Transmission Lines; Water Storage Facilities	Y
960087D	5	40	Pagosa Area Water & Sanitation District	Archuleta	104500	17,730	\$7,158,870	\$7,158,870	N	20	L	3.4%				Improvement / Expansion of Water Treatment Facility; Construction or Rehabilitation of Distribution and/or Transmission Lines; Water Storage Facilities; Water Supply Facilities; Water Meters	

* Projects will remain on the Project Priority / Fundable List until the project is complete
 DAC=Disadvantaged Community
 Y=Yes, N=No
 PF = Principal Forgiveness

**APPENDIX B
Drinking Water Revolving Fund
FY 2012 Project Priority / Fundable List**

Green Categories: 1 = Green Infrastructure; 2 = Water Efficiency; 3 = Energy Efficiency; 4 = Environmentally Innovative

Project No	Elig Cat	Pts	Facility	County	PWS ID#	Pop	Estimated Project Cost	Approved Loan Amount	DAC	Term (Yrs)	Loan Type	Interest Rate	Green Amount	Categorical=C Business =B	Categories 1,2,3, or 4	Project Description	A R R A
100208D	5	35	BMR Metropolitan District	Douglas	CO0118002	1054	\$1,034,840	\$1,034,840	N	20	D	2.0%				Improvement / Expansion of Water Treatment Facility; Connect to Existing Facility; Construction or Rehabilitation of Distribution and/or Transmission Lines; Water Supply Facilities	
080003D	5	30	Del Norte, Town of	Rio Grande	153200	1,624	\$1,413,341	\$934,000	Y	20	D	0.0%				Water Meters	
030044D	5	30	Ophir, Town of	San Miguel	0157600	175	\$929,485	\$500,000	N	20	D	0.0%				New Regional Water Treatment Facilities; Consolidation of Water Treatment Facilities; Improvement / Expansion of Water Treatment Facility; Construction or Rehabilitation of Distribution and/or Transmission Lines; Water Storage Facilities; Water Supply Facilities; Water Meters	Y
040001D	5	30	Alma, Town of	Park	147001	275	\$664,250	\$616,385	N	20	D	2%				Improvement / Expansion of Water Treatment Facility; Construction or Rehabilitation of Distribution and/or Transmission Lines	
960136D	5	30	Grand Junction, City of	Mesa	139321	40000	\$3,800,000	\$3,800,000	N	20	D	2.5%				Construction or Rehabilitation of Distribution and/or Transmission Lines; Water Storage Facilities	
960227D	5	30	Rocky Ford, City of	Otero	145600	4213	\$2,000,000	\$2,000,000	Y	N/A	D	PF				Improvement/Expansion Water Treatment Facility; Construction or Rehabilitation of Distribution and/or Transmission Lines;	
050036D	5	25	Monte Vista, City of	Rio Grande	153600	4700	\$2,500,000	\$400,000	Y	30	D	0.0%				Construction or Rehabilitation of Distribution and/or Transmission Lines; Water Storage Facilities	
050031D	5	20	Lamar, City of	Prowers	0150700	8,420	\$5,020,000	\$5,020,000	N	20	D	0%-2.5%				Construction or Rehabilitation of Distribution and/or Transmission Lines; Water Supply Facilities; Source Water Protection Plan Implementation	Y
960163D	5	15	Crested Butte South Metropolitan District	Gunnison	126189	1,200	\$1,600,000	\$1,000,000	Y	20	D	2.0%				Connect To Existing Facility; Construction or Rehabilitation of Distribution and/or Transmission Lines; Water Storage Facilities; Water Supply Facilities	
050016D	5	10	Cortez, City of	Montezuma	142200	8,081	\$2,858,925	\$481,500	N	20	D	2.0%				Improvement / Expansion of Water Treatment Facility	
080007D	5	5	Colorado Springs, City of	El Paso	CO0121150	394,177	\$8,600,000	\$8,600,000	N	20	D	2.5%				Improvement / Expansion of Water Treatment Facility; Water Storage Facilities	
960045D	5	5	Holly, Town of	Prowers	150600	1,015	\$103,392	\$103,392	Y	N/A	D	PF				Construction or Rehabilitation of Distribution and/or Transmission Lines; Water Meters; Green Infrastructure, Water Efficiency Improvements, Energy Efficiency Improvements or Environmentally Innovative.	
070013D	5		Grover, Town of	Weld	162322	155	\$1,050,000	\$518,000	Y	N/A	D	PF				Improvement/Expansion Water Treatment Plant; Construction or Rehabilitation of Distribution and/or Transmission Lines; Water Storage Facilities; Water Supply Facilities; Water Meters; Source Water Protection Plan Implementation	
010024D	5		Mesa Water and Sanitation District	Mesa	139505	220	\$400,000	\$150,000	Y	30	D	1%				Construction or Rehabilitation of Distribution and/or Transmission Lines; Water Meters	
100013D	5		Nunn, Town of	Weld	162599	520	\$2,700,000	\$2,000,000	Y	N/A	D	PF				Construction or Rehabilitation of Distribution and/or Transmission Lines; Water Storage Facilities; Water Meters	
Total:							\$139,266,050	\$94,126,408		Total Green Amount:			\$	1,366,000			

* Projects will remain on the Project Priority / Fundable List until the project is complete
 DAC=Disadvantaged Community
 Y=Yes, N=No
 PF = Principal Forgiveness

DRINKING WATER REVOLVING FUND (DWRF) LOAN PROGRAM
2012 INTENDED USE PLAN
APPENDIX C - LOAN SUMMARY REPORT AS OF JUNE 30, 2011

DETAIL OF LOANS FINANCED UNDER THE DWRF PROGRAM									
Borrower	Loan Date	Loan Amount	Loan Term (In Years)	Effective Loan Interest Rate	DW SRF Funds Obligated to Loan (*)	State Match Obligated to Loan (**)	Reloan Funds Obligated to Loan (***)	Percent of State Match Provided	Loan Type
Grand Lake, Town of	10/29/97	\$ 495,000	20	4.500%	\$ 394,988	\$ 100,012	\$ -	0.253	DL
Arapahoe Estates WD	10/01/97	1,048,333	20	4.150%	388,359	98,333		0.253	LL
Englewood, City of	10/01/97	15,292,636	21	4.140%	5,361,910	1,357,636		0.253	LL
Fort Collins, City of	10/01/97	10,125,300	20	4.120%	3,614,928	915,300		0.253	LL
Chatfield South WD	07/13/98	728,500	20	4.500%	581,310	147,190		0.253	DL
Left Hand W&SD	09/11/98	188,700	20	4.500%	150,574	38,126		0.253	DL
Buena Vista, Town of	06/01/98	1,324,120	20	4.010%	490,204	124,120		0.253	LL
Fort Morgan, City of	06/01/98	15,433,355	21	4.020%	5,641,214	1,428,355		0.253	LL
Julesburg, Town of	05/01/99	693,000	1	4.500%	543,757	149,243		0.274	DL
La Junta, City of	10/15/99	490,000	20	4.500%	384,475	105,525		0.274	DL
Thunderbird W&SD	06/01/99	285,000	20	4.500%	223,623	61,377		0.274	DL
Aurora, City of	05/01/99	14,999,899	15	3.633%	4,751,500	1,024,899		0.216	LL
Fort Collins, City of	05/01/99	4,998,395	20	3.808%	1,870,165	403,395		0.216	LL
Glenwood Springs, City of	05/01/99	4,999,017	19	3.773%	1,710,790	369,017		0.216	LL
Grand County W&SD	05/01/99	2,998,566	19	3.783%	1,036,468	223,566		0.216	LL
Greeley, City of	05/01/99	14,999,038	20	3.802%	5,280,660	1,139,038		0.216	LL
Julesburg, Town of	05/01/99	994,600	20	3.809%	392,210	84,600		0.216	LL
Left Hand WD	05/01/99	6,571,538	20	3.802%	2,139,722	461,538		0.216	LL
Craig, City of	12/15/00	450,000	5	4.000%	353,089	96,911		0.274	DL
Sedalia W&SD	03/09/00	326,000	20	4.500%	255,794	70,206		0.274	DL
Springfield, Town of	07/28/00	349,471	20	4.500%	274,209	75,262		0.274	DL
Evergreen MD	04/15/00	5,577,982	21	4.390%	1,786,069	452,982		0.254	LL
Fountain Valley Auth	04/15/00	7,607,966	21	4.400%	2,633,735	667,966		0.254	LL
Limon, Town of	04/15/00	1,440,809	21	4.410%	436,910	110,809		0.254	LL
Pueblo Board of WW	04/15/00	9,558,795	23	4.600%	2,499,000	633,795		0.254	LL
Westminster, City of	04/15/00	14,998,357	21	4.400%	4,764,452	1,208,357		0.254	LL
Wellington, City of	11/01/01	1,000,000	20	4.000%	716,007	283,993		0.397	DL
Basalt, Town of	12/19/02	948,246	20	4.000%			948,246	n/a	DL
Dillon, Town of	10/18/02	1,000,000	10	4.000%			1,000,000	n/a	DL
Hayden, Town of	04/30/02	1,000,000	20	4.000%			1,000,000	n/a	DL
Thunderbird W&SD	08/27/02	343,684	20	4.000%			343,684	n/a	DL
Woodland Park, City of	03/13/02	800,000	20	4.000%	597,200	202,800		0.340	DL
Evergreen MD	04/01/02	2,036,130	21	4.000%	764,260	181,130		0.237	LL
Grand Junction, City of	04/01/02	3,566,522	21	4.020%	1,082,370	256,522		0.237	LL
Idaho Springs, City of	04/01/02	2,339,797	21	3.990%	906,316	214,797		0.237	LL
La Junta, City of	04/01/02	9,812,211	21	4.000%	3,300,469	782,211		0.237	LL
Mustang WA	12/08/03	700,000	20	4.000%			700,000	n/a	DL
Oak Creek, Town of	11/18/03	900,689	20	4.000%			900,689	n/a	DL
Ouray, City of	12/19/03	1,000,000	20	4.000%			1,000,000	n/a	DL
Westwood Lakes WD	05/15/03	500,000	20	4.000%			500,000	n/a	DL
Florence, City of	11/01/03	12,999,093	22	3.510%	5,502,502	1,304,093		0.237	LL
Fountain Valley Auth	06/01/03	3,221,862	22	3.030%	1,463,552	346,862		0.237	LL
Longmont, City of	06/01/03	14,998,044	21	3.110%	6,046,601	1,433,044		0.237	LL
Lyons, Town of	06/01/03	4,915,599	22	3.030%	2,196,621	520,599		0.237	LL
Pinewood Springs WD	07/26/04	123,200	20	3.500%			123,200	n/a	DL
Swink, Town of	04/20/04	669,000	20	3.500%			669,000	n/a	DL
Florence, City of	01/25/05	769,899	20	3.500%			769,899	n/a	DL
Olde Stage WD	06/01/05	100,000	20	3.500%			100,000	n/a	DL
La Jara, Town of	04/20/05	200,000	20	0.000%			200,000	n/a	DC
Victor, City of	06/17/05	283,000	10	0.000%			283,000	n/a	DC
Log Lane Village, Town of	10/14/05	1,000,000	30	1.750%			1,000,000	n/a	DC
Bristol W&SD	02/08/06	200,000	30	0.000%			200,000	n/a	DC
Pinewood Springs WD	04/03/06	752,425	20	3.500%			752,425	n/a	DL
Pritchett, Town of	03/31/06	200,000	30	0.000%			200,000	n/a	DC
Craig, City of	04/27/06	6,056,378	21	3.650%	2,263,200	536,378		0.237	LL
Little Thompson WD	04/27/06	6,383,774	21	3.650%	2,653,055	628,774		0.237	LL
Sedgwick, Town of	05/15/06	419,000	30	0.000%			419,000	n/a	DC
Castle Pines MD	05/25/06	2,000,000	20	3.750%			2,000,000	n/a	DL
Palisade, Town of	05/26/06	2,000,000	30	0.000%	1,526,000	474,000		0.311	DC
Platte Canyon W&SD sd #1	06/30/06	400,000	20	3.750%			400,000	n/a	DL
Bethune, Town of	07/18/06	418,000	30	0.000%			418,000	n/a	DC
Ralston Valley W&SD	08/09/06	1,300,000	20	3.750%			1,300,000	n/a	DL
Boone, Town of	08/15/06	514,297	30	0.000%			514,297	n/a	DC
Walden, Town of	09/06/06	898,731	25	1.750%			898,731	n/a	DC
Castle Pines MD	11/06/06	250,000	20	3.750%			250,000	n/a	DL
Alamosa, City of	11/02/06	11,865,063	20	3.420%	4,683,808	1,110,063		0.237	LL
Arapahoe County W&SD	11/02/06	16,049,975	15	3.310%	6,223,525	1,474,975		0.237	LL
Cottonwood W&SD	11/02/06	9,996,005	20	3.420%	3,801,710	901,005		0.237	LL
Palisade, Town of	11/02/06	3,976,045	21	3.470%	1,502,300	356,045		0.237	LL

DRINKING WATER REVOLVING FUND (DWRP) LOAN PROGRAM
2012 INTENDED USE PLAN
APPENDIX C - LOAN SUMMARY REPORT AS OF JUNE 30, 2011

DETAIL OF LOANS FINANCED UNDER THE DWRP PROGRAM (Cont'd)									
Borrower	Loan Date	Loan Amount	Loan Term (In Years)	Effective Loan Interest Rate	DW SRF Funds Obligated to Loan (*)	State Match Obligated to Loan (**)	Reloan Funds Obligated to Loan (***)	Percent of State Match Provided	Loan Type
Cucharas S&WD	11/29/06	269,000	20	3.750%			269,000	n/a	DL
Genoa, Town of	12/20/06	175,000	30	0.000%			175,000		DC
Ordway, Town of	12/20/06	200,000	30	0.000%			200,000		DC
Hillrose, Town of	05/31/07	803,296	30	0.000%			803,296		DC
Stratton, Town of	12/20/07	483,000	30	1.875%			483,000		DC
Ordway, Town of	12/21/07	114,300	30	0.000%			114,300		DC
Las Animas, City of	03/26/08	812,000	30	0.000%			812,000		DC
La Veta, Town of	04/11/08	1,134,000	30	1.875%			1,134,000		DC
Hotchkiss, Town of	04/23/08	925,000	20	0.000%			925,000		DC
Kim, Town of	05/30/08	118,000	30	0.000%			118,000		DC
Estes Park, Town of	06/12/08	5,494,410	20	3.260%	2,761,224	654,411		0.237	LL
Pagosa Area W&SD	06/12/08	7,158,870	20	3.400%	3,223,080	763,870		0.237	LL
Platte Canyon W&SD sd #2	07/15/08	415,203	20	3.500%			415,203		DL
East Alamosa W&SD	07/24/08	2,000,000	30	0.000%			2,000,000		DC
Eckley, Town of	07/30/08	100,000	20	0.000%			100,000		DC
Olde Stage WD	10/17/08	150,000	20	3.500%			150,000		DL
Paonia, Town of	11/05/08	448,200	20	1.750%			448,200		DC
Project 7 WA	11/25/08	10,176,512	21	3.820%	5,512,709	1,306,512		0.237	LL
Stratton, Town of	12/03/08	90,000	30	1.750%			90,000		DC
Del Norte, Town of	12/31/08	745,642	20	0.000%			745,642		DC
Rye, Town of	03/27/09	1,040,000	30	1.750%			1,040,000		DC
Creede, City of	04/15/09	1,250,000	30	1.750%			1,250,000		DC
Arriba, Town of	05/29/09	505,000	30	0.000%			505,000		DC
Nederland, Town of	06/15/09	2,500,000	20	2.000%			2,500,000		DL
Rockvale, Town of	07/08/09	295,000	30	1.000%			295,000		DC
Lake Durango WA	07/15/09	2,000,000	20	2.000%			2,000,000		DL
Palmer Lake, Town of	07/22/09	1,862,552	20	2.000%			1,862,552		DL
Bow Mar W&SD	08/06/09	454,914	20	2.000%			454,914		DL
Baca Grande W&SD	08/19/09	1,483,750	19	2.000%			1,483,750		DL
Siebert, Town of	08/26/09	1,719,500	N/A	N/A	1,719,500			n/a	ARDC
Arabian Acres MD	08/28/09	287,440	N/A	N/A	287,440			n/a	ARDC
Kremmling, Town of	08/28/09	2,000,000	N/A	N/A	2,000,000			n/a	ARDC
Cheyenne Wells, Town of	09/02/09	1,732,517	N/A	N/A	1,732,517			n/a	ARDC
Hi-Land Acres W&SD	09/02/09	1,200,000	N/A	N/A	1,200,000			n/a	ARDC
Colorado City MD	09/02/09	1,780,000	N/A	N/A	1,780,000			n/a	ARDC
Kit Carson, Town of	09/03/09	392,000	N/A	N/A	392,000			n/a	ARDC
Norwood WC, Town of	09/03/09	540,150	N/A	N/A	540,150			n/a	ARDC
Rocky Ford, City of	09/04/09	945,337	N/A	N/A	945,337			n/a	ARDC
Blanca, Town of	09/09/09	50,000	N/A	N/A	50,000			n/a	ARDC
Hot Sulphur Springs, Town of	09/02/09	3,300,000	20	0.000%	3,300,000			n/a	ARDC
Divide MPC MD #1	09/04/09	145,930	20	0.000%	145,930			n/a	ARDC
Fraser, Town of	09/17/09	652,255	N/A	N/A	652,255			n/a	ARDC
Brighton, City of	09/17/09	1,044,000	N/A	N/A	1,044,000			n/a	ARDC
Georgetown, Town of	09/22/09	3,340,000	20	0.000%	3,340,000			n/a	ARDC
La Junta, City of	09/24/09	1,830,000	20	0.000%	1,830,000			n/a	ARDC
Manitou Springs, City of	09/28/09	1,486,026	20	0.000%	1,486,026			n/a	ARDC
Manitou Springs, City of	09/29/09	880,749	20	0.000%	880,749			n/a	ARDC
Manitou Springs, City of	09/30/09	1,486,026	20	0.000%	1,486,026			n/a	ARDC
Florence, City of	10/07/09	2,000,000	20	0.000%	2,000,000			n/a	ARDC
Ridgway, Town of	10/19/09	450,000	20	0.000%	450,000			n/a	ARDC
Gateway MD	12/17/09	576,575	20	0.000%	576,575			n/a	ARDC
Lamar, City of	12/17/09	3,952,375	20	0.000%	3,952,375			n/a	ARDC
Lamar, City of	12/17/09	1,067,625	20	2.500%	1,067,625	(A)		0.200	DL
Ophir, Town of	12/18/09	500,000	20	0.000%	500,000			n/a	ARDC
Grand Junction, City of	02/02/10	3,783,923	20	2.500%	3,783,923	(A)		0.200	DL
Cortez, City of	02/18/10	447,119	20	2.000%		447,119	(B)		DL
Pine Drive WD	04/29/10	241,154	20	2.000%		241,154	(B)		DL
Colorado Springs, City of	04/29/10	8,600,000	20	2.500%	8,600,000	(A)		0.200	DL
Crested Butte South MD	07/20/10	1,000,000	20	2.000%		1,000,000	(B)		DL
Orchard City, Town of	07/28/10	2,000,000	N/A	N/A	2,000,000	(A)		0.200	DC
Hotchkiss, Town of	07/30/10	775,000	N/A	N/A	775,000	(A)		0.200	DC
Sawpit, Town of	08/03/10	100,000	N/A	N/A	100,000	(A)		0.200	DC
Holly, Town of	08/17/10	103,392	N/A	N/A	103,392	(A)		0.200	DC
Kit Carson, Town of	08/18/10	379,125	N/A	N/A	379,125	(A)		0.200	DC
Paonia, Town of	08/26/10	285,880	N/A	N/A	285,880	(A)		0.200	DC
Divide MPC MD #1	10/19/10	139,580	20	2.000%		139,580	(B)		DL
BMR MD	10/22/10	1,034,840	20	2.000%		1,034,840	(B)		DL
Tree Haus MD	11/03/10	1,080,000	20	2.000%		1,080,000	(B)		DL
Teller County W&SD #1	11/10/10	1,718,000	20	2.000%		1,718,000	(B)		DL

DRINKING WATER REVOLVING FUND (DWRP) LOAN PROGRAM
2012 INTENDED USE PLAN
APPENDIX C - LOAN SUMMARY REPORT AS OF JUNE 30, 2011

DETAIL OF LOANS FINANCED UNDER THE DWRP PROGRAM (Cont'd)									
Borrower	Loan Date	Loan Amount	Loan Term (In Years)	Effective Loan Interest Rate	DW SRF Funds Obligated to Loan (*)	State Match Obligated to Loan (**)	Reloan Funds Obligated to Loan (***)	Percent of State Match Provided	Loan Type
Swink, Town of	11/10/10	633,000	30	1.000%	633,000	(A)		0.200	DC
Two Buttes, Town of	11/19/10	1,291,500	N/A	N/A	1,291,500	(A)		0.200	DC
Rocky Ford, City of	12/13/10	2,000,000	N/A	N/A	2,000,000	(A)		0.200	DC
Manassa, Town of	01/31/11	492,900	30	0.000%		492,900	(B)		DC
Sterling, City of	03/30/11	28,558,845	21	2.500%	15,881,203	3,763,845		0.237	LL
Alma, Town of	04/27/11	616,385	20	2.000%		420,311	196,075	(C)	DL
Georgetown, Town of	05/19/11	900,000	20	2.000%		81,096	818,904	(C)	DL

SUMMARY OF DW SRF LOANS MADE BY TYPE OF LOAN						
Loan Type	Number of Loans Financed	Total Amount of Financing Assistance- Loans		Total DW SRF Funds Obligated (*)	Total State Match Funds Obligated (**)	Reloan Funds Obligated to Loan (***)
DIRECT LOANS (DC)	38	\$25,432,263		\$9,093,897	\$966,900	\$15,371,467
DIRECT LOANS (DL)	48	\$48,326,859		\$17,926,574	\$7,492,745	\$22,907,540
LEVERAGED LOANS (LL)	35	\$292,573,841		\$114,566,801	\$27,238,841	\$0
ARRA (DC)	7	\$8,619,354		\$8,619,354	\$0	\$0
ARRA (DL)	17	\$23,671,526		\$23,671,526	\$0	\$0
TOTAL FOR PROGRAM	145	\$398,623,843		\$173,878,152	\$35,698,486	\$38,279,007

Comments / Notes:

(A) Loan funded with 100% Federal grant funds. 20% State match deposited directly to Drinking Water SRF Reloan Account when loan funded.

Borrower	Loan Date	Loan Amount	20.00% State Match
Lamar, City of	12/17/09	1,067,625.00	213,525.00
Grand Junction, City of	02/02/10	3,783,923.43	760,000.00
Colorado Springs, City of	04/29/10	8,600,000.00	1,720,000.00
Orchard City, Town of	07/28/10	2,000,000.00	400,000.00
Hotchkiss, Town of	07/30/10	775,000.00	155,000.00
Sawpit, Town of	08/11/10	100,000.00	20,000.00
Holly, Town of	08/17/10	103,392.00	20,678.40
Kit Carson, Town of	08/18/10	379,125.00	75,825.00
Paonia, Town of	08/26/10	285,880.00	57,176.00
Swink, Town of	11/10/10	633,000.00	126,600.00
Two Buttes, Town of	11/19/10	1,291,500.00	258,300.00
Rocky Ford, City of	12/13/10	2,000,000.00	400,000.00
Total		21,019,445.43	4,207,104.40

(B) Loan funded entirely with State Match (from state match deposited directly to Drinking Water SRF Reloan Account when 100% grant funded loan is executed. (see comment A)

Borrower	Loan Date	Loan Amount
Cortez, City of	02/18/10	447,118.85
Pine Drive Water	04/29/10	241,154.00
Crested Butte South MD	07/20/10	1,000,000.00
Divide MPC MD #1	10/19/10	139,580.00
BMR MD	10/22/10	1,034,840.00
Tree Haus MD	11/03/10	1,080,000.00
Teller County W&SD #1	11/10/10	1,718,000.00
Manassa, Town of	01/31/11	492,900.00
Total		6,153,592.85

(C) Loans with split funding from Direct Deposited State Match and Other Sources on Deposit in DW SRF Reloan.

Borrower	Loan Date	Total Loan Amount	Direct Deposited State	
			Match	Other Sources
Alma, Town of	04/27/11	616,385.38	420,310.52	196,074.86
Georgetown, Town of	05/19/11	900,000.00	81,096.46	818,903.54
Total		1,516,385.38	501,406.98	1,014,978.40

Type of Loan:

ARDC = American Recovery & Reinvestment Act (ARRA) Disadvantaged Community Direct Loan - Funded from ARRA funds; state match not required.

ARDL = American Recovery & Reinvestment Act (ARRA) Direct Loan - Funded from ARRA funds; state match not required.

DC = Disadvantaged Community Loans

DL = Direct Loan - Funded from available sources: (1) Authority state funds, (2) Grant Funds or (3) Drinking Water SRF Reloan funds.

LL = Leveraged Loan - Funded from bond proceeds

Explanation of DW SRF Loan Funding and/or Subsidization Sources

(*) DW SRF Funds = Drinking Water State Revolving Fund - Received from EPA Capitalization Grant Awards

(**) State Match Funds = (Required 20% match for Each Dollar Received From EPA Grants from State Funds) - Provided Mainly from Authority Funds

DRINKING WATER REVOLVING FUND (DWRF) LOAN PROGRAM
 2012 INTENDED USE PLAN
 APPENDIX C - LOAN SUMMARY REPORT AS OF JUNE 30, 2011

(***) Reloan Monies = Recycled DW SRF funds - No State Match Required

Borrower Abbreviations Clarification:

MD = Metropolitan District

sd = Sub-district

W&SD = Water and Sanitation District

WA = Water Authority

WC = Water Commission

WD = Water District

WW = Water Works

STATE DIRECT LOAN PROGRAM				
Borrower	Loan Date	Amount of Loan	Loan Term	Loan Rate
Idledale W&SD	07/10/95	\$250,000	20 YEARS	4.500%
Fairplay, Town of	08/01/95	250,000	20 YEARS	4.500%
Minturn, Town of	08/11/95	300,000	20 YEARS	4.500%
Empire, Town of	08/24/95	331,432	20 YEARS	4.500%
Elizabeth, Town of	10/01/95	500,000	20 YEARS	4.500%
Lake Creek MD	01/12/96	500,000	20 YEARS	4.500%
Fraser, Town of	04/15/96	200,000	5 YEARS	4.500%
Baca Grande, W&SD	02/01/96	500,000	10 YEARS	4.500%
Firestone, Town of	06/13/96	95,000	10 YEARS	4.500%
Nunn, Town of	08/12/96	330,260	20 YEARS	4.500%
Lochbuie, Town of	08/28/96	351,889	20 YEARS	4.500%
Lyons, Town of	08/19/96	500,000	21 YEARS	4.500%
Bayfield, Town of	11/15/96	350,000	20 YEARS	4.500%
Fairplay, Town of	07/30/97	200,000	20 YEARS	4.500%
Idaho Springs, Town of	10/15/97	500,000	20 YEARS	4.500%
Westlake W&SD	08/19/97	250,000	20 YEARS	4.500%
Redstone W&SD	12/01/97	410,000	20 YEARS	4.500%
TOTAL STATE DIRECT LOANS FUNDED		\$5,818,581		
NUMBER OF NON-SRF DIRECT LOANS FUNDED:		17		

DRINKING WATER REVOLVING FUND (DWRF)
2012 INTENDED USE PLAN
APPENDIX D - SET-ASIDE ACTIVITY
From Inception through June 30, 2011

SET -ASIDE ACTIVITY										
Set-Aside	Set Aside Allocation from Grants Through June 30, 2011	Set Aside Allocations from the 2009 ARRA**	Set Aside Funds Transferred (To)/From Loan Fund or Other Set Asides	Set Aside Funds Expended Through June 30, 2011	Balance available	Anticipated Set Aside Allocations from the 2012 Grant *	Total Funds Available for State Fiscal Year 2012	Set Aside Reserved Through 2011	Set Aside Reserved Future Allotments	Total Set- Aside Reserved
Grant Administration	\$8,381,824	\$1,374,080		(\$6,026,062)	\$3,729,842	\$579,880	\$4,309,722	\$0	\$0	\$0
State Program:										
> PWS Supervision	13,938,928	0		(10,519,726)	3,419,202	1,449,700	4,868,902	0	0	0
> Source Water Protection	0	0		0	0		0	0	0	0
> Capacity Development	0	0		0	0		0	0	0	0
> Operator Certification	0	0		0	0		0	0	0	0
Small System Tech. Asst.	4,190,912	687,040	(281,532)	(2,858,797)	1,737,623	289,940	2,027,563	0	0	0
Local Assistance:										
> Loan Assistance for SWP	0	0		0	0		0	0	0	0
> Capacity Development	17,299,941	0	(970,860)	(12,508,792)	3,820,289	1,449,700	5,269,989	0	0	0
> Source Water Assessment	1,678,410	0	(18,345)	(1,660,065)	0		0	0	0	0
> Wellhead Protection	8,438,167	0		(4,849,739)	3,588,428	724,850	4,313,278	0	0	0
In-kind Services	0	0	150,000	(150,000)	0	0	0	0	0	0
TOTALS	\$53,928,182	\$2,061,120	(\$1,120,737)	(\$38,573,181)	\$16,295,384	\$4,494,070	\$20,789,454	\$0	\$0	\$0

* Based on the most current estimate of the total amount of grant award expected.

** American Recovery and Reinvestment Act

DRINKING WATER REVOLVING FUND (DWRf) LOAN PROGRAM
2012 INTENDED USE PLAN (IUP)
APPENDIX E - FUNDS AVAILABLE TO THE DWRf LOAN PROGRAM

SOURCES	Cumulative Total from Inception through June 30, 2011	Projected For Time Period July 1, 2011 - December 31, 2011	Projected For Time Period January 1, 2012 - December 31, 2012	Cumulative Total Through December 31, 2012
Federal Capitalization Grants	\$ 209,545,600	\$ -	\$ 14,497,000	\$ 224,042,600
Other Drinking Water SRF Funding Sources				
ARRA Capitalization Grant (2009)	32,290,880	-	-	32,290,880
Less: Set-asides	(54,868,565)	-	(4,494,070)	(59,362,635)
State Match:				
Appropriation/Agency Cash - Committed	41,909,120	-	2,899,400	44,808,520
Agency Cash for CWSRF transfer	-	-	-	-
Leveraging Bonds Proceeds	265,335,000	-	22,568,824	287,903,824
Plus /(Less) Additional Principal from DW Refunding	(230,000)	-	-	(230,000)
Leveraged Loans Repayments:				
Principal (1)	88,991,785	5,442,500	11,121,250	105,555,535
Interest	44,067,496	2,027,166	4,377,512	50,472,174
Principal (2) (State Match)	8,109,540	535,469	1,095,070	9,740,079
Direct Loans Repayments:				
Principal	11,306,071	1,620,679	3,516,402	16,443,152
Interest	2,683,360	143,730	272,023	3,099,113
Federal Funds Deallocation (from DSRF)	28,356,883	4,231,731	4,418,308	37,006,922
Other Funds Deposited to the DWRf	918,835	340,000	360,000	1,618,835
Interest Income on Investments	42,398,754	1,519,192	3,024,384	46,942,330
Transfer (to)/from Clean Water SRF Grant program	-	-	-	-
TOTAL SOURCES	720,814,759	15,860,467	63,656,103	800,331,329
USES				
Loans Executed:				
Base Program - Direct Loans	73,759,123	9,304,000	29,967,000	113,030,123
ARRA (2009) - Direct Loans	19,947,681	-	-	19,947,681
Principal Forgiveness - ARRA (2009)	12,343,199	-	-	12,343,199
Base Program - Leveraged	292,573,841	-	25,578,000	318,151,841
Grant Funds Committed to Leveraged Loans	114,566,801	-	15,045,882	129,612,683
Leveraging Bond Debt Service				
Principal	82,090,000	10,700,000	11,105,000	103,895,000
Interest	83,152,781	4,022,950	7,737,413	94,913,144
Net Effect of Accum Investment Interest and Loan				
Repayments Held / (Used) for Payment of Debt Serv	11,642,859	(5,662,363)	1,103,952	7,084,448
Funds Available / (Provided) for New Loans	30,738,474	(2,504,120)	(26,881,144)	1,353,210
TOTAL USES	\$ 720,814,759	\$ 15,860,467	\$ 63,656,103	\$ 800,331,329

* All amounts for this schedule are cash basis and the direct and leveraged loan amounts in the 2012 Uses section reflect the approximate loan capacity for the year.

DRINKING WATER REVOLVING FUND (DWRf) LOAN PROGRAM
2012 INTENDED USE PLAN
APPENDIX F - ADMINISTRATIVE FEE ACCOUNT

Administrative Fee Account Activity from Inception through June 30, 2011 *								Estimated Activity *	
	For Year Ending December 31,					as of	TOTAL	07/01/2011 -	Fiscal Year
	Inception-2006	2007	2008	2009	2010	June 30, 2011		12/31/2011	2012
<u>Sources:</u>									
Loan Fees	\$ 10,059,367	\$ 2,016,955	\$ 2,198,684	\$ 2,360,141	\$ 2,648,196	\$ 1,428,801	\$ 20,712,144	\$ 1,515,521	\$ 3,129,992
Grant Income	2,890,645	433,436	419,563	925,883	934,161	422,373	6,026,061	600,000	1,200,000
Investment Interest	420,615	281,977	179,665	30,504	12,933	5,513	931,207	5,000	9,000
Transfers from WPCRF (b)	-	-	122,605	170,739	229,942	121,044	644,330	160,000	330,000
Other (a)	391,011	-	-	-	-	-	391,011	-	-
Total Sources	13,761,638	2,732,368	2,920,517	3,487,267	3,825,232	1,977,731	28,704,753	2,280,521	4,668,992
<u>Uses:</u>									
Grant Admin. Expenses	(8,091,273)	(1,030,499)	(1,289,175)	(1,882,854)	(1,648,041)	(829,858)	(14,771,700)	(1,113,500)	(2,246,000)
Planning & Design Grants	(186,698)	(65,465)	(85,956)	(110,858)	(104,483)	(22,953)	(576,413)	(250,000)	(150,000)
State Match Provided/Repaid	(652,776)	(341,400)	(1,440,000)	(2,870,000)	-	-	(5,304,176)	(3,000,000)	(3,000,000)
Other (c)	-	-	-	-	-	-	-	(190,000)	(360,000)
Total Uses	(8,930,747)	(1,437,364)	(2,815,131)	(4,863,712)	(1,752,524)	(852,811)	(20,652,289)	(4,553,500)	(5,756,000)
Net cash flows for year	4,830,891	1,295,004	105,386	(1,376,445)	2,072,708	1,124,920		(2,272,979)	(1,087,008)
Previous year-end balance	-	4,830,891	6,125,895	6,231,281	4,854,836	6,927,544		8,052,464	5,779,485
Balance	\$ 4,830,891	\$ 6,125,895	\$ 6,231,281	\$ 4,854,836	\$ 6,927,544	\$ 8,052,464		\$ 5,779,485	\$ 4,692,477

* Cash Basis

(a) Major other sources include: Transfers from State Funded Direct Loan Program's Administrative Fee Account and from the Drinking Water Funding Account to cover administrative costs incurred at the beginning of the SRF program. Advanced admin fee received at the closing of the issuance of the 2004AR refunding bonds to cover the cost of current and future administration of refunding bond issues.

(b) Beginning in 2008, certain DWRf grant administrative costs incurred by the Authority are being paid from funds transferred from the WPCRF administrative fee account.

(c) Beginning in September 2011, administrative fee account funds will be used to pay bond interest due to a shortage in investment interest income subsequent to the early termination of the associated repurchase agreement.

**APPENDIX G
2012 Private, Not For Profit Project Eligibility List**

Project Number	Elig. Cat.	Entity	Project Name	City	County	Project Description	Estimate Project Cost	Population
000019D	3	Weld County	Wattensburg Improvement Association	Wattensburg	Weld	Improvement / Expansion of Water Treatment Facility; Construction or Rehabilitation of Distribution and/or Transmission Lines; Water Storage Facilities; Water Supply Facilities	\$1,700,000	450
000029D	3	Costilla County	San Acacio Domestic Water Association	San Acacio	Costilla	Construction or Rehabilitation of Distribution and/or Transmission Lines; Water Storage Facilities	\$15,000	60
000030D	3	Park County	Shawnee Water Company	Shawnee	Park	Improvement / Expansion of Water Treatment Facility; Construction or Rehabilitation of Distribution and/or Transmission Lines	\$15,000	40
000035D	3	Elbert County	Agate Water Association	Agate	Elbert	Consolidation of Water Treatment Facilities; Improvement / Expansion of Water Treatment Facility; Construction or Rehabilitation of Distribution and/or Transmission Lines; Water Storage Facilities	\$286,000	120
000040D	2	Otero County	Patterson Valley Water Company	La Junta	Otero	Consolidation of Water Treatment Facilities; Construction or Rehabilitation of Distribution and/or Transmission Lines; Water Storage Facilities; Water Supply Facilities; Water Meters	\$1,178,000	96
010004D	3	Bent County	Hasty Water Company	Hasty	Bent	New Water Treatment Facilities; Consolidation of Water Treatment Facilities; Construction or Rehabilitation of Distribution and/or Transmission Lines	\$950,000	220
010012D	2	Otero County	Eureka Water Company (2)	La Junta	Otero	Improvement / Expansion of Water Treatment Facility; Construction or Rehabilitation of Distribution and/or Transmission Lines; Water Storage Facilities; Source Water Protection Plan Implementation; Green Infrastructure, Water Efficiency Improvements, Energy Efficiency Improvements or Environmentally Innovative Projects	\$1,649,000	330
010021D	1	Lincoln County	Karval Water Users Inc	Karval	Lincoln	Improvement / Expansion of Water Treatment Facility	\$300,000	129
010039D	1	Adams County	North Washington Water Users Association	Eastlake	Adams	Water Supply Facilities	\$550,000	130
010041D	2	Larimer County	Big Elk Meadows Water Association	Lyons	Larimer	Improvement / Expansion of Water Treatment Facility; Construction or Rehabilitation of Distribution and/or Transmission Lines; Source Water Protection Plan Implementation	\$550,000	400
010045D	2	Grand County	Lake Forest Mutual Water Company	Granby	Grand	Improvement / Expansion of Water Treatment Facility	\$50,000	215
010046D	2	Park County	Red Hill Forest Property Owners Association ACA	Fairplay	Park	New Water Treatment Facilities; Construction or Rehabilitation of Distribution and/or Transmission Lines; Water Storage Facilities; Water Supply Facilities; Water Meters	\$5,215,000	200
010048D	3	Teller County	Forest Glen Sports Association	Florissant	Teller	Improvement / Expansion of Water Treatment Facility; Consolidation of Water Treatment Facilities; Construction or Rehabilitation of Distribution and/or Transmission Lines	\$240,000	49
010049D	3	Teller County	Tranquil Acres Water Supply	Woodland Park	Teller	Connect to Existing Facility; Improvement / Expansion of Water Treatment Facility; Construction or Rehabilitation of Distribution and/or Transmission Lines; Water Supply Facilities; Water Storage Facilities	\$1,400,000	320
020013D	3	Eagle County	Red Table Acres HOA	Eagle	Eagle	Construction or Rehabilitation of Distribution and/or Transmission Lines	\$680,000	150
020016D	1	Grand County	Moraine Park Water System	Granby	Grand	Consolidation of Water Treatment Facilities; Construction or Rehabilitation of Distribution and/or Transmission Lines	\$510,000	550
020036D	3	Larimer County	Sky Ranch Lutheran Camp	Fort Collins	Larimer	Connect to Existing Facility; Construction or Rehabilitation of Distribution and/or Transmission Lines; Water Storage Facilities	\$190,000	250
020039D	3	Lake County	Mount Elbert Water Association	Twin Lakes	Lake	Improvement / Expansion of Water Treatment Facility; Construction or Rehabilitation of Distribution and/or Transmission Lines; Water Storage Facilities; Water Supply Facilities	\$290,000	242

**APPENDIX G
2012 Private, Not For Profit Project Eligibility List**

Project Number	Elig. Cat.	Entity	Project Name	City	County	Project Description	Estimate Project Cost	Population
030003D	3	Bent County	McClave Water Association	McClave	Bent	Improvement / Expansion of Water Treatment Facility; Construction or Rehabilitation of Distribution and/or Transmission Lines; Water Storage Facilities; Water Supply Facilities	\$2,747,063	500
030006D	2	Boulder County	Eldorado Artesian Springs, Inc.	Boulder	Boulder	Consolidation of Water Treatment Facilities; Construction or Rehabilitation of Distribution and/or Transmission Lines; Water Storage Facilities; Water Supply Facilities	\$55,500	180
030007D	3	Boulder County, Meadow Mountain WS	Meadow Mountain Water System	Allenspark	Boulder	Improvement / Expansion of Water Treatment Facility; Construction or Rehabilitation of Distribution and/or Transmission Lines	\$150,000	80
030013D	1	Delta and Montrose Counties	Fruitland Domestic Water Company	Crawford	Montrose	Construction or Rehabilitation of Distribution and/or Transmission Lines	\$250,000	335
030014D	3	Delta and Montrose Counties	Cathedral Water Company	Crawford	Delta	Improvement / Expansion of Water Treatment Facility; Construction or Rehabilitation of Distribution and/or Transmission Lines; Water Storage Facilities	\$190,000	220
030024D	3	Garfield County	No Name Creek Water Association	Glenwood Springs	Garfield	Construction or Rehabilitation of Distribution and/or Transmission Lines	\$2,000,000	200
030030D	2	Jefferson County	Park Water Company	Evergreen	Jefferson	Improvement / Expansion of Water Treatment Facility; Construction or Rehabilitation of Distribution and/or Transmission Lines; Water Supply Facilities	\$500,000	100
030034D	3	Kiowa County	Brandon Water Association	Brandon	Kiowa	Improvement / Expansion of Water Treatment Facility; Construction or Rehabilitation of Distribution and/or Transmission Lines; Water Storage Facilities	\$176,799	30
030037D	3	La Plata County	Van Den Berg Metropolitan District - Van Den Berg HOA	Ignacio	La Plata	Connect to Existing Facility	\$445,000	110
030046D	3	Otero County	Hilltop Water Company	Rocky Ford	Otero	Improvement / Expansion of Water Treatment Facility; Construction or Rehabilitation of Distribution and/or Transmission Lines	\$155,000	290
030047D	3	Otero County	Newdale - Grand Valley Water Company	Rocky Ford	Otero	Improvement / Expansion of Water Treatment Facility; Construction or Rehabilitation of Distribution and/or Transmission Lines; Water Supply Facilities	\$280,000	576
030048D	2	Otero County	Vroman Water Company	Manzanola	Otero	Improvement / Expansion of Water Treatment Facility; Construction or Rehabilitation of Distribution and/or Transmission Lines; Water Supply Facilities	\$105,000	125
030049D	3	Otero County	West Grand Valley Water	Rocky Ford	Otero	Consolidation of Water Treatment Facilities; Construction or Rehabilitation of Distribution and/or Transmission Lines; Water Storage Facilities; Water Meters; Land Acquisition	\$265,000	85
030056D	3	Pitkin County	KK Water Association	Basalt	Pitkin	Construction or Rehabilitation of Distribution and/or Transmission Lines; Water Storage Facilities; Water Meters	\$240,000	52
030057D	3	Prowers County	Granada Water Association	Lamar	Prowers	Improvement / Expansion of Water Treatment Facility; Construction or Rehabilitation of Distribution and/or Transmission Lines; Water Supply Facilities; Water Meters	\$170,000	375
030058D	3	Routt County	Fox Estates HOA	Steamboat Springs	Routt	Improvement / Expansion of Water Treatment Facility; Water Supply Facilities	\$130,000	50
030066D	2	Teller County	Rosewood Hills Property & HOA	Woodland Park	Teller	Improvement / Expansion of Water Treatment Facility; Water Storage Facilities; Water Supply Facilities	\$81,000	122
040004D	2	Chaffee County	Mount Princeton HOA	Nathrop	Chaffee	Improvement / Expansion of Water Treatment Facility	\$48,177	38
040012D	3	La Plata County	Claude Decker Subdivision Pipeline	Bayfield	La Plata	Construction or Rehabilitation of Distribution and/or Transmission Lines; Water Storage Facilities; Water Meters	\$50,000	25
040017D	2	Otero County	Fayette Water Association	Rocky Ford	Otero	Connect To Existing Facility; Consolidation of Water Treatment Facilities	\$494,706	52
040018D	2	Otero County	Hancock Water, Inc.	Rocky Ford	Otero	Improvement / Expansion of Water Treatment Facility	\$100,000	135
040019D	2	Otero County	Parkdale Water Company	La Junta	Otero	Improvement / Expansion of Water Treatment Facility	\$100,000	4,178
040020D	2	Otero County	Valley Water Company	Rocky Ford	Otero	Improvement / Expansion of Water Treatment Facility; Water Storage Facilities	\$200,000	320

**APPENDIX G
2012 Private, Not For Profit Project Eligibility List**

Project Number	Elig. Cat.	Entity	Project Name	City	County	Project Description	Estimate Project Cost	Population
050059D	2	Archuleta County	Alpine Lakes Ranch Water Company	Pagosa Springs	Archuleta	Improvement / Expansion of Water Treatment Facility; Construction or Rehabilitation of Distribution and/or Transmission Lines; Water Supply Facilities	\$90,000	160
050060D	3	Larimer County	Buckhorn United Methodist Camp	Bellevue	Larimer	Water Supply Facilities	\$15,000	100
050061D	1	Delta County	Companyalby Domestic Water Company	Cedaredge	Delta	New Regional Water Treatment Facilities	\$100,000	1,380
050062D	3	Jackson County	Eagle's Watch Mutual Water Company	Walden	Jackson	Improvement / Expansion of Water Treatment Facility; Construction or Rehabilitation of Distribution and/or Transmission Lines; Water Storage Facilities; Water Meters	\$106,000	100
050063D	1	Arapahoe County	Galbraith Estates	Strasburg	Arapahoe	Improvement / Expansion of Water Treatment Facility	\$50,000	17
050064D	3	Costilla County	Garcia Domestic Water Users Association	Garcia	Costilla	Improvement / Expansion of Water Treatment Facility; Construction or Rehabilitation of Distribution and/or Transmission Lines	\$200,000	100
050065D	3	Yuma County	Liberty School District J-4	Joes	Yuma	Improvement / Expansion of Water Treatment Facility; Construction or Rehabilitation of Distribution and/or Transmission Lines	\$18,000	100
050066D	3	Douglas County	Louviers Mutual Service Company	Louviers	Douglas	Improvement / Expansion of Water Treatment Facility; Construction or Rehabilitation of Distribution and/or Transmission Lines; Water Supply Facilities	\$2,550,000	300
050068D	3	Adams County	Mountain View Water Users Association	Brighton	Adams	Construction or Rehabilitation of Distribution and/or Transmission Lines; Water Meters	\$105,000	50
050069D	1	Pueblo County	O'Neal Water System	Baxter	Pueblo	Construction or Rehabilitation of Distribution and/or Transmission Lines	\$295,000	640
050070D	3	Eagle County	Ruedi Shores Subdivision	Basalt	Eagle	Improvement / Expansion of Water Treatment Facility; Construction or Rehabilitation of Distribution and/or Transmission Lines; Water Storage Facilities	\$150,000	160
050071D	3	Las Animas County	Spanish Peaks Landowners Association	Pueblo West	Las Animas	Improvement / Expansion of Water Treatment Facility; Construction or Rehabilitation of Distribution and/or Transmission Lines; Water Storage Facilities; Water Supply Facilities; Water Meters; Source Water Protection Plan Implementation	\$100,000	120
050072D	3	Walsenburg, City of	Toltec Water Users Association	Walsenburg	Huerfano	Construction or Rehabilitation of Distribution and/or Transmission Lines	\$500,000	3,300
050073D	3	Arapahoe County	Travois Subdivision	Aurora	Arapahoe	Improvement / Expansion of Water Treatment Facility	\$300,000	300
050076D	1	La Plata County	Hesperus Baptist Church	Hesperus	La Plata	Improvement / Expansion of Water Treatment Facility; Water Supply Facilities	\$60,000	137
050077D	3	Pitkin County	Prince Creek HOA	Carbondale	Pitkin	Improvement / Expansion of Water Treatment Facility	\$300,000	50
060001D	3	Jefferson County	Lookout Mt. Crest HOA	Golden	Jefferson	Construction or Rehabilitation of Distribution and/or Transmission Lines	\$400,000	1,500
060020D	2	Pitkin County	Pitkin Iron Homeowners' Association	Aspen	Pitkin	Improvement / Expansion of Water Treatment Facility	\$100,000	50
070001D	2	Otero County	South Swink Water Company	Swink	Otero	New Water Treatment Facilities; Improvement / Expansion of Water Treatment Facility; Consolidation of Water Treatment Facilities; Construction or Rehabilitation of Distribution and/or Transmission Lines; Water Storage Facilities	\$1,306,400	600
070030D	3	Gunnison County	Murdie HOA	Almont	Gunnison	New Drinking Water Treatment Plant; Construction or Rehabilitation of Distribution and/or Transmission Lines; Water Storage Facilities	\$20,000	60
080097D	3	Garfield County	Oak Meadows Water Association	Glenwood Springs	Garfield	Improvement / Expansion of Water Treatment Facility; Construction or Rehabilitation of Distribution and/or Transmission Lines; Water Storage Facilities; Water Supply Facilities	\$1,300,000	64
080098D	3	Teller County	Woodland West Water Users Association	Woodland Park	Teller	Connect to Existing Facility; Construction or Rehabilitation of Distribution and/or Transmission Lines; Water Supply Facilities	\$300,000	120
080099D	2	Adams County	Hope Ditch Company	Brighton	Adams	Improvement / Expansion of Water Treatment Facility; Construction or Rehabilitation of Distribution and/or Transmission Lines; Water Storage Facilities; Water Supply Facilities; Water Meters	\$175,000	75

**APPENDIX G
2012 Private, Not For Profit Project Eligibility List**

Project Number	Elig. Cat.	Entity	Project Name	City	County	Project Description	Estimate Project Cost	Population
090018D	3	Larimer County	Red Feather Lakes	Fort Collins	Larimer	Connect to Existing Facility; Construction or Rehabilitation of Distribution and/or Transmission Lines; Water Supply Facilities	\$1,500,000	500
090039D	3	Delta County	Ginters Grove Domestic Water Corporation	Cedaredge	Delta	Construction or Rehabilitation of Distribution and/or Transmission Lines	\$350,000	90
090069D	3	Southgate WD	Willow Creek HOA	Englewood	Arapahoe	Construction or Rehabilitation of Distribution and/or Transmission Lines; Water Meters	\$500,000	365
090200D	3	Delta County	Crawford Mesa Water Association	Crawford	Delta	Construction or Rehabilitation of Distribution and/or Transmission Lines; Water Storage Facilities; Water Meters; Source Water Protection Plan Implementation	\$1,000,000	550
090201D	3	Conejos County	Guadalupe Water Association	Antonito	Conejos	Water Storage Facilities	\$100,000	54
090203D	2	Otero County	East End Water Users Association	Rocky Ford	Otero	Improvement / Expansion of Water Treatment Facility; Consolidation of Water Treatment Facilities; Connect To Existing Facility; Construction or Rehabilitation of Distribution and/or Transmission Lines	\$1,000,000	70
090204D	2	Jefferson County	Hidden Valley Mutual Water Company	Evergreen	Jefferson	Improvement / Expansion of Water Treatment Facility; Construction or Rehabilitation of Distribution and/or Transmission Lines	\$500,000	150
090205D	2	Prowers County	May Valley Water Company	Wiley	Prowers	New Water Treatment Facilities; Improvement / Expansion of Water Treatment Facility; Connect To Existing Facility; Construction or Rehabilitation of Distribution and/or Transmission Lines; Water Supply Facilities	\$16,300,000	1,500
090207D	2	Otero County	North Holbrook Water Company	Rocky Ford	Otero	New Water Treatment Facilities; Improvement / Expansion of Water Treatment Facility; Connect To Existing Facility; Construction or Rehabilitation of Distribution and/or Transmission Lines; Water Supply Facilities	\$250,000	40
090208D	2	Kiowa County	Sheridan Lake Water Company	Sheridan Lake	Kiowa	New Water Treatment Facilities; Improvement / Expansion of Water Treatment Facility; Construction or Rehabilitation of Distribution and/or Transmission Lines; Water Storage Facilities; Water Supply Facilities; Water Meters; Source Water Protection Plan Implementation; Green Infrastructure, Water Efficiency Improvements, Energy Efficiency Improvements or Environmentally Innovative Projects	\$895,000	66
100021D	3	Larimer County	Lower Venner Ranch Assn, Upper Venner Ranch Assn, Koral Heights Property Owners Association; Little Prospect Acres Subdivision	Fort Collins	Larimer	Consolidation of Water Treatment Facilities; Connect To Existing Facility; Construction or Rehabilitation of Distribution and/or Transmission Lines; Water Storage Facilities	\$2,000,000	414
100065D	3	Larimer County	Hondius Water Users Association	Fort Collins	Larimer	Connect To Existing Facility; Construction or Rehabilitation of Distribution and/or Transmission Lines	\$600,000	300
100200D	2	Prowers County	A&B Water Association	Holly	Prowers	New Water Treatment Facilities; Improvement / Expansion of Water Treatment Facility; Connect To Existing Facility; Construction or Rehabilitation of Distribution and/or Transmission Lines; Water Supply Facilities	\$200,000	103
100201D	2	Otero County	Holbrook Center Soft Water Association	La Junta	Otero	Improvement / Expansion of Water Treatment Facility; Consolidation of Water Treatment Facilities; Construction or Rehabilitation of Distribution and/or Transmission Lines	\$90,000	50
100202D	3	Boulder County	Countryside Montessori School	Boulder	Boulder	Improvement / Expansion of Water Treatment Facility	\$50,000	50
100203D	1	Boulder County	Colorado Mountain Ranch / Mountain Summers	Boulder	Boulder	Improvement / Expansion of Water Treatment Facility	\$15,000	200
100204D	2	El Paso County	Camelot Property Owners Association	Falcon	El Paso	New Water Treatment Facilities; Improvement / Expansion of Water Treatment Facility; Water Supply Facilities; Source Water Protection Plan Implementation	\$1,240,000	70
100205D	3	La Plata County	Happy Scenes Water System #1, Inc.	Bayfield	La Plata	New Water Treatment Facilities; Consolidation of Water Treatment Facilities; Construction or Rehabilitation of Distribution and/or Transmission Lines; Water Storage Facilities	\$333,000	104
100206D	3	La Plata County	Blue Sky Ranch Association of Owners, Inc.	Durango	La Plata	Improvement / Expansion of Water Treatment Facility	\$28,000	160

**APPENDIX G
2012 Private, Not For Profit Project Eligibility List**

Project Number	Elig. Cat.	Entity	Project Name	City	County	Project Description	Estimate Project Cost	Population
100207D	3	La Plata County	Heartwood Cohousing	Bayfield	La Plata	Connect To Existing Facility; Water Supply Facilities; Green Infrastructure, Water Efficiency Improvements, Energy Efficiency Improvements or Environmentally Innovative Projects	\$500,000	80
120200D	3	Gunnison County	North Valley Utility	Gunnison	Gunnison	Improvement / Expansion of Water Treatment Facility; Construction or Rehabilitation of Distribution and/or Transmission Lines	\$30,000	78
120201D	3	Larimer County	Glacier View Meadows 12th Filing	Livermore	Larimer	Construction or Rehabilitation of Distribution and/or Transmission Lines	\$70,000	85
120202D	3	Larimer County	Glacier View Meadows Water and Sewer Association	Livermore	Larimer	Construction or Rehabilitation of Distribution and/or Transmission Lines	\$350,000	500
120203D	3	Huerfano County	Paradise Acres Homeowners Association	La Veta	Huerfano	New Water Treatment Facilities; Improvement / Expansion of Water Treatment Facility; Construction or Rehabilitation of Distribution and/or Transmission Lines	\$56,500	95
120204D	3	Delta County	Sunshine Mesa Domestic Water Company	Hotchkiss	Delta	Improvement / Expansion of Water Treatment Facility; Construction or Rehabilitation of Distribution and/or Transmission Lines; Green Infrastructure, Water Efficiency Improvements, Energy Efficiency Improvements or Environmentally Innovative Projects	\$140,000	100
120205D	2	Huerfano County	Huajatolla Valley Estates, Inc.	La Veta	Huerfano	New Water Treatment Facilities; Improvement / Expansion of Water Treatment Facility; Construction or Rehabilitation of Distribution and/or Transmission Lines; Water Storage Facilities; Water Supply Facilities; Water Meters; Source Water Protection Plan Implementation; Green Infrastructure, Water Efficiency Improvements, Energy Efficiency Improvements or Environmentally Innovative Projects	\$440,000	100
120206D	3	Montezuma County	Mancos Rural Water	Mancos	Montezuma	Construction or Rehabilitation of Distribution and/or Transmission Lines	\$10,000	1,500
120207D	3	Arapahoe County	Rolling Plains Estates	Strasburg	Arapahoe	Improvement / Expansion of Water Treatment Facility; Construction or Rehabilitation of Distribution and/or Transmission Lines	\$8,000	35
120208D	3	Arapahoe County	Stage Run HOA	Centennial	Arapahoe	Improvement / Expansion of Water Treatment Facility	\$10,000	180
120209D	3	Arapahoe County	Country Garden Mobile Home Park	Strasburg	Arapahoe	Construction or Rehabilitation of Distribution and/or Transmission Lines; Water Supply Facilities	\$75,000	140
120210D	3	Larimer County	Charles Heights Association	Fort Collins	Larimer	Construction or Rehabilitation of Distribution and/or Transmission Lines	\$250,000	78
120211D	3	El Paso County	Falcon Heights Property Owners Association, Inc.	Peyton	El Paso	Improvement / Expansion of Water Treatment Facility; Construction or Rehabilitation of Distribution and/or Transmission Lines; Water Storage Facilities; Water Supply Facilities; Water Meters; Source Water Protection Plan Implementation; Green Infrastructure, Water Efficiency Improvements, Energy Efficiency Improvements or Environmentally Innovative Projects	\$555,000	300
120500D	3	Jefferson County	Mountain View Village Water System	Golden	Jefferson	Improvement / Expansion of Water Treatment Facility	\$50,000	25
960121D	3	Costilla County	Mesita Township Water Users Association	Mesita	Costilla	Improvement / Expansion of Water Treatment Facility; Water Storage Facilities	\$80,000	200
980242D	3	La Plata County	Pine River Ranch	Bayfield	La Plata	Construction or Rehabilitation of Distribution and/or Transmission Lines; New Drinking Water Treatment Plant	\$11,608,000	2,000
990015D	3	Crowley County	Crowley County Water Association	Ordway	Crowley	Construction or Rehabilitation of Distribution and/or Transmission Lines; Water Storage Facilities	\$1,300,000	530

Total: \$75,725,145

ADDENDUM #1

**STATE OF COLORADO
2009/2010**

**DRINKING WATER REVOLVING FUND
AND
STATE DRINKING WATER GRANT FUND
INTENDED USE PLAN**

WQCC Approved: May 29, 2009
Amended: November 9, 2009
Amended: March 9, 2010
Amended: October 12, 2010

ADDENDUM # 1

**COLORADO DEPARTMENT OF PUBLIC HEALTH AND ENVIRONMENT
WATER QUALITY CONTROL DIVISION**

**Drinking Water Revolving Fund
And
State Drinking Water Grant Fund**

**2009/2010 Intended Use Plan
AMERICAN RECOVERY AND REINVESTMENT ACT (ARRA) OF 2009**

TABLE OF CONTENTS

A. Introduction2

B. List of ARRA Projects2

C. Criteria and Methods for Distributing Funds3

 1. Application and Other Administrative Deadlines3

 2. Funding Categorization and Prioritization5

D. ARRA Interest Rates and Loan/Loan Forgiveness Terms.....6

E. Green Infrastructure, Water and Energy Improvements, and other Environmentally Innovative Projects6

F. Administrative Expenses8

G. ARRA Short and Long-term Goals9

H. Additional Federal Requirements9

 1. Davis-Bacon9

 2. American Iron, Steel, and Manufactured Goods9

I. Public Review and Comment.....10

Appendix J – This appendix was omitted. Category 6 projects were included in the 2010 DWRF IUP Appendix B and given the correct category ranking.

Table 1– ARRA Project Priority/Fundable List for 2009

Table 2 – Project Category Ranking for Potential ARRA Funding

Exhibit 1 – Amended Governor’s Certification of ARRA Projects, December 11, 2009

Addendum #1

Colorado Department of Public Health and Environment Drinking Water Revolving Fund And State Drinking Water Grant Fund

2009/2010 Intended Use Plan AMERICAN RECOVERY AND REINVESTMENT ACT (ARRA) OF 2009

A. INTRODUCTION

The purpose of this addendum is to provide public notice of Colorado's implementation criteria for the American Recovery and Reinvestment Act of 2009 (ARRA) funds, and to provide the United States Environmental Protection Agency (EPA) with an amended 2009 Intended Use Plan (IUP) and a List of ARRA Projected Loans for 2009 in order to seek a federal grant award under the ARRA. The initial 2009 IUP was approved by the Colorado Water Quality Control Commission (WQCC) on November 10, 2008 with an effective date of January 1, 2009.

This addendum supplements and amends the initial 2009 IUP that took effect on January 1, 2009. This addendum adds new drinking water capital projects that may be eligible for funds that have been appropriated to Colorado under the ARRA. Any conflict between the initial 2009 IUP and this addendum, if such conflict relates to ARRA funds, shall be resolved in favor of this addendum. The amended 2009 IUP will serve as the planning document for the operations of the Drinking Water Revolving Fund (DWRF) (including the ARRA funds), and will become effective immediately upon WQCC approval.

Final EPA guidance concerning ARRA funds indicates that States' amended IUPs should include the following:

- A Project Eligibility List (PEL) of projects in the State that are eligible for assistance under section 1452 (b)(3)(B) of the Safe Drinking Water Act (SDWA) and are to be assisted pursuant to the plan.
- The list must include the name of the public water system, a description of the project, the category assigned to the project, the expected terms of financial assistance, and the size of the community served.
- In addition, the IUP must contain a description of the intended uses of the 50% additional subsidization reserve and the 20% provision for "green infrastructure" projects.
- The Project/Priority Fundable List must contain eligible projects where the total cost of assistance requested is at least equal to the amount of the grant being applied for before a grant can be awarded.
- The Project/Priority Fundable List must also contain a comprehensive list of projects that may receive Drinking Water Revolving Fund assistance from the supplemental appropriation provided under the ARRA or from other sources.
- The criteria and method established for the distribution of funds.

B. LIST OF ARRA PROJECTS

States are required to develop a comprehensive list of eligible projects for funding and to identify projects that will receive funding. The 2009 DWRF and State Drinking Water Grant Fund PEL was previously approved by the WQCC on November 10, 2008. The previously approved list includes Categories 1-5, and illustrates the current construction needs for all identified eligible drinking water projects, including source water projects, water conservation projects, and water treatment plant sludge projects.

To further ensure that all additional funds appropriated to Colorado under the ARRA are fully utilized, the WQCC held a rulemaking hearing on March 9, 2009. The WQCC amended WQCC Regulation #52 (5 CCR 1002-52) and established an additional category (Category 6) of eligible projects for potential funding. The projects added were listed as Category 6 projects in the Additions to the 2009 Project Eligibility List and were incorporated into the 2010 DWRP IUP Appendix B and given the correct category ranking. Category 6 additions include those projects that are seeking funding under the ARRA and that were not already on the PEL as of January 1, 2009. Projects in Categories 1-5 that qualify for ARRA funds will be given consideration prior to funding of Category 6 projects.

Based on the information received by May 14, 2009, including Preliminary Engineering Reports, Loan Applications, and Technical Managerial and Financial Capacity Assessment Worksheets, the WQCD developed Table 1 - ARRA Project Priority/Fundable List for 2009.

C. CRITERIA AND METHODS FOR DISTRIBUTING FUNDS

1. Application and Other Administrative Deadlines

In accordance with the ARRA, priority for ARRA funds shall be given to projects on the PEL that are ready to proceed to construction within 12 months of the date of enactment of the ARRA. Colorado has chosen to identify an earlier date of September 30, 2009. Thus, in Colorado, projects that are ready to proceed to construction by September 30, 2009 will receive priority for ARRA funds. Applicants for ARRA funding must indicate in their application whether they have a ready-to-proceed-to-construction date on or before September 30, 2009.

The State must demonstrate that it can fully utilize its ARRA appropriation, in order to avoid the possibility of EPA reallocating such funds to other States. It is therefore imperative that recipients of ARRA funds consistently demonstrate that they are on track to commence construction by September 30, 2009. Colorado has adopted interim milestones to achieve this objective. If an applicant for ARRA funds fails to meet any of these milestones, it will not receive ARRA funding, and any funds available to that project will go towards the next project on the Project Priority/Fundable List. The State will not execute a loan for any ARRA project that has not received all required WQCD approvals. The milestones are as follows:

March 23, 2009: Submit an approvable Preliminary Engineering Report (PER) along with a completed PER checklist.

April 27, 2009: Submit a stimulus loan application and complete Technical, Managerial and Financial Capacity Assessment worksheets and applicable documentation.

May 31, 2009: Submit a complete/approvable Engineering Report in accordance with the Design Criteria for Potable Water Systems
<http://www.cdphe.state.co.us/wq/engineering/pdf/DesignCriteriaPotableWaterSystem.pdf>.
The Engineering Report must be approved by WQCD prior to submittal of Plans and Specifications.

June 30, 2009: Submit complete/approvable Plans and Specifications (in accordance with the Design Criteria for Potable Water Systems) and an Environmental Assessment Report, or proof that the project qualifies as a categorical exclusion from the environmental assessment process.

July 31, 2009: Fully respond to any WQCD questions and comments.

September 30, 2009: Complete bidding process, issue Notice to Proceed, and begin construction.

Should a project fail to meet the construction start date of September 30, funds will be reallocated, or the WQCD reserves the right to determine if there is sufficient cause for the delay and that the delay will not preclude use of the ARRA funds by the federal statutory deadline. The WQCD would need to approve any change order associated with the delay. If the ARRA funds are reallocated any Category 1-5 projects will be eligible for prioritization for SRF funding.

Because one of the ARRA project bids came in much lower than anticipated, and one governmental agency's charter restricts acceptance of a portion of its ARRA 0% loan, slightly more than \$5 million is still available to be obligated prior to the February 17, 2010 deadline. Thus, the WQCD continued down the ARRA Fundable List (Table 1) in priority ranking order to identify additional projects to receive this funding. The WQCD is currently working with these governmental agencies to ensure that all ARRA-funded projects are under contract on or prior to the ARRA deadline. The following deadline is hereby established for the new projects now under consideration for funding:

December 31, 2009: Satisfy all requirements, secure funding, complete bidding process, issue Notice to Proceed, and begin construction.

The funding agreements entered into between the Authority and the initial recipients of ARRA principal forgiveness and loans contain a deadline that may result in some funds ultimately being reallocated to other projects. The relevant language is as follows: "The Governmental Agency acknowledges that the loan is to fund actual engineering, equipment, and construction contracts, and other eligible cost for the project. Any ARRA funds not obligated for actual engineering, equipment and construction contracts, and other eligible cost by December 31, 2009 may be reduced accordingly." If recipients cannot obligate all funds as required by this provision thus rendering such funds available for other projects, the WQCD will reallocate the funds as follows:

- The WQCD will proceed down the ARRA Fundable List (Table 1 in priority ranking order to provide additional ARRA funds to initially-funded governmental agencies whose project bids came in high, thus necessitating a scaling back of their original projects in order to meet the September 30, 2009, construction deadline.
- If all of the original projects as referenced in the paragraph above receive full funding and funds are still available, the WQCD will continue to proceed down the ARRA Fundable List in priority ranking order to obligate the remaining funds to a governmental agency or agencies who are ready to proceed.
- The WQCD reserves the right to establish new milestones and/or deadlines for such projects in order to ensure that all ARRA-funded projects are under contract for construction by the February 17, 2010, deadline.

If after February 17, 2010, additional funds become available as the result of a national reallocation of unused funds from other States; the WQCD will continue proceeding down the ARRA Fundable List (Table 1) in order to fund additional projects. In such case, the WQCD reserves the right to establish new milestones and/or deadlines to meet any new deadlines set by the ARRA Act and the EPA Administrator.

Administration of Reallocated Funds (the following section was approved by the WQCC on March 9, 2010)

The WQCD submitted its Certified List of Projects for Consideration of Reallocation ("Certified List," attached in previous versions as Appendix N) to EPA on February 1, 2010, in order to be considered for additional funds that may become available as the result of a national reallocation of unused funds from

other States. The Certified List included: (a) initially-identified projects that were not fully funded with the first round of ARRA funds because the funds became depleted at the point of their project ranking; (b) projects for which initial bids came in high, and thus were scaled back in order to meet the September 30, 2009 construction deadline; and (c) projects on the ARRA Fundable List that met all the established deadlines, but that did not receive initial ARRA funding because of their relatively low ranking. If Colorado receives additional funds through the national reallocation process, funds will be distributed to projects on the Certified List in priority ranking order until all funds are utilized. Appendix N has been omitted since no funds were reallocated.

All reallocated funds are subject to the 20% green projects goal as contained in the ARRA legislation, as well as the Davis-Bacon wage rate and "Buy American" requirements as described in Section H, below.

EPA's reallocation guidance states that all reallocated funds must be under contract no later than June 17, 2010. In order to meet this very stringent timeframe, all reallocated funds will be administered by way of Principal Forgiveness and will not be subject to the \$2,000,000 cap as established for the initial round of ARRA funding (as outlined in Section D. below). The Colorado Water Resources and Power Development Authority Board adopted these new terms for the administration of reallocated ARRA funds on January 29, 2010. **All projects must have a signed assistance agreement in place by June 1, 2010.** The WQCD reserves the right to establish additional milestones in order to meet the June 17, 2010 deadline.

2. Funding Categorization and Prioritization

Colorado uses a categorization and prioritization system to ensure the efficient and appropriate allocation of federal SRF monies. The State will employ this system in connection with ARRA funds, and projects will be funded in a priority order as outlined below. The State's existing PEL consists of six categories, with Category 6 recently added:

Project Priority System

Colorado's project priority system is set forth in the DWRP Rules, Regulation #52. The Rules include the following categories by priority ranking:

Priority 1 Acute Health Hazard:

The WQCD has identified continuous violation of an acute maximum contaminant level (MCL) or a surface water treatment rule (SWTR) treatment technique requirement.

Priority 2 Chronic (Long Term) Health Hazard:

The WQCD has identified a continuous violation of an MCL or an SWTR treatment technique requirement for a chronic contaminant.

Priority 3 Potential Acute Health Hazard:

The public water system (PWS) has periodically exceeded an acute MCL, has levels greater than 50 percent of an acute MCL on a regular basis, or has short-term problems meeting an SWTR treatment technique requirement that can be controlled temporarily by operational means.

Priority 4 Potential Chronic Health Hazard:

The PWS has periodically exceeded a chronic MCL, has levels greater than 50 percent of a chronic MCL on a regular basis, or has short-term problems meeting other treatment technique requirements.

Priority 5 Other Future Needs:

The PWS is beyond the useful/design life and is in need of equipment replacement, rehabilitation or repair, in order to maintain compliance or further the public health protection goals of the SDWA.

Priority 6 Funding under ARRA (Category 6):

Includes those projects that seek funding only under ARRA and that were not already on the PEL as of January 1, 2009. Projects in Categories 1-5 that qualify for funding under ARRA will be given consideration prior to funding of Category 6 projects.

The State will use its existing point system within WQCC Regulation #52 to prioritize projects within each category. See 5 CCR 1002-52, § 52.6(4). If it is determined that the State lacks sufficient ARRA funds to cover loans and loan subsidization for all eligible projects, Category 1 projects that are ready to proceed to construction will be funded prior to Category 2 projects, which will be funded prior to Category 3 projects, which will be funded prior to Category 4 projects, which will be funded prior to Category 5 projects, which will be funded prior to Category 6 projects - until all funds are obligated.

D. ARRA INTEREST RATES AND LOAN/LOAN FORGIVENESS TERMS

The following ARRA loan/loan forgiveness terms have been adopted by the Colorado Water Resources and Power Development Authority (Authority) Board:

- Background: Pursuant to the ARRA, not less than 50% of the ARRA funds will be applied to principal forgiveness as set forth below. It is the intention of this IUP that the balance of ARRA funds beyond approximately 50% will be made available through loans without principal forgiveness.
- Loan Term: Up to 20 Years plus the construction period (except for those DWRP loans that would qualify as disadvantaged could go up to 30 years).
- Interest Rate ARRA Loans: ARRA loans will be issued at an interest rate of 0%.
- Administrative Fees on ARRA Loans: No administrative fees will be charged on ARRA funded loans.
- Principal Forgiveness: Principal forgiveness of up to \$2,000,000 per project will be provided to the highest prioritized projects until such time as the amount of ARRA funds so applied is not less than 50% of the total ARRA funds available; recognizing, however, that depending upon the costs and priority list order of individual projects funded by ARRA funds, the total applied to principal forgiveness may slightly exceed 50%. Project cost in excess of \$2,000,000 for individual projects funded by ARRA funds will not be eligible for principal forgiveness.

For unobligated capitalization grant funds and re-loan funds, additional subsidization from the current loan program terms, including lower direct loan interest rates and lower leveraged loan interest rates, will be considered by the Authority, Department of Local Affairs, the WQCD and the WQCC.

E. GREEN INFRASTRUCTURE, WATER AND ENERGY IMPROVEMENTS, AND OTHER ENVIRONMENTALLY INNOVATIVE PROJECTS

The ARRA requires that, to the extent there are sufficient eligible project applications, not less than 20% of the ARRA funds appropriated to a State shall be used for projects to address green infrastructure, water or energy efficiency improvements, or other environmentally innovative activities.

The State will rely upon the definitions of the terms “green infrastructure,” “water efficiency,” “energy efficiency,” and “environmentally innovative projects” as found in Attachment 8 to EPA’s ARRA Guidance dated March 2, 2009, to guide its administration of the ARRA’s green projects component. The general terms “green projects” and “green components of projects” as used herein are intended to include all of these categories of projects. The WQCD will also rely upon the project descriptions and examples of qualifying projects contained in Attachment 8 to EPA’s Guidance in determining whether certain projects meet EPA’s green project criteria. The WQCD will also consider any subsequent policy and/or guidance provided by EPA in making green project determinations. The WQCD will document the bases for each of its determinations that individual projects (or components of projects) meet EPA’s green project criteria.

The following is a description of how the State will strive to achieve the ARRA’s 20% green projects funding goal within the framework of the category ranking system for projects established in Regulation #52 and this IUP. Upon receipt of the ARRA capitalization grant from EPA, Colorado will reserve 20% of the appropriated funds to finance green projects. This account will be referred to as the “Green Project Reserve Account.” The remaining 80% of the appropriated funds may be used to finance both conventional (non-green) projects and green projects. This account will be referred to as the “Unrestricted Account.”

The WQCD will begin by offering funding to the highest ranking Category 1 project on the Project Eligibility List (PEL) that is ready to proceed to construction, and will continue down the list in order of project ranking until the Unrestricted Account is entirely utilized. Green projects or green components of projects will be funded from the Green Project Reserve Account, while conventional projects and conventional components of projects will be funded from the Unrestricted Account.

Once the funds in the Unrestricted Account are fully utilized, the WQCD will make a concerted effort to expend any and all remaining monies in the Green Project Reserve Account by funding only green projects or green components of projects. This may lead to certain conventional projects being “skipped over” in an effort to achieve the 20% green infrastructure goal. It may also result in split funding of some projects whereby the green components are eligible for ARRA funding and the conventional components are eligible for other State financial assistance. Entities offered ARRA funding for the green components of their projects must be ready to make an immediate decision as to whether they wish to accept the condition that the ARRA-specific requirements (i.e. the Davis-Bacon wage rate and “Buy American” provisions) will apply to all State-funded components of their projects. If an entity is not willing to accept this condition, then the WQCD will move to the next project on the PEL to offer funding. This process of proceeding down the PEL in priority order to identify green projects or green components of projects will continue until all funds in the Green Project Reserve Account have been utilized.

In the event the State cannot meet the 20% goal due to lack of green projects that are ready to proceed to construction by the September 30, 2009 deadline, then the State will request permission from EPA (through the certification process in Section V.C. of EPA’s Guidance) to allow use of any remaining funds in the Green Project Reserve Account for conventional projects. If EPA accepts the State’s certification thereby allowing such conversion of funds, the WQCD would offer funding to the first conventional project on the PEL that was skipped after the Unrestricted Account funds were fully utilized, and would proceed down the list from that point.

In the event that the State receives additional ARRA funds in the future, the priority ranking system contained in the Regulations and this IUP, along with any additional formal EPA Guidance, shall serve as the system for administering such funds. The process and conditions outlined in Section C.1. above, along with the Certified List of Projects for Consideration of Reallocation shall govern the distribution of national reallocation funds. No funds were reallocated.

F. ADMINISTRATIVE EXPENSES

A 4 percent administrative allocation from the ARRA funds is being reserved for DWRF administrative expenses. This revenue supports compliance with all federal requirements (i.e., reporting requirements, financial reviews, loan approvals, audit requirements, engineering document reviews, environmental document reviews, design review, construction inspection, monitoring, staff salary and other eligible expenses related to ARRA).

A \$34,352,000 capitalization grant was awarded on July 30, under the American Recovery and Reinvestment Act with \$1,374,080 for 4 percent administration and \$687,000 for the Small Systems Training and Technical Assistance (SSTTA) 2% grants.

The WQCD intends to use the full 2% SSTTA set-aside (\$687,040.) The WQCD will provide planning and design grants (up to \$25,000 per grant) and/or grants for planning studies that include a pilot project which addresses removal of radionuclides (up to \$50,000 per grant). In addition, a portion of the set-aside funding will be used for contractual support for administering the SSTTA grants.

The intent of the SSTTA grant program is to assist small systems with costs associated with planning/design of systems and for pilot projects associated with the removal of radionuclides in drinking water. The following criteria will need to be met:

- Population is under 10,000, and
- The 2000 median household income (MHI) is less than the state median (the 2000 MHI for the state is \$47,203) **or** current or post project water monthly rates are equal to or greater than the state average (current year, State monthly average for water - \$29.73), and
- Non-governmental entities must be in "Good Standing" with the Secretary of State, and
- Non-governmental entities must show proof of at least \$1,000,000 liability insurance with CDPHE named as co-insured

SSTTA Grants will be awarded to those systems identified on the 2009 Drinking Water Revolving Fund and State Drinking Water Grant Fund Intended Use Plan. Specifically:

Appendix B Drinking Water Revolving Fund 2009 Project Eligibility List or
Appendix H Drinking Water Grant Program 2009 Private, Not For Profit Project Eligibility List

Applications must be submitted by July 1, 2009, and projects will be funded in priority order using the Priority Systems criteria included in the 2009 Drinking water Revolving Fund and State Drinking Water Grant Fund Intended Use Plan. These grants do not require a match but are not necessarily intended to cover all of the costs associated with the project.

In August 2009, nineteen (19) \$25,000 & \$50,000 grants were awarded to small drinking water systems throughout Colorado. These grants were made possible with 2% SSTTA set-aside funding received through the *American Recovery and Reinvestment Act*. The 2% of the appropriated amount (or \$687,040) was set-aside for SSTTA funding and the Drinking Water Capacity Development Program opted to issue the total amount in the form of grants to small systems in need. Small systems are defined as those systems serving a population 10,000 or less, and a median household income (MHI) less than the \$47,203 state average or a water user rate higher than the state average as calculated yearly by the Department of Local Affairs.

G. ARRA SHORT AND LONG-TERM GOALS

Long-Term Goals:

- Maintain compliance with all state and federal requirements of the ARRA.
- Maintain compliance with the requirement of the 50 percent additional subsidization of the ARRA funds.
- Maintain compliance with the 20 percent utilization of the green infrastructure, water or energy efficiency improvements, or other environmentally innovative technologies provisions of the ARRA.
- Maintain compliance with all new reporting requirements of the ARRA.

Short-Term Goals:

- Ensure the funds are prioritized and allocated in a manner that will achieve an overall economic and environmental benefit to the State.
- Allocate all ARRA funds within a time frame that will ensure all funds will be fully utilized.
- Ensure all recipients of the ARRA funds are in construction in a timely manner that will comply with the Act.
- Identify additional ready to proceed projects to utilize additional reallocated ARRA funds should they become available.

H. ADDITIONAL FEDERAL REQUIREMENTS

The ARRA includes a number of new cross-cutting requirements that will apply to projects funded in part or in whole with funds made available by the ARRA. Accordingly, applicants for ARRA funds must certify in their applications that their projects will comply with the following requirements (or submit a justification for a waiver under the ARRA):

1. Davis-Bacon

Section 1606 of the ARRA requires all laborers and mechanics employed by contractors and sub contractors on projects funded directly by or assisted in whole or in part by and through the Federal Government pursuant to the Act shall be paid wages at rates not less than those prevailing on projects of a character similar in the locality as determined by the Secretary of Labor.

The purpose of this language is to apply Davis-Bacon Act wage rules to all assistance agreements made in whole or in part with funds appropriated under the ARRA. The Department of Labor provides all pertinent information related to compliance with labor standards, including prevailing wage rates and instructions for reporting.

2. American Iron, Steel, and Manufactured Goods

Section 1605 of the ARRA requires that none of the appropriated funds may be used for the construction, alteration, maintenance, or repair of a public building or public work unless all of the iron, steel, and manufactured goods used in the project is produced in the United States unless (a) a waiver is provided to the recipient by EPA or (b) compliance would be inconsistent with United States obligations under international agreements. In order to receive a waiver, the State must send a written request to the EPA Administrator. A decision will be made based on the following criteria:

- a. The requirement is inconsistent with the public interest for purposes of the project for which a waiver has been requested,
- b. Iron, steel, and necessary manufactured goods are not produced in the United States in sufficient and reasonably available quantities and of a satisfactory quality, and
- c. Inclusion of iron, steel, and manufactured goods produced in the United States will increase the overall cost of the project by more than 25 percent.

I. PUBLIC REVIEW AND COMMENT

- On January 30, 2009, the WQCC filed and posted a notice of a March 9th public Rulemaking Hearing to consider revisions to the WQCC's State Revolving Fund Regulations for inclusion of provisions necessary to implement the ARRA requirements. On the same day, the WQCC posted notice of a March 9th public Administrative Action Hearing to consider approval of revisions to the 2009 IUP for purposes of implementing ARRA funding requirements. On February 2, 2009, these notices were distributed to a list of persons who have requested notification of WQCC rulemaking hearings. The notices were also sent to all persons on the WQCD's Water Quality Bulletin distribution list.
- On February 3, 2009, the WQCD distributed a survey to all entities on the Water Quality Information Bulletin distribution list, to all governmental entities listed on the 2009 eligibility list for which the WQCD had electronic contact information, to a stakeholder list compiled during recent consideration of a potential fee bill, to all Regional Councils of Government, and to the Department of Local Affairs, soliciting requests from interested parties to add Category 6 projects to the PEL, with a deadline of February 13, 2009. The survey was also posted on the WQCD website and the Colorado Water Resources and Power Development Authority website.
- On February 5, 2009, the WQCC posted the proposed revisions to the State Revolving Fund Rules for consideration in the March 9, 2009 Rulemaking Hearing.
- On February 27, 2009, the WQCC filed and posted a notice of an April 13th public Rulemaking Hearing to consider any additional revisions to the WQCC's State Revolving Fund Regulations that may be needed to implement ARRA requirements. On the same day, the WQCC posted notice of an April 13th public Administrative Action Hearing to consider additional revisions to the 2009 IUP for purposes of implementing ARRA funding requirements to be described in forthcoming final EPA Guidance. These notices were distributed in the same manner as the initial January 30, 2009 notices.
- On March 3, 2009, the WQCC posted notice of slight changes to the initial proposal for revisions to the State Revolving Fund Regulations. The WQCC also posted the text of the WQCD's proposal dealing with administration of ARRA funds (Addendum #1 to the 2009 IUP).
- On March 6, 2009, the WQCC posted notice of proposed revisions to the March 3 version of Addendum #1 to the IUP (mainly to include specific funding terms from the Colorado Water Resources and Power Development Authority).
- On March 9, 2009, the WQCC conducted a public Rulemaking Hearing during which it considered and adopted the WQCD's proposal to revise the State Revolving Fund Regulations to include a new Category 6 for projects seeking funding under the ARRA which were not on the PEL prior to January 1, 2009. On the same day, the WQCC conducted a public Administrative Action Hearing during which it approved the WQCD's proposed Addendum #1 to the IUP and addition of the Category 6 projects to the PEL.
- On March 20, 2009, the WQCC posted notice of a May 11th public Administrative Action Hearing to consider approval of proposed additional revisions to 2009 IUP, to identify projects potentially receiving funding.
- On April 13, the WQCC conducted a public Administrative Action Hearing during which it considered and approved the WQCD's additions to Addendum #1 to the IUP (mainly dealing with administration of the Green Project Reserve Fund).

- On May 11, with a continuation to May 29, 2009, the WQCC conducted a public Administrative Action Hearing during which it considered and approved the WQCD's additions to Addendum #1 to the IUP including information about the use of the Small System Training and Technical Assistance set-aside funds, Table 1 – ARRA Project Priority/Fundable List for 2009 and the adoption of Table 2 – Project Category Ranking for Potential ARRA Funding

DRINKING WATER STATE REVOLVING FUND AMERICAN RECOVERY AND REINVESTMENT ACT FUNDABLE LIST 2009
TABLE 1

STATE: Colorado
DATE: 05/29/09

ARRA Grant \$34,352,000
4% Set Aside \$1,374,080
2% Other Set-Asides \$687,040
50% Subsidy \$17,176,000
20% GPR \$6,870,400
ARRA Funds for Loans \$15,114,880

* The project award amount is an estimate. The project must continue to meet all future deadlines and state and federal requirements associated with ARRA funding

** Interest rates are estimated based on project amount and MHI (median household income). ARRA loans are at 0% interest. The base SRF interest rates range from 0% to 2.5% for 2009 only. This includes 0% for populations of 5,000 or less with a MHI less than 61% of the state average MHI. DACs at 61-80 % of the state average for MHI interest rates are 1%. Direct loans up to \$2 million are 2% and leveraged loans over \$2 million are 2.5%

***Green Project Reserve amount are estimates. Some "Green Projects" require a "Business Case"

Project Rank	Category Ranking	Priority Points Assigned	Project Number	Source of Funds	Assistance Recipient	PWSID	Service Area Population	Project Description	Estimated Construction Date	Funding Amount Requested	*Estimated Eligible Amount	Loan Amount	*Principal Forgiveness	Interest Rate **	Repayment Terms **	***Green Project Reserve Amount	Categorical = C Business = B
1	1	75	020020D	ARRA	Hi-Land Acres WSD	CO0101075	350	Distribution system	9/30/09	\$ 1,200,000	\$ 1,200,000	\$ -	\$ 1,200,000	0.0%	20 Years	\$ 1,200,000	B
2	1	70	960047D	ARRA	Hot Sulphur Springs, Town of	CO0125352	614	New intake piping, treatment, constructing a new clearwell and storage improvements.	9/30/09	\$ 3,300,000	\$ 3,300,000	\$ 1,300,000	\$ 2,000,000	0.0%	20 Years		
3	1	50	050013D	ARRA	Colorado City Metro District	CO0151200	2,041	Reclassify GWUDI	9/30/09	\$ 1,780,000	\$ 1,780,000	\$ -	\$ 1,780,000	0.0%	20 Years	\$ 518,300	B
4	1	25	040003D	ARRA	Brighton, City of	CO0101025	33,397	UV Disinfection	9/30/09	\$ 1,044,000	\$ 1,044,000	\$ -	\$ 1,044,000	0.0%	20 Years		
5	2	60	960056D	ARRA	Kit Carson, Town of	CO0109011	214	Replacements, installations, improvements, and modifications to the water system's collection, treatment, and distribution facilities	9/30/09	\$ 392,000	\$ 392,000	\$ -	\$ 392,000	0.0%	20 Years	\$ 319,225	C = \$46,000 B = \$273,225
6	2	40	960080D	ARRA	Norwood, Town of	CO0157500	1,740	Rehabilitate the Town's 500,000 gallon water storage tank, upgrade a pressure reducing valve and implement chlorination treatment.	9/30/09	\$ 570,150	\$ 540,150	\$ -	\$ 540,150	0.0%	20 Years		
7	2	30	960227D	ARRA	Rocky Ford, City of	CO0145600	4,277	Distribution transmission lines construction/rehabilitation (Hancock)	9/30/09	\$ 945,337	\$ 945,337	\$ -	\$ 945,337	0.0%	20 Years		
8	3	67	000017D	ARRA	Siebert, Town of	CO0132015	182	Improvements to wells and transmission lines, upgrades to treatment and distribution system and storage tank improvements	9/30/09	\$ 1,719,500	\$ 1,719,500	\$ -	\$ 1,719,500	0.0%	20 Years		
9	3	55	080006D	ARRA	Cheyenne Wells, Town of	CO0109006	985	Distribution transmission lines construction/rehabilitation and meters	9/30/09	\$ 1,732,517	\$ 1,732,517	\$ -	\$ 1,732,517	0.0%	20 Years	\$ 1,077,189	B
10	3	50	090028D	ARRA	Kremmling, Town of	CO0125455	1,570	Replace distribution lines	9/30/09	\$ 2,000,000	\$ 2,000,000	\$ -	\$ 2,000,000	0.0%	20 Years	\$ 2,000,000	B
11	3	45	070006D	ARRA	Arabian Acres Metro District	CO0160075	620	Shallow main replacement, service line replacement, storage tank improvement well 5 redrill	9/30/09	\$ 287,440	\$ 287,440	\$ -	\$ 287,440	0.0%	20 Years	\$ 171,624	B
12	3	45	960009D	ARRA	Blanca, Town of	CO0112100	400	Water Meters	9/30/09	\$ 50,000	\$ 50,000	\$ -	\$ 50,000	0.0%	20 Years	\$ 50,000	C
13	3	45	050025D	ARRA	Fraser, Town of	CO0125288	996	1-Replacement of raw water trans line; 2-Emergency Power, controls & instrumentation; 3-Water system emergency interconnection; 4-Meter vault rehab	9/30/09	\$ 751,060	\$ 751,060	\$ -	\$ 751,060	0.0%	20 Years	\$ 261,400	C
14	3	40	030026D	ARRA	Georgetown, Town of	CO0110015	1,088	Membrane Filtration System, tank, 400K addition, micro-hydroelectric, water meters	9/30/09	\$ 3,340,000	\$ 3,340,000	\$ 1,340,000	\$ 2,000,000	0.0%	20 Years	\$ 185,000	C
15	3	35	050034D	ARRA	Manitou Springs, City of	CO0121450	4,980	Raw water interconnect, and transmission line, replace 18 PRVs, storage tank, distribution line pressure sensors with telemetry, isolation valves, fluorine analyzer	9/30/09	\$ 7,746,480	\$ 7,746,480	\$ 7,012,484	\$ 733,996	0.0%	20 Years	\$ 4,410,000	B
										ARRA LOAN FORGIVENESS AMOUNT-->		\$ 17,176,000			GPR Total	\$ 10,192,738	
16	3	35	090007D	ARRA	La Junta, City of	CO0145420	7,857	Water tank, pumps, reserve tank, reserve pump, appurtenances	9/30/09	\$ 1,830,000	\$ 1,830,000	\$ 1,830,000	\$ -	0.0%	20 Years	\$ 306,484	C = \$57,746 B = \$248,738
17	3	30	080014D	ARRA	Florence, City of	CO0122500	9,359	Replace existing 1 mg clear well with 2 425k clear wells	9/30/09	\$ 3,025,930	\$ 3,025,930	\$ 3,025,930	\$ -	0.0%	20 Years		
18	3	20	990039D	ARRA	Salida, City of	CO0108700	5,425	Water tank roof rehabilitation, complete security fencing around tank site.	9/30/09	\$ 325,000	\$ 325,000	\$ 325,000	\$ -	0.0%	20 Years		
19	4	55	050019D	ARRA	Divide MPC	CO0160295	198	Transmission lines, test & complete two wells	9/30/09	\$ 184,395	\$ 145,930	\$ 145,930	\$ -	0.0%	20 Years		
20	4	42	960005D	ARRA	Baca Grande WSD	CO0155200	900	Distribution system main line upgrades, interconnection of two public water systems, add telemetry and automated controls.	9/30/09	\$ 1,483,750	\$ 1,483,750	\$ 135,536	\$ -	0.0%	20 Years		
										\$ 15,114,880							
20	4	42	960005D	DWSRF	Baca Grande WSD	CO0155200	900	Water Main, Meter Replacements, Well 18 Improvements	9/30/09	Continued from line 30		\$ 1,348,214	\$ -	0.0%	20 Years		
21	4	25	040025D	DWSRF	Ridgway, Town of	CO0146676	1,036	Line replacement, pump station replacement and controls and transmission line	9/30/09	\$ 975,000	\$ 975,000	\$ 975,000	\$ -	2.0%	20 Years	\$ 1,025,000	B
22	5	65	090020D	DWSRF	East Cherry Hills WSD	CO0103234	200	Replace water main lines and hydrants	9/30/09	\$ 1,500,000	\$ 1,500,000	\$ 1,500,000	\$ -	2.0%	20 Years		
23	5	55	090002D	DWSRF	Bow Mar WSD	CO0103153	847	Water Replacement Project	9/30/09	\$ 1,150,000	\$ 1,150,000	\$ 1,150,000	\$ -	2.0%	20 Years	\$ 1,150,000	B
24	5	45	080008D	DWSRF	Gateway Metro District	CO0149300	365	Replace existing storage tanks, distribution system improvements including looping, additional valves and road restoration.	9/30/09	\$ 576,575	\$ 576,575	\$ 576,575	\$ -	2.0%	20 Years	\$ 356,496	B
25	5	45	960208D	DWSRF	Kersey, Town of	CO0162439	1,450	Replacement of water mains, removal of lead loops, replace water meters, street restoration	9/30/09	\$ 1,990,000	\$ 1,990,000	\$ 1,990,000	\$ -	2.0%	20 Years	\$ 1,990,000	B
26	5	40	050038D	DWSRF	Ovid, Town of	CO0158005	333	Water distribution line replacement	9/30/09	\$ 200,000	\$ 200,000	\$ 200,000	\$ -	0.0%	20 Years	\$ 247,000	B

Project Rank	Category Ranking	Priority Points Assigned	Project Number	Source of Funds	Assistance Recipient	PWSID	Service Area Population	Project Description	Estimated Construction Date	Funding Amount Requested	*Estimated Eligible Amount	Loan Amount	*Principal Forgiveness	Interest Rate **	Repayment Terms **	***Green Project Reserve Amount	Categorical = C Business = B	
27	5	35	960137D	DWSRF	Hayden, Town of	CO0154333	1,869	Booster chlorination and gravity water storage	9/30/09	\$ 2,540,070	\$ 2,540,070	\$ 2,540,070	\$ -	2.5%	20 Years			
28	5	35	090021D	DWSRF	Collbran, Town of	CO0139185	600	Improvements to existing water distribution lines.	9/30/09	\$ 511,325	\$ 511,325	\$ 511,325	\$ -	1.0%	20 Years			
29	5	30	030044D	DWSRF	Ophir, Town of	CO0157600	175	Construction of a new water treatment plant and water storage facilities and installation of new water supply lines.	9/30/09	\$ 500,000	\$ 208,476	\$ 208,476	\$ -	2.0%	20 Years			
30	5	30	960045D	DWSRF	Holly, Town of	CO0150600	1,015	Water distribution Line, water meters, materials and appurtenances	9/30/09	\$ 90,145	\$ 90,145	\$ 90,145	\$ -	0.0%	20 Years	\$ 323,120	C = \$62,600 B = \$260,520	
31	5	30	090032D	DWSRF	Hotchkiss, Town of	CO0115352	1,024	New Water Line	9/30/09	\$ 775,000	\$ 775,000	\$ 775,000	\$ -	0.0%	20 Years			
32	5	30	960227D	DWSRF	Rocky Ford, City of	CO0145600	4,277	Distribution transmission lines construction/rehabilitation	9/30/09	\$ 2,674,065	\$ 2,674,065	\$ 2,674,065	\$ -	2.5%	20 Years			
33	5	25	050022D	DWSRF	Fairplay, Town of	CO0147020	1,100	Tank and transmission line	9/30/09	\$ 1,889,754	\$ 486,420	\$ 486,420	\$ -	2.0%	20 Years	\$ 25,000	B	
34	5	25	010018D	DWSRF	Idaho Springs, Town of	CO0110020	1,885	Design & Construction of a 6 inch 2,750 foot	9/30/09	\$ 481,900	\$ 481,900	\$ 481,900	\$ -	2.0%	20 Years			
35	5	25	050035D	DWSRF	Milliken, Town of	CO0162511	6,300	North Ethel Water line rehab	9/30/09	\$ 354,884	\$ 354,884	\$ 354,884	\$ -	2.0%	20 Years	\$ 339,300	B	
36	5	20	050031D	DWSRF	Lamar, City of	CO0150700	8,661	Relocation of the existing chlorine building, storage tank improvements, modifications and improvements to the valve house, and installation of a new 24" transmission main	9/30/09	\$ 5,020,000	\$ 5,020,000	\$ 5,020,000	\$ -	2.5%	20 Years			
37	5	15	960163D	DWSRF	Crested Butte, South MD	CO0126189	1,283	300K storage tank, pump facility	9/30/09	\$ 1,000,000	\$ 1,000,000	\$ 1,000,000	\$ -	1.0%	20 Years			
38	5	10	050016D	DWSRF	Cortez, City of	CO0142200	8,900	Multi-media filters, Solar hot water Heating, Chlorine Dioxide	9/30/09	\$ 481,500	\$ 481,500	\$ 481,500	\$ -	0.0%	20 Years	\$ 25,000	C	
39	5	5	080007D	DWSRF	Colorado Springs, City of	CO0121150	394,177	Highline Reservoir at Mesa WWTP	9/30/09	\$ 12,633,307	\$ 12,633,307	\$ 12,633,307	\$ -	2.5%	20 Years			
40	5	5	090034D	DWSRF	Parker Water & San District	CO0118040	41,000	Raw Water pipeline, over excavation, repurchased equipment, pipeline, wells	9/30/09	\$ 14,942,400	\$ 4,076,400	\$ 4,076,400	\$ -	2.5%	20 Years			
41	6*	20	090084D	ARRA	Crestview Water & San Dist	CO0101040	16,140	Water line replacement	9/30/09	\$ 1,384,720	\$ 1,384,720	\$ 1,384,720	\$ -	0.0%	20 Years			
42	6*	10	090147D	ARRA	Gypsum, Town of	CO0119329	5,821	Replace water supply piping, install hydroelectric power generator & appurtenances	9/30/09	\$ 936,726	\$ 936,726	\$ 936,726	\$ -	0.0%	20 Years	\$ 936,726	C	
43	6*	10	090095D	ARRA	Steamboat Springs, City of	CO0154725	12,130	Replace water main	9/30/09	\$ 400,000	\$ 400,000	\$ 400,000	\$ -	0.0%	20 Years	\$ 584,650		
44	6*	5	090059D	ARRA	Durango, City of	CO0134150	18,500	Photovoltaic system	9/30/09	\$ 1,500,000	\$ 1,500,000	\$ 1,500,000	\$ -	0.0%	20 Years	\$ 1,500,000	C	
											BASE SRF LOAN AMOUNT-->	\$ 43,294,727	\$ 17,176,000					
											\$ 88,214,930	\$ 75,585,607	\$ 58,409,607	\$ 75,585,607			\$ 29,194,252	

STATE: COLORADO
DATE: May 21, 2009

**PROJECT CATEGORY RANKINGS FOR POTENTIAL
AMERICAN RECOVERY AND REINVESTMENT ACT (ARRA) FUNDING
DRINKING WATER REVOLVING FUND**

TABLE 2

Eligibility Category	Project Number	Assistance Recipient	PWS ID#	Project Description	Funding Amount Requested	Amount Eligible
1	040003D	Brighton, City of	CO0101025	UV Disinfection	\$ 1,044,000	\$ 1,044,000
1	050013D	Colorado City Metro District	CO0151200	Improvement to WTP to comply with GWUDI	\$ 1,780,000	\$ 1,780,000
1	020020D	Hi-Land Acres WSD	CO0101075	Distribution system	\$ 1,200,000	\$ 1,200,000
1	960047D	Hot Sulphur Springs, Town	CO0125352	New baffled clear well with gravity flow to existing clear well	\$ 3,300,000	\$ 3,300,000
2	960056D	Kit Carson, Town of	CO0109011	Replacements, installations, improvements, and modifications to the water system's collection, treatment, and distribution facilities	\$ 392,000	\$ 392,000
2	960080D	Norwood, Town of	CO0157500	Storage tank, PRV #1 upgrades, Chloramination treatment	\$ 570,150	\$ 540,150
2	960027D	Rocky Ford, City of	CO0145600	Distribution transmission lines construction/rehabilitation (Hancock)	\$ 945,337	\$ 945,337
3	070006D	Arabian Acres Metro District	CO0160075	Shallow main replacement, service line replacement, storage tank improvement well 5 re-drill	\$ 287,440	\$ 287,440
3	960009D	Blanca, Town of	CO0112100	Water Meters	\$ 50,000	\$ 50,000
3	080006D	Cheyenne Wells, Townof	CO0109006	Distribution System Model and Reuse Planning	\$ 1,732,517	\$ 1,732,517
3	080014D	Florence, City of	CO0122500	Replace existing 1 mg clear well with 2 425k clear wells	\$ 3,025,930	\$ 3,025,930
3	050025D	Fraser, Town of	CO0125288	1-Replacement of raw water trans line for well #5r; 2-Emergency power controls; 4-Meter vault rehab	\$ 751,060	\$ 751,060
3	030026D	Georgetown, Town of	CO0110015	Membrane Filtration System, tank, 400K addition, micro-hydroelectric, water meters	\$ 3,340,000	\$ 3,340,000
3	090028D	Kremmling, Town of	CO0125455	Replace distribution lines	\$ 2,000,000	\$ 2,000,000
3	090007D	La Junta, City of	CO0145420	Water tank, pups, reserve tank, reserve pump, appurtenances	\$ 1,830,000	\$ 1,830,000
3	050034D	Manitou Springs, City of	CO0121450	Raw water interconnect, and transmission line, replace 18 PRVs, storage tank, distribution line, pressure sensors with telemetry, isolation valves, fluorine analyzer	\$ 7,746,480	\$ 7,746,480
3	990039D	Salida, City of	CO0108700	Rehab water tank, repair fencing of water tank site	\$ 325,000	\$ 325,000

3	000017D	Siebert, Town of	CO0132015	Improvements to wells and transmission lines, upgrades to treatment and distribution system and storage tank improvements	\$ 1,719,500	\$ 1,719,500
4	960005D	Baca Grande WSD	CO0155200	Water Main, Meter Replacements, Well 18 Improvements	\$ 1,483,750	\$ 1,483,750
4	050019D	Divide MPC	CO0160295	Transmission lines, test & complete two wells	\$ 184,395	\$ 145,930
4	040025D	Ridgway, Town of	CO0146676	Line replacement, pump station replacement and controls and transmission line	\$ 975,000	\$ 975,000
5	090002D	Bow Mar WSD	CO0103153	Water Replacement Project	\$ 1,150,000	\$ 1,150,000
5	090021D	Collbran, Town of	CO0139185	Improvements to existing water distribution lines.	\$ 511,325	\$ 511,325
5	080007D	Colorado Springs, City of	CO0121150	Highline Reservoir at Mesa WWTP	\$ 12,633,307	\$ 12,633,307
5	050016D	Cortez, City of	CO0142200	Multi-media filters, Solar hot water Heating, Chlorine Dioxide	\$ 481,500	\$ 481,500
5	960163D	Crested Butte, South MD	CO0126189	300K storage tank, pump facility	\$ 1,000,000	\$ 1,000,000
5	090020D	East Cherry Hills WSD	CO0103234	Replace water main lines and hydrants	\$ 1,500,000	\$ 1,500,000
5	050022D	Fairplay, Town of	CO0147020	Tank and transmission line	\$ 1,889,754	\$ 486,420
5	080008D	Gateway Metro District	CO0149300	Water tank, looped system, replacement	\$ 576,575	\$ 576,575
5	960137D	Hayden, Town of	CO0154333	Booster chlorination and gravity water storage	\$ 2,540,070	\$ 2,540,070
5	960045D	Holly, Town of	CO0150600	Water distribution Line, water meters, materials and appurtenances	\$ 90,145	\$ 90,145
5	090032D	Hotchkiss, Town of	CO0115352	New Water Line	\$ 775,000	\$ 775,000
5	010018D	Idaho Springs, Town of	CO0110020	Design & Construction of a 6 inch 2,750 foot water line	\$ 481,900	\$ 481,900
5	960208D	Kersey, Town of	CO0162439	Replacement of water mains, removal of lead loops, replace water meters, street restoration	\$ 1,990,000	\$ 1,990,000
5	050031D	Lamar, City of	CO0150700	Relocation of the existing chlorine building, storage tank improvements, modifications and improvements to the valve house, and installation of a new 24" transmission main	\$ 5,020,000	\$ 5,020,000
5	050035D	Milliken, Town of	CO0162511	North Ethel Water line rehab	\$ 354,884	\$ 354,884
5	030044D	Ophir, Town of	CO0157600	Transmission Line, storage tank	\$ 500,000	\$ 208,476
5	050038D	Ovid, Town of	CO0158005	Water distribution line replacement	\$ 200,000	\$ 200,000
5	090034D	Parker Water & San District	CO0118040	Raw Water pipeline, over excavation, prepurchased equipment, pipeline, wells	\$ 14,942,400	\$ 4,076,400
5	960027D	Rocky Ford, City of	CO0145600	Distribution transmission lines construction/rehabilitation	\$ 2,674,065	\$ 2,674,065
6	090084D	Crestview Water & San Dist	CO0101040	Water line replacement	\$ 1,384,720	\$ 1,384,720
6	090059D	Durango, City of	CO0134150	Photovoltaic system	\$ 1,500,000	\$ 1,500,000
6	090147D	Gypsum, Town of	CO0119329	Replace water supply piping, install hydroelectric power generator & appurtenances	\$ 936,726	\$ 936,726
6	090095D	Steamboat Springs, City of	CO0154725	Replace water main	\$ 400,000	\$ 400,000

Exhibit 1

Amended ARRA Drinking Water Revolving Fund
Governor's Project Certification

December 11, 2009

STATE OF COLORADO

OFFICE OF THE GOVERNOR

136 State Capitol Building
Denver, Colorado 80203
(303) 866 - 2471
(303) 866 - 2003 fax



Bill Ritter, Jr.
Governor

December 11, 2009

Administrator Lisa P. Jackson
Environmental Protection Agency
Ariel Rios Building
1200 Pennsylvania Avenue, N.W.
Washington, DC 20460

Re: ARRA Section 1511 Certification

Dear Administrator Jackson:

It is necessary to amend the original American Recovery and Reinvestment Act (Pub. L. 11-5) ("ARRA") drinking water certification submitted on August 25, 2009, due to ARRA recipients that were not able to accept all the ARRA 0% loan funding due to an existing City Charter and two projects that bids come in lower than engineering estimates. The amended drinking water ARRA certification includes the addition of three new ARRA projects and updated assistance agreement amounts for several projects. These changes and additions are bolded on the enclosed document. The amended wastewater list addresses the same issue of one ARRA recipient which had an existing City Charter and could not accept all the ARRA debt they had applied for. No new wastewater projects were added to the list; however, the additional funds that became available were shifted to the last project on the certification list, which had not previously received full funding.

Pursuant to Title XV, Subtitle A, section 1511 of ARRA, I hereby certify that the attached drinking water infrastructure investments totaling \$32,290,880 and wastewater infrastructure totaling \$30,093,792 appropriated by ARRA under the headings: "State Revolving Fund" to the United States Environmental Protection Agency, has received the full review and vetting required by law and that I accept responsibility that such investment is an appropriate use of taxpayer dollars. I further certify that the specific information required by section 1511 concerning each such investment (a description of the investment, the estimated total cost, and the amount of ARRA funds to be used) is provided in the Colorado Drinking Water State Revolving Fund Intended Use Plan and the Water Pollution Control Revolving Fund Intended Use Plan and is available to the public at <http://www.cdph.state.co.us/wq/FinancialSolutions/ARRA.html> and linked to recovery.gov.

I understand that my state may not receive ARRA infrastructure investment funding unless this certification is made and posted.

Please contact my office directly if you need any additional information.

Sincerely,

A handwritten signature in blue ink that reads "Bill Ritter, Jr." with a stylized flourish at the end.

Bill Ritter, Jr.
Governor

Enclosures

**AMERICAN RECOVERY AND REINVESTMENT ACT
STATE OF COLORADO
STATE REVOLVING FUND**

ARRA Grant	\$34,352,000
4% Set Aside	\$1,374,080
2% Other Set-Asides	\$687,040
Infrastructure ARRA Funds	\$32,290,880

50% Subsidy	\$17,176,000
ARRA Funds for Loans	\$15,114,880

*All loans are 0% interest rates

DRINKING WATER PROJECTS

Assistance Recipient	County	Service Area Population	Project Description	*Loan Amount	Principal Forgiveness
Hi-Land Acres WSD	Adams	350	Water Distribution System Upgrades	\$ -	\$ 1,200,000
Hot Sulphur Springs, Town of	Grand	614	Water Treatment Facility Upgrades	\$ 1,300,000	\$ 2,000,000
Colorado City Metro District	Pueblo	2,041	Water Treatment Facility Upgrades	\$ -	\$ 1,780,000
Brighton, City of	Adams	33,397	Water Treatment Facility Upgrades	\$ -	\$ 1,044,000
Kit Carson, Town of	Cheyenne	214	Water Treatment Facility Upgrades	\$ -	\$ 392,000
Norwood, Town of	San Miguel	1,740	Water Treatment Facility Upgrades;Water Storage Upgrades	\$ -	\$ 540,150
Rocky Ford, City of	Otero	4,277	Consolidation of Hancock Water System	\$ -	\$ 945,337
Siebert, Town of	Kit Carson	182	Water Storage Upgrades;Water Distribution System Upgrades	\$ -	\$ 1,719,500
Cheyenne Wells, Town of	Cheyenne	985	Water Distribution System Upgrades	\$ -	\$ 1,732,517
Kremmling, Town of	Grand	1,570	Water Distribution System Upgrades	\$ -	\$ 2,000,000
Arabian Acres Metro District	Teller	620	Water Supply Facility Upgrades;Water Distribution System Upgrades	\$ -	\$ 287,440
Blanca, Town of	Costillia	400	Water Meters	\$ -	\$ 50,000
Fraser, Town of	Grand	996	Water Treatment Facility Upgrades	\$ -	\$ 652,255
Georgetown, Town of	Clear Creek	1,088	Water Treatment Facility Upgrades	\$ 1,340,000	\$ 2,000,000
Manitou Springs, City of	El Paso	4,980	Water Treatment Facility Upgrades;Water Distribution System Upgrades	\$ 3,020,000	\$ 832,801
La Junta, City of	Otero	7,857	Water Storage Upgrades	\$ 1,830,000	\$ -
Florence, City of	Fremont	9,359	Water Treatment Facility Upgrades	\$ 2,000,000	\$ -
Divide MPC	Teller	198	Water Treatment Facility Upgrades	\$ 145,930	\$ -
Ridgway, Town of	Ouray	1,036	Water Distribution System Upgrades	\$ 450,000	\$ -
Gateway Metropolitan Dist	Pitkin	365	Water Storage Upgrades;Water Distribution System Upgrades	\$ 576,575	\$ -
Ophir, Town of	San Miguel	175	New Water Treatment Facility;New Water Storage	\$ 500,000	\$ -
Lamar, City of	Prowers	8,661	Water Storage Upgrades;Water Treatment Facility Upgrades;New Transmission Main line	\$ 3,952,375	\$ -
				\$ 15,114,880	\$ 17,176,000

Attachment 3

**Audited Financial Statements
as of and for the
Years Ended
December 31, 2011 and 2010**

**Colorado Water Resources
and Power Development Authority**
(A Component Unit of the State of Colorado)

Independent Accountants' Reports, Management's Discussion and Analysis,
Financial Statements and Single Audit Reports

December 31, 2011 and 2010

**Colorado Water Resources
and Power Development Authority
(A Component Unit of the State of Colorado)
December 31, 2011 and 2010**

Table of Contents

Independent Accountants' Report on Financial Statements and Supplementary Information.....	1
Management's Discussion and Analysis (Unaudited).....	3
Basic Financial Statements	
Statements of Net Assets	18
Statements of Revenues, Expenses and Changes in Fund Net Assets.....	20
Statements of Cash Flows	22
Notes to Financial Statements	27
Supplementary Information	
Regulatory Basis Combining Schedule of Net Assets – Water Pollution Control Fund.....	71
Regulatory Basis Combining Schedule of Revenues, Expenses and Changes in Fund Net Assets – Water Pollution Control Fund	72
Notes to the Regulatory Basis of the Combining Schedule of Net Assets and the Combining Schedule of Revenues, Expenses and Changes in Fund Net Assets – Water Pollution Control Fund	73
Regulatory Basis Combining Schedule of Net Assets – Drinking Water Fund	75
Regulatory Basis Combining Schedule of Revenues, Expenses and Changes in Fund Net Assets – Drinking Water Fund.....	76
Notes to the Regulatory Basis of the Combining Schedule of Net Assets and the Combining Schedule of Revenues, Expenses and Changes in Fund Net Assets – Drinking Water Fund.....	77
Schedule of Revenues, Expenditures and Changes in Funds Available – Actual (Non-GAAP Budgetary Basis) and Budget – Water Operations Fund	78
Reconciliation and Note of Non-GAAP Budgetary Basis (Actual) to Statement of Revenues, Expenses and Changes in Fund Net Assets – Water Operations Fund	79
Schedule of Revenues, Expenditures and Changes in Funds Available – Actual (Non-GAAP Budgetary Basis) and Budget – Water Pollution Control Fund	80
Reconciliation and Note of Non-GAAP Budgetary Basis (Actual) to Statement of Revenues, Expenses and Changes in Fund Net Assets – Water Pollution Control Fund	81
Schedule of Revenues, Expenditures and Changes in Funds Available – Actual (Non-GAAP Budgetary Basis) and Budget – Drinking Water Fund.....	82
Reconciliation and Note of Non-GAAP Budgetary Basis (Actual) to Statement of Revenues, Expenses and Changes in Fund Net Assets – Drinking Water Fund	83
Schedule of Project Costs Payable – By Borrower	84
Schedule of Loans Receivable – By Borrower.....	88

**Colorado Water Resources
and Power Development Authority
(A Component Unit of the State of Colorado)
December 31, 2011 and 2010**

Table of Contents - continued

Schedule of Bonds Payable – By Issue	97
Schedule of Cash, Cash Equivalents and Investments Held by Trustees – By Investment Type	103
Schedule of Cash, Cash Equivalents and Investments Held by Trustees – By Account Type	105

Reports Required by OMB Circular A-133

Independent Accountants’ Report on Internal Control Over Financial Reporting and on Compliance and Other Matters Based on an Audit of the Financial Statements Performed in Accordance with <i>Government Auditing Standards</i>	107
Independent Accountants’ Report on Compliance With Requirements That Could Have a Direct and Material Effect on Each Major Program and on Internal Control Over Compliance in Accordance With OMB Circular A-133	109
Schedule of Expenditures of Federal Awards	111
Notes to Schedule of Expenditures of Federal Awards	112
Schedule of Findings and Questioned Costs	117
Summary Schedule of Prior Audit Findings.....	119

Independent Accountants' Report on Financial Statements and Supplementary Information

Board of Directors
Colorado Water Resources and
Power Development Authority
Denver, Colorado

We have audited the accompanying financial statements of each major fund of Colorado Water Resources and Power Development Authority (the Authority), a component unit of the State of Colorado, as of and for the years ended December 31, 2011 and 2010, which collectively comprise the Authority's basic financial statements as listed in the table of contents. These financial statements are the responsibility of the Authority's management. Our responsibility is to express opinions on these financial statements based on our audits.

We conducted our audits in accordance with auditing standards generally accepted in the United States of America and the standards applicable to financial audits contained in *Government Auditing Standards*, issued by the Comptroller General of the United States. Those standards require that we plan and perform the audit to obtain reasonable assurance about whether the financial statements are free of material misstatement. An audit includes examining, on a test basis, evidence supporting the amounts and disclosures in the financial statements. An audit also includes assessing the accounting principles used and significant estimates made by management, as well as evaluating the overall financial statement presentation. We believe that our audits provide a reasonable basis for our opinions.

In our opinion, the financial statements referred to above present fairly, in all material respects, the respective financial position of each major fund of Colorado Water Resources and Power Development Authority as of December 31, 2011 and 2010, and the respective changes in financial position and cash flows thereof for the years then ended in conformity with accounting principles generally accepted in the United States of America.

In accordance with *Government Auditing Standards*, we have also issued our report dated April 13, 2012, on our consideration of the Authority's internal control over financial reporting and our tests of its compliance with certain provisions of laws, regulations, contracts and grant agreements and other matters. The purpose of that report is to describe the scope of our testing of internal control over financial reporting and compliance and the results of that testing, and not to provide an opinion on the internal control over financial reporting or on compliance. That report is an integral part of an audit performed in accordance with *Government Auditing Standards* and should be considered in assessing the results of our 2011 audit.

Board of Directors
Colorado Water Resources and
Power Development Authority

Accounting principles generally accepted in the United States of America require that the management's discussion and analysis listed in the table of contents be presented to supplement the basic financial statements. Such information, although not part of the basic financial statements, is required by the Governmental Accounting Standards Board, who considers it to be an essential part of financial reporting for placing the basic financial statements in an appropriate operational, economic or historical context. We have applied certain limited procedures to the required supplementary information in accordance with auditing standards generally accepted in the United States of America, which consisted of inquiries of management about the methods of preparing the information and comparing the information for consistency with management's responses to our inquiries, the basic financial statements, and other knowledge we obtained during our audits of the basic financial statements. We do not express an opinion or provide any assurance on the information because the limited procedures do not provide us with sufficient evidence to express an opinion or provide any assurance.

Our audit was conducted for the purpose of forming opinions on the financial statements that collectively comprise the Authority's basic financial statements. The accompanying supplementary information, including the schedule of expenditures of federal awards required by U.S. Office of Management and Budget Circular A-133, *Audits of States, Local Governments and Non-Profit Organizations*, as listed in the table of contents, is presented for purposes of additional analysis and is not a required part of the 2011 basic financial statements. Such information is the responsibility of management and was derived from and relates directly to the underlying accounting and other records used to prepare the 2011 basic financial statements. The information has been subjected to the auditing procedures applied in the audit of the 2011 basic financial statements and certain additional procedures, including comparing and reconciling such information directly to the underlying accounting and other records used to prepare the 2011 basic financial statements or to the 2011 basic financial statements themselves, and other additional procedures in accordance with auditing standards generally accepted in the United States of America. In our opinion, the information is fairly stated in all material respects in relation to the 2011 basic financial statements as a whole.

BKD, LLP

April 13, 2012

Colorado Water Resources and Power Development Authority
(A Component Unit of the State of Colorado)

Management's Discussion and Analysis (Unaudited)
Years ended December 31, 2011 and 2010

As management of the Colorado Water Resources and Power Development Authority (the Authority), we offer readers of the Authority's financial statements this narrative overview and analysis of the financial activities of the Authority for the years ended December 31, 2011 and 2010.

2011 Financial Highlights

- In 2009, the Water Pollution Control Revolving Fund (WPCRF) and the Drinking Water Revolving Fund (DWRF) received grant awards pursuant to the American Recovery and Reinvestment Act of 2009 (ARRA). Of the amounts awarded, \$29.6 million (94.6%) and \$33.4 million (97.1%) were expended as of December 31, 2011, in the WPCRF and DWRF, respectively.
- Combined net assets of the Authority's enterprise funds totaled \$589.3 million. The \$22.2 million increase in combined total net assets was the net effect of capitalization grant revenue from the United States Environmental Protection Agency (EPA) totaling \$24.6 million offsetting the combined operating loss of \$2.4 million.
- Total loans receivable increased to \$1.3 billion. During 2011, the Authority executed 35 direct loans and eight leveraged loans totaling \$101.1 million. Of the 35 direct loans executed, nine borrowers received full or partial principal forgiveness totaling \$6.2 million related to requirements under the grant conditions. Three leveraged loan borrowers and one direct loan borrower prepaid their loans in full totaling \$13.9 million.
- Total bonds payable equaled \$1.1 billion. During 2011, the Authority defeased and/or called \$17.9 million of the remaining portion of bonds associated with the prepayment of three leveraged loans. The Authority sold bonds (five issuances) with par values totaling \$67.1 million.

Overview of the Basic Financial Statements

Management's discussion and analysis is intended to serve as an introduction to the Authority's basic financial statements. Prior years' activity is provided in a comparative presentation in this discussion. The basic financial statements consist of the fund financial statements and the Notes to the Financial Statements.

Fund Financial Statements

A fund is a grouping of related accounts used to maintain control over resources that have been segregated for specific activities or objectives. The Authority, like other state and local governments, uses fund accounting to ensure and demonstrate compliance with finance-related legal requirements. All of the funds of the Authority are enterprise funds. These enterprise funds include three separately maintained funds: 1) The Water Operations Fund, 2) The Water Pollution Control Fund, and 3) The Drinking Water Fund. The basic financial statements for each fund are included in this report. Each fund is considered a major fund.

Colorado Water Resources and Power Development Authority
(A Component Unit of the State of Colorado)

Management's Discussion and Analysis (Unaudited)
Years ended December 31, 2011 and 2010

Notes to the Financial Statements

The Notes to the Financial Statements provide additional information that is essential to a full understanding of the data provided in the basic financial statements.

Financial Analysis of Enterprise Funds

Summary of Net Assets

Overview

The Authority's basic financial statements are comprised of three enterprise funds. To better assist the user of these statements, a separate schedule and analysis for each of the funds is presented below. These schedules summarize the financial position of each enterprise fund as of December 31, 2011 and 2010 in a comparative format. Furthermore, schedules of total enterprise fund data and analysis is provided in comparative year format for 2011-2010 and 2010-2009.

Unrestricted current and other assets primarily consist of cash and cash equivalents, investment and loan interest receivable, loans receivable principal payments due in the subsequent year, and other assets and receivables. Restricted assets are comprised of current and noncurrent cash and cash equivalents, investments, investment income receivable and securities not held for investment (SNHFI) (see Note 2(e) in the Notes to the Financial Statements). Restricted assets include amounts relating to borrowers' project accounts, debt service reserve funds, debt service funds and other accounts legally restricted by the revenue bond resolutions. Noncurrent loans receivable includes loan principal payments due more than one year subsequent to the fiscal year end. Loans receivable provide security for associated bonds; and loan payments received, net of state match principal and administrative fees, are restricted for payment of bond debt service.

Current and other liabilities contain accounts such as bond interest payable, bond principal payments due in the subsequent year, project costs payable (borrower remaining direct loan proceeds available), and various other miscellaneous liabilities. The project costs payable – leveraged loans line item contains the total (current and noncurrent) remaining borrower loan proceeds available for loans financed, in whole or in part, with bond proceeds. Noncurrent debt is the total of bonds payable more than one year subsequent to the fiscal year end. Net assets are classified into three categories: invested in capital assets, restricted, and unrestricted.

Each of the enterprise funds contains one or more leveraged loan programs that are funded all or in part with bond proceeds. Bonds are issued only to provide capital for pre-approved loans. Each additional loan-bond financing package directly increases four major line items on the respective fund's summary schedule of net assets: bonds payable, restricted assets, loans receivable, and project costs payable – leveraged loans.

As project construction costs are incurred, borrowers submit requisitions for reimbursement. Construction of these infrastructure projects often lasts up to three years. When approved requisitions are paid, reductions to restricted assets and project costs payable are recorded. Therefore, the net changes to these two accounts from year-to-year are dependent upon the increases resulting from new loans and decreases from project requisitions paid. Payment of requisitions from grant funded direct loans reduces project costs payable but not restricted assets.

Colorado Water Resources and Power Development Authority
(A Component Unit of the State of Colorado)

Management's Discussion and Analysis (Unaudited)
Years ended December 31, 2011 and 2010

A summary schedule and discussion of changes in major line items for total enterprise funds and for each enterprise fund follows.

Total Enterprise Funds

Schedules 1A and 1B show a summary of net assets for the three enterprise funds of the Authority in total and on a comparative year basis.

Changes to unrestricted current and other assets can be significant and are often related to activity involving restricted assets. For instance, the financial model for the WPCRF and DWRP programs allow for annual reductions in debt service reserve fund balances in September, after bond debt service has been paid. This procedure is referred to as "deallocation" and consists of the maturity and/or liquidation of debt service reserve fund restricted investments and depositing the cash proceeds, along with the state match portion of loan principal repayments and direct loan principal and interest repayments, into the reloan account (unrestricted). Financing loans with reloan funds may also have a significant impact on the balances of unrestricted current and other assets and restricted assets as funds are transferred from the reloan account (unrestricted) to the borrower project accounts (restricted).

During 2011, the \$24.7 million increase in total unrestricted current and other assets was the net result of the deallocation of \$28.4 million to the reloan accounts offset by the transfer from the reloan account to fund new direct loans. Although \$23.5 million was deallocated in 2010, the net increase in unrestricted current and other assets was limited to \$1.7 million in 2010 due, in part, to the greater amount transferred from the reloan account for new loan funding.

New loan funding (net of grant funded direct loans) totaling \$164.3 million, offset by \$74.9 million in project draws, was the main contributor to the \$114.4 million increase in restricted assets in 2010. In comparison, in 2011, project requisitions totaling \$82.7 million exceeded the \$94.6 million in new loan funding (net of grant funded loans), contributing to the \$10.1 million decrease in restricted assets. During 2010, direct loan requisitions totaling \$70.0 million, including \$53.1 million in grant funded requisitions, contributed to the \$16.7 million decrease in current and other liabilities. In 2011, \$29.4 million in direct loan project requisitions, including \$11.9 million in grant funded requisitions, contributed to the \$3.1 million decrease in current and other liabilities.

During 2011, \$101.1 million in new loan executions, offset by loan principal repayments, reductions, principal forgiveness and prepayments totaling \$94.9 million, contributed to the \$6.6 million increase in noncurrent loans receivable. In 2010, new loan executions totaling \$186.4 million, offset by \$91.3 million in loan repayments, reductions, principal forgiveness and prepayments, contributed to the \$88.4 million increase in noncurrent loans receivable. During 2011, bond issuances totaling \$67.1 million were offset by \$77.3 million in bond principal payments, calls and defeasances contributing to a \$6.6 million decrease in noncurrent bonds payable. In contrast, bond issuances totaling \$145.2 million, offset by \$63.8 million in bond principal payments and calls, resulted in the \$72.4 million increase in noncurrent bonds payable for 2010.

Colorado Water Resources and Power Development Authority
(A Component Unit of the State of Colorado)

Management's Discussion and Analysis (Unaudited)
Years ended December 31, 2011 and 2010

<i>Total Enterprise Funds (2011- 2010)</i>		Schedule 1A		
Summary of Net Assets as of December 31				
	2011	2010	Change	Pct Chg
Unrestricted current and other assets	\$ 238,046,617	\$ 213,297,886	\$ 24,748,731	11.6%
Restricted assets	456,496,597	466,639,905	(10,143,308)	(2.2%)
Capital assets, net	42,834	47,703	(4,869)	(10.2%)
Noncurrent loans receivable	1,215,110,723	1,208,543,831	6,566,892	0.5%
Total assets	1,909,696,771	1,888,529,325	21,167,446	1.1%
Current and other liabilities	144,955,417	148,106,347	(3,150,930)	(2.1%)
Project costs payable-leveraged loans	135,034,393	126,257,157	8,777,236	7.0%
Noncurrent bonds payable, net	1,040,369,493	1,047,011,082	(6,641,589)	(0.6%)
Total liabilities	1,320,359,303	1,321,374,586	(1,015,283)	(0.1%)
Net assets:				
Invested in capital assets	42,834	47,703	(4,869)	(10.2%)
Restricted	521,058,210	501,646,711	19,411,499	3.9%
Unrestricted	68,236,424	65,460,325	2,776,099	4.2%
Total Net assets	\$ 589,337,468	\$ 567,154,739	\$ 22,182,729	3.9%

<i>Total Enterprise Funds (2010- 2009)</i>		Schedule 1B		
Summary of Net Assets as of December 31				
	2010	2009	Change	Pct Chg
Unrestricted current and other assets	\$ 213,297,886	\$ 211,599,250	\$ 1,698,636	0.8%
Restricted assets	466,639,905	352,196,983	114,442,922	32.5%
Capital assets, net	47,703	10,272	37,431	364.4%
Noncurrent loans receivable	1,208,543,831	1,120,158,081	88,385,750	7.9%
Total assets	1,888,529,325	1,683,964,586	204,564,739	12.1%
Current and other liabilities	148,106,347	164,774,655	(16,668,308)	(10.1%)
Project costs payable-leveraged loans	126,257,157	36,904,783	89,352,374	242.1%
Noncurrent bonds payable, net	1,047,011,082	974,593,105	72,417,977	7.4%
Total liabilities	1,321,374,586	1,176,272,543	145,102,043	12.3%
Net assets:				
Invested in capital assets	47,703	10,272	37,431	364.4%
Restricted	501,646,711	443,255,850	58,390,861	13.2%
Unrestricted	65,460,325	64,425,921	1,034,404	1.6%
Total Net assets	\$ 567,154,739	\$ 507,692,043	\$ 59,462,696	11.7%

Colorado Water Resources and Power Development Authority
(A Component Unit of the State of Colorado)

Management's Discussion and Analysis (Unaudited)
Years ended December 31, 2011 and 2010

The discussion below describes the changes to each of the three enterprise fund's summary schedule of net assets for the current year.

Water Operations Fund

One Small Hydro Loan Program direct loan and three Water Revenue Bonds Program (WRBP) leveraged loans for a combined total of \$30.2 million were executed in 2011. The increase in noncurrent loans receivable is a result of the new loan executions offset by \$30.4 million in loan principal payments, including \$12.9 million in prepayments from two borrowers. Similarly, the decrease in noncurrent bonds payable was the result of three bond issuances totaling \$27.7 million offset by \$29.5 million in bond principal payments, including \$13.5 million in bond defeasances related to the loan prepayments. New loan funding offset by \$10.4 million in project draws also contributed to increases in restricted assets and project costs payable-leveraged loans by \$16.2 million and \$19.6 million, respectively.

Water Operations Fund	Schedule 2			
	Summary of Net Assets as of December 31			
	2011	2010	Change	Pct Chg
Unrestricted current and other assets	\$ 99,883,475	\$ 98,196,772	\$ 1,686,703	1.7%
Restricted assets	87,050,316	70,874,674	16,175,642	22.8%
Capital assets, net	42,834	47,703	(4,869)	(10.2%)
Noncurrent loans receivable	449,635,522	448,969,830	665,692	0.1%
Total assets	<u>636,612,147</u>	<u>618,088,979</u>	<u>18,523,168</u>	3.0%
Current and other liabilities	34,994,481	32,696,003	2,298,478	7.0%
Project costs payable-leveraged loans	66,809,967	47,223,550	19,586,417	41.5%
Noncurrent bonds payable, net	446,845,290	448,831,522	(1,986,232)	(0.4%)
Total liabilities	<u>548,649,738</u>	<u>528,751,075</u>	<u>19,898,663</u>	3.8%
Net assets:				
Invested in capital assets	42,834	47,703	(4,869)	(10.2%)
Restricted	23,705,025	27,671,411	(3,966,386)	(14.3%)
Unrestricted	64,214,550	61,618,790	2,595,760	4.2%
Total Net assets	<u>\$ 87,962,409</u>	<u>\$ 89,337,904</u>	<u>\$ (1,375,495)</u>	(1.5%)

Water Pollution Control Fund

The deallocation of \$20.5 million, offset by the transfers from the reloan account to fund new direct loans, was the main contributor to the \$14.5 million increase in unrestricted current and other assets. During 2011, the Authority executed four leveraged loans and twelve direct loans, including four direct loans that received \$1.2 million in partial or full principal forgiveness related to requirements under the grant conditions, for the combined total of \$31.1 million. To fund the leveraged loans, the Authority issued bonds totaling \$14.6 million. Increases to noncurrent loans receivable from new loan funding was offset by \$37.7 million in loan principal payments, including two borrower prepayments, and \$5.6 million in loan reductions and principal forgiveness, contributing to the \$12.0 million decrease in noncurrent loans receivable. Likewise, the increase in noncurrent bonds payable from new bond issuances was offset by \$32.7 million in bond principal payments contributing to the \$18.3 million decrease.

Colorado Water Resources and Power Development Authority
(A Component Unit of the State of Colorado)

Management's Discussion and Analysis (Unaudited)
Years ended December 31, 2011 and 2010

The \$29.9 million decrease in project costs payable-leveraged loans was the net result of the deposit of bond proceeds totaling \$17.5 million in 2011 offset by \$47.4 million in project requisitions for new and previous year's executed leveraged loans. Project requisitions paid to leveraged loan and non-grant funded direct loan borrowers and deallocation to the reloan account contributed to the \$38.2 million decrease in restricted assets. The decrease was limited by the deposit of bond proceeds to fund new leveraged loans and the transfer from the reloan account to fund direct loans.

<i>Water Pollution Control Fund</i>	Schedule 3			
	Summary of Net Assets as of December 31			
	2011	2010	Change	Pct Chg
Unrestricted current and other assets	\$ 85,876,696	\$ 71,365,045	\$ 14,511,651	20.3%
Restricted assets	257,379,580	295,587,149	(38,207,569)	(12.9%)
Noncurrent loans receivable	518,013,655	529,994,880	(11,981,225)	(2.3%)
Total assets	<u>861,269,931</u>	<u>896,947,074</u>	<u>(35,677,143)</u>	(4.0%)
Current and other liabilities	63,439,533	65,090,403	(1,650,870)	(2.5%)
Project costs payable-leveraged loans	45,652,870	75,556,062	(29,903,192)	(39.6%)
Noncurrent bonds payable, net	432,204,904	450,532,427	(18,327,523)	(4.1%)
Total liabilities	<u>541,297,307</u>	<u>591,178,892</u>	<u>(49,881,585)</u>	(8.4%)
Net assets:				
Restricted	<u>319,972,624</u>	<u>305,768,182</u>	<u>14,204,442</u>	4.6%
Total Net assets	<u>\$ 319,972,624</u>	<u>\$ 305,768,182</u>	<u>\$ 14,204,442</u>	4.6%

Drinking Water Fund

The deallocation of \$7.6 million, offset by the transfers from the reloan account to fund new direct loans, was the main contributor to the \$8.6 million increase in unrestricted current and other assets. During 2011, the Authority executed one leveraged loan and thirteen direct loans, including five direct loans that received \$4.9 million in partial or full principal forgiveness related to grant condition requirements, for a combined total of \$39.9 million. To fund the leveraged loan, the Authority issued bonds totaling \$24.8 million. The \$17.9 million increase to noncurrent loans receivable resulted from new loan funding offset by \$15.0 million in loan repayments and \$6.2 million in loan reductions and principal forgiveness. Likewise, the \$13.7 million increase in noncurrent bonds payable was a result of new bond issuances offset by \$15.1 million in bond principal payments, including \$4.4 million in called bonds related to a borrower loan prepayment in 2010.

The \$19.1 million increase in project costs payable-leveraged loans was a net result of the deposit of bond proceeds totaling \$29.0 million in 2011, offset by \$9.9 million in project requisitions for new and previous year's executed leveraged loans. The deposit of bond proceeds to fund new leveraged loans and the transfer from the reloan account to fund direct loans contributed to the \$11.9 million increase in restricted assets. The increase was limited by project requisitions paid to leveraged loan and non-grant funded direct loan borrowers and deallocation to the reloan account.

Colorado Water Resources and Power Development Authority
(A Component Unit of the State of Colorado)

Management's Discussion and Analysis (Unaudited)
Years ended December 31, 2011 and 2010

<i>Drinking Water Fund</i>	Schedule 4			
	Summary of Net Assets as of December 31			
	2011	2010	Change	Pct Chg
Unrestricted current and other assets	\$ 52,286,446	\$ 43,736,069	\$ 8,550,377	19.5%
Restricted assets	112,066,701	100,178,082	11,888,619	11.9%
Noncurrent loans receivable	247,461,546	229,579,121	17,882,425	7.8%
Total assets	411,814,693	373,493,272	38,321,421	10.3%
Current and other liabilities	46,521,403	50,319,941	(3,798,538)	(7.5%)
Project costs payable-leveraged loans	22,571,556	3,477,545	19,094,011	549.1%
Noncurrent bonds payable, net	161,319,299	147,647,133	13,672,166	9.3%
Total liabilities	230,412,258	201,444,619	28,967,639	14.4%
Net assets:				
Restricted	177,380,561	168,207,118	9,173,443	5.5%
Unrestricted	4,021,874	3,841,535	180,339	4.7%
Total Net assets	\$ 181,402,435	\$ 172,048,653	\$ 9,353,782	5.4%

Summary of Changes in Net Assets

Overview

As described in the Notes to the Financial Statements, the Authority issues bonds to fund certain program loans. All bonds are paid from loan payments (principal and interest); however, in the WPCRF and DWRP, a portion of bond interest is paid by investment income earned on restricted assets held in the borrowers' project accounts and in bond debt service reserve funds and represents the loan interest subsidy provided to the borrowers.

Below are schedules showing the summary of changes in net assets by individual enterprise fund and in total. Like the complete statements located in the basic financial statements, these summary schedules show operating revenues, operating expenses, operating income (loss), other sources of revenue, and the changes in net assets in a comparative year format. These schedules quantify the changes in financial position of the Authority as a financing entity. For 2011, interest on investments and interest on loans contributed 19.2% and 58.5%, respectively, to total operating revenues. Interest on bonds and principal forgiveness contributed 73.7% and 10.7%, respectively, to total operating expenses.

The WPCRF and DWRP programs are allowed to collect a loan administrative fee surcharge to supplement the EPA grant funds available for the reimbursement of expenses related to grant administration. Beginning in 2009, the maximum annual administrative fee surcharge rate on DWRP loans, which is computed on the original loan receivable balance and is a component of loan interest, was increased from 0.8% to 1.25%. Due to the structure of the loan program, the increase in the administrative fee rate does not affect the subsidized loan rate charged to the borrowers. The administrative fee surcharge rate on WPCRF loans remains at 0.8%. Generally, these fees remain constant over the term of the loan. Zero interest rate loans (i.e.: certain disadvantaged community and ARRA loans) in both the WPCRF and DWRP programs are not assessed an administrative fee surcharge. (For

Colorado Water Resources and Power Development Authority
(A Component Unit of the State of Colorado)

Management's Discussion and Analysis (Unaudited)
Years ended December 31, 2011 and 2010

more information regarding the disadvantaged community loan program, see the Notes to the Financial Statements.)

Pursuant to the implementation of Governmental Accounting Standards Board Statement No. 33, *Accounting and Financial Reporting for Nonexchange Transactions*, for the WPCRF and the DWRF, federal capitalization grant revenues are recorded as nonoperating revenue. Grant revenue from the DWRF set asides and grant reimbursements for program administrative costs for both revolving funds are recorded as operating revenue.

For loans funded with grant dollars, each project requisition generates a draw from the respective program's grant(s). Capitalization grant revenue is shown below operating income (loss) on the Summary of Changes in Net Assets. The major factors that contribute to the amount of EPA capitalization grant revenue recognized are: 1) the number and size of loans funded with grant monies for the year; and 2) the type of loan (ARRA, base program direct, or leveraged, and/or 3) the demand for project cost reimbursements, including projects funded in prior years.

Total Enterprise Funds

Schedules 5A and 5B combine the results of activities of the three enterprise funds, shown in a comparative year format. Although restrictions exist on transfers of monies among the enterprise funds, these schedules provide information about the overall changes in financial position. As the schedules show, 2011 activity, supplemented by EPA capitalization grant draws, resulted in changes in net assets totaling \$22.2 million, \$59.5 million and \$5.7 million for 2011, 2010, and 2009, respectively.

Total combined interest on investments for 2011, 2010 and 2009 reflect a continued decline in investment rates. The average annual interest rate for COLOTRUST was 0.1% for 2011 compared to 0.2% for 2010 and 0.4% for 2009. The investment interest from additional restricted assets in 2010, not fully realized until 2011, was offset by the continued decline in investment rates resulting in \$0.6 million decrease in interest on investments in 2011 compared to the \$1.0 million decrease in 2010.

Over the three years, increases in interest on loans were limited by the funding of a majority of direct loans at lower or zero interest rates. In the years subsequent to the year of execution, new loans usually produce a full year's interest income, generally increasing loan interest income. However, other factors such as decreasing loan interest due to normal amortization, and credits to loan interest from refunding savings and additional earnings may affect interest on loans. Interest received from borrowers' prepayments during 2011 and the interest from a WRBP loan executed in 2010 contributed to the \$2.5 million increase in interest on loans in 2011. The increase in interest on loans was the principal contributor to the \$2.5 million net increase in operating revenues for 2011. In comparison, the \$0.8 million decrease in 2010 operating revenues resulted from the \$1.0 million decrease in interest on investments.

In the WPCRF and DWRF funds, administrative fee income is a component of total loan interest (but recorded separately) as discussed in the Overview of this section. In 2011 and 2010, administrative fee and other income increased \$0.5 million which correlates to WPCRF and DWRF loans executed during 2011, 2010 and 2009. The implementation of ARRA grant conditions, including principal forgiveness, (as described in the Notes to the Financial Statements) necessitated the addition of loan principal forgiven as a 2009 financial statement expense line item. In compliance with the conditions of the 2010 and 2011 grant awards in both the WPCRF and DWRF, certain loans executed in 2010 and 2011 received one-time

Colorado Water Resources and Power Development Authority
(A Component Unit of the State of Colorado)

Management's Discussion and Analysis (Unaudited)
Years ended December 31, 2011 and 2010

principal forgiveness as well. Loan principal forgiven totaled \$7.9 million, \$9.9 million and \$33.4 million for 2011, 2010 and 2009, respectively. For all three years, this additional operating expense was a major contributor to the operating loss.

<i>Total Enterprise Funds (2011- 2010)</i>		Schedule 5A		
Summary of Changes in Net Assets as of December 31				
	2011	2010	Change	Pct Chg
Operating revenues:				
Interest on loans	\$ 41,608,813	\$ 39,109,851	\$ 2,498,962	6.4%
Interest on investments	13,623,175	14,194,190	(571,015)	(4.0%)
Administrative fees and other income	9,347,643	8,854,690	492,953	5.6%
EPA grants	6,508,515	6,474,880	33,635	0.5%
Total operating revenues	<u>71,088,146</u>	<u>68,633,611</u>	<u>2,454,535</u>	3.6%
Operating expenses:				
Interest on bonds	54,175,900	50,961,274	3,214,626	6.3%
Grant administration	4,473,115	3,773,527	699,588	18.5%
Loan principal forgiven	7,880,017	9,926,993	(2,046,976)	(20.6%)
General, administrative, and other expenses	2,186,447	2,614,972	(428,525)	(16.4%)
EPA set asides	4,751,063	4,516,642	234,421	5.2%
Total operating expenses	<u>73,466,542</u>	<u>71,793,408</u>	<u>1,673,134</u>	2.3%
Operating income (loss)	(2,378,396)	(3,159,797)	781,401	(24.7%)
EPA capitalization grants	24,561,125	62,622,493	(38,061,368)	(60.8%)
Change in net assets	22,182,729	59,462,696	(37,279,967)	(62.7%)
Net assets – beginning of year	567,154,739	507,692,043	59,462,696	11.7%
Net assets – end of year	<u>\$ 589,337,468</u>	<u>\$ 567,154,739</u>	<u>\$ 22,182,729</u>	3.9%

<i>Total Enterprise Funds (2010- 2009)</i>		Schedule 5B		
Summary of Changes in Net Assets as of December 31				
	2010	2009	Change	Pct Chg
Operating revenues:				
Interest on loans	\$ 39,109,851	\$ 39,092,011	\$ 17,840	0.0%
Interest on investments	14,194,190	15,153,370	(959,180)	(6.3%)
Administrative fees and other income	8,854,690	8,395,702	458,988	5.5%
EPA grants	6,474,880	6,764,380	(289,500)	(4.3%)
Total operating revenues	<u>68,633,611</u>	<u>69,405,463</u>	<u>(771,852)</u>	(1.1%)
Operating expenses:				
Interest on bonds	50,961,274	50,984,759	(23,485)	(0.0%)
Grant administration	3,773,527	4,049,824	(276,297)	(6.8%)
Loan principal forgiven	9,926,993	33,364,125	(23,437,132)	(70.2%)
General, administrative, and other expenses	2,614,972	1,690,559	924,413	54.7%
EPA set asides	4,516,642	4,841,839	(325,197)	(6.7%)
Total operating expenses	<u>71,793,408</u>	<u>94,931,106</u>	<u>(23,137,698)</u>	(24.4%)
Operating income (loss)	(3,159,797)	(25,525,643)	22,365,846	(87.6%)
EPA capitalization grants	62,622,493	31,202,537	31,419,956	100.7%
Change in net assets	59,462,696	5,676,894	53,785,802	947.5%
Net assets – beginning of year	507,692,043	502,015,149	5,676,894	1.1%
Net assets – end of year	<u>\$ 567,154,739</u>	<u>\$ 507,692,043</u>	<u>\$ 59,462,696</u>	11.7%

Colorado Water Resources and Power Development Authority
(A Component Unit of the State of Colorado)

Management’s Discussion and Analysis (Unaudited)
Years ended December 31, 2011 and 2010

Combined EPA capitalization grants totaled \$24.6 million, \$62.6 million, and \$31.2 million for 2011, 2010, and 2009, respectively. As explained earlier in this section, grant funds are drawn as requisitions are paid to borrowers with projects financed with capitalization grant monies. ARRA grants were obligated to fund projects that were ready to proceed with construction. As a result of the expedited construction schedules, a majority of the \$62.4 million ARRA grants was drawn in 2010 and caused the \$31.4 million spike in EPA capitalization grants. Conversely, during 2011, project draws decreased because many ARRA projects reached or neared completion, resulting in a \$38.1 million decrease in EPA capitalization grants. Capitalization grant revenue was the primary contributor to the total change in net assets for 2011, 2010, and 2009.

Combined change in net assets decreased by \$37.3 million in 2011, compared to a \$53.8 million increase in 2010. The decrease in change in net assets in 2011 was primarily the result of the \$38.1 million decrease in EPA Capitalization grants. In 2010, the increase in change in net assets was primarily attributed to a decrease in loan principal forgiveness of \$23.4 million offset by an increase in EPA capitalization grants (\$31.4 million).

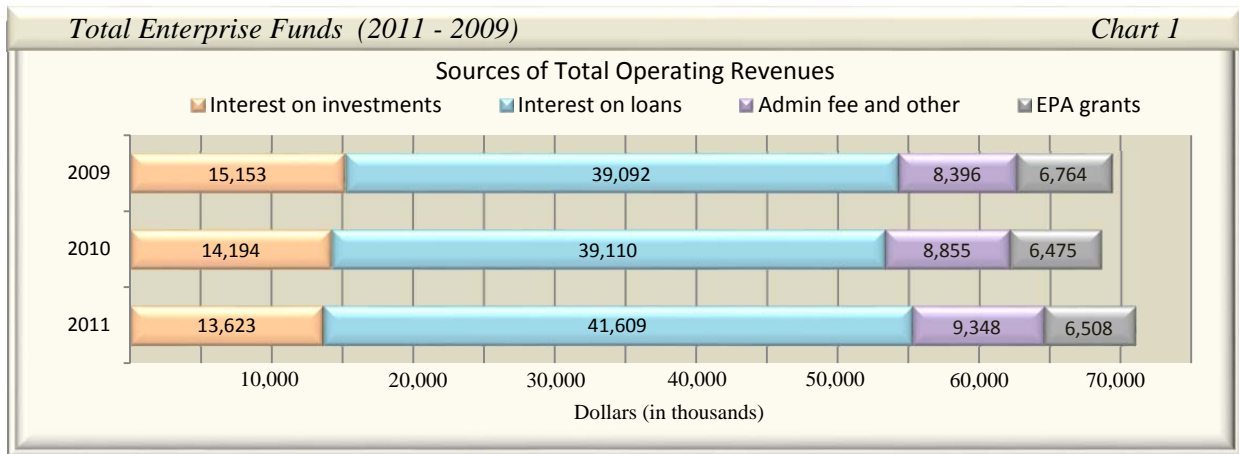


Chart 1 compares the major sources of combined operating revenues among the years. Note the increase in interest on loans and administrative and other income, which had the most impact on the increase in total operating revenues for 2011. The discussion below describes the changes to each of the three-enterprise fund’s summary schedule of changes in net assets and the associated charts provide visual information of the components of income and expense that impact the change in net assets for 2011 and 2010.

Water Operations Fund

Interest on investments is not affected by invested funds in the WRBP. The structure of the WRBP program allows borrowers to requisition accumulated investment income to pay for project costs, or to reduce their loan interest payable. The earnings on these investments are recorded as a liability (accounts payable – borrower) rather than as income. If a borrower elects to reduce scheduled loan interest payments by applying investment earnings from its project account, those earnings are recorded as loan interest income. However, if a borrower elects to use these earnings for payment of project costs, the reimbursement to the borrower reduces the liability accordingly. The largest source of interest on investments in the Water Operations Fund is generated by the investment pool managed by the Colorado

Colorado Water Resources and Power Development Authority
(A Component Unit of the State of Colorado)

Management's Discussion and Analysis (Unaudited)
Years ended December 31, 2011 and 2010

State Treasurer, which saw a decline in the average annual rate from 2.23% in 2010 to 1.57% in 2011 and a \$4.1 million decrease in investment balance.

<i>Water Operations Fund</i>	Schedule 6			
	Summary of Changes in Net Assets as of December 31			
	2011	2010	Change	Pct Chg
Operating revenues:				
Interest on loans	\$ 23,762,338	\$ 20,938,435	\$ 2,823,903	13.5%
Interest on investments	879,101	1,358,992	(479,891)	(35.3%)
Other	5	5	-	0.0%
Total operating revenues	<u>24,641,444</u>	<u>22,297,432</u>	<u>2,344,012</u>	10.5%
Operating expenses:				
Interest on bonds	24,225,805	21,232,307	2,993,498	14.1%
Loan principal forgiven	2,773	490	2,283	465.9%
General, administrative, and other expenses	1,788,361	2,341,653	(553,292)	(23.6%)
Total operating expenses	<u>26,016,939</u>	<u>23,574,450</u>	<u>2,442,489</u>	10.4%
Operating income (loss)	<u>(1,375,495)</u>	<u>(1,277,018)</u>	<u>(98,477)</u>	7.7%
Change in net assets	(1,375,495)	(1,277,018)	(98,477)	7.7%
Net assets – beginning of year	89,337,904	90,614,922	(1,277,018)	(1.4%)
Net assets – end of year	<u>\$ 87,962,409</u>	<u>\$ 89,337,904</u>	<u>\$ (1,375,495)</u>	(1.5%)

Interest earned on the three WRBP loans executed in 2011 and one in 2010, plus interest received from two loan prepayments (one WRBP and one SWRP), contributed to the \$2.8 million increase in interest on loans. The \$3.0 million increase in interest on bonds is related to the same factors for the increase in interest on loans. The bonds associated with the two loan prepayments were legally defeased when the prepayments were received and the total bond interest expense was recognized in 2011.

In 2010, the Authority's Board of Directors approved the cost to design the Long Hollow dam and reservoir in southwestern Colorado. Engineering and other costs associated with this project decreased from \$1.4 million in 2010 to \$0.8 million dollars in 2011, which contributed to the \$0.6 million decrease in general, administrative and other expenses.

Water Pollution Control Fund

Interest on loans in this fund is affected by several factors; additional interest resulting from new loans executed, declining interest due to normal loan amortization, and various credits, in addition to normal subsidy credits, that adjust loan interest from time to time. Also, certain ARRA loans and disadvantaged community base program loans have zero interest rates that will not add to interest on loans. In 2011, the net effect of these factors resulted in a net decrease in interest on loans.

Colorado Water Resources and Power Development Authority
(A Component Unit of the State of Colorado)

Management's Discussion and Analysis (Unaudited)
Years ended December 31, 2011 and 2010

<i>Water Pollution Control Fund</i>	Schedule 7			
	Summary of Changes in Net Assets as of December 31			
	2011	2010	Change	Pct Chg
Operating revenues:				
Interest on loans	\$ 13,249,962	\$ 13,285,546	\$ (35,584)	(0.3%)
Interest on investments	9,298,756	9,127,316	171,440	1.9%
Administrative fee and other income	6,258,525	6,177,337	81,188	1.3%
EPA grants-administrative	821,044	1,000,079	(179,035)	(17.9%)
Total operating revenues	<u>29,628,287</u>	<u>29,590,278</u>	<u>38,009</u>	0.1%
Operating expenses:				
Interest on bonds	22,112,799	21,908,768	204,031	0.9%
Grant administration	2,709,056	2,012,272	696,784	34.6%
Loan principal forgiven	2,583,232	2,603,408	(20,176)	(0.8%)
General, administrative, and other expenses	213,806	217,979	(4,173)	(1.9%)
Total operating expenses	<u>27,618,893</u>	<u>26,742,427</u>	<u>876,466</u>	3.3%
Operating income (loss)	2,009,394	2,847,851	(838,457)	(29.4%)
EPA capitalization grants	12,376,224	26,153,788	(13,777,564)	(52.7%)
Transfers in (out)	<u>(181,176)</u>	<u>(229,942)</u>	<u>48,766</u>	(21.2%)
Change in net assets	14,204,442	28,771,697	(14,567,255)	(50.6%)
Net assets – beginning of year	305,768,182	276,996,485	28,771,697	10.4%
Net assets – end of year	<u>\$ 319,972,624</u>	<u>\$ 305,768,182</u>	<u>\$ 14,204,442</u>	4.6%

Generally, in the WPCRF, bonds and loans have maturities of 20 years; therefore, the fund has reached its financial maturity. Financial activity for new bonds and loans is being offset by the amortization of existing bonds and loans, resulting in year-to-year comparable operating revenues and expenses. However, in 2011, grant administration expenses totaled \$2.7 million, an increase of \$0.7 million, due, in part, to special projects conducted by the Water Quality Control Division of the Colorado Department of Public Health and Environment. Operating income of \$2.0 million plus \$12.4 million in EPA capitalization grants resulted in a change in fund net assets of \$14.2 million, a decrease of \$14.6 million compared to 2010. As discussed above in the Overview section, decreases in ARRA project draws resulted in the \$13.8 million decrease in EPA capitalization grants.

Drinking Water Fund

Interest on loans is affected by several factors; additional interest resulting from new loans executed, declining interest due to normal loan amortization, and various credits, in addition to normal subsidy credits, that adjust loan interest from time to time. Certain ARRA loans and disadvantaged community base program loans have zero interest rates that will not add to interest on loans. For certain loans, a majority or all of the loan interest is allocated to administrative fee income. In 2011, the net effect of these factors resulted in the \$0.3 million decrease in interest on loans and the \$0.4 million increase to administrative fee and other income.

Colorado Water Resources and Power Development Authority
(A Component Unit of the State of Colorado)

Management's Discussion and Analysis (Unaudited)
Years ended December 31, 2011 and 2010

<i>Drinking Water Fund</i>	Schedule 8			
	Summary of Changes in Net Assets as of December 31			
	2011	2010	Change	Pct Chg
Operating revenues:				
Interest on loans	\$ 4,596,513	\$ 4,885,870	\$ (289,357)	(5.9%)
Interest on investments	3,445,318	3,707,882	(262,564)	(7.1%)
Administrative fee and other income	3,089,113	2,677,348	411,765	15.4%
EPA grants	5,687,471	5,474,801	212,670	3.9%
Total operating revenues	<u>16,818,415</u>	<u>16,745,901</u>	<u>72,514</u>	0.4%
Operating expenses:				
Interest on bonds	7,837,296	7,820,199	17,097	0.2%
Grant administration	1,764,059	1,761,255	2,804	0.2%
Loan principal forgiven	5,294,012	7,323,095	(2,029,083)	(27.7%)
General, administrative, and other expenses	184,280	55,340	128,940	233.0%
EPA set asides	4,751,063	4,516,642	234,421	5.2%
Total operating expenses	<u>19,830,710</u>	<u>21,476,531</u>	<u>(1,645,821)</u>	(7.7%)
Operating income (loss)	(3,012,295)	(4,730,630)	1,718,335	(36.3%)
EPA capitalization grants	12,184,901	36,468,705	(24,283,804)	(66.6%)
Transfers in (out)	181,176	229,942	(48,766)	(21.2%)
Change in net assets	9,353,782	31,968,017	(22,614,235)	(70.7%)
Net assets – beginning of year	<u>172,048,653</u>	<u>140,080,636</u>	<u>31,968,017</u>	22.8%
Net assets – end of year	<u>\$ 181,402,435</u>	<u>\$ 172,048,653</u>	<u>\$ 9,353,782</u>	5.4%

Interest on investments is also affected by several factors; changes in average annual COLOTRUST and other investment interest rates and investment balances (restricted assets). The decrease in interest on investment is attributed to the COLOTRUST average annualized interest rate decrease from 0.2% in 2010 to 0.1% in 2011. In 2011, the net effect of these factors resulted in a \$0.3 million decrease in interest on investments.

Loan principal forgiven totaled \$5.3 million in 2011, a \$2.0 million decrease from 2010. As required by the conditions of EPA capitalization grants, five projects funded in 2011 received principal forgiveness totaling \$4.9 million compared to nine projects funded in 2010 that received \$7.2 million in principal forgiveness. Principal forgiveness expense represented 26.7% of operating expenses in 2011 compared to 34.1% in 2010. The decrease in principal forgiveness was the primary contributor to the \$1.6 million decrease in operating expenses in 2011 and the \$1.7 million reduction in operating loss.

Net operating loss of \$3.0 million offset by \$12.2 million in EPA capitalization grants resulted in a change in fund net assets of \$9.4 million, a decrease of \$22.6 million compared to 2010. As discussed above in the Overview section, decreases in ARRA project draws resulted in the \$24.3 million decrease in EPA capitalization grants.

Economic Factors:

The demand for financing water and wastewater infrastructure projects is not affected by general economic conditions. The primary factors that affect demand are:

Colorado Water Resources and Power Development Authority
(A Component Unit of the State of Colorado)

Management's Discussion and Analysis (Unaudited)
Years ended December 31, 2011 and 2010

- More stringent, federal water quality standards often mandate the replacement of or upgrades to infrastructure.
- Colorado's population continues to increase, requiring plant expansions.
- The need to replace aging infrastructure is expanding.
- Low interest rates on municipal bonds issued by the Authority result in lower loan interest rates, especially those loans subsidized by the WPCRF and DWRF, thereby making project financing more affordable for local communities.
- If future EPA capitalization grants include conditions that mandate additional subsidies, such as principal forgiveness, the demand for loans will likely remain strong. Loan principal forgiveness reduces future loan capacity for both SRF programs.

The Authority plans to continue subsidizing loan interest rates for borrowers in both the WPCRF and DWRF in 2012. As of December 31, 2011, out of the total amount of EPA capitalization grant funds awarded to the WPCRF through 2011, \$2.2 million remains unobligated and available for loans. As of December 31, 2011, out of the total amount of EPA capitalization grant funds awarded to the DWRF, \$9.4 million remains unobligated and available for loans.

The disadvantaged community (DC) loan programs are explained in Note 1 in the Notes to the Financial Statements. Both revolving fund programs strongly support assistance to small disadvantaged communities. As of December 31, 2011, 92 base program DC loans had been executed, 57 in the DWRF and 35 in the WPCRF, with original principal amounts of \$45.3 million and \$25.6 million, respectively. Of the 92 loans, 43 are financed at a zero percent interest rate, 21 are financed at reduced rates and 30 received principal forgiveness. Administrative fees are not assessed on zero percent loans. The foregone loan interest and administrative fees reduce the funds available for new loans and to pay administrative expenses; however, the financial impact to the programs is currently deemed acceptable in light of the benefits to the disadvantaged communities.

Colorado's share of the 2012 Clean Water Revolving Fund grant allotment (for the WPCRF) is \$11.3 million and the Drinking Water Revolving Fund grant allotment is \$15.9 million. The Authority has submitted applications for both grants. The Authority continues to closely monitor the ratings of the counterparties of the remaining repurchase agreements and the collateral that secures the repurchase agreements, as described in the Notes to the Financial Statements, and the Authority will take appropriate action, as allowed under the terms of the agreements, if needed, to be reasonably assured that funds will be available when needed and/or that the ratings on the respective bonds are not lowered. As discussed in the current economic conditions note to the financial statements, the Authority continues to monitor its loan portfolio for the potential impact resulting from current economic conditions at the state and local level.

Requests for Information

This financial report was designed to provide a general overview for all those with an interest in the Authority's finances. Questions concerning any of the information provided in this report or request for additional financial information should be addressed to:

Duane Dohrer, Controller
Colorado Water Resources & Power Development Authority
1580 Logan Street, Suite 620
Denver, CO 80203

THIS PAGE LEFT BLANK INTENTIONALLY

**Colorado Water Resources
and Power Development Authority**
(A Component Unit of the State of Colorado)
Statement of Net Assets
December 31, 2011

Assets	Water Operations	Water Pollution Control	Drinking Water	Totals
Current assets:				
Cash and cash equivalents	\$ 49,371,816	\$ 40,528,981	\$ 32,202,079	\$ 122,102,876
Federal grants receivable	-	13,868	1,652,967	1,666,835
Investment income receivable	60,220	341,643	148,032	549,895
Loans receivable	15,955,975	37,966,185	16,007,615	69,929,775
Due from other funds	2,579,121	-	-	2,579,121
Accounts receivable – borrowers	7,090,524	7,026,019	2,275,753	16,392,296
Other assets	39,609	-	-	39,609
Restricted assets:				
Cash and cash equivalents	28,434,614	38,289,437	23,135,715	89,859,766
Investments	-	24,860,196	8,757,915	33,618,111
Investment income receivable	226,518	683,689	311,529	1,221,736
Securities not held for investment	27,492,000	-	-	27,492,000
Total current assets	131,250,397	149,710,018	84,491,605	365,452,020
Noncurrent assets:				
Restricted assets:				
Cash and cash equivalents	11,899,238	4,596,781	9,625,424	26,121,443
Investments	-	186,442,407	69,463,597	255,906,004
Investment income receivable	1,946	2,507,070	772,521	3,281,537
Securities not held for investment	18,996,000	-	-	18,996,000
Advance receivable	12,078,243	-	-	12,078,243
Loans receivable	449,635,522	518,013,655	247,461,546	1,215,110,723
Water depletion rights – Animas-La Plata	7,646,901	-	-	7,646,901
Capital assets – equipment, net of accumulated depreciation of \$100,905	42,834	-	-	42,834
Other assets	5,061,066	-	-	5,061,066
Total noncurrent assets	505,361,750	711,559,913	327,323,088	1,544,244,751
Total assets	636,612,147	861,269,931	411,814,693	1,909,696,771
Liabilities and Net Assets				
Current liabilities:				
Project costs payable – direct loans	-	16,428,436	22,019,402	38,447,838
Project costs payable – leveraged loans	48,015,825	45,441,230	21,186,556	114,643,611
Bonds payable	16,230,000	32,870,000	11,105,000	60,205,000
Accrued interest payable	6,346,891	7,097,538	2,579,138	16,023,567
Accounts payable – borrowers	1,335,001	-	-	1,335,001
Accounts payable – other	2,332,528	40,870	-	2,373,398
Due to other funds	-	698,172	1,880,949	2,579,121
Other liabilities	-	1,231,572	190,625	1,422,197
Total current liabilities	74,260,245	103,807,818	58,961,670	237,029,733
Noncurrent liabilities:				
Project costs payable – direct loans	-	400,000	300,000	700,000
Project costs payable – leveraged loans	18,794,142	211,640	1,385,000	20,390,782
Bonds payable, net	446,845,290	432,204,904	161,319,299	1,040,369,493
Advance payable	-	3,975,643	8,102,600	12,078,243
Debt service reserve deposit	7,458,875	-	-	7,458,875
Deferred revenue	-	444,622	70,184	514,806
Other liabilities	1,291,186	252,680	273,505	1,817,371
Total noncurrent liabilities	474,389,493	437,489,489	171,450,588	1,083,329,570
Total liabilities	548,649,738	541,297,307	230,412,258	1,320,359,303
Net assets:				
Invested in capital assets	42,834	-	-	42,834
Restricted	23,705,025	319,972,624	177,380,561	521,058,210
Unrestricted	64,214,550	-	4,021,874	68,236,424
Total net assets	\$ 87,962,409	\$ 319,972,624	\$ 181,402,435	\$ 589,337,468

See accompanying notes to financial statements

**Colorado Water Resources
and Power Development Authority**
(A Component Unit of the State of Colorado)
Statement of Net Assets
December 31, 2010

Assets	Water Operations	Water Pollution Control	Drinking Water	Totals
Current assets:				
Cash and cash equivalents	\$ 53,841,953	\$ 25,527,732	\$ 24,809,611	\$ 104,179,296
Federal grants receivable	-	178,895	1,540,099	1,718,994
Investment income receivable	95,165	363,903	163,883	622,951
Loans receivable	16,838,805	38,166,705	15,210,865	70,216,375
Due from other funds	2,133,741	-	-	2,133,741
Accounts receivable – borrowers	6,290,024	7,127,810	2,011,611	15,429,445
Other assets	26,830	-	-	26,830
Restricted assets:				
Cash and cash equivalents	11,871,414	41,823,619	25,509,474	79,204,507
Investments	-	48,535,447	4,231,731	52,767,178
Investment income receivable	221,824	957,726	296,827	1,476,377
Securities not held for investment	7,884,000	-	-	7,884,000
Total current assets	<u>99,203,756</u>	<u>162,681,837</u>	<u>73,774,101</u>	<u>335,659,694</u>
Noncurrent assets:				
Restricted assets:				
Cash and cash equivalents	10,101,691	7,408,186	12,177,521	29,687,398
Investments	-	194,452,059	57,269,426	251,721,485
Investment income receivable	2,745	2,410,112	693,103	3,105,960
Securities not held for investment	40,793,000	-	-	40,793,000
Advance receivable	6,312,543	-	-	6,312,543
Loans receivable	448,969,830	529,994,880	229,579,121	1,208,543,831
Water depletion rights – Animas-La Plata	7,646,901	-	-	7,646,901
Capital assets – equipment, net of accumulated depreciation of \$86,814	47,703	-	-	47,703
Other assets	5,010,810	-	-	5,010,810
Total noncurrent assets	<u>518,885,223</u>	<u>734,265,237</u>	<u>299,719,171</u>	<u>1,552,869,631</u>
Total assets	<u>618,088,979</u>	<u>896,947,074</u>	<u>373,493,272</u>	<u>1,888,529,325</u>
Liabilities and Net Assets				
Current liabilities:				
Project costs payable – direct loans	-	18,011,539	20,388,552	38,400,091
Project costs payable – leveraged loans	3,206,997	62,126,899	3,477,545	68,811,441
Bonds payable	15,990,000	32,710,000	15,095,000	63,795,000
Accrued interest payable	5,867,730	7,432,505	2,506,084	15,806,319
Accounts payable – borrowers	397,375	-	-	397,375
Accounts payable – other	2,163,846	39,064	-	2,202,910
Due to other funds	-	419,135	1,714,606	2,133,741
Other liabilities	-	1,477,633	521,370	1,999,003
Total current liabilities	<u>27,625,948</u>	<u>122,216,775</u>	<u>43,703,157</u>	<u>193,545,880</u>
Noncurrent liabilities:				
Project costs payable – direct loans	-	1,775,000	4,619,087	6,394,087
Project costs payable – leveraged loans	44,016,553	13,429,163	-	57,445,716
Bonds payable, net	448,831,522	450,532,427	147,647,133	1,047,011,082
Advance payable	-	1,497,743	4,814,800	6,312,543
Debt service reserve deposit	6,986,913	-	-	6,986,913
Deferred revenue	-	467,509	100,351	567,860
Other liabilities	1,290,139	1,260,275	560,091	3,110,505
Total noncurrent liabilities	<u>501,125,127</u>	<u>468,962,117</u>	<u>157,741,462</u>	<u>1,127,828,706</u>
Total liabilities	<u>528,751,075</u>	<u>591,178,892</u>	<u>201,444,619</u>	<u>1,321,374,586</u>
Net assets:				
Invested in capital assets	47,703	-	-	47,703
Restricted	27,671,411	305,768,182	168,207,118	501,646,711
Unrestricted	61,618,790	-	3,841,535	65,460,325
Total net assets	<u>\$ 89,337,904</u>	<u>\$ 305,768,182</u>	<u>\$ 172,048,653</u>	<u>\$ 567,154,739</u>

See accompanying notes to financial statements

**Colorado Water Resources
and Power Development Authority
(A Component Unit of the State of Colorado)
Statement of Revenues, Expenses and Changes in Fund Net Assets
Year Ended December 31, 2011**

	<u>Water Operations</u>	<u>Water Pollution Control</u>	<u>Drinking Water</u>	<u>Totals</u>
Operating revenues:				
Interest on loans	\$ 23,762,338	\$ 13,249,962	\$ 4,596,513	\$ 41,608,813
Interest on investments	879,101	9,298,756	3,445,318	13,623,175
Loan administrative fees	-	6,220,983	3,061,163	9,282,146
EPA grants	-	821,044	5,687,471	6,508,515
Other	5	37,542	27,950	65,497
Total operating revenues	<u>24,641,444</u>	<u>29,628,287</u>	<u>16,818,415</u>	<u>71,088,146</u>
Operating expenses:				
Interest on bonds	24,225,805	22,112,799	7,837,296	54,175,900
Grant administration	-	2,709,056	1,764,059	4,473,115
Project expenses	1,155,554	-	-	1,155,554
General and administrative	632,807	-	-	632,807
EPA set asides	-	-	4,751,063	4,751,063
Loan principal forgiven (includes \$6,150,634 under 2011 grant requirements)	2,773	2,583,232	5,294,012	7,880,017
Other	-	213,806	184,280	398,086
Total operating expenses	<u>26,016,939</u>	<u>27,618,893</u>	<u>19,830,710</u>	<u>73,466,542</u>
Operating income (loss)	(1,375,495)	2,009,394	(3,012,295)	(2,378,396)
EPA capitalization grants	-	12,376,224	12,184,901	24,561,125
Transfers in (out)	-	(181,176)	181,176	-
Change in net assets	(1,375,495)	14,204,442	9,353,782	22,182,729
Net assets – beginning of year	<u>89,337,904</u>	<u>305,768,182</u>	<u>172,048,653</u>	<u>567,154,739</u>
Net assets – end of year	<u>\$ 87,962,409</u>	<u>\$ 319,972,624</u>	<u>\$ 181,402,435</u>	<u>\$ 589,337,468</u>

See accompanying notes to financial statements

**Colorado Water Resources
and Power Development Authority
(A Component Unit of the State of Colorado)
Statement of Revenues, Expenses and Changes in Fund Net Assets
Year Ended December 31, 2010**

	<u>Water Operations</u>	<u>Water Pollution Control</u>	<u>Drinking Water</u>	<u>Totals</u>
Operating revenues:				
Interest on loans	\$ 20,938,435	\$ 13,285,546	\$ 4,885,870	\$ 39,109,851
Interest on investments	1,358,992	9,127,316	3,707,882	14,194,190
Loan administrative fees	-	6,082,167	2,677,348	8,759,515
EPA grants	-	1,000,079	5,474,801	6,474,880
Other	5	95,170	-	95,175
Total operating revenues	<u>22,297,432</u>	<u>29,590,278</u>	<u>16,745,901</u>	<u>68,633,611</u>
Operating expenses:				
Interest on bonds	21,232,307	21,908,768	7,820,199	50,961,274
Grant administration	-	2,012,272	1,761,255	3,773,527
Project expenses	1,761,994	-	-	1,761,994
General and administrative	579,659	-	-	579,659
EPA set asides	-	-	4,516,642	4,516,642
Loan principal forgiven (includes \$9,092,696 under 2010 grant requirements)	490	2,603,408	7,323,095	9,926,993
Other	-	217,979	55,340	273,319
Total operating expenses	<u>23,574,450</u>	<u>26,742,427</u>	<u>21,476,531</u>	<u>71,793,408</u>
Operating income (loss)	(1,277,018)	2,847,851	(4,730,630)	(3,159,797)
EPA capitalization grants	-	26,153,788	36,468,705	62,622,493
Transfers in (out)	-	(229,942)	229,942	-
Change in net assets	(1,277,018)	28,771,697	31,968,017	59,462,696
Net assets – beginning of year	<u>90,614,922</u>	<u>276,996,485</u>	<u>140,080,636</u>	<u>507,692,043</u>
Net assets – end of year	<u>\$ 89,337,904</u>	<u>\$ 305,768,182</u>	<u>\$ 172,048,653</u>	<u>\$ 567,154,739</u>

See accompanying notes to financial statements

**Colorado Water Resources
and Power Development Authority
(A Component Unit of the State of Colorado)
Statement of Cash Flows
Year Ended December 31, 2011**

	<u>Water Operations</u>	<u>Water Pollution Control</u>	<u>Drinking Water</u>	<u>Totals</u>
Cash flows from operating activities:				
Loan administrative fees received	\$ -	\$ 6,121,096	\$ 2,960,972	\$ 9,082,068
Federal funds received	-	986,071	5,574,603	6,560,674
Cash payments for salaries and related benefits	(577,770)	(415,900)	(269,886)	(1,263,556)
Cash payments to other state agencies for services	-	(1,240,676)	(1,154,334)	(2,395,010)
Cash payments to vendors	(1,482,038)	(937,264)	(5,108,838)	(7,528,140)
Net cash provided (used) by operating activities	<u>(2,059,808)</u>	<u>4,513,327</u>	<u>2,002,517</u>	<u>4,456,036</u>
Cash flows from noncapital financing activities:				
Proceeds from the sale of bonds	28,460,340	15,211,044	25,544,825	69,216,209
Deposits for option to purchase water depletion rights	1,802	-	-	1,802
Federal funds received	-	12,376,224	12,184,901	24,561,125
Principal paid on bonds	(29,475,000)	(32,710,000)	(15,095,000)	(77,280,000)
Bond call premium paid	-	-	(21,975)	(21,975)
Reduction in debt service reserve	(488,831)	-	-	(488,831)
Interest paid on bonds	(23,154,784)	(22,525,289)	(7,782,076)	(53,462,149)
Cash payment for bond issuance costs	(582,808)	(207,408)	(280,754)	(1,070,970)
Net cash provided (used) by noncapital financing activities	<u>(25,239,281)</u>	<u>(27,855,429)</u>	<u>14,549,921</u>	<u>(38,544,789)</u>
Cash flows from capital and related financing activities:				
Purchase of capital assets	(9,397)	-	-	(9,397)
Cash flows from investing activities:				
Proceeds from sales or maturities of investments	7,884,000	48,364,805	9,700,460	65,949,265
Interest received on investments	1,924,605	9,752,133	3,353,058	15,029,796
Interest received on loans	22,961,838	13,428,754	4,402,396	40,792,988
Principal repayments from localities on loans	30,373,977	37,663,490	14,963,894	83,001,361
Cash received from (paid to) other accounts	(5,765,700)	2,296,724	3,468,976	-
Purchase of investments	-	(16,779,126)	(26,420,815)	(43,199,941)
Purchase of securities not held for investment	(5,687,466)	-	-	(5,687,466)
Cash disbursed to localities for loans	(10,407,740)	(61,270,622)	(22,972,463)	(94,650,825)
Cash payment for arbitrage rebate	-	(1,458,394)	(581,332)	(2,039,726)
Cash payments of interest to borrowers	(84,418)	-	-	(84,418)
Net cash provided (used) by investing activities	<u>41,199,096</u>	<u>31,997,764</u>	<u>(14,085,826)</u>	<u>59,111,034</u>
Net increase in cash and cash equivalents	13,890,610	8,655,662	2,466,612	25,012,884
Cash and cash equivalents, beginning of year	75,815,058	74,759,537	62,496,606	213,071,201
Cash and cash equivalents, end of year	<u>\$ 89,705,668</u>	<u>\$ 83,415,199</u>	<u>\$ 64,963,218</u>	<u>\$ 238,084,085</u>

(continued)

**Colorado Water Resources
and Power Development Authority
(A Component Unit of the State of Colorado)
Statement of Cash Flows (Continued)
Year Ended December 31, 2011**

	<u>Water Operations</u>	<u>Water Pollution Control</u>	<u>Drinking Water</u>	<u>Totals</u>
Reconciliation of cash and cash equivalents to statement of net assets				
Unrestricted cash and cash equivalents	\$ 49,371,816	\$ 40,528,981	\$ 32,202,079	\$ 122,102,876
Current restricted cash and cash equivalents	28,434,614	38,289,437	23,135,715	89,859,766
Noncurrent restricted cash and cash equivalents	11,899,238	4,596,781	9,625,424	26,121,443
Total cash and cash equivalents	<u>\$ 89,705,668</u>	<u>\$ 83,415,199</u>	<u>\$ 64,963,218</u>	<u>\$ 238,084,085</u>
Reconciliation of operating income (loss) to net cash provided (used) by operating activities:				
Operating income (loss)	\$ (1,375,495)	\$ 2,009,394	\$ (3,012,295)	\$ (2,378,396)
Adjustments to reconcile operating income (loss) to net cash provided (used) by operating activities:				
Depreciation expense	14,266	-	-	14,266
Accrued sick leave expense	(700)	-	-	(700)
Interest on bonds	24,225,805	22,112,799	7,837,296	54,175,900
Cost of issuance adjustments	-	(37,542)	(27,950)	(65,492)
Interest on loans	(23,762,338)	(13,249,962)	(4,596,513)	(41,608,813)
Interest on investments	(879,101)	(9,298,756)	(3,445,318)	(13,623,175)
Put fees on Treasury bonds	-	49,985	-	49,985
Loan principal forgiven	2,773	2,583,232	5,294,012	7,880,017
Amortization of deferred revenue	-	(56,510)	(16,579)	(73,089)
Change in assets and liabilities:				
(Increase) in due from other funds	(456,846)	-	-	(456,846)
(Increase) in accounts receivable – borrowers	-	(43,377)	(83,611)	(126,988)
Decrease (Increase) in federal grant receivables	-	165,027	(112,868)	52,159
Decrease in deposits	4,460	-	-	4,460
(Increase) in other assets	(1,314)	-	-	(1,314)
Increase in accounts payable – other	168,682	-	-	168,682
Increase in due to other funds	-	279,037	166,343	445,380
Net cash provided (used) by operating activities	<u>\$ (2,059,808)</u>	<u>\$ 4,513,327</u>	<u>\$ 2,002,517</u>	<u>\$ 4,456,036</u>
Supplemental cash flows information				
Noncash investing activities				
Loans receivable issued related to projects payable	\$ 27,664,999	\$ 31,114,484	\$ 39,872,180	\$ 98,651,663
Fair market value adjustment on investments	-	99,226	-	99,226
Amortization of deferred loan interest income	-	19,062	13,587	32,649
Principal forgiveness/reductions on loans	2,773	5,632,738	6,229,111	11,864,622
Noncash noncapital financing activities				
Amortization of deferred amount from refunding	63,768	77,523	17,834	159,125
Amortization of bond issuance costs	528,094	-	-	528,094
Other	-	37,481	-	37,481

See accompanying notes to financial statements

**Colorado Water Resources
and Power Development Authority
(A Component Unit of the State of Colorado)
Statement of Cash Flows
Year Ended December 31, 2010**

	<u>Water Operations</u>	<u>Water Pollution Control</u>	<u>Drinking Water</u>	<u>Totals</u>
Cash flows from operating activities:				
Loan administrative fees received	\$ -	\$ 5,908,862	\$ 2,670,689	\$ 8,579,551
Federal funds received	-	974,162	5,237,974	6,212,136
Cash payments for salaries and related benefits	(540,877)	(420,576)	(302,721)	(1,264,174)
Cash payments to other state agencies for services	-	(1,273,474)	(1,064,295)	(2,337,769)
Cash payments to vendors	(1,859,472)	(623,062)	(4,689,321)	(7,171,855)
Net cash provided (used) by operating activities	<u>(2,400,349)</u>	<u>4,565,912</u>	<u>1,852,326</u>	<u>4,017,889</u>
Cash flows from noncapital financing activities:				
Proceeds from the sale of bonds	51,417,088	99,169,979	-	150,587,067
Deposits for option to purchase water depletion rights	2,464	-	-	2,464
Federal funds received	-	26,153,788	36,468,705	62,622,493
Principal paid on bonds	(23,295,000)	(29,700,000)	(10,760,000)	(63,755,000)
Interest paid on bonds	(20,480,038)	(21,371,528)	(7,998,345)	(49,849,911)
Cash payment for bond issuance costs	(554,276)	(658,237)	-	(1,212,513)
Net cash provided by noncapital financing activities	<u>7,090,238</u>	<u>73,594,002</u>	<u>17,710,360</u>	<u>98,394,600</u>
Cash flows from capital and related financing activities:				
Purchase of capital assets	<u>(46,668)</u>	<u>-</u>	<u>-</u>	<u>(46,668)</u>
Cash flows from investing activities:				
Proceeds from sales or maturities of investments	8,844,224	38,527,303	3,935,801	51,307,328
Interest received on investments	1,489,378	9,461,387	3,388,901	14,339,666
Interest received on loans	20,344,458	12,840,847	5,244,445	38,429,750
Principal repayments from localities on loans	24,680,261	35,865,235	19,187,523	79,733,019
Loan prepayment for bond call premium	-	-	21,975	21,975
Cash received from (paid to) other accounts	(5,074,400)	29,657	5,044,743	-
Purchase of investments	(8,844,224)	(111,530,911)	(1,434,611)	(121,809,746)
Purchase of securities not held for investment	(50,547,429)	-	-	(50,547,429)
Refund of investment in water rights	407,523	-	-	407,523
Cash disbursed to localities for loans	(12,638,938)	(66,979,562)	(46,527,567)	(126,146,067)
Cash payment for arbitrage rebate	-	(657,075)	(1,930,952)	(2,588,027)
Cash payments of interest to borrowers	(1,340,070)	-	-	(1,340,070)
Net cash used by investing activities	<u>(22,679,217)</u>	<u>(82,443,119)</u>	<u>(13,069,742)</u>	<u>(118,192,078)</u>
Net increase (decrease) in cash and cash equivalents	(18,035,996)	(4,283,205)	6,492,944	(15,826,257)
Cash and cash equivalents, beginning of year	93,851,054	79,042,742	56,003,662	228,897,458
Cash and cash equivalents, end of year	<u>\$ 75,815,058</u>	<u>\$ 74,759,537</u>	<u>\$ 62,496,606</u>	<u>\$ 213,071,201</u>

(continued)

**Colorado Water Resources
and Power Development Authority
(A Component Unit of the State of Colorado)
Statement of Cash Flows (Continued)
Year Ended December 31, 2010**

	<u>Water Operations</u>	<u>Water Pollution Control</u>	<u>Drinking Water</u>	<u>Totals</u>
Reconciliation of cash and cash equivalents to statement of net assets				
Unrestricted cash and cash equivalents	\$ 53,841,953	\$ 25,527,732	\$ 24,809,611	\$ 104,179,296
Current restricted cash and cash equivalents	11,871,414	41,823,619	25,509,474	79,204,507
Noncurrent restricted cash and cash equivalents	10,101,691	7,408,186	12,177,521	29,687,398
Total cash and cash equivalents	<u>\$ 75,815,058</u>	<u>\$ 74,759,537</u>	<u>\$ 62,496,606</u>	<u>\$ 213,071,201</u>
Reconciliation of operating income (loss) to net cash provided (used) by operating activities:				
Operating income (loss)	\$ (1,277,018)	\$ 2,847,851	\$ (4,730,630)	\$ (3,159,797)
Adjustments to reconcile operating income (loss) to net cash provided (used) by operating activities:				
Depreciation expense	9,237	-	-	9,237
Accrued sick leave expense	(29,000)	-	-	(29,000)
Interest on bonds	21,232,307	21,908,768	7,820,199	50,961,274
Cost of issuance adjustments	-	(95,170)	-	(95,170)
Interest on loans	(20,938,435)	(13,285,546)	(4,885,870)	(39,109,851)
Interest on investments	(1,358,992)	(9,127,316)	(3,707,882)	(14,194,190)
Put fees on Treasury bonds	-	49,985	-	49,985
Loan principal forgiven	490	2,603,408	7,323,095	9,926,993
Amortization of deferred revenue	-	(56,510)	(6,580)	(63,090)
Change in assets and liabilities:				
(Increase) in due from other funds	(140,055)	-	-	(140,055)
(Increase) in accounts receivable – borrowers	-	(116,795)	(10,080)	(126,875)
(Increase) in federal grant receivables	-	(25,917)	(236,827)	(262,744)
(Increase) in other assets	(6,749)	-	-	(6,749)
Increase in accounts payable – other	107,866	-	-	107,866
Increase in deferred revenue	-	-	10,000	10,000
Increase (decrease) in due to other funds	-	(136,846)	276,901	140,055
Net cash provided (used) by operating activities	<u>\$ (2,400,349)</u>	<u>\$ 4,565,912</u>	<u>\$ 1,852,326</u>	<u>\$ 4,017,889</u>
Supplemental cash flows information				
Noncash investing activities				
Loans receivable issued related to projects payable	\$ 51,175,170	\$ 107,601,873	\$ 25,706,471	\$ 184,483,514
Fair market value adjustment on investments	-	28,161	-	28,161
Amortization of deferred loan interest income	-	50,843	-	50,843
Principal forgiveness/reductions on loans	490	2,603,408	8,211,251	10,815,149
Noncash noncapital financing activities				
Amortization of deferred amount from refunding	79,624	68,533	18,114	166,271
Amortization of bond issuance costs	383,740	-	-	383,740

See accompanying notes to financial statements

THIS PAGE LEFT BLANK INTENTIONALLY

**Colorado Water Resources
and Power Development Authority
(A Component Unit of the State of Colorado)
Notes to Financial Statements
December 31, 2011 and 2010**

Note 1: Organization

The Colorado Water Resources and Power Development Authority (the Authority) is a political subdivision of the State of Colorado (the State) established pursuant to the Colorado Water Resources and Power Development Act, Title 37, Article 95 of the Colorado Revised Statutes, as amended. The Authority is governed by a nine-member board of directors (the Board) who are appointed by the Governor of the State of Colorado with consent of the Colorado State Senate.

Reporting Entity

The Authority follows the Governmental Accounting Standards Board (GASB) accounting pronouncements that provide guidance for determining which governmental activities, organizations, and functions should be included within the financial reporting entity. GASB pronouncements set forth the financial accountability of a governmental organization's governing body as the basic criterion for including a possible governmental component unit in a primary government's financial reporting entity. Financial accountability includes, but is not limited to, appointment of a voting majority of the organization's governing body, ability to impose its will on the organization, or a potential for the organization to provide specific financial benefits or burdens and fiscal dependency.

The Authority is not financially accountable for any other organization. Under current GASB pronouncements, the Authority has been determined to be a component unit of the State of Colorado (the primary government). As such, the Authority's financial statements are included in the basic financial statements issued by the State.

The Authority was created to initiate, acquire, construct, maintain, repair, and operate, or cause to be operated, projects for the protection, preservation, conservation, upgrading, development, and utilization of the water resources of the State. The Authority is authorized to issue bonds, notes or other obligations which constitute its debt and not debt of the State.

Water Operations Enterprise Fund

One of the activities of the Water Operations Enterprise Fund is to administer the Small Water Resources Projects Program (SWRP). Although the Authority is statutorily authorized to finance individual water resources project loans up to \$500 million, the SWRP is currently limited by contract to \$150 million of total outstanding debt (excluding refunding bonds). All costs of project development may be financed through the SWRP.

Pursuant to the SWRP, proceeds of the bonds issued by the Authority are to be used to fund loans to local governmental agencies. Each local government evidences its obligations under its loan agreement by the issuance to the Authority of a governmental agency bond which is to be secured by a pledge of a specific revenue source or by a general obligation pledge. The repayments pursuant to the loan agreements by the local governmental agencies participating in the SWRP are structured to provide amounts sufficient to pay the principal and interest on the bonds issued by the Authority. The SWRP Debt Service Reserve for the bonds issued by the Authority is funded by the Authority from available monies of the Authority. The principal and interest on the bonds issued by the Authority have been insured as to repayment to the bondholders.

**Colorado Water Resources
and Power Development Authority
(A Component Unit of the State of Colorado)
Notes to Financial Statements
December 31, 2011 and 2010**

In addition to the Small Water Resources Projects Program, in 1998, the Authority established the Water Revenue Bonds Program (WRBP) as part of the Water Operations Enterprise Fund. The WRBP was created to fund those projects that cannot be approved under the SWRP and are not eligible for funding or there is insufficient loan capacity under the Drinking Water Revolving Fund (DWRF) or the Water Pollution Control Revolving Fund (WPCRF), two other funds administered by the Authority. The Authority is authorized to finance individual water resources project loans of \$500 million or less without approval from the State legislature. All costs of project development may be financed through the WRBP. Each local government evidences its obligations under its loan agreement by the issuance to the Authority of a governmental agency bond, which is secured by a pledge of a specific revenue source or by a general obligation pledge. The repayments, pursuant to the loan agreements by the local governmental agencies, are sufficient to pay the principal and interest on the bonds issued by the Authority. During the construction period, investment interest earned in the borrowers' project accounts may be requisitioned for project costs or to decrease loan interest payable to the Authority. Therefore, the Authority records investment interest as a liability in the accounts payable – borrowers account in the statement of net assets.

As discussed in Note 2(e), the Authority coordinated with the borrowers that executed loans funded by the WRBP 2010 Series A and 2011 Series C bonds, to invest the bond proceeds in securities allowable under the Authority's investment policy. The purchases of securities with bond proceeds was approved because the yield on these securities was greater than the rate available from local government investment pools and because the borrowers assumed the risks associated with changes in the market values. The securities are held in project accounts and debt service reserve funds and are recorded in the statement of net assets as securities not held for investment.

During 2008, two new loan programs were created in the Water Operations Fund. Senate Bill 08-221 (the Act) was enacted and authorized the Authority to issue bonds within the Watershed Protection and Forest Health Projects program (WPFHP). Issued bonds are limited to a maximum of \$50 million and the proceeds would be used to fund loans to local governments. The loans will be made for approved projects, subject to the terms specified in the Act. One of the primary purposes for the program is to mitigate the effects of the pine bark beetle infestation in the Colorado forests. In June 2008, the Authority's Board of Directors approved a Small Hydro Loan Program (SHLP) that was implemented in 2009. Loans for this program will be funded from unrestricted Authority cash and are limited to a maximum of \$2 million per borrower, up to a combined total of \$10 million. The maximum loan term is 20 years and will bear an interest rate of 2%.

Animas-La Plata Project

In a 2001 contract with the Animas-La Plata Water Conservancy District (the District) the Authority agreed to fund the District's payment of the non-tribal water capital obligation of the reconfigured Animas-La Plata Project in exchange for the District's 2,600 ac-ft of average annual depletion allocation. As a result of this agreement, the Authority entered into a Funding Agreement and Repayment Contract with the United States Bureau of Reclamation (the Bureau), to fund this upfront capital obligation. During 2002, construction was initiated on the project. The Authority makes construction progress payments to the Bureau for the construction of Animas-La Plata Project facilities. During 2010, the Bureau reviewed its joint cost allocations that resulted in a net refund of \$407,523 for the year. No payments to the Bureau were required in 2011. These payments are capitalized as Water depletion rights on the statement of net assets.

**Colorado Water Resources
and Power Development Authority
(A Component Unit of the State of Colorado)
Notes to Financial Statements
December 31, 2011 and 2010**

In 2002, the Authority entered into a marketing agreement with the District to promote the sale of these water depletion rights. In early 2005, the 2,600 ac-ft of average annual depletion was committed to two entities. The District contracted to purchase 700 ac-ft of average annual depletion and provided an earnest money deposit of \$90,453. In addition, the City of Durango executed an agreement giving it the option to purchase 1,900 ac-ft of average annual depletion and provided an option payment of \$1,051,175. Both parties will be required to pay the remaining amounts due at project completion. The project is expected to be completed in 2012.

Water Pollution Control Enterprise Fund

The Water Pollution Control Enterprise Fund includes the operations of the WPCRF, also known as the State Revolving Fund, and the Nonrevolving Fund. The Nonrevolving Fund accounts for administrative grant proceeds and loan administrative fees.

The WPCRF was created by State statute (CRS 37-98-107.6) in response to the mandate from the Federal Clean Water Act of 1987 (Act). The Authority was authorized statutorily to implement the revolving loan portion of the Act. The WPCRF was established for the purpose of financing loans to local governmental agencies for the construction of publicly-owned wastewater treatment projects and nonpoint source projects that meet specified eligibility requirements and that are placed on a project eligibility list established in accordance with State statute. The statutes also authorize the Authority to issue bonds for such purposes and to designate assets in the WPCRF that may be pledged and assigned as security for payment of such bonds.

Pursuant to statutes, with the written consent of the Colorado Department of Public Health and Environment, the Authority is authorized, on behalf of the State, to execute all operating agreements and capitalization grant agreements with the United States Environmental Protection Agency (EPA). The Authority, the Water Quality Control Division of the Colorado Department of Public Health and Environment, and the Division of Local Government of the Colorado Department of Local Affairs have entered into a Memorandum of Agreement under which each has agreed to assume specified responsibilities in connection with the operation of the WPCRF. In 2011 and 2010, the Authority incurred expenses for the two agencies totaling \$1,385,101 and \$1,208,997, respectively, in accordance with the agreement.

The WPCRF is capitalized by grants awarded by the EPA. Matching funds are provided by the Authority or its borrowers. In order to receive capitalization grants, matching funds must be provided in a ratio of \$1 of state match for every \$5 of capitalization grants. Administrative expense reimbursements funded by EPA capitalization grants are limited to a percentage (5/6th of 4%) of the capitalization grants. During 2009, Congress passed the American Recovery and Reinvestment Act (ARRA), which provided additional funding to the EPA for the state revolving funds programs. The Authority's share of the ARRA funds was \$31.3 million. The ARRA grant did not require the Authority to provide state matching dollars. In November 2009, the Authority was notified that the Office of General Counsel issued an interpretation of the approved FFY 2010 appropriation legislation stating that Davis-Bacon Act provisions would be retroactively applied to all SRF funds (base program grants and reloan) that were not under contract as of October 30, 2009. Similar to ARRA, the 2011 and 2010 base program grants contained conditions that included (1) a minimum of percentage of the grant award be used for providing grants, negative interest rate loans or principal forgiveness, (2) a requirement that Davis-Bacon Act provisions be applied to the grant expenditures and (3) 20% of the funds are required to be expended on "green" infrastructure.

**Colorado Water Resources
and Power Development Authority
(A Component Unit of the State of Colorado)
Notes to Financial Statements
December 31, 2011 and 2010**

The Authority issues bonds to provide loans to local governmental entities, either individually or in pools. Loans to borrowers may be provided from federal grants, bond proceeds and reloan funds (recycled grant funds). The matching requirement for the federal grants is provided by the Authority in the form of cash.

When a loan to a local governmental agency is funded from the proceeds of bonds, the Authority allocates a specified amount from its federal capitalization grant for deposit to the project account(s). An amount of bond proceeds equal to the allocated capitalization grant is transferred to a reserve account as project draws are made. In lieu of federal grant funds, the Authority may deposit a predetermined amount of "reloan" funds (recycled grant funds) to the reserve account upon bond closing. Earnings on such reserve are used to reduce the loan interest payable by the borrower.

Each local governmental agency evidences its obligation to the Authority under its loan agreement by the issuance to the Authority of a governmental agency bond, which is secured by a pledge of a specific revenue source or by a general obligation pledge. The loan repayments made by the local governmental agencies pursuant to direct loan agreements are structured, in the aggregate, to provide amounts sufficient to repay the Authority principal and stated interest (which includes an administrative surcharge). The loan repayments made by the local governmental agencies pursuant to leveraged loan agreements are structured, in the aggregate, to provide amounts sufficient to repay principal, premium (if any) and interest (less certain expected investment earnings) on the bonds issued by the Authority for the leveraged loans, as well as cash advances or bonds issued to provide the state matching requirements (if needed), and an administrative surcharge.

Loans are made at or below market interest rates (at terms generally not exceeding 20 years plus the construction period) with principal and interest payments commencing not later than one year after completion of the borrowers' projects. During 2005, the Board approved a Disadvantaged Community Loan Program, whereby local governmental entities, with populations of 5,000 or less, may receive loans up to \$2 million for a term of 20 years. This program became effective January 1, 2006. These loans carry a 0% interest rate if the community's median household income is less than or equal to 60% of the State's median household income, and an interest rate of 50% of the approved direct loan rate if the community's median household income is 61% to 80% of the State's median household income. The Board approved a zero percent interest rate on ARRA loans with remaining principal balances after any application of principal forgiveness.

Drinking Water Enterprise Fund

Drinking Water Revolving Fund

The Drinking Water Enterprise Fund includes the operations of the DWRF, also known as the State Revolving Fund, and the Nonrevolving Fund. The Nonrevolving Fund accounts for Safe Drinking Water set asides, including administrative grant proceeds, state direct loan program and loan administrative fees.

The DWRF was created by State statute (CRS 37-95-107.8) in 1995, in anticipation of the reauthorization of the Federal Safe Drinking Water Act (SDWA). The SDWA was reauthorized in 1996 with a state revolving fund loan program. The DWRF was established to provide assistance to governmental agencies for projects that appear on the *Drinking Water Project Eligibility List* (the List). The List, established in accordance with State statute, consists of new or existing water management facilities that extend, protect, improve, or replace domestic drinking water supplies in the State of Colorado and for any other means specified in the SDWA. The statutes also authorize the Authority to issue bonds for such purposes and to designate assets in the DWRF that may be pledged and assigned as security for payment of such bonds.

**Colorado Water Resources
and Power Development Authority
(A Component Unit of the State of Colorado)
Notes to Financial Statements
December 31, 2011 and 2010**

Pursuant to statutes, with the written consent of the Colorado Department of Public Health and Environment, the Authority is authorized, on behalf of the State, to execute all operating agreements and capitalization grant agreements with the EPA. The Authority, the Water Quality Control Division of the Colorado Department of Public Health and Environment and the Division of Local Government of the Colorado Department of Local Affairs have entered into a Memorandum of Agreement under which each has agreed to assume specified responsibilities in connection with the operation of the DWRF. In 2011 and 2010, the Authority incurred expenses for the two agencies totaling \$5,985,706 and \$5,704,239, respectively, in accordance with the agreement, which includes set asides paid to the Water Quality Control Division of the Colorado Department of Public Health and Environment as discussed below.

The DWRF is capitalized by grants awarded by the EPA. Matching funds are provided by the Authority. In order to receive capitalization grants, matching funds must be provided in a ratio of \$1 of state match for every \$5 of total capitalization grants. Administrative expense reimbursements funded by EPA capitalization grants are limited to a percentage (4%) of the capitalization grants. Similar to the WPCRF, in 2009 the DWRF received \$34.4 million in ARRA funding. The ARRA grant did not require the Authority to provide state matching dollars. As discussed above in the WPCRF section, the FFY 2010 appropriation legislation includes Davis-Bacon Act provisions that are retroactively applied to all SRF funds (base program grants and reloan) that were not under contract as of October 30, 2009. Similar to ARRA, the 2011 and 2010 base program grants contained conditions that included (1) a minimum of percentage of the grant award be used for providing grants, negative interest rate loans or principal forgiveness, (2) a requirement that Davis-Bacon Act provisions be applied to the grant expenditures and (3) 20% of the funds are required to be expended on “green” infrastructure.

The Authority issues bonds to provide loans to local governmental agencies, either individually or in pools. Loans/grants to borrowers may be provided from federal grants, bond proceeds, reloan funds and state funds. The matching requirement for the federal grants is provided by the Authority in the form of cash.

When a loan to a local governmental agency is funded from the proceeds of bonds, the Authority allocates a specific amount from its federal capitalization grant for deposit to the project account(s). An amount of bond proceeds equal to the allocated capitalization grant is transferred to a reserve fund as project draws are made. In lieu of federal grant funds, the Authority may deposit a predetermined amount of reloan funds to the reserve account upon bond closing. Earnings on such reserve are used to reduce the loan interest payable by the borrower.

Each local governmental agency evidences its obligation to the Authority under its loan agreement by the issuance to the Authority of a governmental agency bond, which is secured by a pledge of a specific revenue source or by a general obligation pledge. The loan repayments made by the local governmental agencies pursuant to direct loan agreements are structured, in the aggregate, to provide amounts sufficient to repay the Authority principal and stated interest (which includes an administrative surcharge). The loan repayments made by the local governmental agencies pursuant to leveraged loan agreements are structured, in the aggregate, to provide amounts sufficient to repay principal, premium (if any) and interest (less certain expected investment earnings) on the bonds issued by the Authority for the leveraged loans, as well as cash advances or bonds issued to provide the state matching requirements (if needed), and an administrative surcharge.

Loans are made at or below market interest rates (at terms generally not exceeding 20 years plus the construction period) with principal and interest payments commencing not later than one year after completion of the borrowers’ project(s). During 2005, the Board approved a Disadvantaged Community Loan Program, whereby local governmental entities, with populations of 5,000 or less, may receive loans up to \$2 million for a term of up to 30 years. These loans carry a 0% interest rate if the community’s median household income is less than or equal to 60% of the State’s median household income, and an

**Colorado Water Resources
and Power Development Authority
(A Component Unit of the State of Colorado)
Notes to Financial Statements
December 31, 2011 and 2010**

interest rate of 50% of the approved direct loan rate if the community's median household income is 61% to 80% of the State's median household income. The Board approved a zero percent interest rate on ARRA loans with remaining principal balances after any application of principal forgiveness.

Set Asides

The SDWA allows the State to "set aside" up to 31% of the annual capitalization grant for water quality programs and administration. With these set asides, the Authority, through the Water Quality Control Division of the Colorado Department of Public Health and Environment, provides assistance in the form of grants, with no repayment obligations, to eligible entities. Up to 10% of the DWRP's capitalization grants may be used for source water protection, capacity development, public water system supervision, and wellhead protection. In 1997, the entire 10% was used for source water protection, but since then no further funds have been set aside for this activity. Up to 15% (no more than 10% for any one purpose) of each grant may be used for the following items: loans for public water systems to acquire land or conversion easements, loans for community systems to implement source water protection measures or to implement recommendations in source water petitions, technical, and financial assistance to public water systems for capacity development, expenditures to delineate or assess source water protection areas, and expenditures to establish and implement wellhead protection programs. Up to 4% of the Authority's capitalization grants may be used for administration, and up to 2% of the capitalization grants each year may be used for an operator training and technical assistance (SSTTA) set aside to aid small community systems. The 2009 ARRA grant award included only the 4% administrative and 2% SSTTA set asides.

The Authority deposits the matching requirement (20%) for set aside grants in the State Revolving Fund at closing for the Drinking Water Revenue Bond issues or directly into the DWRP relloan account.

State Loans

Prior to receiving the award of the first federal capitalization grant, the DWRP loaned State-funded monies directly to local governmental agencies.

Note 2: Summary of Significant Accounting Policies

The significant accounting policies of the Authority are described as follows:

(a) Fund Accounting

The Authority is engaged only in business-type activities. To account for these activities, the accounts of the Authority are organized on the basis of three separate enterprise funds, each of which is considered a separate accounting entity. The accounting policies of the Enterprise Funds (Water Operations Fund, Water Pollution Control Fund and Drinking Water Fund) conform to accounting principles generally accepted in the United States of America as applicable to governmental units accounted for as enterprise funds. Enterprise funds are used since the Authority's powers are related to those operated in a manner similar to a financing institution where net income and capital maintenance are appropriate determinations of accountability. Each Enterprise Fund is considered a major fund in accordance with GASB Statement No. 34 (GASB 34), *Basic Financial Statements – and Management's Discussion and Analysis – for State and Local Governments*.

**Colorado Water Resources
and Power Development Authority
(A Component Unit of the State of Colorado)
Notes to Financial Statements
December 31, 2011 and 2010**

(b) Basis of Accounting

The Authority's financial statements are reported using the economic resources measurement focus and the accrual basis of accounting where revenues are recognized when earned and expenses when incurred for all exchange transactions, while those from government-mandated nonexchange transactions (principally federal grants) are recognized when all applicable eligibility requirements are met. As permitted by GASB Statement No. 20, *Accounting and Financial Reporting for Proprietary Funds and Other Governmental Entities That Use Proprietary Fund Accounting*, the Authority elected not to apply Financial Accounting Standards Board pronouncements issued after November 30, 1989.

(c) Cash Equivalents

The Authority considers cash deposits held by the State Treasurer, money market mutual funds, investment pools, and other highly liquid investments with a maturity of three months or less when purchased to be cash equivalents.

(d) Investments

The Authority records investments at fair value.

(e) Securities Not Held For Investment

Securities purchased with WRBP bond proceeds were approved for purchase by the governmental agencies (borrowers) that executed the loans funded by the bonds. The maturities of the securities held in the project accounts coincide with the borrowers' projected construction cost schedules. The borrowers assume the risks related to the value of the securities. The borrowers also control their reimbursement schedules and plan to hold each security to maturity. The securities held in the respective debt service reserve funds are subject to market fluctuations; however, the borrowers are required to maintain the debt service reserve requirement pursuant to the terms of the bond resolutions. Therefore, carrying these securities at par value is the appropriate accounting treatment, which reflects the value of the securities upon maturity. As discussed above, the Authority records investment interest as a liability in accounts payable – borrowers.

(f) Loans Receivable

Loans receivable represent outstanding principal amounts lent to borrowers for the construction of water and wastewater projects. An allowance for uncollectible loans receivable has not been established since historical collection experience has shown amounts to be fully collected when due.

(g) Restricted Assets

Restricted assets represent cash and cash equivalents, investments, securities not held for investment and investment income receivable contained in project accounts, debt service accounts, debt service reserve accounts, state match holding accounts and the Animas-La Plata earnest money deposits and escrow accounts. Leveraged loans receivable provide security for the associated bonds; and loan payments received, net of state match principal and administrative fees, are restricted for payment of bond debt service.

**Colorado Water Resources
and Power Development Authority
(A Component Unit of the State of Colorado)
Notes to Financial Statements
December 31, 2011 and 2010**

(h) Capital Assets – Equipment

Equipment is recorded at cost. Depreciation expense is computed using the straight-line method over the estimated economic useful life of five years.

(i) Amortization

The deferred costs on bond refundings are amortized using the effective interest method over the life of the outstanding bonds. The amortization amount is a component of interest on bonds, and the unamortized deferred costs are reflected as a reduction of bonds payable. The cost of issuing bonds in the Water Operations Fund are recorded as other assets, and are being amortized over the life of the bonds, and amortization is a component of bond interest expense. An advance payment of administrative fees from refunding bond proceeds is recorded as deferred revenue, and is being amortized over the life of the respective bonds. Prepaid loan interest, resulting from a negotiated loan prepayment, is amortized over the number of years for which interest was prepaid.

Depending on the bond pricing structure, original issue discounts or premiums subtract from, or add to, net bond proceeds. The net proceeds are deposited in borrowers' project accounts and are made available for requisitions. Because the monetary effects of the discounts and premiums are passed through to the borrowers, the Authority makes no provision for amortization of these amounts.

(j) Compensated Absences

The Authority has a policy which allows employees to accumulate unused vacation and sick leave benefits up to a certain maximum number of days. Compensated absences are recognized as current salary costs are incurred and are recorded in other liabilities in the statement of net assets.

(k) Project Costs Payable

Project costs payable represents the liability of amounts loaned to borrowers that have not been requisitioned by the borrowers for their projects as of year-end. Project costs payable – leveraged loans is the liability for loans funded from bond proceeds, while project costs payable – direct loans is the liability for loans funded with available cash (reloan) or federal grant dollars, within the respective fund.

(l) Advance Receivable and Payable

The Water Operations Fund makes advances to the WPCRF and the DWRF for the purpose of financing the capitalization grant matching requirements. The advance is non-interest bearing. The advance is repaid from surplus loan administrative fees from the respective fund.

(m) Net Assets

Invested in capital assets represents capital assets, net of accumulated depreciation. Net assets of the Authority are classified as restricted when external constraints imposed by debt agreements, grantors, or laws are placed on net asset use. Unrestricted net assets have no external restrictions and are available for the operations of the Authority.

**Colorado Water Resources
and Power Development Authority
(A Component Unit of the State of Colorado)
Notes to Financial Statements
December 31, 2011 and 2010**

(n) Operating Revenues and Expenses

Substantially all revenues and expenses, including interest received on investments and loans and interest paid on bonds, are considered operating items since the Authority issues bonds to finance loans for specific projects. In accordance with GASB Statement No. 34, federal EPA capitalization grants are shown below operating income (loss) on the statements of revenues, expenses, and changes in fund net assets.

(o) Use of Estimates

The preparation of financial statements, in conformity with accounting principles generally accepted in the United States of America, requires management of the Authority to make estimates and judgments that affect the reported amounts of assets and liabilities and the disclosures of contingencies at the date of the financial statements and revenues and expenses recognized during the reporting period. Actual results could differ significantly from those estimates.

(p) Advance Refunding of Bonds

When favorable market conditions develop, the Authority considers advance refunding earlier bond issues having higher interest rates. The Authority's refunding policy includes a targeted 5% present value savings rate before the refunding process is considered cost beneficial. Proceeds from the refunding bonds are used to pay bond issuance costs, including estimated future administrative costs of the Authority, and the balance of the proceeds is deposited into the refunded bonds escrow account. Transferring the bonds to an escrow account constitutes a legal defeasance; therefore, the refunded bonds are removed from the financial statements. The Authority's current policy is to pass the refunding benefits through to associated leveraged loan borrowers. The reduction in bond debt service is credited to the loan repayments of the borrowers.

(q) Resource Use

When both restricted and unrestricted resources are available for use, it is the Authority's policy to use restricted resources first, then unrestricted resources as they are needed.

(r) Arbitrage Rebate Payable

The Authority accrues a liability for its estimated arbitrage rebate liability due to the Federal government. An arbitrage rebate liability is created when, in certain circumstances, the Authority reinvests the proceeds of tax-exempt securities in higher yielding taxable securities. The amount the Authority will be required to remit to the Federal government could differ materially from the estimated liability in the near term. Arbitrage rebate payable is included in other liabilities on the statement of net assets.

(s) Loan Principal Forgiveness

Leveraged loans in the WPCRF and DWRF contain interest rates that are subsidized, in part, by investment interest earned on outstanding principal balances in the respective borrowers' project accounts. After a borrower fully expends its project funds, any investment interest earned above the projected amount, is passed through to the borrower as additional loan interest or principal credits. If credits are applied to loan principal, a corresponding amount is recorded as principal forgiveness, an operating expense. The 2011 and 2010 base program grants and the 2009 ARRA grants for the WPCRF and DWRF contained grant conditions that included additional loan subsidies, grants or principal forgiveness. The Authority chose to meet this condition by offering loan principal forgiveness. In general, the Authority adopted a policy to forgive loan principal of up to \$2.0 million per eligible loan.

**Colorado Water Resources
and Power Development Authority
(A Component Unit of the State of Colorado)
Notes to Financial Statements
December 31, 2011 and 2010**

Note 3: Deposits and Investments

Deposits

The Colorado Public Deposit Protection Act (PDPA) requires that all units of Colorado government deposit cash in eligible public depositories. State regulators determine the eligibility of depositories. Amounts on deposit in excess of federal insurance levels must be collateralized. The eligible collateral is determined by the PDPA. PDPA allows the financial institution to create a single collateral pool for all public funds. The pool for all the uninsured public deposits as a group is to be maintained by another financial institution or held in trust. The fair value of the collateral must be at least equal to 102% of the aggregate uninsured deposits.

The State regulatory commissions for banks and financial services are required by statute to monitor the naming of eligible depositories and reporting of the uninsured deposits and assets maintained in the collateral pools.

At December 31, 2011 and 2010, the Authority's deposits had a bank balance of \$541,485 and \$1,418,530, respectively, and a carrying amount of \$454,687 and \$1,297,168, respectively. The differences between the bank balances and carrying amounts are due to outstanding reconciling items (primarily outstanding checks) at year-end. Of the bank balances, \$250,000 was insured by federal depository insurance.

Custodial credit risk. Custodial credit risk is the risk that in the event of a bank failure, the Authority's deposits may not be returned. The Authority's investment policy (the policy) does not limit the amount of deposit custodial credit risk. Under the provisions of GASB Statement No. 40, *Deposit and Investment Risk Disclosures - an amendment of GASB Statement No. 3* (GASB 40), deposits collateralized under PDPA are not deemed to be exposed to custodial credit risk. Accordingly, \$282,585 and \$1,036,518 was deemed to be exposed to custodial credit risk in 2011 and 2010, respectively.

	2011	2010
Collateralized by bank's single collateral pool for all public entities, but not held in the Authority's name (PDPA)	\$ 8,900	\$ 132,012
Collateralized with securities held by bank's trust department or agent, but not held in the Authority's name	282,585	1,036,518
	\$ 291,485	\$ 1,168,530

**Colorado Water Resources
and Power Development Authority
(A Component Unit of the State of Colorado)
Notes to Financial Statements
December 31, 2011 and 2010**

Investments

Colorado statutes specify investment instruments meeting defined rating and risk criteria in which Colorado governmental units may invest, which include:

- Obligations of the United States and certain U.S. government agency securities
- Certain international agency securities
- General obligation and revenue bonds of U.S. local government entities
- Bankers' acceptances of certain banks
- Commercial paper
- Written repurchase agreements collateralized at no less than 102% by certain authorized securities
- Certain money market mutual funds
- Guaranteed investment contracts
- Local government investment pools

The Authority's investment policy (policy) authorizes similar investments to those detailed above, although certain investments such as guaranteed investment contracts are not authorized by the policy. The policy also differentiates the allowable investments for operating funds and the investment of bond proceeds and contributions to debt service reserve funds.

The Authority utilizes two local government investment pools for investment, when a high degree of liquidity is prudent. The two pools are the Colorado Local Government Liquid Asset Trust (COLOTRUST) and the Colorado Surplus Asset Fund Trust (CSAFE) and both pools are considered 2a7-like investment pools. The State Securities Commissioner administers and enforces all State statutes governing the Trusts. The Trusts operate similarly to a money market fund and each share is equal in value to \$1.00, although not guaranteed. The Trusts may invest in U.S. Treasury securities and repurchase agreements collateralized by U.S. Treasury securities, certain obligations of U.S. government agencies and highly rated commercial paper. A designated custodial bank serves as custodian for the Trusts' portfolios pursuant to a custodian agreement. The custodian acts as a safekeeping agent for the Trust's investment portfolios and provides services as the depository in connection with direct investments and withdrawals. The custodians' internal records segregate investments owned by the Trusts.

Credit Risk. Credit risk is the risk that an issuer or other counterparty to an investment will not fulfill its obligations. The risk is evidenced by a rating issued by a nationally recognized statistical rating organization (NRSRO), which regularly rate such obligations. The table below shows the minimum rating required by State statutes, the policy, debt agreements or investment agreements, and the actual rating at year-end. The investment in pooled funds managed by the State Treasurer is not rated and direct obligations of the U.S. government and other debt guaranteed by the U.S. government are exempt from credit risk disclosure under GASB 40.

Although the policy requires repurchase agreements to be collateralized by authorized securities with a market value no less than 102% of the carrying value of the investment, all existing repurchase agreements specify a collateralization rate of 103% if the securities are direct obligations of the U.S. government and most agreements specify a 105% collateralization rate for authorized agency securities, if allowed.

**Colorado Water Resources
and Power Development Authority
(A Component Unit of the State of Colorado)
Notes to Financial Statements
December 31, 2011 and 2010**

Repurchase agreements provide the flexibility needed by the Authority's loan programs for on-demand principal redemption from borrower project accounts as well as scheduled annual redemptions, over a twenty-year period, from bond debt service reserve funds. The ratings of the repurchase agreements below, as of December 31, 2011 and 2010, reflect the rating of the underlying securities held as collateral.

2011					
Investment Type	Fair Value	Minimum Legal Rating	Exempt From Disclosure	Not Rated	NRSRO Rating
Deposits	\$ 454,687		X		
Cash held by State Treasurer (see below)	58,435,133	N/A		X	
COLOTRUST PLUS	172,844,535	N/A			AAA
Colorado Surplus Asset Fund Trust	6,349,730				AAA
Total cash and cash equivalents	<u>238,084,085</u>				
U.S. Treasury Notes - SLGS	104,754,183	N/A	X		
U.S. Treasury Bonds	2,728,119	N/A	X		
U.S. Agency Notes	2,868,342	N/A			AAA
Repurchase Agreements-collateralized	179,173,471				See detail below
Total Investments	<u>289,524,115</u>				
Total cash and invested funds	<u>\$ 527,608,200</u>				

Investments are reported in the statement of net assets as follows:

Current assets/restricted assets/investments	\$ 33,618,111
Noncurrent assets/restricted assets/investments	<u>255,906,004</u>
Total investments	<u>\$ 289,524,115</u>

2010					
Investment Type	Fair Value	Minimum Legal Rating	Exempt From Disclosure	Not Rated	NRSRO Rating
Deposits	\$ 1,297,168		X		
Cash held by State Treasurer (see below)	64,425,993	N/A		X	
COLOTRUST PLUS	147,348,040	N/A			AAA
Total cash and cash equivalents	<u>213,071,201</u>				
U.S. Treasury Notes - SLGS	104,863,945	N/A	X		
U.S. Treasury Bonds	5,414,316	N/A	X		
U.S. Agency Notes	2,911,327	N/A			AAA
Repurchase Agreements-collateralized	191,299,075				See detail below
Total Investments	<u>304,488,663</u>				
Total cash and invested funds	<u>\$ 517,559,864</u>				

Investments are reported in the statement of net assets as follows:

Current assets/restricted assets/investments	\$ 52,767,178
Noncurrent assets/restricted assets/investments	<u>251,721,485</u>
Total investments	<u>\$ 304,488,663</u>

**Colorado Water Resources
and Power Development Authority
(A Component Unit of the State of Colorado)
Notes to Financial Statements
December 31, 2011 and 2010**

Below is a schedule that summarizes the credit quality of the securities held as collateral for the repurchase agreements, as of December 31, 2011 and 2010:

	2011 Collateral Securities		
	Exempt From Disclosure	Custodian Portfolio Percent	NRSRO Rating
	U.S. Treasuries or obligations explicitly guaranteed by the U.S. Government	X	21.7%
Government agencies		78.3%	AAA
Total		100.0%	

	2010 Collateral Securities		
	Exempt From Disclosure	Custodian Portfolio Percent	NRSRO Rating
	U.S. Treasuries or obligations explicitly guaranteed by the U.S. Government	X	30.5%
Government agencies		69.5%	A - AAA
Total		100.0%	

The U.S. Treasury Bonds, with maturity dates after 2011, are held in debt service reserve funds that secure certain revenue bonds in the WPCRF, and are subject to put agreements. These agreements allow the Authority to sell or “put” treasury bonds to the counterparty in the event of a loan receivable default and the proceeds would be used to pay bond debt service. The agreements include schedules containing put prices that correspond to the WPCRF bond debt service dates. Each agreement also contains mandatory put dates and prices that require the sale (put) of the treasury bonds to the supplier, thereby allowing the Authority to use the proceeds to fund future loans. The put prices approximate fair value and are used to value the puts. Changes in fair value are reported in investment income. These agreements subject the Authority to the credit risk that the suppliers will not fulfill its obligations under the agreement. The risk is evidenced by a rating issued by an NRSRO, which regularly rate such entities. Below is a schedule of those ratings:

Put Agreement Supplier	2011			Put Agreement Related Bond Series
	Standard & Poors	Moody's	Fitch Ratings	
Sumitomo Mitsui Banking Corporation	A+	Aa3	A	Clean Water Revenue Bonds (WPCRF) 1991 Series A and B
Morgan Stanley Bank, N.A.	A	A1	A	Clean Water Revenue Bonds (WPCRF) 1992 Series A
Societe Generale	A+	A1	A+	Clean Water Revenue Bonds (WPCRF) 1992 Series B

**Colorado Water Resources
and Power Development Authority
(A Component Unit of the State of Colorado)
Notes to Financial Statements
December 31, 2011 and 2010**

Put Agreement Supplier	2010			Put Agreement Related Bond Series
	Standard & Poors	Moody's	Fitch Ratings	
Sumitomo Mitsui Banking Corporation	A+	Aa2	NR*	Clean Water Revenue Bonds (WPCRF) 1991 Series A and B
Morgan Stanley Bank, N.A.	A	A2	A	Clean Water Revenue Bonds (WPCRF) 1992 Series A
Societe Generale	A+	Aa2	A+	Clean Water Revenue Bonds (WPCRF) 1992 Series B

*NR - a credit rating from Fitch Ratings could not be located

The cash held by the State Treasurer is invested in the types of securities shown below as disclosed in the State Treasurer's report as of December 31, 2011 and 2010:

	2011								Portfolio Percent
	Credit Rating of Pool Securities								
	A1/P1	AAA	AA	A	BBB	BB	B	Other	
Asset Backed		100.0%							3.7%
Corporates		5.2%	36.9%	55.9%	2.0%				12.5%
Mortgage Securities			100.0%						2.8%
Commercial Paper	100.0%								4.1%
Treasuries			100.0%						12.3%
Federal Agencies			100.0%						64.5%
Certificates of Deposit								100.0%	0.1%
Money Market Funds									0.0%
Total Portfolio	4.1%	4.4%	84.2%	7.0%	0.2%	0.0%	0.0%	0.1%	100.0%

	2010								Portfolio Percent
	Credit Rating of Pool Securities								
	A1/P1	AAA	AA	A	BBB	BB	B	Other	
Asset Backed		100.0%							4.9%
Corporates		0.9%	48.0%	40.2%	4.1%	3.4%	3.4%		7.5%
Mortgage Securities		100.0%							4.6%
Commercial Paper	100.0%								5.1%
Treasuries		100.0%							11.7%
Federal Agencies		100.0%							63.0%
Certificates of Deposit								100.0%	0.3%
Money Market Funds								100.0%	2.9%
Total Portfolio	5.0%	84.3%	3.6%	3.0%	0.3%	0.3%	0.3%	3.2%	100.0%

**Colorado Water Resources
and Power Development Authority
(A Component Unit of the State of Colorado)
Notes to Financial Statements
December 31, 2011 and 2010**

Custodial Credit Risk. The custodial credit risk for investments is the risk that, in the event of the failure of the counterparty (e.g., broker-dealer) to a transaction, a government will not be able to recover the value of its investment or collateral securities that are in the possession of another party. The schedules below show repurchase agreements totaling \$179,173,471 and \$191,299,075 as of December 31, 2011 and 2010, respectively, were acquired by the Authority's trustee, and the investments are held in the trustee's bank account at the Federal Reserve in book entry form. Consequently, the trustee is considered to be the purchaser as well as the custodian of the investments. Because the investments are not held in the Authority's name, the entire balance of repurchase agreements is subject to custodial credit risk. The policy does not limit custodial credit risk; however, the Board approves each repurchase agreement in conjunction with an associated bond resolution.

Concentration of Credit Risk. Concentration of credit risk is the risk of loss attributed to the magnitude of the investment in a single issuer. Pooled investments and direct obligations of the U.S. government are exempt from concentration of credit risk disclosure. Investments that represent 5% or more of total investments as of December 31, 2011 or 2010 are shown in the tables below.

The schedules below show that four repurchase agreement providers (eligible providers) exceed 5% of total funds invested as of December 31, 2011 or 2010. Only a limited number of eligible providers offer this type of investment agreement, which results in a higher level of investment concentration. To ensure a price that equals fair market value the Authority makes a good faith effort to meet the safe harbor provision of Treasury Regulation Sec. 1.148-5(d)(6)(iii), which requires a minimum of three bids be obtained from eligible providers. The fair market value is then used to determine the yield for arbitrage purposes. The policy does not limit the concentration of repurchase agreements with any one eligible provider.

2011			
Investment Type	Fair Value	Exempt From Disclosure	Pct. of Total Invest.
Cash held by State Treasurer	\$ 58,435,133		11.1%
COLOTRUST PLUS	172,844,535	X	N/A
Colorado Surplus Asset Fund Trust	6,349,730	X	N/A
U.S. Treasury Notes - SLGS	104,754,183	X	N/A
U.S. Treasury Bonds	2,728,119	X	N/A
U.S. Agency Notes	2,868,342	X	N/A
Repurchase Agreements-collateralized			
Trinity Plus Funding Company LLC	51,817,830		9.8%
HSBC Bank USA N.A.	904,491	X	N/A
Westdeutsche Landesbank	544,075	X	N/A
Citigroup Global Markets, Inc./Citigroup Global	32,323,309		6.1%
American International Group	54,107,101		10.3%
Assured Guaranty Municipal Corp.	25,595,860		4.9%
Societe Generale	13,880,805	X	N/A
Total funds invested	<u>527,153,513</u>		
Deposits	454,687		
Total cash and invested funds	<u>\$ 527,608,200</u>		

**Colorado Water Resources
and Power Development Authority
(A Component Unit of the State of Colorado)
Notes to Financial Statements
December 31, 2011 and 2010**

		2010	
Investment Type	Fair Value	Exempt From Disclosure	Pct. of Total Invest.
Cash held by State Treasurer	\$ 64,425,993		12.5%
COLOTRUST PLUS	147,348,040	X	N/A
U.S. Treasury Notes - SLGS	104,863,945	X	N/A
U.S. Treasury Bonds	5,414,316	X	N/A
U.S. Agency Notes	2,911,327	X	N/A
Repurchase Agreements-collateralized			
Trinity Plus Funding Company LLC	56,484,603		10.9%
HSBC Bank USA N.A.	913,700	X	N/A
Westdeutsche Landesbank	645,480	X	N/A
Citigroup Global Markets, Inc./Citigroup Global	34,753,878		6.7%
American International Group	57,252,435		11.1%
Assured Guaranty Municipal Corp.	26,893,209		5.2%
Societe Generale	14,355,770	X	N/A
Total funds invested	<u>516,262,696</u>		
Deposits	1,297,168		
Total cash and invested funds	<u>\$ 517,559,864</u>		

Interest Rate Risk. Interest rate risk is the risk that changes in interest rates will adversely affect the fair value of an investment. The Authority's investment policy, in accordance with Colorado law, limits the purchase of investments to securities with maturity dates of five years or less, unless the Board authorizes maturities in excess of five years. Pursuant to the terms of bond resolutions, the Board approves investments, held in debt service reserve funds, with maturities coinciding with bond maturities, normally of twenty years or more. These investments are exposed to interest rate risk; however, that risk is considered acceptable because the fixed earnings from these investments, included in the cash flow model, is required for future bond debt service.

As of December 31, 2011 and 2010, the Authority had the following investments and maturities:

		2011			
Maturity	U.S. Treasury Notes - SLGS	U.S. Treasury Bonds	U.S. Agency Notes	Repurchase Agreements	Total Investments
2012	\$ 18,288,673	\$ 1,722,689	\$ -	\$ 13,606,749	\$ 33,618,111
2013	4,718,091	708,885	-	13,087,487	18,514,463
2014	4,081,455	296,545	2,868,342	13,271,696	20,518,038
2015	4,061,485	-	-	12,690,794	16,752,279
2016	4,057,139	-	-	14,014,934	18,072,073
2017-2021	20,829,285	-	-	63,606,786	84,436,071
2022-2026	22,754,183	-	-	38,149,337	60,903,520
2027-2031	22,849,644	-	-	10,745,688	33,595,332
2032	3,114,228	-	-	-	3,114,228
Total	<u>\$ 104,754,183</u>	<u>\$ 2,728,119</u>	<u>\$ 2,868,342</u>	<u>\$ 179,173,471</u>	<u>\$ 289,524,115</u>

**Colorado Water Resources
and Power Development Authority
(A Component Unit of the State of Colorado)
Notes to Financial Statements
December 31, 2011 and 2010**

2010					
Maturity	U.S. Treasury Notes - SLGS	U.S. Treasury Bonds	U.S. Agency Notes	Repurchase Agreements	Total Investments
2011	\$ 36,935,477	\$ 2,677,255	\$ -	\$ 13,154,446	\$ 52,767,178
2012	10,796,412	1,735,776	-	12,702,258	25,234,446
2013	2,596,847	705,963	-	13,087,489	16,390,299
2014	2,600,118	295,322	2,911,327	13,271,696	19,078,463
2015	2,540,766	-	-	12,690,794	15,231,560
2016-2020	14,005,073	-	-	64,079,551	78,084,624
2021-2025	14,845,662	-	-	50,483,422	65,329,084
2026-2030	17,118,685	-	-	11,829,419	28,948,104
2031-2032	3,424,905	-	-	-	3,424,905
Total	\$ 104,863,945	\$ 5,414,316	\$ 2,911,327	\$ 191,299,075	\$ 304,488,663

As previously discussed, the Authority had \$58,435,133 and \$64,425,993 as of December 31, 2011 and 2010, respectively, invested in the pool maintained by the State Treasurer, and that pool had an average maturity of 16.0 and 13.8 months as of December 31, 2011 and 2010, respectively. The Authority's investment represents approximately 1.1% of the total pool as of December 31, 2011 and 2010.

**Colorado Water Resources
and Power Development Authority
(A Component Unit of the State of Colorado)
Notes to Financial Statements
December 31, 2011 and 2010**

Note 4: Loans Receivable

The following is an analysis of changes in loans receivable for the years ended December 31, 2011 and 2010:

	Balance January 1, 2011	New loans	Repayments/ loans canceled	Balance December 31, 2011
Water Operations Fund:				
Small Water Resources Program	\$ 58,766,249	\$ -	\$ 7,982,916	\$ 50,783,333
Water Revenue Bonds Program	405,015,000	27,665,000	20,960,000	411,720,000
Interim loans	880,324	494,610	1,374,934	-
Small Hydro Loan Program	1,147,062	2,000,000	58,898	3,088,164
Water Pollution Control Fund:				
Direct loans	62,413,751	13,949,966	7,791,024	68,572,693
Leveraged loans	505,747,834	17,164,518	35,505,205	487,407,147
Drinking Water Fund:				
Direct loans	72,176,380	11,313,335	9,339,386	74,150,329
Leveraged loans	172,613,606	28,558,845	11,853,619	189,318,832
	1,278,760,206	\$ 101,146,274	\$ 94,865,982	1,285,040,498
Less current portion	70,216,375			69,929,775
Noncurrent portion	\$ 1,208,543,831			\$ 1,215,110,723
	Balance January 1, 2010	New loans	Repayments/ loans canceled	Balance December 31, 2010
Water Operations Fund:				
Small Water Resources Program	\$ 73,429,165	\$ -	\$ 14,662,916	\$ 58,766,249
Water Revenue Bonds Program	361,970,000	51,485,000	8,440,000	405,015,000
Interim loans	1,270,003	1,188,155	1,577,834	880,324
Small Hydro Loan Program	1,456,891	-	309,829	1,147,062
Water Pollution Control Fund:				
Direct loans	58,108,178	11,259,496	6,953,923	62,413,751
Leveraged loans	440,920,177	96,760,378	31,932,721	505,747,834
Drinking Water Fund:				
Direct loans	57,354,444	25,706,471	10,884,535	72,176,380
Leveraged loans	189,127,845	-	16,514,239	172,613,606
	1,183,636,703	\$ 186,399,500	\$ 91,275,997	1,278,760,206
Less current portion	63,478,622			70,216,375
Noncurrent portion	\$ 1,120,158,081			\$ 1,208,543,831

The above Small Hydro Loan Program balance includes a loan made to a local governmental agency that employs a member of the Authority's board of directors. The board member recused himself from the discussion and subsequent approval of the loan.

**Colorado Water Resources
and Power Development Authority
(A Component Unit of the State of Colorado)
Notes to Financial Statements
December 31, 2011 and 2010**

Scheduled maturities of the loans receivable are as follows as of December 31, 2011:

	Water operations		WPCRF		DWRF		Total	
	Principal	Interest	Principal	Interest	Principal	Interest	Principal	Interest
2012	\$ 15,955,975	\$ 22,355,329	\$ 37,966,185	\$ 13,056,250	\$ 16,007,615	\$ 4,676,069	\$ 69,929,775	\$ 40,087,648
2013	15,556,741	21,701,333	37,892,665	12,340,695	17,559,485	4,367,097	71,008,891	38,409,125
2014	16,212,693	21,023,899	35,967,099	11,397,418	17,987,950	4,009,545	70,167,742	36,430,862
2015	16,117,864	20,266,680	34,229,865	10,473,530	18,660,721	3,633,730	69,008,450	34,373,940
2016	15,067,254	19,519,430	36,418,895	9,581,196	19,030,100	3,246,841	70,516,249	32,347,467
2017-2021	72,383,241	87,657,049	178,445,193	34,328,608	83,398,281	10,383,855	334,226,715	132,369,512
2022-2026	71,563,323	70,706,212	135,720,255	14,583,188	56,283,896	3,769,151	263,567,474	89,058,551
2027-2031	87,669,491	52,911,854	54,116,036	3,119,713	28,987,033	895,647	170,772,560	56,927,214
2032-2036	115,269,915	26,687,154	5,223,647	117,296	4,525,673	35,603	125,019,235	26,840,053
2037-2041	28,130,000	7,544,038	-	-	1,013,486	371	29,143,486	7,544,409
2042-2043	11,665,000	926,363	-	-	14,921	-	11,679,921	926,363
Total	\$ 465,591,497	\$ 351,299,341	\$ 555,979,840	\$ 108,997,894	\$ 263,469,161	\$ 35,017,909	\$ 1,285,040,498	\$ 495,315,144

The schedule above does not include administrative fees due from the borrowers, which are recorded as revenue when due.

The Water Operations Fund – The two loans in the SHLP have interest rates of 2.00% and have final maturity dates of 2030 and 2032, SWRP loans receivable have interest rates of 3.96% to 6.54% and have scheduled final maturity dates of 2012 to 2023. The WRBP loans receivable have interest rates of 3.63% to 5.78% and have scheduled maturity dates of 2015 to 2043. During 2011 two loans were prepaid from the proceeds of borrower-issued refunding bonds and the associated SWRP and WRBP bonds were escrowed and legally defeased. The gross prepayment amounts, net of loan principal balances and reimbursed Authority costs, were recorded as loan interest income.

The WPCRF direct loans receivable have interest rates of 0.00% to 5.17% and have maturity dates of 2012 to 2032. The WPCRF leveraged loans receivable have interest rates of 2.50% to 5.17% and have scheduled final maturity dates of 2012 to 2032.

The Drinking Water Fund direct loans receivable have interest rates of 0.00% to 4.50% and have scheduled final maturity dates of 2012 to 2042. The Drinking Water Fund leveraged loans receivable have interest rates of 2.50% to 4.60% and have scheduled final maturity dates of 2017 to 2032.

**Colorado Water Resources
and Power Development Authority
(A Component Unit of the State of Colorado)
Notes to Financial Statements
December 31, 2011 and 2010**

Note 5: Capital Assets

Capital assets activity for the years ended December 31, 2011 and 2010 was as follows:

	2011			
	Beginning Balance	Additions	Retirements	Ending Balance
Equipment	\$ 134,517	\$ 9,397	\$ (175)	\$ 143,739
Less accumulated depreciation for equipment	(86,814)	(14,266)	175	(100,905)
	\$ 47,703	\$ (4,869)	\$ -	\$ 42,834
	2010			
	Beginning Balance	Additions	Retirements	Ending Balance
Equipment	\$ 100,166	\$ 46,668	\$ (12,317)	\$ 134,517
Less accumulated depreciation for equipment	(89,894)	(9,237)	12,317	(86,814)
	\$ 10,272	\$ 37,431	\$ -	\$ 47,703

Depreciation expense for the years ended December 31, 2011 and 2010 was \$14,266 and \$9,237, respectively.

**Colorado Water Resources
and Power Development Authority
(A Component Unit of the State of Colorado)
Notes to Financial Statements
December 31, 2011 and 2010**

Note 6: Noncurrent Liabilities

Other than Bonds

Noncurrent liability activity, other than bonds, for the year ended December 31, 2011, was as follows:

	<u>Balance January 1, 2011</u>	<u>Additions</u>	<u>Reductions</u>	<u>Balance December 31, 2011</u>	<u>Current portion</u>
Water operations:					
Project costs payable – leveraged loans	\$ 47,223,550	\$ 27,476,475	\$ 7,890,058	\$ 66,809,967	\$ 48,015,825
Debt service reserve deposit	6,986,913	1,557,293	1,085,331	7,458,875	-
Other liabilities	1,290,139	1,984	937	1,291,186	-
Total water operations	<u>\$ 55,500,602</u>	<u>\$ 29,035,752</u>	<u>\$ 8,976,326</u>	<u>\$ 75,560,028</u>	<u>\$ 48,015,825</u>
Water pollution control:					
Project costs payable – direct loans	\$ 19,786,539	\$ 13,949,966	\$ 16,908,069	\$ 16,828,436	\$ 16,428,436
Project costs payable – leveraged loans	75,556,062	17,508,867	47,412,059	45,652,870	45,441,230
Advance payable	1,497,743	2,477,900	-	3,975,643	-
Deferred revenue	467,509	105,369	128,256	444,622	-
Other liabilities	2,737,908	1,245,641	2,499,297	1,484,252	1,231,572
Total water pollution control	<u>\$ 100,045,761</u>	<u>\$ 35,287,743</u>	<u>\$ 66,947,681</u>	<u>\$ 68,385,823</u>	<u>\$ 63,101,238</u>
Drinking water:					
Project costs payable – direct loans	\$ 25,007,639	\$ 11,313,335	\$ 14,001,572	\$ 22,319,402	\$ 22,019,402
Project costs payable – leveraged loans	3,477,545	29,000,000	9,905,989	22,571,556	21,186,556
Advance payable	4,814,800	3,287,800	-	8,102,600	-
Deferred revenue	100,351	-	30,167	70,184	-
Other liabilities	1,081,461	421,395	1,038,726	464,130	190,625
Total drinking water	<u>\$ 34,481,796</u>	<u>\$ 44,022,530</u>	<u>\$ 24,976,454</u>	<u>\$ 53,527,872</u>	<u>\$ 43,396,583</u>
Total enterprise funds:					
Project costs payable – direct loans	\$ 44,794,178	\$ 25,263,301	\$ 30,909,641	\$ 39,147,838	\$ 38,447,838
Project costs payable – leveraged loans	126,257,157	73,985,342	65,208,106	135,034,393	114,643,611
Debt service reserve deposit	6,986,913	1,557,293	1,085,331	7,458,875	-
Advance payable	6,312,543	5,765,700	-	12,078,243	-
Deferred revenue	567,860	105,369	158,423	514,806	-
Other liabilities	5,109,508	1,669,020	3,538,960	3,239,568	1,422,197
Total enterprise funds	<u>\$ 190,028,159</u>	<u>\$ 108,346,025</u>	<u>\$ 100,900,461</u>	<u>\$ 197,473,723</u>	<u>\$ 154,513,646</u>

**Colorado Water Resources
and Power Development Authority
(A Component Unit of the State of Colorado)
Notes to Financial Statements
December 31, 2011 and 2010**

Noncurrent liability activity, other than bonds, for the year ended December 31, 2010, was as follows:

	<u>Balance January 1, 2010</u>	<u>Additions</u>	<u>Reductions</u>	<u>Balance December 31, 2010</u>	<u>Current portion</u>
Water operations:					
Project costs payable – direct loans	\$ 1,355,337	\$ -	\$ 1,355,337	\$ -	-
Project costs payable – leveraged loans	13,540,613	44,088,211	10,405,274	47,223,550	3,206,997
Debt service reserve deposit	1,838,413	5,148,500	-	6,986,913	-
Other liabilities	1,338,325	19,040	67,226	1,290,139	-
Total water operations	<u>\$ 18,072,688</u>	<u>\$ 49,255,751</u>	<u>\$ 11,827,837</u>	<u>\$ 55,500,602</u>	<u>\$ 3,206,997</u>
Water pollution control:					
Project costs payable – direct loans	\$ 37,172,733	\$ 11,259,497	\$ 28,645,691	\$ 19,786,539	\$ 18,011,539
Project costs payable – leveraged loans	12,879,934	101,428,000	38,751,872	75,556,062	62,126,899
Advance payable	1,238,143	3,259,600	3,000,000	1,497,743	-
Deferred revenue	567,340	5,546	105,377	467,509	-
Other liabilities	2,817,591	556,609	636,292	2,737,908	1,477,633
Total water pollution control	<u>\$ 54,675,741</u>	<u>\$ 116,509,252</u>	<u>\$ 71,139,232</u>	<u>\$ 100,045,761</u>	<u>\$ 81,616,071</u>
Drinking water:					
Project costs payable – direct loans	\$ 39,710,201	\$ 25,706,471	\$ 40,409,033	\$ 25,007,639	\$ 20,388,552
Project costs payable – leveraged loans	10,484,236	-	7,006,691	3,477,545	3,477,545
Advance payable	-	4,814,800	-	4,814,800	-
Deferred revenue	83,344	23,587	6,580	100,351	-
Other liabilities	3,356,961	249,575	2,525,075	1,081,461	521,370
Total drinking water	<u>\$ 53,634,742</u>	<u>\$ 30,794,433</u>	<u>\$ 49,947,379</u>	<u>\$ 34,481,796</u>	<u>\$ 24,387,467</u>
Total enterprise funds:					
Project costs payable – direct loans	\$ 78,238,271	\$ 36,965,968	\$ 70,410,061	\$ 44,794,178	\$ 38,400,091
Project costs payable – leveraged loans	36,904,783	145,516,211	56,163,837	126,257,157	68,811,441
Debt service reserve deposit	1,838,413	5,148,500	-	6,986,913	-
Advance payable	1,238,143	8,074,400	3,000,000	6,312,543	-
Deferred revenue	650,684	29,133	111,957	567,860	-
Other liabilities	7,512,877	825,224	3,228,593	5,109,508	1,999,003
Total enterprise funds	<u>\$ 126,383,171</u>	<u>\$ 196,559,436</u>	<u>\$ 132,914,448</u>	<u>\$ 190,028,159</u>	<u>\$ 109,210,535</u>

**Colorado Water Resources
and Power Development Authority
(A Component Unit of the State of Colorado)
Notes to Financial Statements
December 31, 2011 and 2010**

Bonds Payable

The following is an analysis of changes in bonds payable for the year ended December 31, 2011:

	Balance January 1, 2011	New issues	Retirements	Balance December 31, 2011
Water Operations:				
Small Water Resources Program:				
1994 Series A	\$ 1,025,000	\$ -	\$ 235,000	\$ 790,000
1997 Series A	840,000	-	100,000	740,000
1997 Series B	2,370,000	-	1,275,000	1,095,000
1998 Series A	4,045,000	-	430,000	3,615,000
1998 Series B	3,905,000	-	1,125,000	2,780,000
2001 Series A	13,050,000	-	565,000	12,485,000
2002 Series A	13,195,000	-	3,140,000	10,055,000
2003 Series A	8,275,000	-	245,000	8,030,000
2006 Series A	12,775,000	-	800,000	11,975,000
	59,480,000	-	7,915,000	51,565,000
Water Revenue Bonds Program:				
2003 Series A	10,080,000	-	580,000	9,500,000
2004 Series A	11,150,000	-	11,150,000	-
2004 Series B	17,470,000	-	2,305,000	15,165,000
2004 Series C	10,595,000	-	2,015,000	8,580,000
2004 Series D	98,955,000	-	1,255,000	97,700,000
2004 Series E	2,700,000	-	150,000	2,550,000
2005 Series A	49,440,000	-	990,000	48,450,000
2005 Series B	1,875,000	-	95,000	1,780,000
2005 Series C	7,390,000	-	175,000	7,215,000
2005 Series D	100,000,000	-	2,270,000	97,730,000
2005 Series E	26,270,000	-	-	26,270,000
2005 Series F	3,000,000	-	160,000	2,840,000
2008 Series A	8,510,000	-	160,000	8,350,000
2009 Series A	6,695,000	-	255,000	6,440,000
2010 Series A	51,485,000	-	-	51,485,000
2011 Series A	-	9,350,000	-	9,350,000
2011 Series B	-	12,350,000	-	12,350,000
2011 Series C	-	5,965,000	-	5,965,000
	405,615,000	27,665,000	21,560,000	411,720,000
Total Water Operations	465,095,000	\$ 27,665,000	\$ 29,475,000	463,285,000
Less deferred costs	(273,478)			(209,710)
Less current portion	(15,990,000)			(16,230,000)
Noncurrent bonds payable – Water Operations	\$ 448,831,522			\$ 446,845,290

**Colorado Water Resources
and Power Development Authority
(A Component Unit of the State of Colorado)
Notes to Financial Statements
December 31, 2011 and 2010**

	<u>Balance January 1, 2011</u>	<u>New issues</u>	<u>Retirements</u>	<u>Balance December 31, 2011</u>
Water Pollution Control Revolving Fund – Clean Water Revenue Bonds:				
1989 Series A	\$ 15,000	\$ -	\$ 15,000	\$ -
1991 Series A	120,000	-	95,000	25,000
1991 Series B	40,000	-	40,000	-
1992 Series A	100,000	-	50,000	50,000
1992 Series B	380,000	-	150,000	230,000
1994 Series A	205,000	-	75,000	130,000
1995 Series A	405,000	-	125,000	280,000
1996 Series A	145,000	-	35,000	110,000
1997 Series A	1,695,000	-	305,000	1,390,000
1998 Series A	895,000	-	200,000	695,000
1998 Series B	1,040,000	-	165,000	875,000
1999 Series A	940,000	-	230,000	710,000
2000 Series A	1,620,000	-	255,000	1,365,000
2001 Series A	6,975,000	-	3,390,000	3,585,000
2002 Series A	37,710,000	-	2,775,000	34,935,000
2002 Series B	18,230,000	-	710,000	17,520,000
2003 Series A	10,635,000	-	675,000	9,960,000
2004 Series A	57,050,000	-	110,000	56,940,000
2005 Series A	32,705,000	-	1,660,000	31,045,000
2005 Series B	13,905,000	-	715,000	13,190,000
2006 Series A	19,780,000	-	935,000	18,845,000
2006 Series B	11,985,000	-	575,000	11,410,000
2007 Series A	33,370,000	-	1,090,000	32,280,000
2008 Series A	11,305,000	-	470,000	10,835,000
2010 Series A	73,835,000	-	2,365,000	71,470,000
2010 Series B	19,875,000	-	10,000	19,865,000
2011 Series A	-	14,620,000	-	14,620,000
	<u>354,960,000</u>	<u>14,620,000</u>	<u>17,220,000</u>	<u>352,360,000</u>
Wastewater Revolving Fund Refunding Revenue Bonds:				
1996 Series A	4,990,000	-	3,400,000	1,590,000
2001 Series A	20,195,000	-	4,635,000	15,560,000
2004 Series A	30,840,000	-	3,085,000	27,755,000
2005 Series A and A2	71,645,000	-	4,370,000	67,275,000
	<u>127,670,000</u>	<u>-</u>	<u>15,490,000</u>	<u>112,180,000</u>
Total Water Pollution Control Revolving Fund	482,630,000	<u>\$ 14,620,000</u>	<u>\$ 32,710,000</u>	464,540,000
Deferred (costs) benefits	612,427			534,904
Less current portion	<u>(32,710,000)</u>			<u>(32,870,000)</u>
Noncurrent bonds payable – Water Pollution Control Revolving Fund	<u>\$ 450,532,427</u>			<u>\$ 432,204,904</u>

**Colorado Water Resources
and Power Development Authority
(A Component Unit of the State of Colorado)
Notes to Financial Statements
December 31, 2011 and 2010**

	<u>Balance January 1, 2011</u>	<u>New issues</u>	<u>Retirements</u>	<u>Balance December 31, 2011</u>
Drinking Water Revolving Fund:				
Revenue Bonds:				
1997 Series A	\$ 10,895,000	\$ -	\$ 1,280,000	\$ 9,615,000
1998 Series A	7,745,000	-	765,000	6,980,000
1999 Series A	21,345,000	-	6,070,000	15,275,000
2000 Series A	2,275,000	-	305,000	1,970,000
2002 Series A	11,090,000	-	785,000	10,305,000
2003 Series A	17,740,000	-	1,190,000	16,550,000
2003 Series B	9,525,000	-	555,000	8,970,000
2006 Series A	9,560,000	-	465,000	9,095,000
2006 Series B	32,955,000	-	1,830,000	31,125,000
2008 Series A	10,865,000	-	180,000	10,685,000
2008 Series B	8,515,000	-	355,000	8,160,000
2011 Series A	-	24,795,000	-	24,795,000
	<u>142,510,000</u>	<u>24,795,000</u>	<u>13,780,000</u>	<u>153,525,000</u>
Drinking Water Revolving Fund Refunding Revenue Bonds				
2005 Series A	20,105,000	-	1,315,000	18,790,000
Total Drinking Water Revolving Fund	162,615,000	<u>\$ 24,795,000</u>	<u>\$ 15,095,000</u>	172,315,000
Deferred (costs) benefits	127,133			109,299
Less current portion	<u>(15,095,000)</u>			<u>(11,105,000)</u>
Noncurrent bonds payable – Drinking Water Revolving Fund	<u>\$ 147,647,133</u>			<u>\$ 161,319,299</u>
Total enterprise funds:				
Revenue bonds at par	\$ 1,110,340,000	<u>\$ 67,080,000</u>	<u>\$ 77,280,000</u>	\$ 1,100,140,000
Deferred (costs) benefits	466,082			434,493
Current portion	<u>(63,795,000)</u>			<u>(60,205,000)</u>
Noncurrent bonds payable, net	<u>\$ 1,047,011,082</u>			<u>\$ 1,040,369,493</u>

**Colorado Water Resources
and Power Development Authority
(A Component Unit of the State of Colorado)
Notes to Financial Statements
December 31, 2011 and 2010**

The following is an analysis of changes in bonds payable for the year ended December 31, 2010:

	<u>Balance January 1, 2010</u>	<u>New issues</u>	<u>Retirements</u>	<u>Balance December 31, 2010</u>
Water Operations:				
Small Water Resources Program:				
1993 Series A	\$ 670,000	\$ -	\$ 670,000	\$ -
1994 Series A	1,250,000	-	225,000	1,025,000
1996 Series A	830,000	-	830,000	-
1997 Series A	935,000	-	95,000	840,000
1997 Series B	3,690,000	-	1,320,000	2,370,000
1998 Series A	4,455,000	-	410,000	4,045,000
1998 Series B	4,985,000	-	1,080,000	3,905,000
2000 Series A	9,195,000	-	9,195,000	-
2001 Series A	13,320,000	-	270,000	13,050,000
2002 Series A	13,390,000	-	195,000	13,195,000
2003 Series A	8,505,000	-	230,000	8,275,000
2006 Series A	13,135,000	-	360,000	12,775,000
	<u>74,360,000</u>	<u>-</u>	<u>14,880,000</u>	<u>59,480,000</u>
Water Revenue Bonds Program:				
2003 Series A	10,645,000	-	565,000	10,080,000
2004 Series A	11,725,000	-	575,000	11,150,000
2004 Series B	19,690,000	-	2,220,000	17,470,000
2004 Series C	12,535,000	-	1,940,000	10,595,000
2004 Series D	100,150,000	-	1,195,000	98,955,000
2004 Series E	2,850,000	-	150,000	2,700,000
2005 Series A	50,400,000	-	960,000	49,440,000
2005 Series B	1,965,000	-	90,000	1,875,000
2005 Series C	7,555,000	-	165,000	7,390,000
2005 Series D	100,000,000	-	-	100,000,000
2005 Series E	26,270,000	-	-	26,270,000
2005 Series F	3,155,000	-	155,000	3,000,000
2008 Series A	8,665,000	-	155,000	8,510,000
2009 Series A	6,940,000	-	245,000	6,695,000
2010 Series A	-	51,485,000	-	51,485,000
	<u>362,545,000</u>	<u>51,485,000</u>	<u>8,415,000</u>	<u>405,615,000</u>
Total Water Operations	436,905,000	\$ <u>51,485,000</u>	\$ <u>23,295,000</u>	465,095,000
Less deferred costs	(353,102)			(273,478)
Less current portion	<u>(14,320,000)</u>			<u>(15,990,000)</u>
Noncurrent bonds payable – Water Operations	<u>\$ 422,231,898</u>			<u>\$ 448,831,522</u>

**Colorado Water Resources
and Power Development Authority
(A Component Unit of the State of Colorado)
Notes to Financial Statements
December 31, 2011 and 2010**

	<u>Balance January 1, 2010</u>	<u>New issues</u>	<u>Retirements</u>	<u>Balance December 31, 2010</u>
Water Pollution Control Revolving Fund – Clean Water Revenue Bonds:				
1989 Series A	\$ 50,000	\$ -	\$ 35,000	\$ 15,000
1990 Series A	5,000	-	5,000	-
1991 Series A	280,000	-	160,000	120,000
1991 Series B	130,000	-	90,000	40,000
1992 Series A	165,000	-	65,000	100,000
1992 Series B	560,000	-	180,000	380,000
1994 Series A	295,000	-	90,000	205,000
1995 Series A	545,000	-	140,000	405,000
1996 Series A	180,000	-	35,000	145,000
1997 Series A	2,015,000	-	320,000	1,695,000
1998 Series A	1,120,000	-	225,000	895,000
1998 Series B	1,210,000	-	170,000	1,040,000
1999 Series A	1,200,000	-	260,000	940,000
2000 Series A	3,220,000	-	1,600,000	1,620,000
2001 Series A	10,240,000	-	3,265,000	6,975,000
2002 Series A	40,400,000	-	2,690,000	37,710,000
2002 Series B	18,935,000	-	705,000	18,230,000
2003 Series A	11,300,000	-	665,000	10,635,000
2004 Series A	57,160,000	-	110,000	57,050,000
2005 Series A	34,310,000	-	1,605,000	32,705,000
2005 Series B	14,605,000	-	700,000	13,905,000
2006 Series A	20,690,000	-	910,000	19,780,000
2006 Series B	12,550,000	-	565,000	11,985,000
2007 Series A	34,370,000	-	1,000,000	33,370,000
2008 Series A	11,785,000	-	480,000	11,305,000
2010 Series A	-	73,835,000	-	73,835,000
2010 Series B	-	19,875,000	-	19,875,000
	<u>277,320,000</u>	<u>93,710,000</u>	<u>16,070,000</u>	<u>354,960,000</u>
Wastewater Revolving Fund Refunding Revenue Bonds:				
1996 Series A	8,400,000	-	3,410,000	4,990,000
2001 Series A	24,615,000	-	4,420,000	20,195,000
2004 Series A	32,435,000	-	1,595,000	30,840,000
2005 Series A and A2	75,850,000	-	4,205,000	71,645,000
	<u>141,300,000</u>	<u>-</u>	<u>13,630,000</u>	<u>127,670,000</u>
Total Water Pollution Control Revolving Fund	418,620,000	\$ <u>93,710,000</u>	\$ <u>29,700,000</u>	482,630,000
Deferred (costs) benefits	680,960			612,427
Less current portion	<u>(29,700,000)</u>			<u>(32,710,000)</u>
Noncurrent bonds payable – Water Pollution Control Revolving Fund	<u>\$ 389,600,960</u>			<u>\$ 450,532,427</u>

**Colorado Water Resources
and Power Development Authority
(A Component Unit of the State of Colorado)
Notes to Financial Statements
December 31, 2011 and 2010**

	<u>Balance January 1, 2010</u>	<u>New issues</u>	<u>Retirements</u>	<u>Balance December 31, 2010</u>
Drinking Water Revolving Fund:				
Revenue Bonds:				
1997 Series A	\$ 12,140,000	\$ -	\$ 1,245,000	\$ 10,895,000
1998 Series A	8,495,000	-	750,000	7,745,000
1999 Series A	23,955,000	-	2,610,000	21,345,000
2000 Series A	3,845,000	-	1,570,000	2,275,000
2002 Series A	11,860,000	-	770,000	11,090,000
2003 Series A	18,915,000	-	1,175,000	17,740,000
2003 Series B	10,075,000	-	550,000	9,525,000
2006 Series A	10,015,000	-	455,000	9,560,000
2006 Series B	34,080,000	-	1,125,000	32,955,000
2008 Series A	11,020,000	-	155,000	10,865,000
2008 Series B	8,865,000	-	350,000	8,515,000
	<u>153,265,000</u>	<u>-</u>	<u>10,755,000</u>	<u>142,510,000</u>
Drinking Water Revolving Fund Refunding Revenue Bonds				
2005 Series A	20,110,000	-	5,000	20,105,000
Total Drinking Water Revolving Fund	173,375,000	\$ -	\$ 10,760,000	162,615,000
Deferred (costs) benefits	145,247			127,133
Less current portion	<u>(10,760,000)</u>			<u>(15,095,000)</u>
Noncurrent bonds payable – Drinking Water Revolving Fund	\$ 162,760,247			\$ 147,647,133
Total enterprise funds:				
Revenue bonds at par	\$ 1,028,900,000	\$ 145,195,000	\$ 63,755,000	\$ 1,110,340,000
Deferred (costs) benefits	473,105			466,082
Current portion	<u>(54,780,000)</u>			<u>(63,795,000)</u>
Noncurrent bonds payable, net	\$ 974,593,105			\$ 1,047,011,082

**Colorado Water Resources
and Power Development Authority
(A Component Unit of the State of Colorado)
Notes to Financial Statements
December 31, 2011 and 2010**

All the outstanding SWRP bonds are insured by National Public Finance Guaranty, a wholly owned subsidiary of MBIA, Inc. The SWRP bonds are insured as to payment of principal and interest. The Clean Water Revenue Bonds, Series 1992A are insured as to payment of principal and interest by Assured Guaranty Municipal Corp. The Wastewater Revolving Fund Refunding Revenue Bonds, Series 1996A are insured as to payment of principal and interest by AMBAC Indemnity Corporation. The Water Resources Revenue Bonds Series 2003A, Series 2004B, Series 2004C, Series 2004D, Series 2004E, Series 2005A, Series 2005E and Series 2005F are insured as to payment of principal and interest by MBIA Insurance Corporation. The Water Resources Revenue Bonds Series 2005B, Series 2005C, Series 2005D, Series 2008A, Series 2009A, Series 2010A, and 2011A are insured as to payment of principal and interest by Assured Guaranty Municipal Corp.

As of December 31, 2011, the outstanding bonds of the Authority had original principal amounts of \$104,380,000 for the Small Water Resources Program, \$451,455,000 for the Water Revenue Bonds Program, \$551,325,000 for the Clean Water Revenue Bonds, \$196,140,000 for the Wastewater Revolving Fund Refunding Revenue Bonds, \$265,335,000 for the Drinking Water Revolving Fund Bonds and \$20,305,000 for Drinking Water Revolving Fund Refunding Revenue Bonds, for a total of \$1,588,940,000. Principal payments on the bonds are made annually and interest on the bonds is payable semiannually with interest rates ranging from 1.3% to 7.0% and serial and term principal maturities, including mandatory sinking fund call provisions, extend through the year 2043. All bonds, except the Small Water Resources Series 2006A, the Wastewater Revolving Fund Refunding Revenue Bonds Series 1996A, 2001A, 2005A and A-2 and the Drinking Water Revolving Fund Refunding Revenue Bonds Series 2005A, have optional initial call provisions, generally eight to ten years from the issue date. All outstanding bonds with call provisions may be called at par.

During 2011 two loans were prepaid from the proceeds of borrower-issued refunding bonds and the associated SWRP and WRBP bonds were escrowed and legally defeased. The total amounts deposited into the escrow accounts, net of outstanding bond principal balances, was recorded as bond interest expense.

The Authority's debt service requirements to maturity, excluding unamortized original issue discount and premium and deferred costs on refundings, are as follows as of December 31, 2011:

	Water operations		WPCRF		DWRF		Total	
	Principal	Interest	Principal	Interest	Principal	Interest	Principal	Interest
2012	\$ 16,230,000	\$ 22,288,169	\$ 32,870,000	\$ 21,447,567	\$ 11,105,000	\$ 7,737,413	\$ 60,205,000	\$ 51,473,149
2013	15,435,000	21,626,675	32,150,000	19,971,293	12,320,000	7,251,168	59,905,000	48,849,136
2014	16,120,000	20,974,574	31,925,000	18,509,761	12,710,000	6,718,730	60,755,000	46,203,065
2015	15,925,000	20,239,136	28,755,000	17,014,384	12,975,000	6,150,990	57,655,000	43,404,510
2016	14,880,000	19,501,891	30,430,000	15,681,204	13,795,000	5,564,667	59,105,000	40,747,762
2017-2021	71,110,000	87,732,361	151,135,000	56,500,633	59,330,000	18,547,340	281,575,000	162,780,334
2022-2026	71,800,000	70,632,244	111,525,000	23,537,394	34,390,000	7,168,024	217,715,000	101,337,662
2027-2031	86,840,000	52,852,156	40,865,000	5,291,637	14,145,000	1,800,919	141,850,000	59,944,712
2032-2036	115,150,000	26,684,756	4,885,000	195,400	1,545,000	67,594	121,580,000	26,947,750
2037-2041	28,130,000	7,544,038	-	-	-	-	28,130,000	7,544,038
2042-2043	11,665,000	926,363	-	-	-	-	11,665,000	926,363
Total	\$ 463,285,000	\$ 351,002,363	\$ 464,540,000	\$ 178,149,273	\$ 172,315,000	\$ 61,006,845	\$ 1,100,140,000	\$ 590,158,481

Total interest expense on bonds for 2011 and 2010 amounted to \$24,225,805, \$22,112,799, \$7,837,296 and to \$21,232,307, \$21,908,768, \$7,820,199 for the Water Operations, Water Pollution Control and Drinking Water Funds, respectively.

**Colorado Water Resources
and Power Development Authority
(A Component Unit of the State of Colorado)
Notes to Financial Statements
December 31, 2011 and 2010**

The bond resolutions authorizing the various bond issues contain general provisions and provisions related to accounting and financial operations of the Authority. Management of the Authority believes they are in substantial compliance with these provisions.

Pursuant to terms set forth in the bond resolutions, various assets are pledged as security for the respective bonds issued to fund the loans. The pledged assets include loans receivable and investments held in project accounts, debt service reserve funds, debt service funds and various other accounts. Furthermore, as an additional credit enhancement, the Authority elected to cross collateralize the assets between the WPCRF and the DWRF programs.

	2011			
	Water Operations	Water Pollution Control	Drinking Water	Totals
Assets pledged for bonds payable	\$ 547,697,356	\$ 741,146,176	\$ 295,806,793	\$ 1,584,650,325
Bonds payable at par	463,285,000	464,540,000	172,315,000	1,100,140,000

	2010			
	Water Operations	Water Pollution Control	Drinking Water	Totals
Assets pledged for bonds payable	\$ 528,753,969	\$ 797,211,618	\$ 265,203,267	\$ 1,591,168,854
Bonds payable at par	465,095,000	482,630,000	162,615,000	1,110,340,000

The Authority has provided a Debt Service Bond Reserve Account at least equal to the debt service reserve requirement under the Small Water Resources Bond Resolution. At December 31, 2011 and 2010, the Small Water Resources Debt Service Reserve Account amounted to \$8,500,000 and was fully funded. This amount is reflected in restricted net assets of the Water Operations Enterprise Fund and in the pledged asset totals above. The Authority can issue up to \$150,000,000 (excluding refunding bonds) of outstanding Small Water Resources Revenue Bonds at the current funding level for the Small Water Resources Debt Service Reserve Account. At December 31, 2011 and 2010, the Authority had \$51,565,000 and \$59,480,000 of outstanding Small Water Resources Revenue Bonds, respectively.

**Colorado Water Resources
and Power Development Authority
(A Component Unit of the State of Colorado)
Notes to Financial Statements
December 31, 2011 and 2010**

Note 7: Interfund Receivables, Payables and Transfers

The composition of interfund balances as of December 31, 2011 and 2010 is as follows:

<u>Receivable Funds</u>	<u>Payable Funds</u>	<u>2011 Amount</u>	<u>2010 Amount</u>
Water Operations	Water Pollution Control	\$ 698,172	\$ 419,135
	Drinking Water	<u>1,880,949</u>	<u>1,714,606</u>
Total		<u>\$ 2,579,121</u>	<u>\$ 2,133,741</u>

The outstanding balances between funds result from the Water Operations Fund paying certain operating expenses of the Water Pollution Control Fund and Drinking Water Fund for which it is reimbursed.

<u>Transfer Out</u>	<u>2011 Transfer In</u>	<u>2010 Transfer In</u>
	<u>Drinking Water</u>	<u>Drinking Water</u>
Water Pollution Control	\$ <u>181,176</u>	\$ <u>229,942</u>

Administrative fees collected in the Water Pollution Control Fund were transferred to the Drinking Water Fund to pay certain administrative expenses.

Note 8: Board-Designated Accounts

Included in the balance of unrestricted net assets of the Water Operations Enterprise Fund are monies designated by the Board for specific purposes. These amounts are not included in restricted net assets, because the designations do not meet the definition of restricted net assets as defined by accounting principles generally accepted in the United States of America. Board designations were as follows in the Water Operations Enterprise Fund as of December 31:

	<u>2011</u>	<u>2010</u>
Self-insurance account	\$ 800,000	\$ 800,000
La Plata River escrow account	<u>17,080,874</u>	<u>17,527,429</u>
Total Board-designated accounts	<u>\$ 17,880,874</u>	<u>\$ 18,327,429</u>

**Colorado Water Resources
and Power Development Authority
(A Component Unit of the State of Colorado)
Notes to Financial Statements
December 31, 2011 and 2010**

Note 9: EPA Capitalization Grants

The following table details the EPA capitalization grants and matching requirements of \$1 of state match for every \$5 of the base program capitalization grants recognized, by project, during 2011 and 2010. The ARRA grants awarded in 2009 did not require state matching contributions to the programs. Included in the base program capitalization grants recognized is the principal forgiveness recognized under the WPCRF and DWRP programs during 2011 and 2010.

During 2011, the Authority forgave (Note 2s) \$1,218,934 and \$4,931,700 and during 2010, forgave \$1,870,496 and \$7,222,200 in WPCRF and DWRP base program loans, respectively, for base program grant-funded loans executed during the year. The amounts are included in loan principal forgiven in the statement of revenues, expenses and changes in fund net assets.

	Federal grants recognized in 2011	Matching requirement for 2011
Water Pollution Control Revolving Fund Projects:		
Leveraged loans		
2008A Elizabeth, Town of	\$ 86,587	\$ 17,317
2005B Glendale, City of	19,613	3,923
2010A Glenwood Springs, City of	3,213,621	642,724
2008A New Castle, Town of	84,446	16,889
2010A Pueblo, City of	4,130,881	826,176
Total leveraged loans	7,535,148	1,507,029
ARRA direct loans:		
Fremont Sanitation District	294,506	Not required
Georgetown, Town of	820,591	Not required
Gunnison County	66,185	Not required
Manitou Springs, City of	312,411	Not required
Monument Sanitation District	28,026	Not required
Pagosa Area Water and Sanitation District	2,738,439	Not required
Widefield Water and Sanitation District	298,696	Not required
Total ARRA direct loans	4,558,854	-
Base Program Direct Loans:		
Cheraw, Town of	28,255	5,651
Cheyenne Wells Sanitation District #1	24,920	4,984
Empire, Town of	32,383	6,477
Mountain View Villages Water and Sanitation Dist.	73,903	14,781
Olathe, Town of	9,720	1,944
Silver Plume, Town of	113,041	22,608
	282,222	56,445
Total Water Pollution Control Fund	\$ 12,376,224	\$ 1,563,474

**Colorado Water Resources
and Power Development Authority
(A Component Unit of the State of Colorado)
Notes to Financial Statements
December 31, 2011 and 2010**

	<u>Federal grants recognized in 2011</u>	<u>Matching requirement for 2011</u>
Drinking Water Revolving Fund Projects:		
Leveraged loans		
2006B Alamosa, City of	\$ 95,902	\$ 19,180
2006B Arapahoe County Water and Sanitation District	8,837	1,767
2008A Pagosa Area Water and Sanitation District	1,329,343	265,869
2011A Sterling, City of	3,696,399	739,280
Total leveraged loans	<u>5,130,481</u>	<u>1,026,096</u>
ARRA Funded Direct Loans:		
Brighton, City of	60,886	Not required
Divide MPC Metropolitan District #1	16,893	Not required
Florence, City of	317,158	Not required
Georgetown, Town of	820,402	Not required
Hot Sulphur Springs, Town of	193,124	Not required
Kit Carson, Town of	5,729	Not required
Kremmling, Town of	206,653	Not required
Lamar, City of	582,464	Not required
Manitou Springs, City of	28,192	Not required
Manitou Springs, City of	910,999	Not required
Ophir, Town of	34,438	Not required
Rocky Ford, City of	143,463	Not required
Total ARRA direct loans	<u>3,320,401</u>	<u>-</u>
Base Program Direct Loans:		
Blanca, Town of	53,137	10,627
Colorado Springs Utilities	1,320,686	264,137
Grand Junction, City of	127,722	25,544
Holly, Town of	43,214	8,643
Hotchkiss, Town of	198,895	39,779
Kit Carson, Town of	10,000	2,000
Orchard City, Town of	945,918	189,184
Paonia, Town of	285,880	57,176
Rocky Ford, City of	603,964	120,793
Sawpit, Town of	1,907	381
Swink, Town of	40,006	8,001
Two Buttes, Town of	102,690	20,538
	<u>3,734,019</u>	<u>746,803</u>
Total Drinking Water Revolving Fund	<u>12,184,901</u>	<u>1,772,899</u>
Total EPA Capitalization Grants	<u>\$ 24,561,125</u>	<u>\$ 3,336,373</u>

**Colorado Water Resources
and Power Development Authority
(A Component Unit of the State of Colorado)
Notes to Financial Statements
December 31, 2011 and 2010**

	Federal grants recognized in 2010	Matching requirement for 2010
Water Pollution Control Revolving Fund Projects:		
Leveraged loans		
2006B Cherokee Metropolitan District	\$ 503,092	\$ 100,618
2008A Elizabeth, Town of	541,326	108,265
2005B Glendale, City of	31,399	6,280
2010A Glenwood Springs, City of	3,252,955	650,591
2003A Milliken, Town of	506	101
2008A New Castle, Town of	642,329	128,466
2010A Pueblo, City of	1,558,835	311,767
Total leveraged loans	6,530,442	1,306,088
ARRA direct loans:		
Bayfield, Town of	19,396	Not required
Erie, Town of	1,620,947	Not required
Fremont Sanitation District	1,339,668	Not required
Georgetown, Town of	4,270,862	Not required
Gunnison County	275,068	Not required
Manitou Springs, City of	1,756,274	Not required
Monument Sanitation District	1,330,073	Not required
Pagosa Area Water and Sanitation District	3,374,223	Not required
Pueblo, City of	1,262,647	Not required
Red Cliff, Town of	1,733,705	Not required
Rye, Town of	1,593,937	Not required
Widefield Water and Sanitation District	892,528	Not required
Total ARRA direct loans	19,469,328	-
Base Program Direct Loans:		
Campo, Town of	27,954	5,591
Cheyenne Wells Sanitation District #1	12,318	2,464
Mountain View Villages Water and Sanitation Dist.	113,746	22,749
	154,018	30,804
Total Water Pollution Control Fund	\$ 26,153,788	\$ 1,336,892

**Colorado Water Resources
and Power Development Authority
(A Component Unit of the State of Colorado)
Notes to Financial Statements
December 31, 2011 and 2010**

	Federal grants recognized in 2010	Matching requirement for 2010
Drinking Water Revolving Fund Projects:		
Leveraged loans		
2006B Alamosa, City of	\$ 494,768	\$ 98,954
2006B Arapahoe County Water and Sanitation District	361,822	72,364
2006B Cottonwood Water and Sanitation District	576,815	115,363
2008A Estes Park, Town of	19,777	3,955
2008A Pagosa Area Water and Sanitation District	1,370,876	274,175
2008B Project 7 Water Authority	128,132	25,626
Total leveraged loans	2,952,190	590,437
ARRA Funded Direct Loans:		
Arabian Acres Metropolitan District	169,701	Not required
Brighton, City of	881,279	Not required
Cheyenne Wells, Town of	1,075,600	Not required
Colorado City Metropolitan District	1,320,414	Not required
Divide MPC Metropolitan District #1	68,521	Not required
Florence, City of	1,682,842	Not required
Fraser, Town of	474,384	Not required
Gateway Metropolitan District	576,575	Not required
Georgetown, Town of	2,241,449	Not required
Hi-Land Acres Water and Sanitation District	899,459	Not required
Hot Sulphur Springs, Town of	2,323,253	Not required
Kit Carson, Town of	334,705	Not required
Kremmling, Town of	1,438,476	Not required
La Junta, City of	1,281,646	Not required
Lamar, City of	3,236,677	Not required
Manitou Springs, City of	1,486,026	Not required
Manitou Springs, City of	852,557	Not required
Norwood Water Commission, Town of	422,962	Not required
Ophir, Town of	460,562	Not required
Ridgway, Town of	450,000	Not required
Rocky Ford, City of	686,461	Not required
Seibert, Town of	1,139,739	Not required
Total ARRA direct loans	23,503,288	-
Base Program Direct Loans:		
Colorado Springs Utilities	4,993,689	998,738
Grand Junction, City of	3,656,202	731,240
Holly, Town of	60,178	12,036
Kit Carson, Town of	369,125	73,825
Orchard City, Town of	824,428	164,886
Sawpit, Town of	98,093	19,619
Two Buttes, Town of	11,512	2,302
	10,013,227	2,002,646
Total Drinking Water Revolving Fund	36,468,705	2,593,083
Total EPA Capitalization Grants	\$ 62,622,493	\$ 3,929,975

**Colorado Water Resources
and Power Development Authority
(A Component Unit of the State of Colorado)
Notes to Financial Statements
December 31, 2011 and 2010**

Note 10: Defined Benefit Pension Plan, Health Care Program and Life Insurance Program

Defined Benefit Pension Plan – Plan Description

The Authority's employees and Board members participate in a defined benefit pension plan. The plan's purpose is to provide income to members and their families at retirement or in case of death or disability. The plan is a cost-sharing multiple-employer plan administered by the Public Employees' Retirement Association (PERA). PERA was established by state statute in 1931. Responsibility for the organization and administration of the plan is placed with the Board of Trustees of PERA. Changes to the plan require an actuarial assessment and legislation by the General Assembly. The Authority contributes to the State Division Trust Fund, which is included in PERA's financial statements. Copies of these statements may be obtained by writing PERA, P.O. at PO Box 5800, Denver, Colorado 80217, or by calling PERA at 1-800-759-PERA (7372), or by visiting www.copera.org.

Employees hired by the Authority after January 1, 2006, are allowed 60 days to elect to participate in a defined contribution retirement plan administered by the state's Deferred Compensation Committee rather than becoming a member of PERA. If that election is not made, the employee becomes a member of PERA, and the member is allowed 60 days from commencing employment to elect to participate in a defined contribution plan administered by PERA rather than the defined benefit plan.

PERA members electing the defined contribution plan are allowed an irrevocable election between the second and fifth year to use their defined contribution account to purchase service credit and be covered under the defined benefit retirement plan. However, making this election subjects the member to the rules in effect for those hired on or after January 1, 2007, as discussed below. Employer contributions to both defined contribution plans are the same as the contributions to the PERA defined benefit plan.

Defined benefit plan members vest after five years of service and are eligible for retirement based on their original hire date as follows:

- Hired before July 1, 2005 -- age 50 with 30 years of service, age 60 with 20 years of service, or age 65 with any years of service.
- Hired between July 1, 2005 and December 31, 2006 – any age with 35 years of service, age 55 with 30 years of service, age 60 with 20 years of service, or age 65 with any years of service.
- Hired between January 1, 2007 and December 31, 2010 – any age with 35 years of service, age 55 with 30 years of service, age 60 with 25 years of service, or age 65 with any years of service.
- Hired on or after January 1, 2011 – any age with 35 years of service, age 58 with 30 years of service, or age 65 with 5 years of service.

Members are also eligible for retirement benefits without a reduction for early retirement based on their original hire date as follows:

- Hired before January 1, 2007 – age 55 with a minimum of 5 years of service credit and age plus years of service equals 80 or more.
- Hired on or after January 1, 2007 – age 55 with a minimum of 5 years of service credit and age plus years of service equals 85 or more.

Members automatically receive the higher of the defined retirement benefit or money purchase benefit at retirement. Defined benefits are calculated as 2.5 percent times the number of years of service times the

**Colorado Water Resources
and Power Development Authority
(A Component Unit of the State of Colorado)
Notes to Financial Statements
December 31, 2011 and 2010**

highest average salary (HAS). HAS is calculated as one-twelfth of the average of the highest salaries on which contributions were paid, associated with three periods of 12 consecutive months of service credit and limited to the following increases between periods:

- If you began membership on or before December 31, 2006, and you were eligible to retire on January 1, 2011, your annual increase limit is 15 percent.
- If you began membership on or before December 31, 2006, and you were not eligible to retire on January 1, 2011, your annual increase limit is 8 percent.
- If you began membership on or after January 1, 2007, your annual increase limit is 8 percent.

Retiree benefits are increased annually based on their original hire date as follows:

- Hired before January 1, 2007 – 2 percent per year unless PERA has a negative investment year. If PERA has a negative investment year, then for the next three years, the annual increase becomes the lesser of 2 percent or the average of the monthly Consumer Price Index amounts for the prior calendar year.
- Hired after January 1, 2007 – the lesser of 2 percent or the average of the monthly Consumer Price Index amounts for the prior calendar year. In no case can the sum of annual increases paid to a division's benefit recipients exceed 10 percent of the divisional annual increase reserve (the reserve is funded by 1 percent of the employer contributions for this population).
- If PERA's overall funded status is at or above 103 percent, the annual increase cap of 2 percent will increase by 0.25 percent per year. If after PERA's overall funded status reaches 103 percent and it subsequently drops below 90 percent, the 2 percent annual increase cap will decrease by 0.25 percent per year, but will never drop below 2 percent.

Members disabled, who have five or more years of service credit, six months of which has been earned since the most recent period of membership, may receive retirement benefits if determined to be permanently disabled. If members die before retirement, their eligible children under the age of 18 (23 if a full time student) or their spouse may be entitled to a single payment or monthly benefit payments. If a member does not have eligible children or a spouse, then financially dependent parents, beneficiaries, or the member's estate, may be entitled to a survivor's benefit.

Defined Benefit Pension Plan – Funding Policy

The contribution requirements for plan members and their employers are established, and may be amended, by the General Assembly. The amount of an employee's salary that is subject to PERA contribution is his or her gross earnings less any voluntary reduction in pay contribution to the Authority's flexible benefit plan established under Section 125 of the Internal Revenue Code.

Prior to July 1, 2010, all employees were required to contribute 8.0% percent of their salary, as defined in CRS 24-51-101(42), to an individual account in the plan. From July 1, 2010, through June 30, 2012, the employee contribution rate is 10.5%. The Authority's contribution rates were 12.25% for 2011, 11.35% from July 1 to December 31, 2010, 13.85% from January 1 to June 30, 2010 and 12.95% in 2009. Included in the 2011, 2010 and 2009 rates were an additional 2.60%, 2.2% and 1.8% for the Amortization Equalization Disbursement (AED). Also included in the rates is a supplemental amortization equalization disbursement rate that totaled 2.0%, 1.5% and 1.0% in 2011, 2010 and 2009, respectively. These rate adjustments are discussed below. Also included in these rates was 1.02 % that was allocated to the Health Care Trust Fund (HCTF), discussed herein.

**Colorado Water Resources
and Power Development Authority
(A Component Unit of the State of Colorado)
Notes to Financial Statements
December 31, 2011 and 2010**

Per Colorado Revised Statutes, an amortization period of 30 years for a defined benefit pension plan is deemed actuarially sound. At December 31, 2005, the division of PERA in which the Authority participates contained an infinite amortization period, meaning that the unfunded actuarially accrued liability would never be fully funded at the current contribution rate.

In the 2004 legislative session, the General Assembly authorized an AED to address a pension-funding shortfall. The AED required PERA employers to contribute an additional 0.5% of eligible salary beginning January 1, 2006, another 0.5 % in 2007, and subsequent year increases of 0.4 % until the additional AED rate reaches 3.0 % in 2012. During 2010, Senate Bill 10-001 extended the annual 0.4% AED rate increases from 2012 through 2017, resulting in a maximum cumulative increase of five percent.

In the 2006 legislative session, the general assembly authorized a Supplemental Amortization Equalization Disbursement (SAED) that requires PERA employers to pay an additional 0.5% of eligible salaries beginning January 1, 2008. The SAED is scheduled to increase by 0.5% annually, through 2013, resulting in a cumulative increase of three percentage points. Similar to the AED, Senate Bill 10-001 extended the annual 0.5% SAED rate increases from 2013 through 2017, resulting in a maximum cumulative increase of five percent. The SAED will be funded from the monies otherwise available for increases to employees' salaries. Both the AED and SAED will terminate when funding levels reach 100 percent.

Historically, members have been allowed to purchase service credit at reduced rates. However, legislation passed in the 2006 session required that future agreements to purchase service credit be sufficient to fund the related actuarial liability.

The Authority's contributions to the Defined Benefit Plan for 2011, 2010 and 2009 were \$117,143, \$120,782 and \$130,142, respectively. These contributions met the contribution requirement for each year.

Health Care Program

The PERA Health Care Program began covering benefit recipients and qualified dependents on July 1, 1986. This benefit was developed after legislation in 1985 established the Program and the Health Care Fund; the program was converted to a trust fund in 1999. Under this program, PERA subsidizes a portion of the monthly premium for health care coverage. The benefit recipient pays any remaining amount of that premium through an automatic deduction from his or her monthly retirement benefit. Effective July 1, 2000, the maximum monthly subsidy is \$230 per month for benefit recipients who are under 65 years of age and who are not entitled to Medicare; and \$115 per month for benefit recipients who are 65 years of age or older or who are under 65 years of age and entitled to Medicare. The maximum subsidy is based on the recipient having 20 years of service credit, and is subject to reduction by 5% for each year less than 20 years.

The HCTF is maintained by an employer's contribution rate as discussed above. The Authority's contributions to the HCTF for 2011, 2010 and 2009 were \$9,873, \$9,865 and \$10,411, respectively. These contributions met the contribution requirement for each year.

Monthly premium costs for participants depend on the health care plan selected, the number of persons covered, Medicare eligibility, and the number of years of service credit. PERA contracts with a major medical indemnity carrier to administer claims for self-insured medical benefit plans, and another carrier for prescription benefits, and with several health maintenance organizations providing services within Colorado.

**Colorado Water Resources
and Power Development Authority
(A Component Unit of the State of Colorado)
Notes to Financial Statements
December 31, 2011 and 2010**

Note 11: Postemployment Healthcare Benefits

The Authority contributes to the HCTF, a cost-sharing multiple-employer postemployment healthcare plan administered by PERA. The HCTF provides a healthcare premium subsidy to PERA participating benefit recipients and their eligible beneficiaries. Title 24, Article 51, Part 12 of the CRS, as amended, assigns the authority to establish the HCTF benefit provisions to the State Legislature. PERA issues a publicly available annual financial report that includes financial statements and required supplementary information for the HCTF. That report may be obtained online at www.copera.org or by writing to Colorado PERA, 1300 Logan Street, Denver, Colorado 80203 or by calling PERA at 303-832-9550 or 1-800-759-PERA (7372).

The financial statements of the HCTF are prepared using the accrual basis of accounting. Employer contributions are recognized as revenues in the period in which the employer pays compensation to the member and the employer is statutorily committed to pay these contributions to the HCTF. Benefits are recognized when due and payable in accordance with the terms of the plan. The HCTF plan investments are presented at fair value except for short-term investments, which are recorded at cost, which approximates fair value.

The Authority is required to contribute at a rate of 1.02% of covered salary for all PERA members as set by statute. No member contributions are required. The contribution requirements for the Authority are established under Title 24, Article 51, Part 4 of the CRS, as amended. The apportionment of the contribution to the HCTF is established under Title 24, Article 51, Section 208 of the Colorado Revised Statutes, as amended. For the years ended December 31, 2011, 2010 and 2009, the Authority's employer contributions to the HCTF were \$9,873, \$9,865 and \$10,411, respectively, equal to their required contributions for each year.

Note 12: Defined Contribution Pension Plan

Employees of the Authority may voluntarily contribute to the Voluntary Investment Program (401(k) Plan), an Internal Revenue Code Section 401(k) defined contribution plan administered by PERA. Plan participation is voluntary, and contributions are separate from others made to PERA. Title 24, Article 51, Part 14 of the CRS, as amended, assigns the authority to establish the 401(k) Plan provisions to the State Legislature.

The 401(k) Plan is funded by voluntary member contributions of up to a maximum limit set by the IRS (\$16,500 in 2011 and 2010 and up to an additional \$5,500 for participants over age 50 in 2011 and 2010). The contribution requirements for the Authority are established under Title 24, Article 51, and Section 1402 of the CRS, as amended. For the years ended December 31, 2011 and 2010, the 401(k) Plan member contributions from the Authority were \$69,711 and \$82,128, respectively.

**Colorado Water Resources
and Power Development Authority
(A Component Unit of the State of Colorado)
Notes to Financial Statements
December 31, 2011 and 2010**

Note 13: Commitments

Leases

The Authority leases office facilities under an operating lease that expires December 31, 2012. Rent expense totaled \$136,556 and \$118,581 for 2011 and 2010, respectively. Below is a schedule of the non-cancelable lease payments due as of December 31, 2011:

<u>Year</u>	<u>Rent</u>
2012	\$ <u>109,605</u>
Total	\$ <u><u>109,605</u></u>

Note 14: Tax, Spending and Debt Limitations

In November 1992, the voters of Colorado approved Amendment 1, referred to as the Taxpayer's Bill of Rights (TABOR), which added Section 20 to article X of the Colorado Constitution. TABOR contains tax, spending, revenue, and debt limitations which apply to the State of Colorado and all local governmental agencies.

Enterprises, defined as government-owned businesses authorized to issue revenue bonds and receiving less than 10% of annual revenue in grants from all state and local governmental agencies combined, are excluded from the provisions of TABOR. The Authority's management believes that its operations qualify for this exclusion. However, TABOR is complex and subject to interpretation. Many of the provisions, including the qualification as an Enterprise, may require judicial interpretation.

Note 15: Risk Management and Contingencies

The Authority is exposed to various risks of loss related to torts; thefts of, damage to, or destruction of assets; errors or omissions; injuries to employees; or acts of God. The Authority maintains commercial insurance for most risks of loss, excluding directors' and officers' legal liability for which the Authority is self-insured. The Authority is fully insured for employee healthcare through PERA. There were no significant reductions in insurance coverage from the prior year, and there have been no settlements that exceed the Authority's insurance coverage during the past three years.

The Authority receives federal grant funds from the EPA. These amounts are subject to audit and adjustment by the federal government. Any disallowed claims, including amounts already collected, may constitute a liability of the Authority. The amount, if any, of expenses which may be disallowed by the federal government cannot be determined at this time, although the Authority expects such amounts, if any, to be immaterial to its financial operations.

**Colorado Water Resources
and Power Development Authority
(A Component Unit of the State of Colorado)
Notes to Financial Statements
December 31, 2011 and 2010**

Note 16: Significant Estimates and Concentrations

Current Economic Conditions

Beginning in 2008, the U.S. economy experienced uncertainty and instability in the financial markets and a number of other sectors of the economy. The Congress, U.S. Treasury and the Federal Reserve System have taken a number of actions in an attempt to provide liquidity to the credit markets, to save and create jobs and to stabilize the overall economy. While there are signs that the economy is improving it continues to be unclear as to the length and breadth of the current recession.

Existing collateralized investments and counterparty financial institutions are being closely monitored to ensure contractual obligations are being met and contingency plans are being developed, should action be required. The present turmoil in the financial markets limits the qualifying investment alternatives for existing cash, bond proceeds and grant funds. The interest rates on secure investments continue to be at or near historic lows and the long-term investments required by the Authority's financing model in the WPCRF and DWRF may subject those programs to additional investment interest rate risk. Lower investment interest rates also reduce the Authority's loan capacity, the dollars available to fund new loans, while maintaining the same rate of loan interest subsidy. Low interest rates also increase the incentive for some borrowers to prepay loans from the Authority by utilizing surplus cash or by issuing refunding debt. The Authority also continues to monitor market conditions for the economic feasibility of issuing refunding debt.

Like other areas of the country, Colorado communities are experiencing budget shortfalls. The impact of these economic conditions on the Authority's borrowers and their ability to continue to make timely loan repayments is difficult to determine; however, the loans are secured predominantly by revenues from essential water and sewer services. Some communities, particularly smaller communities, may generally be more vulnerable to the effects of downturns in the economy. In one such case, the Board has approved a short-term restructuring of loan repayments to assist this particular small local government. Additional requests for loan repayment restructuring are anticipated and those requests will be considered on a case-by-case basis. The Authority continues to monitor the financial status of its borrowers as part of an overall loan portfolio monitoring process.

THIS PAGE LEFT BLANK INTENTIONALLY

SUPPLEMENTARY INFORMATION

THIS PAGE LEFT BLANK INTENTIONALLY

**Colorado Water Resources
and Power Development Authority
(A Component Unit of the State of Colorado)
Regulatory Basis
Combining Schedule of Net Assets
Water Pollution Control Fund
December 31, 2011**

Assets	State Revolving Fund	Nonrevolving Fund	Water Pollution Control Fund
Current assets:			
Cash and cash equivalents	\$ 23,427,002	\$ 17,101,979	\$ 40,528,981
Federal grants receivable	-	13,868	13,868
Investment income receivable	2,441	339,202	341,643
Loans receivable	37,966,185	-	37,966,185
Accounts receivable – borrowers	4,908,506	2,117,513	7,026,019
Restricted assets:			
Cash and cash equivalents	37,840,532	448,905	38,289,437
Investments	24,860,196	-	24,860,196
Investment income receivable	683,689	-	683,689
Total current assets	<u>129,688,551</u>	<u>20,021,467</u>	<u>149,710,018</u>
Noncurrent assets:			
Restricted assets:			
Cash and cash equivalents	4,596,781	-	4,596,781
Investments	186,442,407	-	186,442,407
Investment income receivable	2,507,070	-	2,507,070
Loans receivable	518,013,655	-	518,013,655
Total noncurrent assets	<u>711,559,913</u>	<u>-</u>	<u>711,559,913</u>
Total assets	<u>841,248,464</u>	<u>20,021,467</u>	<u>861,269,931</u>
Liabilities and Net Assets			
Current liabilities:			
Project costs payable – direct loans	16,428,436	-	16,428,436
Project costs payable – leveraged loans	45,441,230	-	45,441,230
Bonds payable	32,870,000	-	32,870,000
Accrued interest payable	7,097,538	-	7,097,538
Accounts payable-other	-	40,870	40,870
Due to other funds	-	698,172	698,172
Other liabilities	-	1,231,572	1,231,572
Total current liabilities	<u>101,837,204</u>	<u>1,970,614</u>	<u>103,807,818</u>
Noncurrent liabilities:			
Project costs payable – direct loans	400,000	-	400,000
Project costs payable – leveraged loans	211,640	-	211,640
Bonds payable, net	432,204,904	-	432,204,904
Advance payable	-	3,975,643	3,975,643
Deferred revenue	44,280	400,342	444,622
Other liabilities	-	252,680	252,680
Total noncurrent liabilities	<u>432,860,824</u>	<u>4,628,665</u>	<u>437,489,489</u>
Total liabilities	<u>534,698,028</u>	<u>6,599,279</u>	<u>541,297,307</u>
Net assets:			
Restricted	<u>306,550,436</u>	<u>13,422,188</u>	<u>319,972,624</u>
Total net assets	<u>\$ 306,550,436</u>	<u>\$ 13,422,188</u>	<u>\$ 319,972,624</u>

See accompanying notes to regulatory basis schedules

**Colorado Water Resources
and Power Development Authority
(A Component Unit of the State of Colorado)
Regulatory Basis**

**Combining Schedule of Revenues, Expenses and Changes in Fund Net Assets
Water Pollution Control Fund
Year Ended December 31, 2011**

	<u>State Revolving Fund</u>	<u>Nonrevolving Fund</u>	<u>Water Pollution Control Fund</u>
Operating revenues:			
Interest on loans	\$ 13,249,962	\$ -	\$ 13,249,962
Interest on investments	8,619,826	678,930	9,298,756
Loan administrative fees:			
Program revenue	-	689,507	689,507
Non-program revenue	-	5,531,476	5,531,476
EPA grants	-	821,044	821,044
Other	37,542	-	37,542
	<u>21,907,330</u>	<u>7,720,957</u>	<u>29,628,287</u>
Total operating revenues			
Operating expenses:			
Interest on bonds	22,112,799	-	22,112,799
Grant administration	-	2,709,056	2,709,056
Loan principal forgiven	2,583,232	-	2,583,232
Other	49,985	163,821	213,806
	<u>24,746,016</u>	<u>2,872,877</u>	<u>27,618,893</u>
Total operating expenses			
Operating income (loss)	(2,838,686)	4,848,080	2,009,394
EPA capitalization grants	12,376,224	-	12,376,224
Transfers in (out)	2,930,916	(3,112,092)	(181,176)
	<u>12,468,454</u>	<u>1,735,988</u>	<u>14,204,442</u>
Change in net assets			
Net assets – beginning of year	<u>294,081,982</u>	<u>11,686,200</u>	<u>305,768,182</u>
Net assets – end of year	<u>\$ 306,550,436</u>	<u>\$ 13,422,188</u>	<u>\$ 319,972,624</u>

See accompanying notes to regulatory basis schedules

**Colorado Water Resources
and Power Development Authority
(A Component Unit of the State of Colorado)
Regulatory Basis**

**Notes to the Regulatory Basis of the Combining Schedule of Net Assets and the Combining
Schedule of Revenues, Expenses and Changes in Fund Net Assets
Water Pollution Control Fund
December 31, 2011**

Note 1: Purpose

The regulatory basis combining schedule of net assets and the combining schedule of revenues, expenses, and changes in fund net assets have been prepared as required by the U.S. Environmental Protection Agency (EPA) for purposes of segregating the activities of the Water Pollution Control Fund between the State Revolving Fund and Nonrevolving Fund. The State Revolving Fund and Nonrevolving Fund are activities within the Water Pollution Control enterprise fund, a major fund for accounting purposes. The State Revolving Fund and Nonrevolving Fund, individually, do not constitute a fund for reporting purposes under generally accepted accounting principles. The regulatory basis in the aggregate is consistent with generally accepted accounting principles.

Note 2: Grant Administration

All loan administrative fees revenues and expenses related to the operation of the Water Pollution Control Fund, including the administration of EPA capitalization grants, are accounted for in the Nonrevolving Fund.

Note 3: Advance Payable

The Nonrevolving Fund accounts for the advance from the Water Operations Fund. A cash advance is made, as needed, to the Nonrevolving Fund to meet the state match requirement of EPA capitalization grants. The cash transferred to the State Revolving Fund is included in the net transfers line item. The advance is periodically repaid to the Water Operations Fund with revenue generated from loan administrative fees paid by borrowers.

THIS PAGE LEFT BLANK INTENTIONALLY

**Colorado Water Resources
and Power Development Authority
(A Component Unit of the State of Colorado)
Regulatory Basis
Combining Schedule of Net Assets
Drinking Water Fund
December 31, 2011**

Assets	State Revolving Fund	Nonrevolving Fund	Drinking Water Fund
Current assets:			
Cash and cash equivalents	\$ 18,817,029	\$ 13,385,050	\$ 32,202,079
Federal grants receivable	-	1,652,967	1,652,967
Investment income receivable	1,727	146,305	148,032
Loans receivable	15,750,834	256,781	16,007,615
Accounts receivable – borrowers	1,442,349	833,404	2,275,753
Restricted assets:			
Cash and cash equivalents	18,541,219	4,594,496	23,135,715
Investments	8,757,915	-	8,757,915
Investment income receivable	311,529	-	311,529
Due from another account	10,197	5,000	15,197
Total current assets	<u>63,632,799</u>	<u>20,874,003</u>	<u>84,506,802</u>
Noncurrent assets:			
Restricted assets:			
Cash and cash equivalents	9,625,424	-	9,625,424
Investments	69,463,597	-	69,463,597
Investment income receivable	772,521	-	772,521
Loans receivable	246,421,141	1,040,405	247,461,546
Total noncurrent assets	<u>326,282,683</u>	<u>1,040,405</u>	<u>327,323,088</u>
Total assets	<u>389,915,482</u>	<u>21,914,408</u>	<u>411,829,890</u>
Liabilities and Net Assets			
Current liabilities:			
Project costs payable – direct loans	22,019,402	-	22,019,402
Project costs payable – leveraged loans	21,186,556	-	21,186,556
Bonds payable	11,105,000	-	11,105,000
Accrued interest payable	2,579,138	-	2,579,138
Due to other funds	-	1,880,949	1,880,949
Due to another account	-	15,197	15,197
Other liabilities	-	190,625	190,625
Total current liabilities	<u>56,890,096</u>	<u>2,086,771</u>	<u>58,976,867</u>
Noncurrent liabilities:			
Project costs payable – direct loans	300,000	-	300,000
Project costs payable – leveraged loans	1,385,000	-	1,385,000
Bonds payable, net	161,319,299	-	161,319,299
Advance payable	-	8,102,600	8,102,600
Deferred revenue	-	70,184	70,184
Other liabilities	-	273,505	273,505
Total noncurrent liabilities	<u>163,004,299</u>	<u>8,446,289</u>	<u>171,450,588</u>
Total liabilities	<u>219,894,395</u>	<u>10,533,060</u>	<u>230,427,455</u>
Net assets:			
Restricted	170,021,087	7,359,474	177,380,561
Unrestricted	-	4,021,874	4,021,874
Total net assets	<u>\$ 170,021,087</u>	<u>\$ 11,381,348</u>	<u>\$ 181,402,435</u>

See accompanying notes to regulatory basis schedules

**Colorado Water Resources
and Power Development Authority
(A Component Unit of the State of Colorado)
Regulatory Basis**

**Combining Schedule of Revenues, Expenses and Changes in Fund Net Assets
Drinking Water Fund
Year Ended December 31, 2011**

	<u>State Revolving Fund</u>	<u>Nonrevolving Fund</u>	<u>Drinking Water Fund</u>
Operating revenues:			
Interest on loans	\$ 4,549,307	\$ 47,206	\$ 4,596,513
Interest on investments	2,933,464	511,854	3,445,318
Loan administrative fees	-	3,061,163	3,061,163
EPA set aside grants:			
Administrative	-	936,408	936,408
Small Systems Training and Technical Assistance Program	-	673,888	673,888
Capacity Development	-	1,631,073	1,631,073
Wellhead Protection	-	860,587	860,587
Public Water System Supervision	-	1,585,515	1,585,515
Other	27,950	-	27,950
Total operating revenues	<u>7,510,721</u>	<u>9,307,694</u>	<u>16,818,415</u>
Operating expenses:			
Interest on bonds	7,837,296	-	7,837,296
Grant administration – state funded	-	827,651	827,651
EPA set asides:			
Administrative	-	936,408	936,408
Small Systems Training and Technical Assistance Program	-	673,888	673,888
Capacity Development	-	1,631,073	1,631,073
Wellhead Protection	-	860,587	860,587
Public Water System Supervision	-	1,585,515	1,585,515
Loan principal forgiven	5,294,012	-	5,294,012
Other	-	184,280	184,280
Total operating expenses	<u>13,131,308</u>	<u>6,699,402</u>	<u>19,830,710</u>
Operating income (loss)	(5,620,587)	2,608,292	(3,012,295)
EPA capitalization grants	12,184,901	-	12,184,901
Transfers in (out)	<u>5,776,533</u>	<u>(5,595,357)</u>	<u>181,176</u>
Change in net assets	12,340,847	(2,987,065)	9,353,782
Net assets – beginning of year	<u>157,680,240</u>	<u>14,368,413</u>	<u>172,048,653</u>
Net assets – end of year	<u>\$ 170,021,087</u>	<u>\$ 11,381,348</u>	<u>\$ 181,402,435</u>

See accompanying notes to regulatory basis schedules

**Colorado Water Resources
and Power Development Authority
(A Component Unit of the State of Colorado)**

Regulatory Basis

**Notes to the Regulatory Basis of the Combining Schedule of Net Assets and the Combining
Schedule of Revenues, Expenses and Changes in Fund Net Assets**

Drinking Water Fund

December 31, 2011

Note 1: Purpose

The regulatory basis combining schedule of net assets and the combining schedule of revenues, expenses, and changes in fund net assets have been prepared as required by the U.S. Environmental Protection Agency (EPA) for purposes of segregating the activities of the State Revolving Fund and Nonrevolving Fund. The State Revolving Fund and Nonrevolving Fund are activities within the Drinking Water enterprise fund, a major fund for accounting purposes. The State Revolving Fund and Nonrevolving Fund, individually, do not constitute a fund for reporting purposes under generally accepted accounting principles. The regulatory basis in the aggregate is consistent with generally accepted accounting principles.

Note 2: Nonrevolving Fund

The Authority issues direct loans to eligible municipalities which are funded with money from sources other than the State Revolving Funds. These loans are accounted for in the Nonrevolving Fund. The Drinking Water Fund nonfederal direct loans receivable amounted to \$1,297,186 at December 31, 2011. There are currently 12 loans outstanding at year-end that mature in years 2015 to 2017.

Note 3: Grant Administration

All administrative expenses, both federally and state (loan surcharge fees) funded, related to the operation of the Drinking Water Fund, including the administration of EPA capitalization grants and set aside programs, are accounted for in the Nonrevolving Fund.

Note 4: Set Aside Revenue and Expenses

The set aside activities of the Drinking Water Fund are recorded in the Nonrevolving Fund. Set asides for each capitalization grant, other than for administration, are provided to public and private entities to improve the performance or quality of drinking water systems. The 20% state match for these set asides is deposited to the State Revolving Fund by the Authority.

Note 5: Advance Payable

The Nonrevolving Fund accounts for the advance from the Water Operations Fund. A cash advance is made, as needed, to the Nonrevolving Fund to meet the state match requirement of EPA capitalization grants. The cash transferred to the State Revolving Fund is included in the net transfers line item. The advance is periodically repaid to the Water Operations Fund with revenue generated from loan administrative fees paid by borrowers.

**Colorado Water Resources
and Power Development Authority**
(A Component Unit of the State of Colorado)
Schedule of Revenues, Expenditures and Changes in Funds Available -
Actual (Non-GAAP Budgetary Basis) and Budget
Water Operations Fund
Year Ended December 31, 2011

	<u>Actual</u>	<u>Original budget</u>	<u>Changes</u>	<u>Final budget</u>	<u>Variance – favorable (unfavorable)</u>
Revenues:					
Interest on investments	\$ 879,101	\$ 947,000	\$ -	\$ 947,000	\$ (67,899)
WPCRF state match loan repayment	-	4,700,000	-	4,700,000	(4,700,000)
DWRF state match loan repayment	-	7,816,000	-	7,816,000	(7,816,000)
Loan principal payments – SWRP	7,980,145	5,014,000	-	5,014,000	2,966,145
Loan principal payments – WRBP	20,960,000	12,934,000	10,550,000	23,484,000	(2,524,000)
Loan principal payments – interim	1,374,934	14,800,000	-	14,800,000	(13,425,066)
Loan principal payments – WPFHP	-	300,000	-	300,000	(300,000)
Loan principal payments – SHLP	58,898	60,000	-	60,000	(1,102)
Bond proceeds – WRBP	28,460,340	83,000,000	(10,550,000)	72,450,000	(43,989,660)
Bond proceeds – Watershed Prot.	-	10,000,000	-	10,000,000	(10,000,000)
Refunding bond proceeds – SWRP	-	25,000,000	-	25,000,000	(25,000,000)
Loan interest income – SWRP	2,872,928	2,777,000	-	2,777,000	95,928
Loan interest income – WRBP	20,856,817	20,691,000	-	20,691,000	165,817
Loan interest income – WPFHP	-	500,000	-	500,000	(500,000)
Loan interest income – SHLP	22,956	200,000	-	200,000	(177,044)
Loan interest income – interim loans	9,637	518,000	-	518,000	(508,363)
Other	5	-	-	-	5
Total revenues	<u>83,475,761</u>	<u>189,257,000</u>	<u>-</u>	<u>189,257,000</u>	<u>(105,781,239)</u>
Expenditures:					
WPCRF state match loans	2,477,900	3,400,000	-	3,400,000	922,100
DWRF state match loans	3,287,800	5,000,000	-	5,000,000	1,712,200
General/administrative	621,313	1,024,500	-	1,024,500	403,187
Interim loans made	494,611	14,800,000	-	14,800,000	14,305,389
Bond principal payments – SWRP	7,915,000	5,000,000	3,000,000	8,000,000	85,000
Bond principal payments – WRBP	21,560,000	13,000,000	10,550,000	23,550,000	1,990,000
Bond principal payments – WPFHP	-	300,000	-	300,000	300,000
Bond interest expense – SWRP	2,931,673	2,900,000	50,000	2,950,000	18,327
Bond interest expense – WRBP	21,294,132	21,200,000	100,000	21,300,000	5,868
Bond interest expense – WPFHP	-	500,000	-	500,000	500,000
Bond Cost of Issuance – WPFHP	-	400,000	-	400,000	400,000
Loans made – WRBP	27,665,000	83,000,000	(10,650,000)	72,350,000	44,685,000
Loans made – WPFHP	-	10,000,000	-	10,000,000	10,000,000
SHLP Loan Draws	2,000,000	8,000,000	-	8,000,000	6,000,000
SHLP Planning & Design Grants	79,923	150,000	-	150,000	70,077
Refunding Bonds Escrow Deposit – SWRP	-	24,550,000	(3,050,000)	21,500,000	21,500,000
Refunding Issuance Costs – SWRP	-	450,000	-	450,000	450,000
Project expenditures	1,075,632	11,622,000	-	11,622,000	10,546,368
Arbitrage rebate – SWRP	-	100,000	-	100,000	100,000
Total expenditures	<u>91,402,984</u>	<u>205,396,500</u>	<u>-</u>	<u>205,396,500</u>	<u>113,993,516</u>
Excess of revenues over (under) expenditures	<u>\$ (7,927,223)</u>	<u>\$ (16,139,500)</u>	<u>\$ -</u>	<u>\$ (16,139,500)</u>	<u>\$ 8,212,277</u>

See accompanying notes to budgetary basis reconciliation

**Colorado Water Resources
and Power Development Authority
(A Component Unit of the State of Colorado)
Reconciliation and Note of Non-GAAP Budgetary Basis (Actual) to Statement of Revenues,
Expenses and Changes in Fund Net Assets
Water Operations Fund
Year Ended December 31, 2011**

Revenues (budgetary basis)	\$	83,475,761
Loan principal payments – SWRP (a.)		(7,980,145)
Loan principal payments – WRBP (a.)		(20,960,000)
Loan principal payments – interim (a.)		(1,374,934)
Loan principal payments – SHLP (a.)		(58,898)
Bond proceeds – WRBP (b.)		(28,460,340)
Revenues (GAAP basis)		24,641,444
Expenditures (budgetary basis)		91,402,984
Depreciation (c.)		14,266
WPCRF and DWRF advance – state match provided (d.)		(5,765,700)
Bond principal payments – SWRP (e.)		(7,915,000)
Bond principal payments – WRBP (e.)		(21,560,000)
Loans made – WRBP (f.)		(27,665,000)
Interim loans made (g.)		(494,611)
SHLP loans made (g.)		(2,000,000)
Expenses (GAAP basis)		26,016,939
Change in net assets per statement of revenues, expenses, and changes in fund net assets	\$	(1,375,495)

The budget for the Water Operations Fund is reported on the same basis as described in the Basis of Accounting section, except as follows:

- a. Leveraged, interim and SHLP loan principal payments are recorded as revenue when received from the borrower.
- b. Bond proceeds are treated as revenue when issued.
- c. Depreciation of equipment is not budgeted.
- d. WPCRF and DWRF advance – state match provided is treated as expenditure when transferred to the respective program.
- e. Bond principal payments are treated as expenditures when paid.
- f. Leveraged loans are treated as expenditures when loans are executed.
- g. Interim and SHLP loans are treated as expenditures when draws are made from project accounts.

**Colorado Water Resources
and Power Development Authority
(A Component Unit of the State of Colorado)
Schedule of Revenues, Expenditures and Changes in Funds Available –
Actual (non-GAAP Budgetary Basis) and Budget
Water Pollution Control Fund
Year Ended December 31, 2011**

	<u>Actual</u>	<u>Original budget</u>	<u>Changes</u>	<u>Final budget</u>	<u>Variance – favorable (unfavorable)</u>
Revenues:					
Interest on investments	\$ 9,298,756	\$ 10,252,000	\$ -	\$ 10,252,000	\$ (953,244)
Administrative fee	6,220,983	6,618,000	-	6,618,000	(397,017)
Loan interest income	13,249,962	15,260,000	-	15,260,000	(2,010,038)
EPA grants	13,197,268	75,469,000	-	75,469,000	(62,271,732)
Colorado state match	2,477,900	3,200,000	-	3,200,000	(722,100)
Loan principal repayments	37,663,490	40,333,000	-	40,333,000	(2,669,510)
Bond proceeds	15,211,044	59,200,000	-	59,200,000	(43,988,956)
Other	37,542	-	-	-	37,542
Total revenues	<u>97,356,945</u>	<u>210,332,000</u>	<u>-</u>	<u>210,332,000</u>	<u>(112,975,055)</u>
Expenditures:					
Grant administration	2,709,056	3,453,406	-	3,453,406	744,350
Bond principal payments	32,710,000	36,000,000	-	36,000,000	3,290,000
Advance repayments – state match	-	4,700,000	(15,000)	4,685,000	4,685,000
Transfer Administrative to DWRF	181,176	278,000	-	278,000	96,824
Project costs paid – direct loans	13,858,562	73,736,000	-	73,736,000	59,877,438
Loans made – leveraged loans	17,164,518	60,400,000	-	60,400,000	43,235,482
Planning and design grants to small local governments	163,821	325,600	15,000	340,600	176,779
Other	1,508,379	1,904,000	-	1,904,000	395,621
Loan principal forgiven	2,583,232	5,100,000	-	5,100,000	2,516,768
Bond interest expense	22,112,799	24,000,000	-	24,000,000	1,887,201
Capital asset acquisitions	-	5,000	-	5,000	5,000
Total expenditures	<u>92,991,543</u>	<u>209,902,006</u>	<u>-</u>	<u>209,902,006</u>	<u>116,910,463</u>
Excess of revenues over expenditures	<u>\$ 4,365,402</u>	<u>\$ 429,994</u>	<u>\$ -</u>	<u>\$ 429,994</u>	<u>\$ 3,935,408</u>

See accompanying notes to budgetary basis reconciliation

**Colorado Water Resources
and Power Development Authority
(A Component Unit of the State of Colorado)
Reconciliation and Note of Non-GAAP Budgetary Basis (Actual) to
Statement of Revenues, Expenses and Changes in Fund Net Assets
Water Pollution Control Fund
Year Ended December 31, 2011**

Revenues (budgetary basis)	\$	97,356,945
Loan principal payments (a.)		(37,663,490)
Advance – state match provided (b.)		(2,477,900)
Bond proceeds (c.)		(15,211,044)
		<u>42,004,511</u>
Revenues (GAAP basis)		<u>42,004,511</u>
Expenditures (budgetary basis)		92,991,543
Project costs paid – direct loans (d.)		(13,858,562)
Bond principal payments (e.)		(32,710,000)
Leveraged loans made (f.)		(17,164,518)
Arbitrage rebate payments (g.)		(1,458,394)
		<u>27,800,069</u>
Expenses (GAAP basis)		<u>27,800,069</u>
Change in net assets per statement of revenues, expenses, and changes in fund net assets	\$	<u>14,204,442</u>

The budget for the Water Pollution Control Fund is reported on the same basis as described in the Basis of Accounting section, except as follows:

- a. Loan principal payments are recorded as revenue when received from the borrower.
- b. Advance – state match is treated as revenue when transferred from Water Operations.
- c. Bond proceeds are treated as revenue when issued.
- d. Direct loans are treated as expenditures when draws are made from project accounts.
- e. Bond principal payments are treated as expenditures when paid.
- f. Leveraged loans are treated as expenditures when loans are executed.
- g. Arbitrage rebate payments are treated as expenditures when paid to the United States Treasury.

**Colorado Water Resources
and Power Development Authority
(A Component Unit of the State of Colorado)
Schedule of Revenues, Expenditures and Changes in Funds Available -
Actual (Non-GAAP Budgetary Basis) and Budget
Drinking Water Fund
Year Ended December 31, 2011**

	<u>Actual</u>	<u>Original budget</u>	<u>Changes</u>	<u>Final budget</u>	<u>Variance – favorable (unfavorable)</u>
Revenues:					
Interest on investments	\$ 3,445,318	\$ 3,000,000	\$ -	\$ 3,000,000	\$ 445,318
Loan interest income	4,596,513	7,391,000	-	7,391,000	(2,794,487)
Loan principal repayments	14,963,894	20,121,000	-	20,121,000	(5,157,106)
Bond proceeds	25,544,825	59,200,000	-	59,200,000	(33,655,175)
Refunding bond proceeds	-	40,000,000	-	40,000,000	(40,000,000)
Capital contributions – EPA	12,184,901	45,607,000	-	45,607,000	(33,422,099)
Colorado state match	3,287,800	4,800,000	-	4,800,000	(1,512,200)
EPA capitalization grant set asides revenue	5,687,471	9,276,121	-	9,276,121	(3,588,650)
Transfer Administrative Fees – WPCRF	181,176	278,000	-	278,000	(96,824)
Administrative fee income	3,061,163	4,336,000	-	4,336,000	(1,274,837)
Other	27,950	-	-	-	27,950
Total revenues	<u>72,981,011</u>	<u>194,009,121</u>	<u>-</u>	<u>194,009,121</u>	<u>(121,028,110)</u>
Expenditures:					
Grant administration – State funded	1,764,060	2,334,580	-	2,334,580	570,520
Bond principal payments made	15,095,000	15,000,000	200,000	15,200,000	105,000
Advance repayments – state match	-	7,816,000	(70,000)	7,746,000	7,746,000
Project costs paid – direct loans	13,066,473	52,113,790	-	52,113,790	39,047,317
Loans made – leveraged	28,558,845	59,000,000	-	59,000,000	30,441,155
Planning and design grants to small local governments	184,280	289,000	70,000	359,000	174,720
Payment to refunded bond escrow	-	39,300,000	(200,000)	39,100,000	39,100,000
Refunding bonds issuance cost	-	700,000	-	700,000	700,000
Loan principal forgiven	5,294,012	10,200,000	-	10,200,000	4,905,988
Bond interest expense	7,837,296	12,000,000	-	12,000,000	4,162,704
EPA capitalization grant set asides	4,751,062	7,898,594	-	7,898,594	3,147,532
Arbitrage rebate payments	581,332	750,000	-	750,000	168,668
Capital asset acquisitions	-	5,000	-	5,000	5,000
Total expenditures	<u>77,132,360</u>	<u>207,406,964</u>	<u>-</u>	<u>207,406,964</u>	<u>130,274,604</u>
Excess of revenues over expenditures	<u>\$ (4,151,349)</u>	<u>\$ (13,397,843)</u>	<u>\$ -</u>	<u>\$ (13,397,843)</u>	<u>\$ 9,246,494</u>

See accompanying notes to budgetary basis reconciliation

**Colorado Water Resources
and Power Development Authority
(A Component Unit of the State of Colorado)
Reconciliation and Note of Non-GAAP Budgetary Basis (Actual) to
Statement of Revenues, Expenses and Changes in Fund Net Assets
Drinking Water Fund
Year Ended December 31, 2011**

Revenues (budgetary basis)	\$	72,981,011
Loan principal payments (a.)		(14,963,894)
Advance – state match provided (b.)		(3,287,800)
Bond proceeds (c.)		(25,544,825)
		29,184,492
Revenues (GAAP basis)		29,184,492
Expenditures (budgetary basis)		77,132,360
Project costs paid – direct loans (d.)		(13,066,473)
Bond principal payments made (e.)		(15,095,000)
Leveraged loans made (f.)		(28,558,845)
Arbitrage rebate payments (g.)		(581,332)
		19,830,710
Expenses (GAAP basis)		19,830,710
Change in net assets per statement of revenues, expenses, and changes in fund net assets	\$	9,353,782

The budget for the Drinking Water Fund is reported on the same basis as described in the Basis of Accounting section, except as follows:

- a. Loan principal payments are recorded as revenue when received from the borrower.
- b. Advance – state match is treated as revenue when transferred from Water Operations.
- c. Bond proceeds are treated as revenue when issued.
- d. Direct loans are treated as expenditures when draws are made from project accounts.
- e. Bond principal payments are treated as expenditures when paid.
- f. Leveraged loans are treated as expenditures when loans are executed.
- g. Arbitrage rebate payments are treated as expenditures when paid to the United States Treasury.

**Colorado Water Resources
and Power Development Authority
(A Component Unit of the State of Colorado)
Schedule of Project Costs Payable – By Borrower
December 31, 2011**

The following pages contain information, by borrower, showing balances in project costs payable (loan proceeds remaining) and loans receivable. The borrower accounts are categorized by fund, by programs within the fund and by loan types.

Leveraged loans are funded by bond proceeds and may be partially funded by EPA Capitalization Grants and Authority resources. These loans are designated by the year and series of bonds providing the related capital, such as 2006A.

Projects in the SHLP, WPCRF and DWRF may be financed by direct loans. Loans are funded by EPA Capitalization Grants, reloan monies and/or Authority resources. Base program loans are those not funded by 2009 ARRA grants. Disadvantaged Community loans are discussed in the notes to the financial statements. ARRA loans are listed separately. As discussed in the notes to the financial statements, the Authority provided principal forgiveness on certain ARRA and 2011 and 2010 base program directs. Therefore, certain borrowers that received principal forgiveness will appear in the project costs payable list, but not in the loans receivable list.

Certain DWRF loans were funded from Authority cash and are listed separately under the State Direct loan heading.

	<u>Project costs payable</u>
Water Operations Fund:	
WRBP:	
Donala Water and Sanitation District	\$ 6,302,642
Fountain, City of	8,421,538
North Weld County Water District	2,394,849
Parker Water and Sanitation District	39,746,236
Steamboat Springs, City of	9,944,702
	66,809,967
Total Water Operations Fund	66,809,967
Water Pollution Control Revolving Fund:	
Direct loans:	
Base program:	
Burlington, City of	745,350
Cherry Hills Heights Water and Sanitation District	61,342
Eagle, Town of	1,288,966
Empire, Town of	467,612
Erie, Town of	764,197
Larimer County Local Improvement District	198,784
Nederland, Town of	2,000,000
Pagosa Area Water and Sanitation District	976,530
Ralston Valley Water and Sanitation District	538,658
Tabernash Meadows Water and Sanitation District	43,745

**Colorado Water Resources
and Power Development Authority
(A Component Unit of the State of Colorado)
Schedule of Project Costs Payable – By Borrower
December 31, 2011**

	<u>Project costs payable</u>
Water Pollution Control Revolving Fund (Continued):	
Base program - disadvantaged communities:	
Campo, Town of	148,947
Cheraw, Town of	376,745
Cheyenne Wells Sanitation District #1	732,762
Crowley, Town of	1,844,996
Kit Carson, Town of	152,251
Las Animas, City of	300,344
Mancos, Town of	48,247
Mancos, Town of	500,000
Mountain View Villages Water and Sanitation District	100,952
Olathe, Town of	490,280
Pagosa Springs San General Improvement District	2,000,000
Redstone Water and Sanitation District	1,197,754
Romeo, Town of	25,000
Seibert, Town of	9,721
Silver Plume, Town of	86,959
ARRA direct loans:	
Manitou Springs, City of	14,716
Pagosa Area Water and Sanitation District	1,713,578
Total direct loans	<u>16,828,436</u>
Leveraged loans:	
2010B Boxelder Sanitation District	10,215,183
2010B Brush, City of	2,394,297
2008A Elizabeth, Town of	12,463
2011A Fountain Sanitation District	7,000,000
2010A Fruita, City of	3,716,837
2010A Glenwood Springs, City of	6,977,562
2011A Nederland, Town of	2,000,000
2010A Pueblo, City of	4,827,661
2011A Pueblo West Metropolitan District	5,340,000
2011A Windsor, Town of	3,168,867
Total leveraged loans	<u>45,652,870</u>
Total Water Pollution Control Revolving Fund	<u>62,481,306</u>

**Colorado Water Resources
and Power Development Authority
(A Component Unit of the State of Colorado)
Schedule of Project Costs Payable – By Borrower
December 31, 2011**

	<u>Project costs payable</u>
Drinking Water Revolving Fund:	
Direct loans:	
Base Program:	
Alma, Town of	453,815
Baca Grande Water and Sanitation District	144,041
BMR Metropolitan District	569,889
Colorado Springs Utilities	2,285,625
Crested Butte South Metropolitan District	44,494
El Rancho Florida Metropolitan District	1,400,000
Georgetown, Town of	900,000
Lamar, City of	1,067,625
Mountain Water and Sanitation District	636,711
Ouray, City of	144,740
Palmer Lake, Town of	421,604
Ralston Valley Water and Sanitation District	82,955
Salida, City of	545,000
Teller County Water and Sanitation District #1	1,400,361
Tree Haus Metropolitan District	535,352
Base program - disadvantaged communities:	
Blanca, Town of	434,913
Creede, City of	67,165
Grover, Town of	518,000
Hotchkiss, Town of	374,966
Hotchkiss, Town of	576,105
La Jara, Town of	729,000
Monte Vista, City of	400,000
Nunn, Town of	2,424,000
Orchard City, Town of	229,654
Paonia, Town of	265,261
Rico, Town of	1,600,000
Rocky Ford, City of	1,396,036
Swink, Town of	592,994
Two Buttes, Town of	1,177,298

**Colorado Water Resources
and Power Development Authority
(A Component Unit of the State of Colorado)
Schedule of Project Costs Payable – By Borrower
December 31, 2011**

	<u>Project costs payable</u>
Drinking Water Revolving Fund (continued):	
ARRA direct loans:	
Brighton, City of	101,835
Georgetown, Town of	12,900
Hi-Land Acres Water and Sanitation District	73,802
Lamar, City of	133,234
Manitou Springs, City of	575,027
Ophir, Town of	5,000
Total direct loans	<u>22,319,402</u>
Leveraged loans:	
2006B Alamosa, City of	321,391
2011A Sterling, City of	<u>22,250,165</u>
Total leveraged loans	<u>22,571,556</u>
Total Drinking Water Revolving Fund	<u>44,890,958</u>
Total project costs payable	<u><u>\$ 174,182,231</u></u>

**Colorado Water Resources
and Power Development Authority
(A Component Unit of the State of Colorado)
Schedule of Loans Receivable – By Borrower
December 31, 2011**

	<u>Loans Receivable</u>
Water Operations Fund:	
Small Hydro Loan Program:	
2009 Cortez, City of	\$ 1,088,164
2011 Northern Water Conservancy District	2,000,000
Total Water Operations Fund loans receivable – SHLP	<u> 3,088,164</u>
Small Water Resources Program:	
1992A Brush, City of	85,000
1994B Carbondale, Town of	547,500
2003A Clifton Water District	5,077,500
2003A Eaton, Town of	1,819,167
1992A Fort Lupton, City of	255,000
1994A Fort Morgan, City of	535,833
1992B Glenwood Springs, City of	220,000
1992A La Salle, Town of	155,000
1992A Louisville, City of	476,250
1992B Minturn, Town of	5,000
1997A Monument, Town of	740,000
1998A Morgan County Quality Water District	1,340,000
1992B Mount Werner Water and Sanitation District	312,500
1992B North Weld County Water District	12,337,500
1998A North Weld County Water District	63,750
2001A North Weld County Water District	2,205,000
1994A Parker Water and Sanitation District	9,750,833
1997A Parker Water and Sanitation District	10,055,000
2000A Parker Water and Sanitation District	128,334
2002A Parker Water and Sanitation District	1,975,833
1994A Platteville, Town of	207,500
1994B Project 7 Water Authority	1,193,333
1994B Rifle, City of	1,013,333
2003A Rifle, City of	284,167
Total Water Operations Fund loans receivable – SWRP	<u> 50,783,333</u>

**Colorado Water Resources
and Power Development Authority
(A Component Unit of the State of Colorado)
Schedule of Loans Receivable – By Borrower (Continued)
December 31, 2011**

		Loans Receivable
Water Revenue Bond Program:		
2005E	Arapahoe County Water and Wastewater Public Improvement District	26,270,000
2005D	Aurora, City of	97,730,000
2004E	Copper Mountain Consolidated Metropolitan District	2,550,000
2005F	Copper Mountain Consolidated Metropolitan District	2,840,000
2011C	Donala Water and Sanitation District	5,965,000
2005A	East Cherry Creek Valley Water and Sanitation District	48,450,000
2004B	Englewood, City of	15,165,000
2005B	Fort Lupton, City of	1,780,000
2005C	Fountain, City of	7,215,000
2008A	Fountain, City of	8,350,000
2011A	Fountain, City of	9,350,000
2004C	Littleton, City of	8,580,000
2003A	Louisville, City of	9,500,000
2009A	North Weld County Water District	6,440,000
2004D	Parker Water and Sanitation District	97,700,000
2010A	Parker Water and Sanitation District	51,485,000
2011B	Steamboat Springs, City of	12,350,000
	Total Water Operations Fund loans receivable – WRBP	411,720,000
	Total Water Operations Fund loans receivable	465,591,497

Water Pollution Control Revolving Fund:

Federal Direct loans:

Base Program:

2006	Bennett, Town of	132,776
2006	Boulder County	1,339,482
1996	Broomfield, City of	825,288
2010	Burlington, City of	1,884,372
1998	Byers Water and Sanitation District	172,616
2010	Cherry Hills Heights Water and Sanitation District	206,516
2011	Colorado Centre Metropolitan District	2,000,000
2000	Columbine Water and Sanitation District	144,912
2007	Cortez Sanitation District	1,663,057
2010	Crested Butte South Metropolitan District	1,428,883
2006	Cucharas Sewer and Water District	644,917
2007	Donala Water and Sanitation District	1,768,216
1991	Eagle, Town of	1,288,966
2007	Elizabeth, Town of	889,525
1997	Erie, Town of	203,085
2009	Erie, Town of	1,439,575
1998	Evans, City of	191,691
2009	Evergreen Metropolitan District	1,865,798
2008	Fairplay Sanitation District	1,791,502
1994	Fort Lupton, City of	26,796
1995	Fruita, City of	19,618
2004	Garden Valley Water and Sanitation District	223,138
2002	Julesburg, Town of	519,300

**Colorado Water Resources
and Power Development Authority
(A Component Unit of the State of Colorado)
Schedule of Loans Receivable – By Borrower (Continued)
December 31, 2011**

		<u>Loans Receivable</u>
Water Pollution Control Revolving Fund (continued):		
1999	Kersey, Town of	87,338
2006	Kersey, Town of	1,455,559
2005	Kremmling Sanitation District	730,483
1999	La Junta, City of	192,036
2010	Lamar, City of	1,979,544
2008	Larimer County Local Improvement District	335,734
2010	Larimer County Local Improvement District	293,175
1998	Las Animas, City of	487,237
1999	Left Hand Water and Sanitation District	58,595
2000	Left Hand Water and Sanitation District	28,330
1995	Log Lane Village, Town of	76,332
1997	Manzanola, Town of	30,074
1999	Monte Vista, Town of	472,278
2011	Nederland, Town of	2,000,000
1999	New Castle, Town of	228,280
1992	Nucla Sanitation District	5,233
1996	Ordway, Town of	119,719
1992	Ouray, City of	30,212
2009	Pagosa Area Water and Sanitation District	927,704
1997	Pagosa Springs Sanitation GID, Town of	223,727
2003	Pikes Peak-America's Mountain	611,955
2006	Ralston Valley Water and Sanitation District	977,779
1994	Saint Mary's Glacier Water and Sanitation District	27,139
2000	Springfield, Town of	110,839
2011	Tabernash Meadows Water and Sanitation District	365,000
2008	Triview Metropolitan District	1,804,658
2010	Upper Blue Sanitation District	1,908,682
1997	Vona, Town of	29,714
2010	Woodland Park, City of	640,236
Base Program-Disadvantaged Communities:		
2006	Ault, Town of	1,059,879
2009	Boone, Town of	291,375
2010	Cheyenne Wells Sanitation District #1	266,943
2006	Clifton Sanitation District #2	1,523,810
2009	Crested Butte South Metropolitan District	2,157,510
2011	Crowley, Town of	2,000,000
2006	Haxtun, Town of	248,578
2009	Kit Carson, Town of	239,575
2006	La Jara, Town of	543,750
2008	Las Animas, City of	320,450
2011	Las Animas, City of	309,000
2009	Mancos, Town of	900,000
2011	Mancos, Town of	58,493
2008	Manzanola, Town of	84,000
2009	Mountain View Villages Water and Sanitation District	1,400,000
2006	Ordway, Town of	464,225
2008	Pagosa Springs Sanitation GID, Town of	1,914,171
2008	Penrose Sanitation District	115,556
2006	Pierce, Town of	781,091
2011	Redstone Water and Sanitation District	2,000,000
2007	Romeo, Town of	144,375
2009	Seibert, Town of	138,750
2011	Silver Plume, Town of	129,573

**Colorado Water Resources
and Power Development Authority
(A Component Unit of the State of Colorado)
Schedule of Loans Receivable – By Borrower (Continued)
December 31, 2011**

		Loans Receivable
Water Pollution Control Revolving Fund (continued):		
2006	Springfield, Town of	413,850
2006	Stratton, Town of	357,671
2006	Sugar City Town of	244,800
2009	Sugar City Town of	43,289
ARRA direct loans:		
2009	Erie, Town of	1,850,000
2009	Georgetown, Town of	3,515,000
2009	Manitou Springs, City of	77,145
2009	Pagosa Area Water and Sanitation District	6,684,713
2009	Pueblo, City of	1,387,500
Total WPCRF direct loans		68,572,693
Leveraged loans:		
1999A	Aurora, City of	5,716,215
2007A	Bayfield, Town of	4,385,000
2002A	Berthoud, Town of	4,855,000
2004A	Berthoud, Town of	1,685,000
2002A	Blackhawk-Central City Sanitation District	15,232,179
2010B	Boxelder Sanitation District	10,405,000
2005A	Breckenridge, Town of	3,325,000
1995A	Brighton, City of	1,458,336
2010B	Brush!, City of	9,460,000
1998A	Buena Vista Sanitation District	1,480,565
2006B	Cherokee Metropolitan District	12,257,764
2006A	Clifton Sanitation District #2	7,960,000
2003A	Colorado City Metropolitan District	1,219,402
1998B	Colorado Springs, City of	12,825,340
2001A	Cortez Sanitation District	5,470,000
1995A	Craig, City of	278,218
1996A	Crested Butte, Town of	822,360
1989A	Denver Southeast Suburban Water and Sanitation District	4,325,000
2002B	Denver Southeast Suburban Water and Sanitation District	3,725,000
2006A	Donala Water and Sanitation District	3,968,904
1992A	Eagle River Water and Sanitation District	1,077,658
1995A	Eagle River Water and Sanitation District	1,558,146
1998A	Eagle River Water and Sanitation District	5,982,932
1997A	Eagle, Town of	11,202,840
2007A	Eagle, Town of	864,023
2005A	Eaton, Town of	4,011,263
2008A	Elizabeth, Town of	4,540,267
1991A	Englewood, City of	29,526,818
2004A	Englewood, City of	855,533
1997A	Erie, Town of	683,802
1998A	Evans, City of	470,714

**Colorado Water Resources
and Power Development Authority
(A Component Unit of the State of Colorado)
Schedule of Loans Receivable – By Borrower (Continued)
December 31, 2011**

		Loans Receivable
Water Pollution Control Revolving Fund (continued):		
1992B	Fort Collins, City of	5,442,500
2001A	Fort Collins, City of	3,248,842
1992A	Fort Lupton, City of	599,232
1995A	Fort Morgan, City of	2,466,044
2011A	Fountain Sanitation District	6,860,303
1999A	Fremont Sanitation District	3,993,606
2010A	Fruita, City of	21,390,000
2005B	Glendale, City of	7,676,058
2010A	Glenwood Springs, City of	30,394,550
2006A	Granby Sanitation District	3,880,146
1999A	Grand County Water and Sanitation District	1,738,887
1994A	Greeley, City of	3,381,949
1996A	Idaho Springs, City of	506,635
2001A	Lafayette, City of	5,104,636
1991A	Littleton, City of	855,580
2004A	Littleton, City of	29,640,281
1992B	Longmont, City of	158,837
2007A	Mead, Town of	2,545,000
2002A	Mesa County	6,870,000
2003A	Milliken, Town of	4,219,367
2001A	Mount Crested Butte Water and Sanitation District	2,971,819
2011A	Nederland, Town of	1,961,090
2008A	New Castle, Town of	7,252,292
1994A	Parker Water and Sanitation District	6,511,242
1997A	Parker Water and Sanitation District	2,848,284
2000A	Parker Water and Sanitation District	12,061,016
2001A	Parker Water and Sanitation District	358,517
2002B	Parker Water and Sanitation District	1,222,196
2001A	Plum Creek Wastewater Authority	15,040,000
2002B	Plum Creek Wastewater Authority	2,085,000
2005A	Plum Creek Wastewater Authority	1,165,000
2011A	Pueblo West Metropolitan District	5,232,582
2003A	Pueblo, City of	5,484,509
2010A	Pueblo, City of	22,621,977
2007A	Rifle, City of	15,812,052
2005A	Roxborough Water and Sanitation District	7,450,000
2002A	South Adams County Water and Sanitation District	4,667,500
1995A	Steamboat Springs, City of	3,392,169
1999A	Steamboat Springs, City of	400,226
2001A	Steamboat Springs, City of	1,392,820
1997A	Sterling, City of	818,902
2000A	Summit County	9,160,883
2000A	Three Lakes Water and Sanitation District	3,291,624
1998A	Trinidad, City of	2,868,117
2006A	Triview Metropolitan District	3,968,904
1997A	Upper Blue Sanitation District	6,160,000
2005B	Upper Blue Sanitation District	3,025,751

**Colorado Water Resources
and Power Development Authority
(A Component Unit of the State of Colorado)
Schedule of Loans Receivable – By Borrower (Continued)
December 31, 2011**

	Loans Receivable
Water Pollution Control Revolving Fund (continued):	
2002A Wellington, Town of	3,011,686
1997A Westminster, City of	11,362,500
1998A Westminster, City of	5,245,835
2005A Westminster, City of	1,413,038
2011A Windsor, Town of	3,110,543
2002A Winter Park West Water and Sanitation District	1,438,341
Total WPCRF leveraged loans	487,407,147
Total Water Pollution Control Revolving Fund loans receivable	555,979,840
Drinking Water Fund:	
State Direct loans:	
1996 Bayfield, Town of	116,065
1995 Elizabeth, Town of	141,681
1995 Empire, Town of	95,485
1995 Fairplay, Town of	61,723
1997 Fairplay, Town of	79,633
1997 Idaho Springs, City of	190,220
1995 Idledale Water and Sanitation District	62,156
1996 Lake Creek Metropolitan District	135,175
1995 Minturn, Town of	86,429
1996 Nunn, Town of	111,637
1998 Redstone Water and Sanitation District	165,616
1997 Westlake Water and Sanitation District	51,366
Federal Direct loans:	
Base Program:	
2011 Alma, Town of	614,284
2009 Baca Grande Water and Sanitation District	1,401,327
2002 Basalt, Town of	620,682
2010 BMR Metropolitan District	1,034,840
2009 Bow Mar Water and Sanitation District	233,345
2006 Castle Pines Metropolitan District	1,653,130
2006 Castle Pines Metropolitan District	209,934
1998 Chatfield South Water District	182,272
2010 Colorado Springs Utility	8,263,864
2010 Cortez, City of	428,928
2010 Crested Butte South Metropolitan District	989,803
2006 Cucharas Sanitation and Water District	225,889
2002 Dillon, Town of	122,987
2010 Divide MPC Metropolitan District #1	134,773
2011 El Rancho Florida Metropolitan District	1,400,000
2005 Florence, City of	592,976
2011 Georgetown, Town of	900,000
2010 Grand Junction, City of	3,607,289
1997 Grand Lake, Town of	198,384
2002 Hayden, Town of	589,461
2009 Lake Durango Water Authority	1,822,485
2009 Lamar, City of	1,017,905
1998 Left Hand Water and Sanitation District	81,704
2011 Mountain Water and Sanitation District	975,000
2003 Mustang Water Authority	499,586
2009 Nederland, Town of	2,255,861

**Colorado Water Resources
and Power Development Authority
(A Component Unit of the State of Colorado)
Schedule of Loans Receivable – By Borrower (Continued)
December 31, 2011**

		Loans Receivable
Drinking Water Fund (continued):		
2003	Oak Creek, Town of	618,671
2005	Olde Stage Water District	75,851
2008	Olde Stage Water District	135,028
2003	Ouray, City of	719,702
2009	Palmer Lake, Town of	1,765,349
2010	Pine Drive Water District	237,019
2006	Pinewood Springs Water District	89,384
2004	Pinewood Springs Water District	594,473
2008	Platte Canyon Water and Sanitation District Subdistrict #2	324,986
2006	Platte Canyon Water and Sanitation District Subdistrict #1	370,289
2006	Ralston Valley Water and Sanitation District	1,091,656
2011	Salida, City of	545,000
2000	Sedalia Water and Sanitation District	170,183
2000	Springfield, Town of	186,970
2004	Swink, Town of	474,653
2010	Teller County Water & Sanitation District	1,718,000
1999	Thunderbird Water and Sanitation District	153,304
2002	Thunderbird Water and Sanitation District	219,146
2010	Tree Haus Metropolitan District	1,068,954
2001	Wellington, Town of	625,116
2003	Westwood Lakes Water District	334,343
2002	Woodland Park, City of	504,465
Base Program-Disadvantaged Communities:		
2009	Arriba, Town of	471,333
2006	Bethune, Town of	348,333
2011	Blanca, Town of	403,350
2006	Boone, Town of	428,581
2006	Bristol Water and Sanitation District	160,000
2009	Creede, City of	1,181,519
2008	Del Norte, Town of	634,125
2008	East Alamosa Water and Sanitation District	1,766,667
2008	Eckley, Town of	82,500
2006	Genoa, Town of	148,750
2007	Hillrose, Town of	664,687
2008	Hotchkiss, Town of	786,250
2008	Kim, Town of	106,200
2005	La Jara, Town of	135,000
2008	La Veta, Town of	1,073,022
2008	Las Animas, Town of	730,800
2005	Log Lane Village, Town of	838,201
2011	Manassa, Town of	484,685
2011	Mesa Water and Sanitation District	200,000
2011	Monte Vista, City of	400,000
2011	Nunn, Town of	424,000
2006	Ordway, Town of	170,000
2007	Ordway, Town of	99,060
2006	Palisade, Town of	1,666,667
2008	Paonia, Town of	407,488
2006	Pritchett, Town of	163,333
2009	Rockvale, Town of	281,328
2009	Rye, Town of	508,225

**Colorado Water Resources
and Power Development Authority
(A Component Unit of the State of Colorado)
Schedule of Loans Receivable – By Borrower (Continued)
December 31, 2011**

		Loans Receivable
Drinking Water Fund (continued):		
2006	Sedgwick, Town of	342,183
2007	Stratton, Town of	444,191
2008	Stratton, Town of	84,526
2010	Swink, Town of	345,697
2005	Victor, Town of	113,200
2006	Walden, Town of	748,729
ARRA Direct Loans:		
2009	Divide MPC Metropolitan District	1,800,000
2009	Florence, City of	134,985
2009	Gateway Metropolitan District	533,332
2009	Georgetown, Town of	1,239,500
2009	Hot Sulphur Springs, Town of	1,202,500
2009	La Junta, City of	1,692,750
2009	Lamar, City of	3,655,947
2009	Manitou Springs, City of	1,148,259
2009	Manitou Springs, City of	496,982
2009	Manitou Springs, City of	1,148,259
2009	Orphir, Town of	462,499
2009	Ridgway, Town of	416,249
	Total Drinking Water Fund direct loans	74,150,329
Leveraged loans:		
2006B	Alamosa, City of	9,564,862
2006B	Arapahoe County Water and Wastewater PID	12,597,717
1997A	Arapahoe Estates Water District	375,193
1998A	Buena Vista, Town of	540,682
2006B	Cottonwood Water and Sanitation District	8,688,117
2006A	Craig, City of	4,898,864
1997A	Englewood, City of	6,173,023
2008A	Estes Park, Town of	5,125,467
2000A	Evergreen Metropolitan District	2,938,644
2002A	Evergreen Metropolitan District	1,240,338
2003B	Florence, City of	9,659,010
1997A	Fort Collins, City of	3,523,516
1999A	Fort Collins, City of	2,221,811
1998A	Fort Morgan, City of	6,752,437
2000A	Fountain Valley Authority	3,979,383
2003A	Fountain Valley Authority	2,101,214
1999A	Glenwood Springs, City of	2,037,936
1999A	Grand County Water and Sanitation District	1,302,080
2002A	Grand Junction, City of	2,295,073
1999A	Greeley, City of	7,093,701
2002A	Idaho Springs, City of	1,414,889

**Colorado Water Resources
and Power Development Authority
(A Component Unit of the State of Colorado)
Schedule of Loans Receivable – By Borrower (Continued)
December 31, 2011**

	<u>Loans Receivable</u>
Drinking Water Fund (continued):	
1999A Julesburg, Town of	464,511
2002A La Junta, City of	6,258,952
1999A Left Hand Water District	2,963,108
2000A Limon, Town of	763,737
2006A Little Thompson Water District	5,002,749
2003A Longmont, City of	13,052,113
2003A Lyons, Town of	3,209,959
2008A Pagosa Area Water and Sanitation District	6,845,425
2006B Palisade, Town of	3,415,884
2008B Project 7 Water Authority	9,361,932
2000A Pueblo Board of Waterworks	7,368,572
2011A Sterling, City of	28,558,845
2000A Westminster, City of	7,529,088
Total Drinking Water Fund leveraged loans	<u>189,318,832</u>
Total Drinking Water Fund loans receivable	<u>263,469,161</u>
Total loans receivable	<u>\$ 1,285,040,498</u>

**Colorado Water Resources
and Power Development Authority
(A Component Unit of the State of Colorado)
Schedule of Bonds Payable – By Issue
December 31, 2011**

<u>Water Operations Fund</u>	<u>Original issue amount</u>	<u>Current amount outstanding</u>	<u>Interest rate</u>	<u>Due dates</u>	<u>Early redemption</u>
Small Water Resources Program Revenue Bonds:					
1994 Series A	\$ 5,835,000	\$ 790,000	3.4% – 5.875%	Serial Bonds through 2003, term bonds subject to mandatory redemption 2004 – 2014. Serial bonds totaling \$315,000 from 2007 to 2014 were refunded by the 2006A bond issue	After 2004 at par
1997 Series A	9,725,000	740,000	4.1% – 5.6%	Serial Bonds through 2012, term bonds subject to mandatory redemption 2013 – 2017. Various bonds totaling \$3,060,000 from 2008 to 2017 were refunded by the 2006A bond issue	After 2009 at par
1997 Series B	12,500,000	1,095,000	3.8% – 4.9%	Serial Bonds through 2010, term bonds subject to mandatory redemption in 2011 and 2012	After 2009 at par
1998 Series A	8,765,000	3,615,000	3.35% – 4.88%	Serial Bonds through 2013, term bonds subject to mandatory redemption in 2014 through 2018	After 2010 at par
1998 Series B	13,850,000	2,780,000	3.35% – 4.75%	Serial Bonds through 2013, term bonds subject to mandatory redemption in 2014 and 2015	After 2010 at par
2001 Series A	15,510,000	12,485,000	3.9% – 4.875%	Serial Bonds through 2016, term bonds subject to mandatory redemption in 2017 through 2023	2012 – 2023 at par
2002 Series A	14,615,000	10,055,000	1.3% – 5.375%	Serial Bonds through 2022, term bonds subject to mandatory redemption in 2019 through 2020	2013 – 2022 at par
2003 Series A	9,610,000	8,030,000	2.0% – 4.50%	Serial Bonds through 2023	2014 – 2023 at par
2006 Series A	13,970,000	11,975,000	3.75% - 5.00%	Serial Bonds through 2019	The bonds are not subject to early redemption
Total Small Water Resources Program Revenue Bonds	<u>104,380,000</u>	<u>51,565,000</u>			

**Colorado Water Resources
and Power Development Authority
(A Component Unit of the State of Colorado)
Schedule of Bonds Payable – By Issue (Continued)
December 31, 2011**

<u>Water Operations Fund</u>	<u>Original issue amount</u>	<u>Current amount outstanding</u>	<u>Interest rate</u>	<u>Due dates</u>	<u>Early redemption</u>
Water Revenue Bonds Program:					
2003 Series A	13,800,000	9,500,000	2.0% – 4.125%	Serial Bonds through 2024	2014 – 2024 at par
2004 Series B	19,715,000	15,165,000	3.0% – 5.0%	Serial Bonds through 2017	2014 – 2017 at par
2004 Series C	19,695,000	8,580,000	3.0% – 5.5%	Serial Bonds through 2015	2014 – 2015 at par
2004 Series D	105,420,000	97,700,000	1.6% – 5.25%	Serial Bonds through 2026, term bonds subject to mandatory redemption 2027 – 2043	2014 – 2015 at par
2004 Series E	3,540,000	2,550,000	2.0% – 4.54%	Serial Bonds through 2024	2014 – 2024 at par
2005 Series A	53,970,000	48,450,000	3.0% – 5.5%	Serial Bonds through 2032, term bonds subject to mandatory redemption 2033 - 2035	2016 – 2035 at par
2005 Series B	2,300,000	1,780,000	3.0% – 4.625%	Serial Bonds through 2017, term bonds subject to mandatory redemption 2020 - 2025	2015 – 2025 at par
2005 Series C	8,170,000	7,215,000	2.85% – 5.0%	Serial Bonds through 2017, term bonds subject to mandatory redemption 2020 - 2035	2016 – 2035 at par
2005 Series D	100,000,000	97,730,000	3.2% – 5.0%	Serial Bonds 2011 - 2025, term bonds subject to mandatory redemption 2027 - 2035	2016 – 2035 at par
2005 Series E	26,270,000	26,270,000	4.375% – 5.0%	Serial Bonds 2023 - 2024, term bonds subject to mandatory redemption 2035	2016 – 2035 at par
2005 Series F	3,690,000	2,840,000	4.0% – 4.5%	Serial Bonds through 2024	2016 – 2024 at par
2008 Series A	8,795,000	8,350,000	3.0% – 5.25%	Serial Bonds through 2023, term bonds subject to mandatory redemption 2038	2019 – 2038 at par
2009 Series A	6,940,000	6,440,000	2.5% – 4.55%	Serial Bonds through 2029	2020 – 2029 at par
2010 Series A	51,485,000	51,485,000	4.55% – 5.9%	Serial Bonds 2023 - 2027, term bonds subject to mandatory redemption 2030 and 2035	2020 – 2035 at par
2011 Series A	9,350,000	9,350,000	2.0% – 5.125%	Serial Bonds 2013 - 2026, term bonds subject to mandatory redemption 2031, 2036 and 2041	2022 – 2041 at par
2011 Series B	12,350,000	12,350,000	3.0% – 5.0%	Serial Bonds 2012 - 2023, term bonds subject to mandatory redemption 2026 and 2031	2022 – 2031 at par
2011 Series C	5,965,000	5,965,000	2.0% – 5.0%	Serial Bonds 2013 - 2027, term bonds subject to mandatory redemption 2030 and 2036	2022 – 2036 at par
Total Water Revenue Bonds Program	<u>451,455,000</u>	<u>411,720,000</u>			
Total Water Operations Fund	<u>\$ 555,835,000</u>	<u>\$ 463,285,000</u>			

**Colorado Water Resources
and Power Development Authority
(A Component Unit of the State of Colorado)
Schedule of Bonds Payable – By Issue (Continued)
December 31, 2011**

Water Pollution Control Revolving Fund	Original issue amount	Current amount outstanding	Interest rate	Due dates	Early redemption
Clean Water Revenue Bonds:					
Clean Water 1991 Series A (City of Englewood – City of Littleton)	22,915,000	25,000	5.75% – 7.0%	Serial Bonds through 2007, term bonds subject to mandatory redemption 2008 – 2012. \$11,985,000 of bonds maturing in 2002 and thereafter were refunded with the issuance of the 1996 Series A Wastewater Revolving Fund Refunding Revenue Bonds	After 2003 at par
Clean Water 1992 Series A (City of Fort Lupton, Frisco Sanitation District, and Eagle River Water and Sanitation District)	15,200,000	50,000	4.15% – 6.25%	Term bonds subject to mandatory redemptions in 2007 and 2008 – 2013 \$8,725,000 of bonds maturing in 2003 and thereafter were refunded with the issuance of the 2001 Series A Wastewater Revolving Fund Refunding Revenue Bonds.	After 2004 at par
Clean Water 1992 Series B (City of Fort Collins and City of Longmont)	25,785,000	230,000	3.75% – 6.0%	Term bonds subject to mandatory redemption 2007 – 2009 and 2010 – 2014. \$14,355,000 of bonds maturing in 2003 and thereafter were refunded with the issuance of the 2001 Series A Wastewater Revolving Fund Refunding Revenue Bonds.	After 2004 at par
Clean Water 1994 Series A (City of Alamosa, City of Greeley, Town of Windsor, Parker Water and Sanitation District, and Genesee Water and Sanitation District)	22,510,000	130,000	3.8% – 6.3%	Serial Bonds through 2008, term bonds subject to mandatory redemption 2009 – 2011 and 2012 – 2014 \$13,945,000 of bonds maturing in 2004 and thereafter were refunded with the issuance of the 2001 Series A Wastewater Revolving Fund Refunding Revenue Bonds.	After 2004 at par
Clean Water 1995 Series A (City of Fort Morgan, Eagle River Water and Sanitation District, City of Brighton, Winter Park Water and Sanitation District, City of Steamboat Springs, and City of Craig)	24,525,000	280,000	4.1% – 5.85%	Serial Bonds through 2009, term bonds subject to mandatory redemption 2010 – 2012 and 2013 – 2015 \$14,485,000 of bonds maturing in 2005 and thereafter were refunded with the issuance of the 2001 Series A Wastewater Revolving Fund Refunding Revenue Bonds.	After 2005 at par
Clean Water 1996 Series A (Town of Crested Butte, Mt. Crested Butte Water and Sanitation District, Fountain Sanitation District, and City of Idaho Springs)	6,710,000	110,000	4.25% – 5.9%	Serial Bonds through 2008, term bonds subject to mandatory redemption 2009 – 2011 and 2012 – 2016 \$2,710,000 of bonds maturing in 2007 and thereafter were refunded with the issuance of the 2004 Series A Wastewater Revolving Fund Refunding Revenue Bonds.	After 2008 at par
Clean Water 1997 Series A (City of Westminster, Breckenridge Sanitation District, Parker Water and Sanitation District, City of Sterling, Town of Carbondale, Town of Erie, and Town of Eagle)	31,605,000	1,390,000	4.05% – 5.8%	Serial Bonds through 2011, term bonds subject to mandatory redemption 2012 – 2015 and 2016 – 2017 \$14,675,000 of bonds maturing in 2008 and thereafter were refunded with the issuance of the 2004 Series A Wastewater Revolving Fund Refunding Revenue Bonds.	After 2009 at par

**Colorado Water Resources
and Power Development Authority**
(A Component Unit of the State of Colorado)
Schedule of Bonds Payable – By Issue (Continued)
December 31, 2011

Water Pollution Control Revolving Fund	Original issue amount	Current amount outstanding	Interest rate	Due dates	Early redemption
Clean Water 1998 Series A (Eagle River Water and Sanitation District, City of Trinidad, City of Westminster, Buena Vista Sanitation District, and City of Evans)	31,190,000	695,000	3.7% – 5.125%	Serial Bonds through 2012, term bonds subject to mandatory redemption 2013 – 2018. \$15,375,000 of bonds maturing in 2009 and thereafter were refunded with the issuance of the 2005 Series A Wastewater Revolving Fund Refunding Revenue Bonds.	2009 at par
Clean Water 1998 Series B (City of Colorado Springs)	20,810,000	875,000	3.7% – 5.375%	Serial Bonds through 2012, term bonds subject to mandatory redemption 2013 – 2016 and 2017 – 2019 \$13,630,000 of bonds maturing in 2009 and thereafter were refunded with the issuance of the 2005 Series A Wastewater Revolving Fund Refunding Revenue Bonds.	2009 at par
Clean Water 1999 Series A (City of Aurora, Fremont Sanitation District, Grand County Water and Sanitation District, Mt. Werner Water and Sanitation District, and City of Steamboat Springs)	39,220,000	710,000	4.25% – 5.25%	Serial Bonds through 2014, term bonds subject to mandatory redemption 2015 – 2019. Mt. Werner Water and Sanitation District's outstanding bonds in the amount of \$2,700,000 were defeased in 2001. \$15,435,000 of bonds maturing in 2010 and thereafter were refunded with the issuance of the 2005 Series A Wastewater Revolving Fund Refunding Revenue Bonds.	2009 at par
Clean Water 2000 Series A (Parker Water and Sanitation District, Summit County, and Three Lakes Water and Sanitation District)	33,575,000	1,365,000	5.0% – 6.25%	Serial Bonds through 2013, term bonds subject to mandatory redemption in 2014 through 2020 \$17,900,000 of bonds maturing in 2011 and thereafter were refunded with the issuance of the 2004 Series A Wastewater Revolving Fund Refunding Revenue Bonds.	2011 – 2020 at par
Clean Water 2001 Series A (Cortez Sanitation District, City of Fort Collins, Fraser Sanitation District, City of Lafayette, Mt. Crested Butte Water and Sanitation District, Parker Water and Sanitation District, Plum Creek Wastewater Authority, and City of Steamboat Springs)	69,710,000	3,585,000	4.0% – 5.625%	Serial Bonds through 2019, term bonds subject to mandatory redemption in 2020 through 2021 \$37,250,000 of bonds maturing in 2012 and thereafter were refunded with the issuance of the 2005 Series A-2 Wastewater Revolving Fund Refunding Revenue Bonds.	2012 – 2021 at par
Clean Water 2002 Series A (Town of Berthoud, Blackhawk-Central City Water and Sanitation District, Mesa County, South Adams County Water and Sanitation District, Town of Wellington, and Winter Park West Water and Sanitation District)	55,310,000	34,935,000	3.0% – 5.25%	Serial Bonds through 2021, term bonds subject to mandatory redemption in 2022 through 2024	2013 – 2021 at par
Clean Water 2002 Series B (Denver SE Water and Sanitation District, Parker Water and Sanitation District, and Plum Creek Wastewater Authority)	23,435,000	17,520,000	2.0% – 4.75%	Serial Bonds through 2023, term bonds subject to mandatory redemption in 2024 through 2025	2013 – 2023 at par
Clean Water 2003 Series A (City of Pueblo, Colorado City Metropolitan District, and Town of Milliken)	14,750,000	9,960,000	2.0% – 4.5%	Serial Bonds through 2024	2014 – 2024 at par

**Colorado Water Resources
and Power Development Authority
(A Component Unit of the State of Colorado)
Schedule of Bonds Payable – By Issue (Continued)
December 31, 2011**

Water Pollution Control Revolving Fund	Original issue amount	Current amount outstanding	Interest rate	Due dates	Early redemption
Clean Water 2004 Series A (Town of Berthoud, City of Englewood, and City of Littleton)	57,710,000	56,940,000	2.0% – 5.0%	Serial Bonds through 2025	2014 – 2025 at par
Clean Water 2005 Series A (Town of Breckenridge, Denver Southeast Suburban Water and Sanitation District, Town of Eaton, Plum Creek Wastewater Authority, Roxborough Park Metropolitan District, and City of Westminster)	40,090,000	31,045,000	4.0% – 5.0%	Serial Bonds through 2027	2016 – 2027 at par
Clean Water 2005 Series B (Breckenridge Sanitation District and City of Glendale)	17,350,000	13,190,000	2.8% – 4.5%	Serial Bonds through 2027	2016 – 2027 at par
Clean Water 2006 Series A (Clifton Water & Sanitation District #2, Donala Water & Sanitation District, Granby Sanitation District and Triview Metropolitan District)	23,270,000	18,845,000	4.25% - 5.0%	Serial Bonds through 2027	2017 – 2027 at par
Clean Water 2006 Series B (Cherokee Water & Sanitation District)	14,195,000	11,410,000	4.0% - 4.375%	Serial Bonds through 2025, term bond subject to mandatory redemption in 2026 and 2027.	2017 – 2027 at par
Clean Water 2007 Series A (Bayfield Sanitation District, City of Rifle, Town of Rifle, Town of Eagle, Town of Mead)	35,330,000	32,280,000	4.0% - 5.0%	Serial Bonds through 2026, term bond subject to mandatory redemption in 2027 and 2028.	2018 – 2028 at par
Clean Water 2008 Series A (Town of Elizabeth, Town of New Castle)	12,305,000	10,835,000	3.5% - 5.0%	Serial Bonds through 2028, term bond subject to mandatory redemption in 2030	2019 – 2030 at par
Clean Water 2010 Series A (City of Fruita, City of Glenwood Springs, City of Pueblo)	73,835,000	71,470,000	2.0% - 5.0%	Serial Bonds through 2030, term bond subject to mandatory redemptions in 2029 and 2032	2020 – 2032 at par
Clean Water 2010 Series B (Boxelder Sanitation District, City of Brush)	19,875,000	19,865,000	2.0% - 4.0%	Serial Bonds through 2032	2020 – 2032 at par
Clean Water 2011 Series A	14,620,000	14,620,000	2.0% - 4.0%	Serial Bonds through 2032	2021 – 2032 at par
Total WPCRF Clean Water Revenue Bonds payable	<u>745,830,000</u>	<u>352,360,000</u>			
Wastewater Revolving Fund Refunding					
Revenue Bonds 1996 Series A (Partial Refunding of the following Clean Water Bonds: 1989A, 1990A, 1991A, and 1991B)	28,950,000	1,590,000	3.5% – 6.0%	Serial Bonds 1997 through 2012	The bonds are not subject to early redemption
Revenue Bonds 2001 Series A (Partial refunding of the following Clean Water Bonds: 1992A, 1992B, 1994A, and 1995A)	51,620,000	15,560,000	3.0% – 5.25%	Serial Bonds through 2015	The bonds are not subject to early redemption
Revenue Bonds 2004 Series A (Partial refunding of the following Clean Water Bonds: 1996A, 1997B, and 2000A)	36,705,000	27,755,000	3.0% – 5.0%	Serial Bonds through 2020	2015 – 2020 at par
Revenue Bonds 2005 Series A and A2 (Partial refunding of the following Clean Water Bonds: 1998A, 1998B, 1999A, and 2001A)	78,865,000	67,275,000	3.0% – 5.25%	Serial Bonds through 2021	The bonds are not subject to early redemption
	<u>196,140,000</u>	<u>112,180,000</u>			
Total Water Pollution Control Revolving Fund	<u>\$ 941,970,000</u>	<u>\$ 464,540,000</u>			

**Colorado Water Resources
and Power Development Authority**
(A Component Unit of the State of Colorado)
Schedule of Bonds Payable – By Issue (Continued)
December 31, 2011

<u>Drinking Water Revolving Fund</u>	<u>Original issue amount</u>	<u>Current amount outstanding</u>	<u>Interest rate</u>	<u>Due dates</u>	<u>Early redemption</u>
Drinking Water Revenue Bonds Series 1997A (Arapahoe Estates Water District, City of Englewood, and City of Fort Collins)	\$ 24,095,000	\$ 9,615,000	3.8% – 5.3%	Serial Bonds through 2011, term bonds subject to mandatory redemption 2012 – 2015 and 2016 – 2018	after 2009 at par
Drinking Water Revenue Bonds Series 1998A (Town of Buena Vista, and City of Fort Morgan)	15,205,000	6,980,000	3.85% – 5.0%	Serial Bonds through 2004 and 2008 – 2010, term bonds subject to mandatory redemption 2005 – 2007, 2011 – 2015, and 2016 – 2019	after 2009 at par
Drinking Water Revenue Bonds Series 1999A (City of Aurora, City of Fort Collins, City of Glenwood Springs, Grand County Water and Sanitation District No. 1, City of Greeley, Town of Julesburg, and Left Hand Water District)	46,855,000	15,275,000	3.28% – 5.0%	Serial Bonds through 2017, term bonds subject to mandatory redemption 2018 – 2019	after 2011 at par
Drinking Water Revenue Bonds Series 2000A (Evergreen Metropolitan District, Fountain Valley Authority, Town of Limon, Pueblo Board of Waterworks, and City of Westminster)	36,110,000	1,970,000	4.8% – 5.75%	Serial Bonds through 2017, term bonds subject to mandatory redemption 2018 – 2022. \$20,535,000 of bonds maturing in 2011 and thereafter were refunded with the issuance of the 2005 Series A Drinking Water Revolving Fund Refunding Revenue Bonds.	2011 – 2022 at par
Drinking Water Revenue Bonds Series 2002A (Evergreen Metro. District, City of Grand Junction, City of Idaho Springs, and City of La Junta)	16,320,000	10,305,000	3.0% – 5.125%	Serial Bonds through 2020, term bonds subject to mandatory redemption 2021 – 2022	2013 – 2020 at par
Drinking Water Revenue Bonds Series 2003A (City of Longmont, Town of Lyons, and Fountain Valley Authority)	20,835,000	16,550,000	2.0% – 4.25%	Serial Bonds through 2024	2014 – 2024 at par
Drinking Water Revenue Bonds Series 2003B (City of Florence)	11,695,000	8,970,000	3.25% – 4.75%	Serial Bonds through 2025	2014 – 2025 at par
Drinking Water Revenue Bonds Series 2006A (City of Craig and Little Thompson Water District)	11,275,000	9,095,000	4.0% - 5.0%	Serial Bonds through 2027, term bond subject to mandatory redemption in 2025 and 2026.	2017 - 2027 at par
Drinking Water Revenue Bonds Series 2006B (City of Alamosa, Arapahoe County Water & Wastewater PID, Cottonwood Water & Sanitation District, and Town of Palisade)	38,045,000	31,125,000	4.0% - 5.0%	Serial Bonds through 2024, term bonds subject to mandatory redemption in 2025 through 2028.	2017 - 2028 at par
Drinking Water Revenue Bonds Series 2008A (Pagosa Area Water and Sanitation District, Town of Estes Park)	11,235,000	10,685,000	3.5% - 4.25	Serial Bonds through 2029	2019 - 2029 at par
Drinking Water Revenue Bonds Series 2008B (Project 7 Water Authority)	8,870,000	8,160,000	3.0% - 5%	Serial Bonds through 2024, term bonds subject to mandatory redemption in 2026 through 2030.	2019 - 2030 at par
Drinking Water Revenue Bonds Series 2011A (City of Sterling)	24,795,000	24,795,000	2.0% - 4.375%	Serial Bonds through 2032	2022 - 2032 at par
Total DWRP Revenue Bonds payable	<u>265,335,000</u>	<u>153,525,000</u>			
Drinking Water Revolving Fund Refunding Revenue Bonds 2005 Series A (Partial Refunding of the Drinking Water Revolving Fund Revenue Bonds Series 2000A)	<u>20,305,000</u>	<u>18,790,000</u>	3.0% – 5.5%		The bonds are not subject to early redemption
Total Drinking Water Revolving Fund	<u>\$ 285,640,000</u>	<u>\$ 172,315,000</u>			

**Colorado Water Resources
and Power Development Authority
(A Component Unit of the State of Colorado)**

**Schedule of Cash, Cash Equivalents and Investments Held by Trustees – By Investment Type
December 31, 2011**

	Cash	Cash held by State Treasurer	Local Government Investment Pool	U.S. Treasury Notes – SLGS	U.S. Agency Bills, Notes, Bonds, and Agency (fair value)	Securities Not Held for Investment	Repurchase agreements	Total cash and investments by bond issue
Water Operations Fund:								
Small Water Resources Projects Program Debt Service Reserve Fund	\$ -	\$ -	\$ 8,500,000	\$ -	\$ -	\$ -	\$ -	\$ 8,500,000
Small Water Resources Projects Bonded Funds	54,198	-	1,262,534	-	-	-	-	1,316,732
Water Revenue Bonds Program	-	-	28,889,291	-	-	46,488,000	-	75,377,291
Animas-La Plata Account	-	1,504,954	-	-	-	-	-	1,504,954
Small Hydro Loan Program Project Accounts	-	-	1,160	-	-	-	-	1,160
Interim Loan Project Accounts	-	-	-	-	-	-	-	-
Authority Operating	172,102	49,270,144	51,285	-	-	-	-	49,493,531
Subtotal – Water Operations Fund	<u>226,300</u>	<u>50,775,098</u>	<u>38,704,270</u>	<u>-</u>	<u>-</u>	<u>46,488,000</u>	<u>-</u>	<u>136,193,668</u>
Water Pollution Control Revolving Fund:								
Clean Water Revenue Bonds, 1991 Series A	-	-	56,556	-	756,025	-	904,490	1,717,071
Clean Water Revenue Bonds, 1992 Series A	891	-	487,041	-	159,327	-	-	647,259
Clean Water Revenue Bonds, 1992 Series B	-	-	683,653	-	1,812,767	-	-	2,496,420
Clean Water Revenue Bonds, 1994 Series A	-	-	300,391	-	2,868,342	-	-	3,168,733
Clean Water Revenue Bonds, 1995 Series A	-	-	3,421,401	-	-	-	-	3,421,401
Clean Water Revenue Bonds, 1996 Series A	-	-	172,631	9,595	-	-	544,075	726,301
Refunding Revenue Bonds, 1996 Series A	-	-	398,533	-	-	-	-	398,533
Clean Water Revenue Bonds, 1997 Series A	-	-	359,578	-	-	-	3,527,540	3,887,118
Clean Water Revenue Bonds, 1998 Series A	-	-	291,948	-	-	-	4,205,495	4,497,443
Clean Water Revenue Bonds, 1998 Series B	-	-	217,041	-	-	-	4,026,700	4,243,741
Clean Water Revenue Bonds, 1999 Series A	-	-	159,555	-	-	-	4,482,641	4,642,196
Clean Water Revenue Bonds, 2000 Series A	-	-	354,417	-	-	-	5,518,745	5,873,162
Clean Water Revenue Bonds, 2001 Series A	167	-	630,066	21,762	-	-	15,180,585	15,832,580
Refunding Revenue Bonds, 2001 Series A	68	-	2,118,142	1,406,207	-	-	-	3,524,417
Clean Water Revenue Bonds, 2002 Series A	-	-	625,998	-	-	-	13,698,792	14,324,790
Clean Water Revenue Bonds, 2002 Series B	-	-	59,306	-	-	-	7,836,593	7,895,899
Clean Water Revenue Bonds, 2003 Series A	-	-	109,894	-	-	-	4,816,390	4,926,284
Clean Water Revenue Bonds, 2004 Series A	-	-	978,643	-	-	-	20,359,186	21,337,829
Refunding Revenue Bonds, 2004 Series A	-	-	177,695	331,364	-	-	-	509,059
Clean Water Revenue Bonds, 2005 Series A	-	-	570,275	-	-	-	15,096,978	15,667,253
Clean Water Revenue Bonds, 2005 Series B	-	-	475,105	-	-	-	6,011,531	6,486,636
Refunding Revenue Bonds, 2005 Series A and A2	2	-	731,479	1,374,535	-	-	-	2,106,016
Clean Water Revenue Bonds, 2006 Series A	-	-	83,492	-	-	-	8,226,875	8,310,367
Clean Water Revenue Bonds, 2006 Series B	-	-	61,145	-	-	-	4,238,819	4,299,964
Clean Water Revenue Bonds, 2007 Series A	-	-	998,023	-	-	-	13,880,805	14,878,828
Clean Water Revenue Bonds, 2008 Series A	-	-	34,187	4,787,797	-	-	-	4,821,984
Clean Water Revenue Bonds, 2010 Series A	-	-	9,725,394	30,566,120	-	-	-	40,291,514
Clean Water Revenue Bonds, 2010 Series B	-	-	7,058,672	19,502,322	-	-	-	26,560,994
Clean Water Revenue Bonds, 2011 Series A	-	-	2,399,691	15,150,200	-	-	-	17,549,891
Direct Loan Project Accounts	-	-	12,695,885	-	-	-	-	12,695,885
WPCRF State Match Holding Account	-	448,905	-	-	-	-	-	448,905
Direct Loan Surplus Matching Account	-	-	1,254,629	-	-	-	-	1,254,629
CWSRF Reloan Account	-	-	23,427,002	-	-	-	-	23,427,002
WPCRF Administrative Fee Account	160,833	-	11,686,865	-	-	-	-	11,847,698
Subtotal – Water Pollution Control Revolving Fund	<u>161,961</u>	<u>448,905</u>	<u>82,804,333</u>	<u>73,149,902</u>	<u>5,596,461</u>	<u>-</u>	<u>132,556,240</u>	<u>294,717,802</u>

**Colorado Water Resources
and Power Development Authority
(A Component Unit of the State of Colorado)**

**Schedule of Cash, Cash Equivalents and Investments Held by Trustees – By Investment Type (Continued)
December 31, 2011**

	Cash	Cash held by State Treasurer	Local Government Investment Pool	U.S. Treasury Notes – SLGS	U.S. Agency Bills, Notes, Bonds, and Agency (fair value)	Securities Not Held for Investment	Repurchase agreements	Total cash and investments by bond issue
Drinking Water Revolving Fund:								
Drinking Water Revenue Bonds, 1997 Series A	-	-	835,609	-	-	-	3,734,578	4,570,187
Drinking Water Revenue Bonds, 1998 Series A	-	-	633,899	-	-	-	3,177,921	3,811,820
Drinking Water Revenue Bonds, 1999 Series A	-	-	1,183,052	-	-	-	6,922,698	8,105,750
Drinking Water Revenue Bonds, 2000 Series A	-	-	9,469,138	-	-	-	-	9,469,138
Drinking Water Revenue Bonds, 2002 Series A	-	-	91,445	-	-	-	3,815,408	3,906,853
Drinking Water Revenue Bonds, 2003 Series A	-	-	197,253	-	-	-	7,650,993	7,848,246
Drinking Water Revenue Bonds, 2003 Series B	-	-	714,520	-	-	-	4,220,387	4,934,907
Refunding Revenue Bonds, 2005 Series A	-	-	468,890	-	-	-	-	468,890
Drinking Water Revenue Bonds, 2006 Series A	-	-	220,028	-	-	-	3,965,080	4,185,108
Drinking Water Revenue Bonds, 2006 Series B	-	-	1,066,049	-	-	-	13,130,166	14,196,215
Drinking Water Revenue Bonds, 2008 Series A	-	-	137,843	5,685,491	-	-	-	5,823,334
Drinking Water Revenue Bonds, 2008 Series B	-	-	525	5,071,444	-	-	-	5,071,969
Drinking Water Revenue Bonds, 2011 Series A	-	-	5,106,130	20,847,346	-	-	-	25,953,476
Federal Direct Loan Projects Pre-Construction Accounts	-	-	-	-	-	-	-	-
Federal Direct Loan Project, Accounts	-	-	8,386,355	-	-	-	-	8,386,355
Drinking Water Funding Account	-	2,616,633	-	-	-	-	-	2,616,633
Drinking Water State Match Holding Account	-	4,594,497	-	-	-	-	-	4,594,497
State Direct Loan Surplus Matching Account	-	-	99,807	-	-	-	-	99,807
State Direct Loan Reloan Account	-	-	-	-	-	-	-	-
State Direct Loan Administrative Fee Account	-	-	-	-	-	-	-	-
Federal Direct Loan Surplus Matching Account	-	-	1,417,987	-	-	-	-	1,417,987
DWRF Reloan Account	-	-	18,817,029	-	-	-	-	18,817,029
DWRF Administrative Fee Account	66,426	-	8,840,103	-	-	-	-	8,906,529
Subtotal – Drinking Water Revolving Fund	66,426	7,211,130	57,685,662	31,604,281	-	-	46,617,231	143,184,730
Colorado Water Resources and Power Development Authority – total cash and investments	\$ 454,687	\$ 58,435,133	\$ 179,194,265	\$ 104,754,183	\$ 5,596,461	\$ 46,488,000	\$ 179,173,471	\$ 574,096,200

**Colorado Water Resources
and Power Development Authority
(A Component Unit of the State of Colorado)**

**Schedule of Cash, Cash Equivalents and Investments Held by Trustees – By Account Type
December 31, 2011**

	<u>Rebate accounts</u>	<u>SWRP revenue or Debt service funds</u>	<u>Debt service reserve funds</u>	<u>Project accounts</u>	<u>DWRF and WPCRF matching accounts</u>	<u>Other accounts</u>	<u>Total cash and investments by bond issue</u>
Water Operations Fund:							
Small Water Resources Projects Program Debt Service Reserve Fund	\$ -	\$ -	\$ 8,500,000	\$ -	\$ -	\$ -	\$ 8,500,000
Small Water Resources Projects Bonded Funds	-	1,316,732	-	-	-	-	1,316,732
Water Revenue Bonds Program	-	1,271	7,466,475	67,909,545	-	-	75,377,291
Animas-La Plata Account	-	-	-	-	-	1,504,954	1,504,954
Small Hydro Loan Program Project Accounts	-	-	-	-	-	1,160	1,160
Interim Loan Project Accounts	-	-	-	-	-	-	-
Authority Operating	-	-	-	-	-	49,493,531	49,493,531
Subtotal – Water Operations Fund	<u>-</u>	<u>1,318,003</u>	<u>15,966,475</u>	<u>67,909,545</u>	<u>-</u>	<u>50,999,645</u>	<u>136,193,668</u>
Water Pollution Control Revolving Fund:							
Clean Water Revenue Bonds, 1991 Series A	-	6	-	-	1,717,065	-	1,717,071
Clean Water Revenue Bonds, 1992 Series A	-	892	-	-	646,367	-	647,259
Clean Water Revenue Bonds, 1992 Series B	-	6	-	-	2,496,414	-	2,496,420
Clean Water Revenue Bonds, 1994 Series A	195,692	4	-	-	2,973,037	-	3,168,733
Clean Water Revenue Bonds, 1995 Series A	98,399	29,865	-	-	3,293,137	-	3,421,401
Clean Water Revenue Bonds, 1996 Series A	146,680	9,596	-	-	569,138	887	726,301
Refunding Revenue Bonds, 1996 Series A	-	398,533	-	-	-	-	398,533
Clean Water Revenue Bonds, 1997 Series A	358,520	-	-	-	3,528,598	-	3,887,118
Clean Water Revenue Bonds, 1998 Series A	283,097	-	-	-	4,214,346	-	4,497,443
Clean Water Revenue Bonds, 1998 Series B	216,275	-	-	-	4,027,466	-	4,243,741
Clean Water Revenue Bonds, 1999 Series A	157,747	-	-	-	4,484,449	-	4,642,196
Clean Water Revenue Bonds, 2000 Series A	352,078	-	-	-	5,521,084	-	5,873,162
Clean Water Revenue Bonds, 2001 Series A	609,841	21,930	-	-	15,200,809	-	15,832,580
Refunding Revenue Bonds, 2001 Series A	-	3,524,417	-	-	-	-	3,524,417
Clean Water Revenue Bonds, 2002 Series A	353,845	261,070	-	-	13,709,875	-	14,324,790
Clean Water Revenue Bonds, 2002 Series B	20,063	-	-	-	7,875,836	-	7,895,899
Clean Water Revenue Bonds, 2003 Series A	90,601	-	-	-	4,835,683	-	4,926,284
Clean Water Revenue Bonds, 2004 Series A	975,410	-	-	-	20,362,419	-	21,337,829
Refunding Revenue Bonds, 2004 Series A	-	509,059	-	-	-	-	509,059
Clean Water Revenue Bonds, 2005 Series A	66,215	498,219	-	-	15,102,819	-	15,667,253
Clean Water Revenue Bonds, 2005 Series B	157,755	-	-	-	6,328,881	-	6,486,636
Refunding Revenue Bonds, 2005 Series A and A2	-	2,106,016	-	-	-	-	2,106,016
Clean Water Revenue Bonds, 2006 Series A	80,098	-	-	-	8,230,269	-	8,310,367
Clean Water Revenue Bonds, 2006 Series B	59,209	-	-	-	4,240,755	-	4,299,964
Clean Water Revenue Bonds, 2007 Series A	991,875	-	-	-	13,886,953	-	14,878,828
Clean Water Revenue Bonds, 2008 Series A	-	13	-	12,463	4,809,508	-	4,821,984
Clean Water Revenue Bonds, 2010 Series A	-	15,590	-	15,522,060	24,753,864	-	40,291,514
Clean Water Revenue Bonds, 2010 Series B	-	9,609	-	12,609,480	13,941,905	-	26,560,994
Clean Water Revenue Bonds, 2011 Series A	-	-	-	17,509,010	-	40,881	17,549,891
Direct Loan Project Accounts	-	-	-	12,695,885	-	-	12,695,885
WPCRF State Match Holding Account	-	-	-	-	-	448,905	448,905
Direct Loan Surplus Matching Account	-	-	-	-	-	1,254,629	1,254,629
CWSRF Reloan Account	-	-	-	-	-	23,427,002	23,427,002
WPCRF Administrative Fee Account	-	-	-	-	-	11,847,698	11,847,698
Subtotal – Water Pollution Control Revolving Fund	<u>5,213,400</u>	<u>7,384,825</u>	<u>-</u>	<u>58,348,898</u>	<u>186,750,677</u>	<u>37,020,002</u>	<u>294,717,802</u>

**Colorado Water Resources
and Power Development Authority
(A Component Unit of the State of Colorado)**

**Schedule of Cash, Cash Equivalents and Investments Held by Trustees – By Account Type (Continued)
December 31, 2011**

	Rebate accounts	SWRP revenue or Debt service funds	Debt service reserve funds	Project accounts	DWRP and WPCRF matching accounts	Other accounts	Total cash and investments by bond issue
Drinking Water Revolving Fund:							
Drinking Water Revenue Bonds, 1997 Series A	203,345	578,871	-	-	3,787,971	-	4,570,187
Drinking Water Revenue Bonds, 1998 Series A	138,426	452,688	-	-	3,220,706	-	3,811,820
Drinking Water Revenue Bonds, 1999 Series A	328,049	522,851	-	-	7,254,850	-	8,105,750
Drinking Water Revenue Bonds, 2000 Series A	11,458	-	-	-	9,457,680	-	9,469,138
Drinking Water Revenue Bonds, 2002 Series A	81,859	-	-	-	3,824,994	-	3,906,853
Drinking Water Revenue Bonds, 2003 Series A	79,032	-	-	-	7,769,214	-	7,848,246
Drinking Water Revenue Bonds, 2003 Series B	290,837	383,525	-	-	4,260,545	-	4,934,907
Refunding Revenue Bonds, 2005 Series A	-	468,890	-	-	-	-	468,890
Drinking Water Revenue Bonds, 2006 Series A	22,321	177,412	-	-	3,985,375	-	4,185,108
Drinking Water Revenue Bonds, 2006 Series B	606,754	84	-	321,391	13,267,986	-	14,196,215
Drinking Water Revenue Bonds, 2008 Series A	-	115,610	-	-	5,707,724	-	5,823,334
Drinking Water Revenue Bonds, 2008 Series B	-	-	-	-	5,071,969	-	5,071,969
Drinking Water Revenue Bonds, 2011 Series A	-	5,787	-	22,250,165	3,697,524	-	25,953,476
Federal Direct Loan Projects Pre-Construction Accounts	-	-	-	-	-	-	-
Federal Direct Loan Project Accounts	-	-	-	8,386,355	-	-	8,386,355
Drinking Water Funding Account	-	-	-	-	-	2,616,633	2,616,633
Drinking Water State Match Holding Account	-	-	-	-	-	4,594,497	4,594,497
State Direct Loan Surplus Matching Account	-	-	-	-	-	99,807	99,807
State Direct Loan Reloan Account	-	-	-	-	-	-	-
State Direct Loan Administrative Fee Account	-	-	-	-	-	-	-
Federal Direct Loan Surplus Matching Account	-	-	-	-	-	1,417,987	1,417,987
DWRP Reloan Account	-	-	-	-	-	18,817,029	18,817,029
DWRP Administrative Fee Account	-	-	-	-	-	8,906,529	8,906,529
Subtotal – Drinking Water Revolving Fund	<u>1,762,081</u>	<u>2,705,718</u>	<u>-</u>	<u>30,957,911</u>	<u>71,306,538</u>	<u>36,452,482</u>	<u>143,184,730</u>
Colorado Water Resources and Power Development Authority – total cash and investments	<u>\$ 6,975,481</u>	<u>\$ 11,408,546</u>	<u>\$ 15,966,475</u>	<u>\$ 157,216,354</u>	<u>\$ 258,057,215</u>	<u>\$ 124,472,129</u>	<u>\$ 574,096,200</u>

**Independent Accountants' Report on Internal Control Over
Financial Reporting and on Compliance and Other Matters Based on an
Audit of the Financial Statements Performed in Accordance with
*Government Auditing Standards***

Board of Directors
Colorado Water Resources and
Power Development Authority
Denver, Colorado

We have audited the financial statements of each major fund of Colorado Water Resources and Power Development Authority (the Authority), a component unit of the State of Colorado, as of and for the year ended December 31, 2011, which collectively comprise the Authority's basic financial statements and have issued our report thereon dated April 13, 2012. We conducted our audit in accordance with auditing standards generally accepted in the United States of America and the standards applicable to financial audits contained in *Government Auditing Standards*, issued by the Comptroller General of the United States.

Internal Control Over Financial Reporting

Management of the Authority is responsible for establishing and maintaining effective internal control over financial reporting. In planning and performing our audit, we considered the Authority's internal control over financial reporting as a basis for designing our auditing procedures for the purpose of expressing our opinions on the financial statements, but not for the purpose of expressing an opinion on the effectiveness of the Authority's internal control over financial reporting. Accordingly, we do not express an opinion on the effectiveness of the Authority's internal control over financial reporting.

A deficiency in internal control exists when the design or operation of a control does not allow management or employees, in the normal course of performing their assigned functions, to prevent, or detect and correct misstatements on a timely basis. A material weakness is a deficiency, or a combination of deficiencies, in internal control, such that there is a reasonable possibility that a material misstatement of the Authority's financial statements will not be prevented, or detected and corrected on a timely basis.

Our consideration of internal control over financial reporting was for the limited purpose described in the first paragraph of this section and was not designed to identify all deficiencies in internal control over financial reporting that might be deficiencies, significant deficiencies, or material weaknesses. We did not identify any deficiencies in internal control over financial reporting that we consider to be material weaknesses, as defined above.

Board of Directors
Colorado Water Resources and
Power Development Authority

Compliance and Other Matters

As part of obtaining reasonable assurance about whether the Authority's financial statements are free of material misstatement, we performed tests of its compliance with certain provisions of laws, regulations, contracts and grant agreements, noncompliance with which could have a direct and material effect on the determination of financial statement amounts. However, providing an opinion on compliance with those provisions was not an objective of our audit, and accordingly, we do not express such an opinion. The results of our tests disclosed no instances of noncompliance or other matters that are required to be reported under *Government Auditing Standards*.

This report is intended solely for the information and use of the Board of Directors, management and others within the Authority and federal awarding agencies and is not intended to be and should not be used by anyone other than these specified parties.

\s\ **BKD, LLP**

April 13, 2012

**Independent Accountants' Report on Compliance With Requirements
That Could Have a Direct and Material Effect on Each Major Program
and on Internal Control Over Compliance in Accordance With
OMB Circular A-133**

Board of Directors
Colorado Water Resources and
Power Development Authority
Denver, Colorado

Compliance

We have audited the Colorado Water Resources and Power Development Authority's (the Authority), a component unit of the State of Colorado, compliance with the types of compliance requirements described in the OMB Circular A-133, *Compliance Supplement* that could have a direct and material effect on each of the Authority's major federal programs for the year ended December 31, 2011. The Authority's major federal programs are identified in the summary of auditor's results section of the accompanying schedule of findings and questioned costs. Compliance with the requirements of laws, regulations, contracts, and grants applicable to each of its major federal programs is the responsibility of the Authority's management. Our responsibility is to express an opinion on the Authority's compliance based on our audit.

We conducted our audit of compliance in accordance with auditing standards generally accepted in the United States of America; the standards applicable to financial audits contained in *Government Auditing Standards*, issued by the Comptroller General of the United States; and OMB Circular A-133, *Audits of States, Local Governments, and Non-Profit Organizations*. Those standards and OMB Circular A-133 require that we plan and perform the audit to obtain reasonable assurance about whether noncompliance with the types of compliance requirements referred to above that could have a direct and material effect on a major federal program occurred. An audit includes examining, on a test basis, evidence about the Authority's compliance with those requirements and performing such other procedures as we considered necessary in the circumstances. We believe that our audit provides a reasonable basis for our opinion. Our audit does not provide a legal determination on the Authority's compliance with those requirements.

In our opinion, the Authority complied, in all material respects, with the compliance requirements referred to above that could have a direct and material effect on each of its major federal programs for the year ended December 31, 2011.

Internal Control Over Compliance

Management of the Authority is responsible for establishing and maintaining effective internal control over compliance with the requirements of laws, regulations, contracts, and grants applicable to federal programs. In planning and performing our audit, we considered the Authority's internal control over compliance with the requirements that could have a direct and material effect on a major federal program to determine the auditing procedures for the purpose of expressing our opinion on compliance and to test and report on internal control over compliance in accordance with OMB Circular A-133, but not for the purpose of expressing an opinion on the effectiveness of internal control over compliance. Accordingly, we do not express an opinion on the effectiveness of the Authority's internal control over compliance.

A deficiency in internal control over compliance exists when the design or operation of a control over compliance does not allow management or employees, in the normal course of performing their assigned functions, to prevent, or detect and correct, noncompliance with a type of compliance requirement of a federal program on a timely basis. A material weakness in internal control over compliance is a deficiency, or combination of deficiencies, in internal control over compliance such that there is a reasonable possibility that material noncompliance with a type of compliance requirement of a federal program will not be prevented, or detected and corrected, on a timely basis.

Our consideration of internal control over compliance was for the limited purpose described in the first paragraph of this section and was not designed to identify all deficiencies in internal control over compliance that might be deficiencies, significant deficiencies, or material weaknesses. We did not identify any deficiencies in internal control over compliance that we consider to be material weaknesses, as defined above.

This report is intended solely for the information and use of the Board of Directors, management, others within the Authority and federal awarding agencies and is not intended to be and should not be used by anyone other than these specified parties.

\s\ **BKD, LLP**

April 13, 2012

**Colorado Water Resources
and Power Development Authority
(A Component Unit of the State of Colorado)
Schedule of Expenditures of Federal Awards
Year Ended December 31, 2011**

<u>Grantor program title</u>	<u>Federal grant number</u>	<u>Federal CFDA number</u>	<u>Grant award</u>	<u>Accrued January 1, 2011</u>	<u>Receipts</u>	<u>Expenditures</u>	<u>Accrued December 31, 2011</u>
U.S. Environmental Protection Agency:							
Capitalization Grants for Clean Water							
State Revolving Funds:							
Base Program							
2009 Grant		66.458	5,398,200 \$	- \$	581,546 \$	581,546 \$	-
2009 Grant - ARRA	2W-97880801	66.458	31,347,700	-	4,558,854	4,558,854	-
2010 Grant		66.458	16,298,000	178,895	8,161,198	7,996,171	13,868
2011 Grant		66.458	12,389,500	-	60,698	60,698	-
Total federal awards – WPCRF				<u>178,895</u>	<u>13,362,296</u>	<u>13,197,269</u>	<u>13,868</u>
Capitalization Grants for Drinking Water State Revolving Funds:							
2005 Grant		66.468	13,708,600	183,605	223,922	40,317	-
2006 Grant		66.468	14,497,300	123,236	703,128	579,892	-
2007 Grant		66.468	14,497,000	247,225	870,172	869,426	246,479
2008 Grant		66.468	14,350,000	-	6,009,573	6,460,031	450,457
2009 Grant		66.468	14,350,000	650,242	3,935,498	3,285,255	-
2009 Grant - ARRA	2F-97881401	66.468	34,352,000	80,825	3,638,877	3,583,979	25,928
2010 Grant		66.468	24,074,000	254,966	2,378,334	3,053,471	930,103
2011 Grant		66.468	16,439,000	-	-	-	-
Total federal awards – DWRF				<u>1,540,099</u>	<u>17,759,504</u>	<u>17,872,372</u>	<u>1,652,967</u>
Total federal awards				<u>\$ 1,718,994</u>	<u>\$ 31,121,800</u>	<u>\$ 31,069,641</u>	<u>\$ 1,666,835</u>

See accompanying notes to schedule of expenditures of federal awards.

**Colorado Water Resources
and Power Development Authority
(A Component Unit of the State of Colorado)
Notes to Schedule of Expenditures of Federal Awards
Year Ended December 31, 2011**

Note 1: Basis of Presentation

This schedule includes the federal awards of Colorado Water Resources and Power Development Authority, a component unit of the State of Colorado, and is presented on the accrual basis of accounting. The information in this schedule is presented in accordance with the requirements of OMB Circular A-133, *Audits of States, Local Governments, and Non-Profit Organizations*. Therefore, some amounts presented in this schedule may differ from amounts presented in, or used in the preparation of, the basic financial statements.

**Colorado Water Resources
and Power Development Authority
(A Component Unit of the State of Colorado)
Notes to Schedule of Expenditures of Federal Awards (Continued)
Year Ended December 31, 2011**

Note 2: Subrecipients

Of the federal expenditures presented in the Schedule of Expenditures of Federal Awards, 94% of the Capitalization Grants for Clean Water State Revolving Funds (WPCRF) and 68% of the Capitalization Grants for Drinking Water State Revolving Funds (DWRF) were provided to subrecipients as follows:

	<u>Federal grants Provided to Subrecipients</u>
Water Pollution Control Revolving Fund Projects (CFDA #66.458):	
Base Program	
Cheraw, Town of	\$ 28,255
Cheyenne Wells Sanitation District #1	24,920
Elizabeth, Town of	86,587
Empire, Town of	32,383
Glendale, City of	19,613
Glenwood Springs, City of	3,213,621
Mountain View Villages Water and Sanitation Dist.	73,902
New Castle, Town of	84,447
Olathe, Town of	9,720
Pueblo, City of	4,130,881
Silver Plume, Town of	113,041
Total Base Program	<u>7,817,370</u>
ARRA Grant	
Fremont Sanitation District	294,506
Georgetown, Town of	820,591
Gunnison County	66,185
Manitou Springs, City of	312,410
Monument Sanitation District	28,026
Pagosa Area Water and Sanitation District	2,738,439
Widefield Water and Sanitation District	298,697
Total ARRA	<u>4,558,854</u>
Total WPCRF	<u>\$ 12,376,224</u>

**Colorado Water Resources
and Power Development Authority
(A Component Unit of the State of Colorado)
Notes to Schedule of Expenditures of Federal Awards (Continued)
Year Ended December 31, 2011**

		Federal grants Provided to Subrecipients
Drinking Water Revolving Fund Projects (CFDA # 66.468):		
Base Program		
Alamosa, City of	\$	95,902
Arapahoe County Water and Sanitation District		8,837
Blanca, Town of		53,137
Colorado Springs Utilities		1,320,686
Grand Junction, City of		127,722
Holly, Town of		43,214
Hotchkiss, Town of		198,895
Kit Carson, Town of		10,000
Orchard City, Town of		945,918
Pagosa Area Water and Sanitation District		1,329,343
Paonia, Town of		285,880
Rocky Ford, City of		603,964
Sawpit, Town of		1,907
Sterling, City of		3,696,399
Swink, Town of		40,006
Two Buttes, Town of		102,690
Total Base Program		8,864,500
ARRA Grant		
Brighton, City of		60,886
Divide MPC Metropolitan District #1		16,893
Florence, City of		317,158
Georgetown, Town of		820,402
Hot Sulphur Springs, Town of		193,124
Kit Carson, Town of		5,729
Kremmling, Town of		206,653
Lamar, City of		582,464
Manitou Springs, City of		939,191
Ophir, Town of		34,438
Rocky Ford, City of		143,463
Total ARRA		3,320,401
Total DWRF	\$	12,184,901

**Colorado Water Resources
and Power Development Authority
(A Component Unit of the State of Colorado)
Notes to Schedule of Expenditures of Federal Awards (Continued)
Year Ended December 31, 2011**

Note 3: Set Asides

For the year ended December 31, 2011, the following DWRF grant amounts were used for the set aside programs:

DWRF program year:	<u>Set aside amount</u>
2005	\$ 40,317
2006	579,892
2007	869,426
2008	717,669
2009	163,117
2009 - ARRA	263,579
2010	3,053,471
Total	\$ <u><u>5,687,471</u></u>

THIS PAGE LEFT BLANK INTENTIONALLY

**Colorado Water Resources
and Power Development Authority
(A Component Unit of the State of Colorado)
Schedule of Findings and Questioned Costs
Year Ended December 31, 2011**

Section I - Summary of Auditor's Results

Financial Statements

1. Type of auditor's report issued:
 Unqualified Qualified Adverse Disclaimer

2. Internal control over financial reporting:
 - Material weakness(es) identified? Yes No
 - Significant deficiency(ies) identified? Yes None Reported

3. Noncompliance material to financial statements noted? Yes No

Federal Awards

4. Internal control over major programs:
 - Material weakness(es) identified? Yes No
 - Significant deficiency(ies) identified? Yes None Reported

5. Types of auditor's report issued on compliance for major programs:
 Unqualified Qualified Adverse Disclaimer

6. Any audit findings disclosed that are required to be reported in accordance with section 510(a) of OMB Circular A-133? Yes No

7. Identification of major programs:

CFDA Number(s)	Name of Federal Program or Cluster
66.458	Capitalization Grants for Clean Water State Revolving Funds
66.468	Capitalization Grants for Drinking Water State Revolving Funds

**Colorado Water Resources
and Power Development Authority
(A Component Unit of the State of Colorado)
Schedule of Findings and Questioned Costs (Continued)
Year Ended December 31, 2011**

8. Dollar threshold used to distinguish between Type A and Type B programs: \$932,089.
9. Auditee qualified as low-risk auditee? Yes No

Section II – Financial Statement Findings

Reference Number	Finding	Questioned Costs
---------------------	---------	---------------------

No matters are reportable.

Section III – Federal Award Findings and Questioned Costs

Reference Number	Finding	Questioned Costs
---------------------	---------	---------------------

No matters are reportable.

**Colorado Water Resources
and Power Development Authority
(A Component Unit of the State of Colorado)
Summary Schedule of Prior Audit Findings
Year Ended December 31, 2011**

Reference Number	Summary of Finding	Status
10-01	<p>ARRA - Capitalization Grants for Drinking Water State Revolving Funds and ARRA - Capitalization Grants for Clean Water State Revolving Funds</p> <p>U.S. Environmental Protection Agency</p> <p><i>Reporting</i> – Inaccurate information was reported to the Federal awarding agency. The Authority should ensure guidance obtained from the Federal awarding agency is documented. Additionally, the Authority should implement procedures to ensure the ARRA 1512 report is accurate and complete. This should include procedures to reconcile information reported by Water Quality Control Division to its own records and a detailed review of the report.</p>	Implemented

THIS PAGE LEFT BLANK INTENTIONALLY

Attachment 4

Authority Board Resolution No. 11-09

**COLORADO WATER RESOURCES
and
POWER DEVELOPMENT AUTHORITY**

RESOLUTION NO. 11-09

**APPROVING AND RATIFYING THE DRINKING WATER REVOLVING FUND
CAPITALIZATION GRANT AWARD FOR FISCAL YEAR 2011 BETWEEN THE
COLORADO WATER RESOURCES AND POWER DEVELOPMENT AUTHORITY AND
THE ENVIRONMENTAL PROTECTION AGENCY AND PROVIDING FOR THE
COMMITMENT AND DEPOSIT OF FUNDS TO COMPRISE THE STATE MATCH**

WHEREAS, Title I of the Safe Drinking Water Act Amendments of 1996 (the "Act") established a system to provide funding assistance for improvements to drinking water systems, in the form of state revolving funds that are capitalized by federal grants and by state matching funds, and used to provide loans and other financial assistance for eligible projects; and

WHEREAS, C.R.S. §37-95-107.8 established the Drinking Water Revolving Fund administered by the Authority in accordance with and for the purposes set forth in Title I of the Act; and

WHEREAS, C.R.S. §37-95-107.8 authorizes the Authority on behalf of the State with the written approval of the Colorado Department of Public Health and Environment to enter into such agreements with the United States as may be necessary to comply with the provisions of the Act and as otherwise may be required to provide for the capitalization of the Drinking Water Revolving Fund from federal grant money; and

WHEREAS, the United States Environmental Protection Agency ("EPA") and the Authority have negotiated an Operating Agreement for operation of the Drinking Water Revolving Fund, and the EPA, pursuant to said Operating Agreement, and in accordance with all conditions set forth therein, proposes to award a capitalization grant to the Authority, on behalf of the State, in the amount of \$24,074,000 for Fiscal Year 2011 for capitalization of the Drinking Water Revolving Fund, on the condition that the Authority deposits state matching funds (the "State Match") in the amount of \$4,814,800 as required by 40 CFR 3550(g)(2), into a State Match Account for the revolving fund;


NOW, THEREFORE, BE IT RESOLVED:


1. Subject to receipt of written approval of the Colorado Department of Public Health and Environment, the Board of Directors of the Colorado Water Resources and Power Development Authority, on behalf of the State of Colorado, approves and ratifies the Fiscal Year 2011 Capitalization Grant between the Authority and the United States Environmental Protection Agency in the amount of \$24,074,000 for capitalization of the Drinking Water Revolving Fund; and further directs, confirms, and approves the execution of said Capitalization Grant by the Executive Director on behalf of the Authority upon receipt of a letter from the Colorado Department of Public Health and Environment approving the 2011 Capitalization Grant Award.

2. In accordance with Resolution No. 04-34, at such time as the Executive Director has executed the Capitalization Grant, the Authority shall deposit into the Drinking Water Revolving Fund State Match Account the sum of \$4,814,800, representing the 20% State Match requirement for the 2011 Fiscal Year Capitalization Grant.

CERTIFICATE

The undersigned officers of the Board of Directors of the Colorado Water Resources and Power Development Authority do hereby certify that the above Resolution No. 11-09 was adopted by the Colorado Water Resources and Power Development Authority at a regular meeting of the Board of Directors with a quorum present in Denver, Colorado on March 4, 2011.


Chair

Assistant 
Secretary

ATTEST