

COLORADO
DRINKING WATER REVOLVING FUND
SUMMARY REPORT

JANUARY 1, 2009 – DECEMBER 31, 2009



PREPARED BY

THE STATE OF COLORADO

APRIL 30, 2010

FOR THE ENVIRONMENTAL PROTECTION AGENCY
REGION VIII

COLORADO DWRF SUMMARY REPORT

TABLE OF CONTENTS

EXHIBITS

- A. DWRF LOAN SUMMARY (1997-2009)
- B. DWRF PLANNING AND DESIGN GRANTS – ALL YEARS
- C. BINDING COMMITMENTS
- D. EPA CAPITAL CONTRIBUTIONS SUMMARY

ATTACHMENTS

- 1. 2009 INTENDED USE PLAN and DWGP INTENDED USE PLAN
- 2. 2010 INTENDED USE PLAN and DWGP INTENDED USE PLAN
- 3. AUDITED FINANCIAL STATEMENTS AS OF AND FOR THE YEARS ENDED DECEMBER 31, 2009 AND 2008
- 4. AUTHORITY BOARD RESOLUTION NOs. 09-15 and 09-16

Exhibit A

DWRF Loan Summary (1997 – 2009)

Colorado Water Resources & Power Development Authority
DRINKING WATER REVOLVING FUND (DWRP) LOAN PROGRAM
2009 BIENNIAL REPORT - EXHIBIT A - LOAN SUMMARY REPORT
As of December 31, 2009

DETAIL OF LOANS FINANCED UNDER THE DWRP PROGRAM										
Borrower	Loan Date	Loan Amount	Loan Term (In Years)	Effective Loan Interest Rate	DW SRF Funds Obligated to Loan (a)	2009 ARRA Funds Obligated to Loan (d)	State Match Provided for Loan (b)	Loans Funded or Subsidized with DW SRF Reloan Monies	Loan Type	Notes / Comments
Grand Lake, Town of	10/29/97	\$ 495,000	20	4.500%	\$ 394,988	\$ -	\$ 100,012	\$ -	DL	
Arapahoe Estates WD	10/01/97	1,048,333	20	4.150%	388,359	-	98,333	-	LL	
Englewood, City of	10/01/97	15,292,636	21	4.140%	5,361,910	-	1,357,636	-	LL	
Fort Collins, City of	10/01/97	10,125,300	20	4.120%	3,614,928	-	915,300	-	LL	
Chatfield South WD	07/13/98	728,500	20	4.500%	581,310	-	147,190	-	DL	
Left Hand W&SD	09/11/98	188,700	20	4.500%	150,574	-	38,126	-	DL	
Buena Vista, Town of	06/01/98	1,324,120	20	4.010%	490,204	-	124,120	-	LL	
Fort Morgan, City of	06/01/98	15,433,355	21	4.020%	5,641,214	-	1,428,355	-	LL	
Julesburg, Town of	05/01/99	693,000	1	4.500%	543,757	-	149,243	-	DL	
La Junta, City of	10/15/99	490,000	20	4.500%	384,475	-	105,525	-	DL	
Thunderbird W&SD	06/01/99	285,000	20	4.500%	223,623	-	61,377	-	DL	
Aurora, City of	05/01/99	14,999,899	15	3.633%	4,751,500	-	1,024,899	-	LL	
Fort Collins, City of	05/01/99	4,998,395	20	3.808%	1,870,165	-	403,395	-	LL	
Glenwood Springs, City of	05/01/99	4,999,017	19	3.773%	1,710,790	-	369,017	-	LL	
Grand County W&SD	05/01/99	2,998,566	19	3.783%	1,036,468	-	223,566	-	LL	
Greeley, City of	05/01/99	14,999,038	20	3.802%	5,280,660	-	1,139,038	-	LL	
Julesburg, Town of	05/01/99	994,600	20	3.809%	392,210	-	84,600	-	LL	
Left Hand WD	05/01/99	6,571,538	20	3.802%	2,139,722	-	461,538	-	LL	
Craig, City of	12/15/00	450,000	5	4.000%	353,089	-	96,911	-	DL	
Sedalia W&SD	03/09/00	326,000	20	4.500%	255,794	-	70,206	-	DL	
Springfield, Town of	07/28/00	349,471	20	4.500%	274,209	-	75,262	-	DL	
Evergreen MD	04/15/00	5,577,982	21	4.390%	1,786,069	-	452,982	-	LL	
Fountain Valley Auth	04/15/00	7,607,966	21	4.400%	2,633,735	-	667,966	-	LL	
Limon, Town of	04/15/00	1,440,809	21	4.410%	436,910	-	110,809	-	LL	
Pueblo Board of WW	04/15/00	9,558,795	23	4.600%	2,499,000	-	633,795	-	LL	
Westminster, City of	04/15/00	14,998,357	21	4.400%	4,764,452	-	1,208,357	-	LL	
Wellington, City of	11/01/01	1,000,000	20	4.000%	716,007	-	283,993	-	DL	
Basalt, Town of	12/19/02	948,246	20	4.000%	-	-	-	1,000,000	DL	
Dillon, Town of	10/18/02	1,000,000	10	4.000%	-	-	-	1,000,000	DL	
Hayden, Town of	04/30/02	1,000,000	20	4.000%	-	-	-	1,000,000	DL	
Thunderbird W&SD	08/27/02	343,684	20	4.000%	-	-	-	343,684	DL	
Woodland Park, City of	03/13/02	800,000	20	4.000%	597,200	-	202,800	-	DL	
Evergreen MD	04/01/02	2,036,130	21	4.000%	764,260	-	181,130	-	LL	
Grand Junction, City of	04/01/02	3,566,522	21	4.020%	1,082,370	-	256,522	-	LL	
Idaho Springs, City of	04/01/02	2,339,797	21	3.990%	906,316	-	214,797	-	LL	
La Junta, City of	04/01/02	9,812,211	21	4.000%	3,300,469	-	782,211	-	LL	
Mustang WA	12/08/03	700,000	20	4.000%	-	-	-	700,000	DL	
Oak Creek, Town of	11/18/03	900,689	20	4.000%	-	-	-	900,689	DL	
Ouray, City of	12/19/03	1,000,000	20	4.000%	-	-	-	1,000,000	DL	

Colorado Water Resources & Power Development Authority
DRINKING WATER REVOLVING FUND (DWRP) LOAN PROGRAM
2009 BIENNIAL REPORT - EXHIBIT A - LOAN SUMMARY REPORT
As of December 31, 2009

DETAIL OF LOANS FINANCED UNDER THE DWRP PROGRAM (Cont'd)										
Borrower	Loan Date	Loan Amount	Loan Term (In Years)	Effective Loan Interest Rate	DW SRF Funds Obligated to Loan (a)	2009 ARRA Funds Obligated to Loan (d)	State Match Provided for Loan (b)	Loans Funded or Subsidized with DW SRF Reloan Monies	Loan Type	Notes / Comments
Westwood Lakes WD	05/15/03	500,000	20	4.000%	-	-	-	500,000	DL	
Florence, City of	11/01/03	12,999,093	22	3.510%	5,502,502	-	1,304,093	-	LL	
Fountain Valley Auth	06/01/03	3,221,862	22	3.030%	1,463,552	-	346,862	-	LL	
Longmont, City of	06/01/03	14,998,044	21	3.110%	6,046,601	-	1,433,044	-	LL	
Lyons, Town of	06/01/03	4,915,599	22	3.030%	2,196,621	-	520,599	-	LL	
Pinewood Springs WD	07/26/04	123,200	20	3.500%	-	-	-	123,200	DL	
Swink, Town of	04/20/04	669,000	20	3.500%	-	-	-	669,000	DL	
Florence, City of	01/25/05	769,899	20	3.500%	-	-	-	769,899	DL	
Olde Stage WD	06/01/05	100,000	20	3.500%	-	-	-	100,000	DL	
La Jara, Town of	04/20/05	200,000	20	0.000%	-	-	-	200,000	DC	
Victor, City of	06/17/05	283,000	10	0.000%	-	-	-	283,000	DC	
Log Lane Village, Town of	10/14/05	1,000,000	30	1.750%	-	-	-	1,000,000	DC	
Bristol W&SD	02/08/06	200,000	30	0.000%	-	-	-	200,000	DC	
Pinewood Springs WD	04/03/06	752,425	20	3.500%	-	-	-	752,425	DL	
Pritchett, Town of	03/31/06	200,000	30	0.000%	-	-	-	200,000	DC	
Craig, City of	04/27/06	6,056,378	21	3.650%	2,263,200	-	536,378	-	LL	
Little Thompson WD	04/27/06	6,383,774	21	3.650%	2,653,055	-	628,774	-	LL	
Sedgwick, Town of	05/15/06	419,000	30	0.000%	-	-	-	419,000	DC	
Castle Pines MD	05/25/06	2,000,000	20	3.750%	-	-	-	2,000,000	DL	
Palisade, Town of	05/26/06	2,000,000	30	0.000%	1,526,000	-	474,000	-	DC	
Platte Canyon W&SD #1	06/30/06	400,000	20	3.750%	-	-	-	400,000	DL	
Bethune, Town of	07/18/06	418,000	30	0.000%	-	-	-	418,000	DC	
Ralston Valley W&SD	08/09/06	1,300,000	20	3.750%	-	-	-	1,300,000	DL	
Boone, Town of	08/15/06	514,297	30	0.000%	-	-	-	514,297	DC	
Walden, Town of	09/06/06	900,000	25	1.750%	-	-	-	900,000	DC	
Castle Pines MD	11/06/06	250,000	20	3.750%	-	-	-	250,000	DL	
Alamosa, City of	11/02/06	11,865,063	20	3.420%	4,683,808	-	1,110,063	-	LL	
Arapahoe County W&SD	11/02/06	16,049,975	15	3.310%	6,223,525	-	1,474,975	-	LL	
Cottonwood W&SD	11/02/06	9,996,005	20	3.420%	3,801,710	-	901,005	-	LL	
Palisade, Town of	11/02/06	3,976,045	21	3.470%	1,502,300	-	356,045	-	LL	
Cucharas S&WD	11/29/06	269,000	20	3.750%	-	-	-	269,000	DL	
Genoa, Town of	12/20/06	175,000	30	0.000%	-	-	-	175,000	DC	
Ordway, Town of	12/20/06	200,000	30	0.000%	-	-	-	200,000	DC	
Hillrose, Town of	05/31/07	995,097	30	0.000%	-	-	-	995,097	DC	
Stratton, Town of	12/20/07	483,000	30	1.875%	-	-	-	483,000	DC	
Ordway, Town of	12/21/07	114,300	30	0.000%	-	-	-	114,300	DC	
Las Animas, City of	03/26/08	812,000	30	0.000%	-	-	-	812,000	DC	
La Veta, Town of	04/11/08	1,134,000	30	1.875%	-	-	-	1,134,000	DC	
Hotchkiss, Town of	04/23/08	925,000	20	0.000%	-	-	-	925,000	DC	

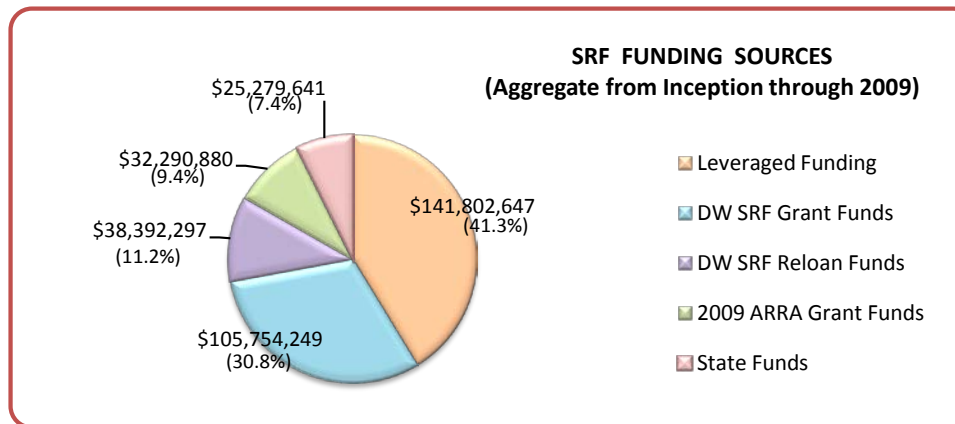
Colorado Water Resources & Power Development Authority
DRINKING WATER REVOLVING FUND (DWRP) LOAN PROGRAM
2009 BIENNIAL REPORT - EXHIBIT A - LOAN SUMMARY REPORT
As of December 31, 2009

DETAIL OF LOANS FINANCED UNDER THE DWRP PROGRAM (Cont'd)										
Borrower	Loan Date	Loan Amount	Loan Term (In Years)	Effective Loan Interest Rate	DW SRF Funds Obligated to Loan (a)	2009 ARRA Funds Obligated to Loan (d)	State Match Provided for Loan (b)	Loans Funded or Subsidized with DW SRF Reloan Monies	Loan Type	Notes / Comments
Kim, Town of	05/30/08	118,000	30	0.000%	-	-	-	118,000	DC	
Estes Park, Town of	06/12/08	5,494,410	20	3.260%	2,761,224	-	654,411	-	LL	
Pagosa Area W&SD	06/12/08	7,158,870	20	3.400%	3,223,080	-	763,870	-	LL	
Platte Canyon W&SD #2	07/15/08	415,203	20	3.500%	-	-	-	415,203	DL	
East Alamosa W&SD	07/24/08	2,000,000	30	0.000%	-	-	-	2,000,000	DC	
Eckley, Town of	07/30/08	100,000	20	0.000%	-	-	-	100,000	DC	
Olde Stage WD	10/17/08	150,000	20	3.500%	-	-	-	150,000	DL	
Paonia, Town of	11/05/08	448,200	20	1.750%	-	-	-	448,200	DC	
Project 7 Water Auth	11/25/08	10,176,512	21	3.820%	5,512,709	-	1,306,512	-	LL	
Stratton, Town of	12/03/08	90,000	30	1.750%	-	-	-	90,000	DC	
Del Norte, Town of	12/31/08	934,000	20	0.000%	-	-	-	934,000	DC	
Rye, Town of	03/27/09	1,040,000	30	1.750%	-	-	-	1,040,000	DC	
Creede, City of	04/15/09	1,250,000	30	1.750%	-	-	-	1,250,000	DC	
Arriba, Town of	05/29/09	505,000	30	0.000%	-	-	-	505,000	DC	
Nederland, Town of	06/15/09	2,500,000	20	2.000%	-	-	-	2,500,000	DL	
Rockvale, Town of	07/08/09	295,000	30	1.000%	-	-	-	295,000	DC	
Lake Durango WA	07/15/09	2,000,000	20	2.000%	-	-	-	2,000,000	DL	
Palmer Lake, Town of	07/22/09	1,862,552	20	2.000%	-	-	-	1,862,552	DL	
Bow Mar W&SD	08/06/09	1,150,000	20	2.000%	-	-	-	1,150,000	DL	
Baca Grande W&SD	08/19/09	1,483,750	19	2.000%	-	-	-	1,483,750	DL	
Siebert, Town of	08/26/09	1,719,500	N/A	N/A	-	1,719,500	-	-	ARDC	FPF
Arabian Acres MD	08/28/09	287,440	N/A	N/A	-	287,440	-	-	ARDC	FPF
Kremmling, Town of	08/28/09	2,000,000	N/A	N/A	-	2,000,000	-	-	ARDC	FPF
Cheyenne Wells, Town of	09/02/09	1,732,517	N/A	N/A	-	1,732,517	-	-	ARDC	FPF
Hi-Land Acres W&SD	09/02/09	1,200,000	N/A	N/A	-	1,200,000	-	-	ARDC	FPF
Colorado City MD	09/02/09	1,780,000	N/A	N/A	-	1,780,000	-	-	ARDC	FPF
Kit Carson, Town of	09/03/09	392,000	N/A	N/A	-	392,000	-	-	ARDC	FPF
Norwood WC, Town of	09/03/09	540,150	N/A	N/A	-	540,150	-	-	ARDC	FPF
Rocky Ford, City of	09/04/09	945,337	N/A	N/A	-	945,337	-	-	ARDC	FPF
Blanca, Town of	09/09/09	50,000	N/A	N/A	-	50,000	-	-	ARDC	FPF
Hot Sulphur Springs, Town of	09/02/09	3,300,000	20	0.000%	-	3,300,000	-	-	ARDC	PPF
Divide MPC MD #1	09/04/09	145,930	20	0.000%	-	145,930	-	-	ARDC	
Fraser, Town of	09/17/09	652,255	N/A	N/A	-	652,255	-	-	ARDC	FPF
Brighton, City of	09/17/09	1,044,000	N/A	N/A	-	1,044,000	-	-	ARDC	FPF
Georgetown, Town of	09/22/09	3,340,000	20	0.000%	-	3,340,000	-	-	ARDC	PPF
La Junta, City of	09/24/09	1,830,000	20	0.000%	-	1,830,000	-	-	ARDC	
Manitou Springs, City of	09/28/09	1,486,026	20	0.000%	-	1,486,026	-	-	ARDC	PPF
Manitou Springs, City of	09/29/09	880,749	20	0.000%	-	880,749	-	-	ARDC	PPF
Manitou Springs, City of	09/30/09	1,486,026	20	0.000%	-	1,486,026	-	-	ARDC	PPF

Colorado Water Resources & Power Development Authority
 DRINKING WATER REVOLVING FUND (DWRP) LOAN PROGRAM
 2009 BIENNIAL REPORT - EXHIBIT A - LOAN SUMMARY REPORT
 As of December 31, 2009

DETAIL OF LOANS FINANCED UNDER THE DWRP PROGRAM (Cont'd)										
Borrower	Loan Date	Loan Amount	Loan Term (In Years)	Effective Loan Interest Rate	DW SRF Funds Obligated to Loan (a)	2009 ARRA Funds Obligated to Loan (d)	State Match Provided for Loan (b)	Loans Funded or Subsidized with DW SRF Reloan Monies	Loan Type	Notes / Comments
Florence, City of	10/07/09	2,000,000	20	0.000%	-	2,000,000	-	-	ARDC	
Ridgway, Town of	10/19/09	450,000	20	0.000%	-	450,000	-	-	ARDL	
Gateway MD	12/17/09	576,575	20	0.000%	-	576,575	-	-	ARDL	
Lamar, City of	12/17/09	3,952,375	20	0.000%	-	3,952,375	-	-	ARDL	
Lamar, City of (DL)	12/17/09	1,067,625	20	2.500%	1,067,625	-	-	-	DL	(A)
Ophir, Town of	12/18/09	500,000	20	0.000%	-	500,000	-	-	ARDC	
TOTALS		\$ 343,519,713			\$ 105,754,249	\$ 32,290,880	\$ 25,279,641	\$ 38,392,297		

SUMMARY OF DW SRF LOANS MADE BY TYPE OF LOAN										
Loan Type	No. of Loans Financed	Total Amount of Financing Assistance- Loans	Average Loan Life (In Years)	Weighted Average Loan Rate	Total DW SRF Funds Obligated (a)	Total 2009 ARRA Funds Obligated (d)	Total State Match Funds Provided (b)	Loans Funded or Subsidized with DW SRF Reloan Monies (c)	No. of Loans Financed with Reloan Monies (c)	Percent of Loans Funded With Reloan Monies (c)
Base Program:										
Dsdvntg Cmmnts Direct Loan (DC)	28	\$ 17,752,894	27	0.65%	\$ 1,526,000	\$ -	\$ 474,000	\$ 15,752,894	27	96.43%
Direct Loan (DL)	37	29,460,944	19	3.31%	5,542,651	-	1,330,645	22,639,403	25	67.57%
Leveraged Loans (LL)	34	264,014,996	20	3.78%	98,685,598	-	23,474,996	-	0	0.00%
American Recovery & Reinvestment Act:										
Dsdvntg Cmmnts Direct Loan (ARDC)	11	12,972,155	N/A	N/A	-	12,972,155	-	-	0	0.00%
Direct Loan (ARDL)	13	19,318,725	N/A	0.00%	-	19,318,725	-	-	0	0.00%
TOTAL FOR PROGRAM	123	\$ 343,519,713	22	3.22%	\$ 105,754,249	\$ 32,290,880	\$ 25,279,641	\$ 38,392,297	52	42.28%



Colorado Water Resources & Power Development Authority
 DRINKING WATER REVOLVING FUND (DWRP) LOAN PROGRAM
 2009 BIENNIAL REPORT - EXHIBIT A - LOAN SUMMARY REPORT
 As of December 31, 2009

SUMMARY OF DW SRF LOANS MADE EACH FISCAL YEAR										
Fiscal Year	No. of Loans Financed	Total Amount of Financing Assistance-Loans	Average Loan Life (In Years)	Weighted Average Loan Rate	Total DW SRF Funds Obligated (a)	Total 2009 ARRA Funds Obligated (d)	Total State Match Funds Provided (b)	Loans Funded or Subsidized with DW SRF Reloan Monies (c)	No. of Loans Financed with Reloan Monies (c)	Percent of Loans Funded With Reloan Monies (c)
1997	4	\$ 26,961,268	20.3	4.14%	\$ 9,760,185	\$ -	\$ 2,471,280	\$ -	0	0.0%
1998	4	17,674,675	20.2	4.04%	6,863,302	-	1,737,791	-	0	0.0%
1999	10	52,029,053	17.4	3.77%	18,333,370	-	4,022,198	-	0	0.0%
2000	8	40,309,380	19.0	4.44%	13,003,258	-	3,316,288	-	0	0.0%
2001	1	1,000,000	20.0	4.00%	716,007	-	283,993	-	0	0.0%
2002	9	21,846,589	19.3	4.00%	6,650,615	-	1,637,459	3,343,684	4	44.4%
2003	8	39,235,287	20.9	3.30%	15,209,276	-	3,604,598	3,100,689	4	50.0%
2004	2	792,200	20.0	3.50%	-	-	-	792,200	2	100.0%
2005	5	2,352,899	20.0	2.04%	-	-	-	2,352,899	5	100.0%
2006	21	64,324,963	24.0	3.22%	22,653,598	-	5,481,241	7,997,722	14	66.7%
2007	3	1,592,397	30.0	0.57%	-	-	-	1,592,397	3	100.0%
2008	14	29,956,195	23.6	2.88%	11,497,013	-	2,724,793	7,126,403	11	78.6%
2009	34	45,444,807	21.8	0.55%	1,067,625	32,290,880	-	12,086,302	9	26.5%
TOTAL	123	\$ 343,519,713	21.2	3.63%	\$ 105,754,249	\$ 32,290,880	\$ 25,279,641	\$ 38,392,296	52	42.3%

STATE DIRECT LOAN PROGRAM					
Borrower	Loan Date	Amount of Loan		Loan Term	Loan Rate
Idledale W&SD	07/10/95	\$250,000		20 YEARS	4.500%
Fairplay #1, Town of	08/01/95	250,000		20 YEARS	4.500%
Minturn, Town of	08/11/95	300,000		20 YEARS	4.500%
Empire, Town of	08/24/95	331,432		20 YEARS	4.500%
Elizabeth, Town of	10/01/95	500,000		20 YEARS	4.500%
Lake Creek MD	01/12/96	500,000		20 YEARS	4.500%
Fraser, Town of	04/15/96	200,000		5 YEARS	4.500%
Baca Grande, W&SD	02/01/96	500,000		10 YEARS	4.500%
Firestone, Town of	06/13/96	95,000		10 YEARS	4.500%
Nunn, Town of	08/12/96	330,260		20 YEARS	4.500%
Lochbuie, Town of	08/28/96	351,889		20 YEARS	4.500%
Lyons, Town of	08/19/96	500,000		21 YEARS	4.500%
Bayfield, Town of	11/15/96	350,000		20 YEARS	4.500%
Fairplay #2, Town of	07/30/97	200,000		20 YEARS	4.500%
Idaho Springs, Town of	10/15/97	500,000		20 YEARS	4.500%
Westlake W&SD	08/19/97	250,000		20 YEARS	4.500%
Redstone W&SD	12/01/97	410,000		20 YEARS	4.500%
TOTAL STATE DIRECT LOANS FUNDED		\$5,818,581			
NUMBER OF NON-SRF DIRECT LOANS FUNDED		17			

Colorado Water Resources & Power Development Authority
DRINKING WATER REVOLVING FUND (DWRP) LOAN PROGRAM
2009 BIENNIAL REPORT - EXHIBIT A - LOAN SUMMARY REPORT
As of December 31, 2009

Explanation of DW SRF Loan Funding and/or Subsidization

- (a) DW SRF Funds = Drinking Water State Revolving Fund - Received from EPA Capitalization Grant Awards
- (b) State Match Funds = (Required 20% match for Each Dollar Received From EPA Grants from State Funds) - Provided Mainly from Authority Funds
- (c) Reloan Monies = Recycled DW SRF funds - No State Match Required
- (d) ARRA = 2009 American Recovery and Reinvestment Act funds - received from USEPA capitalization grant award; no state match required

Type of Loan:

LL = Leveraged Loan - Funded from bond proceeds

DL = Direct Loan - Funded from available sources: (1) Authority state funds, (2) Grant Funds or (3) Drinking Water SRF Reloan funds.

DC = Disadvantage Community Loans

ARDL = American Recovery and Reinvestment Act (ARRA) Direct Loans = Funded in full from ARRA funds; no state match required.

ARDC = American Recovery and Reinvestment Act (ARRA) Disadvantaged Community Direct Loans = Funded in full from ARRA funds; no state match required.

Borrower Abbreviations Clarification:

MD= Metropolitan District

W&SD = Water and Sanitation District

WC = Water Commission

WW = Water Works

S&WD = Sanitation & Water District

WA = Water Authority

WD = Water District

Notes / Comments:

(A) Loan funded entirely with Federal grant funds. State match deposited directly to Drinking Water SRF Reloan Account at execution of loan.

FPF = Loan received full principal forgiveness when executed.

PPF = Loan received partial principal forgiveness when executed.

Exhibit B

DWRF Planning and Design Grants

COLORADO DWRF SUMMARY REPORT

EXHIBIT B DWRF PLANNING/DESIGN GRANT FUNDS FOR 2001, 2002, 2003, 2004, 2005, 2006, 2007, 2008, AND 2009

(\$10,000 EACH)

Recipients of 2001 Funds	Received Application	Criteria Met	Purchase Order (Date)	Purchase Order No.	Expiration / Completion Date
1) La Junta	4/12/2001	Both	4/18/2001	WQC01000040	10/3/2001
2) Aspen Springs Metro	5/14/2001	Rate	6/18/2001	WQC02000018	6/30/2002
3) Town of Cedaredge	5/25/2001	Income	6/15/2001	WQC02000006	12/2/2003
4) Pinewood Springs	11/28/2001	Rate	12/11/2001	WQC02000029	6/30/2003
5) Oak Creek	10/31/2001	Income	11/6/2001	WQC02000026	12/30/2003
Recipients of 2002 Funds (XR2C)					
1) Grand County	4/30/2002	Rate	5/9/2002	WQC02000044	6/30/2003
2) Parkville WD	6/28/2002	Income	7/22/2002	WQC03000014	12/31/2003
Recipients of 2002 Authority Funds	Received Application	Criteria Met	Agreement Date	Project Number	Expiration / Completion Date
3) Ouray	12/19/2002	Income	Pending	030051	1/31/2004
4) Town of Nucla	2/24/2003	Income/Rate	Pending	020027	3/31/2004
5) Town of Naturita	2/24/2003	Income	Pending	020026	3/31/2004
6) City of Florence	6/6/2003	Income/Rate	5/1/2003	960033	12/31/2003
7) Olde Stage Water Dist. 6/13/03	6/25/2003	Rate	Pending	960084	6/30/2004
8) Pinewood Springs	7/11/2003	Rate	Pending	960093	3/1/2004
9) East Alamosa	6/27/2003	Income	9/1/2003	000007	12/31/2004
Recipients of 2003 Authority Funds					
1) Sedgwick	8/7/2003	Income	8/15/03?	8/2/2009	7/31/2004
2) Victor	09/23/03	Income	10/01/03	010037	12/31/2004
3) Georgetown	10/17/2003	Income	11/1/2003	030026	12/31/2004
4) Haswell **	10/29/2003	Income	11/15/2003	010016	12/31/2004
5) Town of Swink	11/4/2003	Income	12/10/2003	030065	12/31/2004
6) Mountain WSD	11/12/2003	Rate	12/10/2003	040015D	12/31/2004
7) Forest View Acres	2/10/2003	Rate	12/15/2003	030022	6/30/2005

COLORADO DWRF SUMMARY REPORT

EXHIBIT B DWRF PLANNING/DESIGN GRANT FUNDS FOR 2001, 2002, 2003, 2004, 2005, 2006, 2007, 2008, AND 2009

(\$10,000 EACH)

Recipients of 2004 Authority Funds	Received Application	Criteria Met	Agreement Date	Project Number	Expiration / Completion Date
1) Town of Walden	1/16/2004	Income	2/29/2004	960115D	12/31/2004
2) City of Evans	3/3/2004	Income	3/10/2004	960199D	12/31/2005
3) Lookout Mt.WD	4/28/2004	Rate	4/20/2004	990030D	12/31/2005
4) Larkspur	4/13/2004	Income	12/28/2004	960061D	12/31/2005
5) Platteville	4/14/2004	Rate/Income	6/1/2004	9600094D	8/30/2005
6) Sedalia WSD	6/17/2004	Income	7/1/2004	960105D	7/1/2005
7) Hillrose, Town of	8/4/2004	Income	8/1/2004	040033D	7/31/2005
8) La Jara, Town of	11/30/2004	Income	11/15/2004	040011D	12/31/2005
9) Eckley, Town of	12/7/2004	Income	12/30/2004	050021D	6/30/2006
10) Bristol, WSD	12/22/2004	Income	12/30/2004	05120006D	6/30/2006
Recipients of 2005 Authority Funds					
1) Town of Pritchett	12/23/2004	Rate/Income	1/7/2005	050041D	6/30/2006
2) Town of Hotchkiss	1/6/2005	Income	1/31/2005	010017D	6/30/2006
3) Town of Hudson	2/1/2005	Income	2/11/2005	020023D	8/30/2006
4) City of Alamosa	2/10/2005	Income	2/15/2005	000001D	8/31/2006
5) Town of DeBeque	5/16/2005	Income	6/1/2005	040005D	11/30/2006
6) City of Rifle	6/28/2005	Income	7/15/2005	020007D	1/15/2007
7) Town of Bethune	7/18/2005	Income	8/1/2005	050004D	1/30/2007
8) Town of Boone	8/4/2005	Rate/Income	8/15/2005	050005D	2/15/2007
9) Town of Palisade	8/16/2005	Income	9/1/2005	040022D	2/28/2007
10) Mountain WSD	10/13/2005	Rate	10/17/2005	040015D	4/17/2007
Recipients of 2006 Authority Funds					
1) Cuchara	11/9/2005	Rate/Income	8/1/2006	060002D	1/1/2008
2) Ordway	11/21/2005	Rate/Income	2/1/2006	030045D	7/31/2007
3) Hayden	12/8/2005	Income	2/1/2006	960137D-1	8/1/2007
4) Ralston Valley	1/27/2006	Rate	2/1/2006	060012D	8/1/2007
5) Kit Carson	10/18/2006	Income	11/1/2006	960056D	5/1/2008
6) Genoa	3/27/2006	Income	4/1/2006	960161D	10/1/2007
7) Bennett, Town of	4/13/2006	Income	5/1/2006	960007D	11/1/2007
8) Stratton, Town of	10/12/2006	Rate/Income	11/1/2006	050048D	5/1/2008
9) Wiggins, Town of	11/22/2005	Income	11/1/2006	050056D	5/1/2008
10) Alamosa	2/10/2005	Income	12/15/2006	000001D	6/14/2008

COLORADO DWRP SUMMARY REPORT

EXHIBIT B DWRP PLANNING/DESIGN GRANT FUNDS FOR 2001, 2002, 2003, 2004, 2005, 2006, 2007, 2008, AND 2009

(\$10,000 EACH)

Recipients of 2007 Authority Funds	Received Application	Criteria Met	Agreement Date	Project Number	Expiration / Completion Date
1) City of Las Animas	3/1/2007	Rate/Income	3/15/2007	050032D	9/14/2008
2) Town of Arriba	3/6/2007	Income	3/1/2007	030002D	8/31/2008
3) Town of Williamsburg	3/14/2007	Rate/Income	4/1/2007	020015D	9/30/2008
4) Town of La Veta	3/6/2007	Income	3/1/2007	020024D	8/31/2008
5) Town of Kim	3/6/2007	Rate/Income	3/1/2007	030033D	8/31/2008
6) Florissant WSD	3/9/2007	Rate	5/1/2007	030021D	10/30/2008
7) Turkey Cannon Water District	3/23/2007	Rate	4/1/2007	050050D	9/30/2008
8) Nederland, Town of	7/30/2007	Rate	8/1/2007	060027D	1/31/2009
9) Naturita , Town of	5/14/2007	Income	6/1/2007	070011D	11/30/2008
10) Town of Estes Park	12/7/2007	Income	12/15/2007	990019D	6/15/2009

Recipients of 2008 Authority Funds	Received Application	Criteria Met	Agreement Date	Project Number	Expiration / Completion Date
1) Costilla County for San Luis WSD	1/8/2008	Income	1/15/2008	030059D	7/14/2009
2) Town of Seibert	1/11/2008	Income	2/1/2008	000017D	7/31/2009
3) Town of Paonia	2/11/2008	Income	2/29/2008	000015D	8/31/2009
4) Teller County WSD #1	3/6/2008	Rate	4/1/2008	040030D	9/30/2009
5) Red Rock Valley Estates	4/14/2008	Income	5/1/2008	040024D	10/31/2009
6) Town of Rye	5/15/2008	Income	6/1/2008	960120D	11/30/2009
7) Town of Cedereedge	5/15/2008	Rate/Income	6/1/2008	000004D	11/30/2009
8) City of Idaho Springs	8/8/2008	Rate/Income	8/15/2008	010018D	2/14/2010
9) Hot Sulphur Springs	8/11/2008	Rate/Income	8/15/2008	960047D	2/14/2010
10) Pagosa Area WSD	10/3/2008	Income	10/15/2008	960087D	4/14/2010

Recipients of 2009 Authority Funds	Received Application	Criteria Met	Agreement Date	Project Number	Expiration / Completion Date
1) Lamar, City of	12/2/2008	Rate/Income	1/1/2009	050031D	6/30/2010
2) Rockvale, Town of	12/2/2008	Rate/Income	1/2/2009	090003D	7/1/2010
3) Turkey Cannon Water District	12/22/2008	Rate	1/1/2009	050050D	6/30/2010
4) La Plata Archuleta Water District	12/23/2008	Rate/Income	1/1/2009	090013D	6/30/2010
5) Baca Grande Water & San Dist	12/22/2008	Rate/Income	1/1/2009	960005D	6/30/2010
6) Ophir, Town of	1/13/2009	Rate	1/15/2009	030044D	7/15/2010
7) Lake Durango WA	1/21/2009	Rate	2/1/2009	090024D	7/30/2010
8) Wray, City of	1/26/2009	Income	2/1/2009	050058D	7/30/2010
9) Two Buttes, Town of	1/29/2009	Income	2/15/2009	040031D	8/15/2010
10) Palmer Lake, Town of	2/20/2009	Rate	3/1/2009	010028D	9/1/2010

COLORADO DWRF SUMMARY REPORT

EXHIBIT B

DWRF PLANNING/DESIGN GRANT FUNDS FOR 2001, 2002, 2003, 2004, 2005, 2006, 2007, 2008, AND 2009

(\$10,000 EACH)

Exhibit C

Binding Commitments

Colorado Water Resources & Power Development Authority
DRINKING WATER REVOLVING FUND (DWRP)
2009 BIENNIAL REPORT - EXHIBIT C - BINDING COMMITMENTS
As of December 31, 2009

Federal Quarter Ending	FED. YEAR	FED. QTR.	Base Program Grant Award FS998632 -	2009 ARRA* Grant Award 2F-978814 -	Total Deposits to LOC (Loan Program Only)	State Funds to Match Grant Funds	Cumulative Federal Funds Deposits Plus State Match	Notes	Executed Loans	Cumulative Binding Commitments	Binding Commitments Percentage (a)
Cumulative Balance as of 12/31/2003			1997 - 2002		\$65,198,421	\$15,463,133		(b)	\$199,056,252		
03/31/04	FY04	2					\$80,661,554			\$199,056,252	246.7796%
06/30/04	FY04	3	03-1		2,911,004	1,315,267	84,887,825	(f)	669,000	199,725,252	247.6090%
09/30/04	FY04	4	04-0		10,352,084	2,747,540	97,987,449		123,200	199,848,452	247.7617%
12/31/04	FY05	1					97,987,449			199,848,452	247.7617%
03/31/05	FY05	2					97,987,449		769,899	200,618,352	248.7162%
06/30/05	FY05	3	05-0		5,090,810	1,370,860	104,449,119		583,000	201,201,352	237.0203%
09/30/05	FY05	4	05-0		5,090,810	1,370,860	110,910,789			201,201,352	205.3338%
12/31/05	FY06	1					110,910,789		1,000,000	202,201,352	206.3543%
03/31/06	FY06	2					110,910,789		400,000	202,601,352	206.7626%
06/30/06	FY06	3	06-1		5,167,563	1,449,730	118,977,812		18,011,577	220,612,929	211.2157%
09/30/06	FY06	4	06-1		5,167,563	1,449,730	124,145,375		3,132,297	223,745,226	201.7344%
12/31/06	FY07	1					124,145,375		42,781,088	266,526,314	240.3069%
03/31/07	FY07	2					124,145,375			266,526,314	240.3069%
06/30/07	FY07	3					124,145,375		995,097	267,521,411	224.8498%
09/30/07	FY07	4					124,145,375			267,521,411	215.4904%
12/31/07	FY08	1					124,145,375		597,300	268,118,711	215.9716%
03/31/08	FY08	2					124,145,375		812,000	268,930,711	216.6256%
06/30/08	FY08	3	07-0		10,002,930	2,899,400	137,047,705		14,830,280	283,760,991	228.5715%
09/30/08	FY08	4					137,047,705		2,515,203	286,276,194	230.5976%
12/31/08	FY09	1					137,047,705		11,798,712	298,074,906	240.1015%
03/31/09	FY09	2					137,047,705		1,040,000	299,114,906	240.9392%
06/30/09	FY09	3	08-0, 09-1		20,090,000	5,740,000	162,877,705		4,255,000	303,369,906	221.3608%
09/30/09	FY09	4		01-2	32,290,880	0	195,168,585		31,603,232	334,973,138	244.4208%
12/31/09	FY10	1					195,168,585		8,546,575	343,519,713	250.6570%
Totals	TOTALS				\$161,362,065	\$30,936,520			\$343,519,713		

* American Recovery and Reinvestment Act

(a) The required minimum percentage for binding commitments is 120%. (Calculated by dividing cumulative loan obligations and grant administration (binding commitments) by cumulative payments to the LOC one year earlier.) This percentage reflects not only new loan funding and grant awards, but any adjustments made during the current year to existing loans and grants (amendments).

(b) To reduce the size of this report, the 1997 through 2002 grant details and fiscal years prior to 2004 have been combined in the cumulative balances - . Details of these years are available upon request.

(f) 2003 DW SRF Grant Award (originally \$13,243,000) net of the \$6.7 million in loan funds transferred to the WPCRF program.

Exhibit D

EPA Capital Contributions Summaries

Colorado Water Resources & Power Development Authority
Drinking Water Revolving Fund
2009 BIENNIAL REPORT - EXHIBIT D - EPA CAPITAL CONTRIBUTION SUMMARY
As of December 31, 2009

DW SRF FEDERAL FUNDS AWARD SUMMARY										
EPA CAPITALIZATION GRANTS	1997 - 2002 CONSOLIDATE	2003 GRANT	2004 GRANT	2005 GRANT	2006 GRANT	2007 GRANT	2008 GRANT	2009 GRANT	2009 ARRA GRANT	TOTAL GRANTS
GRANT ID NUMBER		FS99883203-01	FS99883204-01	FS99883205-00	FS99883206-01	FS99883207-01	FS99883208-00	FS99883209-01	2F-97881401-1	
TOTAL GRANT AWARD	77,315,667.00	6,576,333.00	13,737,700.00	13,708,600.00	14,497,300.00	14,497,000.00	14,350,000.00	14,350,000.00	34,352,000.00	203,384,600.00
		June 18, 2003	June 28, 2004	April 27, 2005	February 14, 2006	August 9, 2007	May 8, 2008	June 25, 2009	July 13, 2009	
ALLOCATED TO SET ASIDES:	12,117,246.00	3,665,329.00	3,385,616.00	3,526,980.00	4,162,174.00	4,494,070.00	4,448,500.00	4,161,500.00	2,061,120.00	42,022,535.00
ALLOCATED TO DW SRF LOAN PROGRAM	65,198,421.00	2,911,004.00	10,352,084.00	10,181,620.00	10,335,126.00	10,002,930.00	9,901,500.00	10,188,500.00	32,290,880.00	161,362,065.00
		(c)								

GRANT FUNDS DRAWN FOR SETASIDES											
SETASIDE / ACTIVITY		CONSOLIDATE D	2003 GRANT	2004 GRANT	2005 GRANT	2006 GRANT	2007 GRANT	2008 GRANT	2009 GRANT	2009 ARRA GRANT	TOTAL
GRANT ADMINISTRATION (DD)	AWARDED	\$1,873,828.00	\$1,481,852.00	\$549,508.00	\$548,344.00	\$579,892.00	\$579,880.00	\$574,000.00	\$574,000.00	\$1,374,080.00	\$8,135,384.00
	USED	(1,873,828.00)	(1,481,852.00)	(549,508.00)	(146,365.19)	0.00	0.00	0.00	0.00	(617,975.09)	(4,669,528.28)
	REMAINING	0.00	0.00	0.00	401,978.81	579,892.00	579,880.00	574,000.00	574,000.00	756,104.91	3,465,855.72
SMALL SYSTEM TECHNICAL ASSIST. (DE)	AWARDED	1,131,448.00	264,860.00	274,754.00	274,172.00	289,946.00	289,940.00	287,000.00	0.00	687,040.00	3,499,160.00
	USED	(1,131,448.00)	(264,860.00)	(249,607.68)	(9,288.14)	0.00	0.00	0.00	0.00	0.00	(1,655,203.82)
	REMAINING	0.00	0.00	25,146.32	264,883.86	289,946.00	289,940.00	287,000.00	0.00	687,040.00	1,843,956.18
STATE PROGRAM MANAGEMENT - PWSS (DF)	AWARDED	1,516,860.00	768,617.00	871,617.00	961,104.00	1,449,730.00	1,449,700.00	1,435,000.00	1,435,000.00	0.00	9,887,628.00
	USED	(1,516,860.00)	(768,617.00)	(871,617.00)	(961,104.00)	(1,449,730.00)	(1,449,700.00)	(1,435,000.00)	(995.48)	0.00	(8,453,623.48)
	REMAINING	0.00	0.00	0.00	0.00	0.00	0.00	0.00	1,434,004.52	0.00	1,434,004.52
CAPACITY DEVELOPMENT (a) (DG)	AWARDED	3,118,345.00	650,000.00	1,373,770.00	1,370,860.00	1,445,106.00	1,449,700.00	1,435,000.00	1,435,000.00	0.00	12,277,781.00
	USED	(3,118,345.00)	(650,000.00)	(1,373,770.00)	(1,370,860.00)	(1,445,106.00)	(1,449,700.00)	(580,345.97)	0.00	0.00	(9,988,126.97)
	REMAINING	0.00	0.00	0.00	0.00	0.00	0.00	854,654.03	1,435,000.00	0.00	2,289,654.03
WELLHEAD PROTECTION (a) (DG)	AWARDED	2,666,700.00	500,000.00	315,967.00	372,500.00	397,500.00	724,850.00	717,500.00	717,500.00	0.00	6,412,517.00
	USED	(2,666,700.00)	(500,000.00)	(315,967.00)	(328,561.90)	0.00	0.00	0.00	0.00	0.00	(3,811,228.90)
	REMAINING	0.00	0.00	0.00	43,938.10	397,500.00	724,850.00	717,500.00	717,500.00	0.00	2,601,288.10
SOURCE WATER PROTECTION (a) (DG)	AWARDED	1,660,065.00	0.00	0.00	0.00	0.00	0.00	0.00	0.00	0.00	1,660,065.00
	USED	(1,660,065.00)	0.00	0.00	0.00	0.00	0.00	0.00	0.00	0.00	(1,660,065.00)
	REMAINING	0.00	0.00	0.00	0.00	0.00	0.00	0.00	0.00	0.00	0.00
IN-KIND SERVICES AWARDED	150,000.00										150,000.00
IN-KIND SERVICES USED	(150,000.00)										(150,000.00)
TOTAL ALLOCATIONS TO SET ASIDES	12,117,246.00	3,665,329.00	3,385,616.00	3,526,980.00	4,162,174.00	4,494,070.00	4,448,500.00	4,161,500.00	2,061,120.00		42,022,535.00
TOTAL DRAWS FOR SETASIDES	(12,117,246.00)	(3,665,329.00)	(3,360,469.68)	(2,816,179.23)	(2,894,836.00)	(2,899,400.00)	(2,015,345.97)	(995.48)	(617,975.09)		(30,387,776.45)
TOTAL REMAINING SET ASIDES	\$0.00	\$0.00	\$25,146.32	\$710,800.77	\$1,267,338.00	\$1,594,670.00	\$2,433,154.03	\$4,160,504.52	\$1,443,144.91		\$11,634,758.55

(a) Local Assistance Activities (1452k)

Colorado Water Resources & Power Development Authority
Drinking Water Revolving Fund
2009 BIENNIAL REPORT - EXHIBIT D - EPA CAPITAL CONTRIBUTION SUMMARY
As of December 31, 2009

DW SRF FEDERAL FUNDS AWARD SUMMARY										
EPA CAPITALIZATION GRANTS	1997 - 2002 CONSOLIDATE	2003 GRANT	2004 GRANT	2005 GRANT	2006 GRANT	2007 GRANT	2008 GRANT	2009 GRANT	2009 ARRA GRANT	TOTAL GRANTS
GRANT ID NUMBER		FS99883203-01	FS99883204-01	FS99883205-00	FS99883206-01	FS99883207-01	FS99883208-00	FS99883209-01	2F-97881401-1	
TOTAL GRANT AWARD	77,315,667.00	6,576,333.00	13,737,700.00	13,708,600.00	14,497,300.00	14,497,000.00	14,350,000.00	14,350,000.00	34,352,000.00	203,384,600.00
		June 18, 2003	June 28, 2004	April 27, 2005	February 14, 2006	August 9, 2007	May 8, 2008	June 25, 2009	July 13, 2009	
ALLOCATED TO SET ASIDES:	12,117,246.00	3,665,329.00	3,385,616.00	3,526,980.00	4,162,174.00	4,494,070.00	4,448,500.00	4,161,500.00	2,061,120.00	42,022,535.00
ALLOCATED TO DW SRF LOAN PROGRAM	65,198,421.00	2,911,004.00	10,352,084.00	10,181,620.00	10,335,126.00	10,002,930.00	9,901,500.00	10,188,500.00	32,290,880.00	161,362,065.00
		(c)								

GRANT FUNDS DRAWN FOR LOANS											OBLIGATED FUNDS SUMMARY		
BORROWER / PROJECT	LOAN #/ CODE	1997 - 2002 CONSOLIDATE D	2003 GRANT	2004 GRANT	2005 GRANT	2006 GRANT	2007 GRANT	2008 GRANT	2009 GRANT	2009 ARRA GRANT	DRAWN (LIQUIDATED)	Total Obligated Federal Funds for Loans	Remaining Unliquidated Obligations
Alamosa, City of	Base Program	\$0.00	\$0.00	(\$1,937,747.44)	(\$2,029,945.96)	\$0.00	\$0.00	\$0.00	\$0.00	\$0.00	(3,967,693.40)	4,683,808.00	716,114.60
Arapahoe County W&SD	Base Program	0.00	0.00	0.00	(1,965,466.50)	(3,887,399.84)	0.00	0.00	0.00	0.00	(5,852,866.34)	6,223,525.00	370,658.66
Cottonwood W&SD	Base Program	0.00	0.00	0.00	(1,000,946.31)	(1,814,006.11)	(409,942.57)	0.00	0.00	0.00	(3,224,894.99)	3,801,710.00	576,815.01
Estes Park, Town of	Base Program	0.00	0.00	0.00	(614,119.27)	(1,625,336.64)	(501,990.84)	0.00	0.00	0.00	(2,741,446.75)	2,761,224.00	19,777.25
Fountain Valley Auth	Base Program	(1,245,170.00)	(45,755.00)	(131,459.94)	(27,825.64)	(13,341.42)	0.00	0.00	0.00	0.00	(1,463,552.00)	1,463,552.00	0.00
Lamar, City of (DL)	Base Program	0.00	0.00	0.00	0.00	0.00	0.00	0.00	0.00	0.00	0.00	1,067,625.00	1,067,625.00
Lyons, Town of	Base Program	(308,289.00)	(480,031.00)	(1,329,071.57)	(59,427.18)	(19,802.25)	0.00	0.00	0.00	0.00	(2,196,621.00)	2,196,621.00	0.00
Pagosa Area W&SD	Base Program	0.00	0.00	0.00	(379,521.72)	(99,894.64)	(43,444.91)	0.00	0.00	0.00	(522,861.27)	3,223,080.00	2,700,218.73
Project 7 Water Auth	Base Program	0.00	0.00	0.00	(2,267,958.46)	(2,875,345.10)	(241,273.05)	0.00	0.00	0.00	(5,384,576.61)	5,512,709.00	128,132.39
Arabian Acres MD	ARRA	0.00	0.00	0.00	0.00	0.00	0.00	0.00	0.00	(117,738.67)	(117,738.67)	287,440.00	169,701.33
Bianca, Town of	ARRA	0.00	0.00	0.00	0.00	0.00	0.00	0.00	0.00	(50,000.00)	(50,000.00)	50,000.00	0.00
Brighton, City of	ARRA	0.00	0.00	0.00	0.00	0.00	0.00	0.00	0.00	0.00	0.00	1,044,000.00	1,044,000.00
Cheyenne Wells, Town of	ARRA	0.00	0.00	0.00	0.00	0.00	0.00	0.00	0.00	(656,916.84)	(656,916.84)	1,732,517.00	1,075,600.16
Colorado City MD	ARRA	0.00	0.00	0.00	0.00	0.00	0.00	0.00	0.00	(459,585.88)	(459,585.88)	1,780,000.00	1,320,414.12
Divide MPC MD #1	ARRA	0.00	0.00	0.00	0.00	0.00	0.00	0.00	0.00	(60,515.17)	(60,515.17)	145,930.00	85,414.83
Florence, City of	ARRA	0.00	0.00	0.00	0.00	0.00	0.00	0.00	0.00	0.00	0.00	2,000,000.00	2,000,000.00
Fraser, Town of	ARRA	0.00	0.00	0.00	0.00	0.00	0.00	0.00	0.00	(177,871.20)	(177,871.20)	652,255.00	474,383.80
Gateway MD	ARRA	0.00	0.00	0.00	0.00	0.00	0.00	0.00	0.00	0.00	0.00	576,575.00	576,575.00
Georgetown, Town of	ARRA	0.00	0.00	0.00	0.00	0.00	0.00	0.00	0.00	(265,249.55)	(265,249.55)	3,340,000.00	3,074,750.45
Hi-Land Acres W&SD	ARRA	0.00	0.00	0.00	0.00	0.00	0.00	0.00	0.00	(226,738.48)	(226,738.48)	1,200,000.00	973,261.52
Hot Sulphur Springs, Town	ARRA	0.00	0.00	0.00	0.00	0.00	0.00	0.00	0.00	(783,623.93)	(783,623.93)	3,300,000.00	2,516,376.07
Kit Carson, Town of	ARRA	0.00	0.00	0.00	0.00	0.00	0.00	0.00	0.00	(51,565.76)	(51,565.76)	392,000.00	340,434.24
Kremmling, Town of	ARRA	0.00	0.00	0.00	0.00	0.00	0.00	0.00	0.00	(354,870.92)	(354,870.92)	2,000,000.00	1,645,129.08
La Junta, City of	ARRA	0.00	0.00	0.00	0.00	0.00	0.00	0.00	0.00	(548,353.80)	(548,353.80)	1,830,000.00	1,281,646.20
Lamar, City of	ARRA	0.00	0.00	0.00	0.00	0.00	0.00	0.00	0.00	0.00	0.00	3,952,375.00	3,952,375.00
Manitou Springs, City of (1)	ARRA	0.00	0.00	0.00	0.00	0.00	0.00	0.00	0.00	0.00	0.00	1,486,026.00	1,486,026.00
Manitou Springs, City of (2)	ARRA	0.00	0.00	0.00	0.00	0.00	0.00	0.00	0.00	0.00	0.00	880,749.00	880,749.00
Manitou Springs, City of (3)	ARRA	0.00	0.00	0.00	0.00	0.00	0.00	0.00	0.00	0.00	0.00	1,486,026.00	1,486,026.00
Norwood WC, Town of	ARRA	0.00	0.00	0.00	0.00	0.00	0.00	0.00	0.00	(117,188.40)	(117,188.40)	540,150.00	422,961.60
Ophir, Town of	ARRA	0.00	0.00	0.00	0.00	0.00	0.00	0.00	0.00	0.00	0.00	500,000.00	500,000.00
Ridgway, Town of	ARRA	0.00	0.00	0.00	0.00	0.00	0.00	0.00	0.00	0.00	0.00	450,000.00	450,000.00
Rocky Ford, City of	ARRA	0.00	0.00	0.00	0.00	0.00	0.00	0.00	0.00	(115,412.66)	(115,412.66)	945,337.00	829,924.34
Siebert, Town of	ARRA	0.00	0.00	0.00	0.00	0.00	0.00	0.00	0.00	(579,761.30)	(579,761.30)	1,719,500.00	1,139,738.70
TOTALS DRAWS FOR LOANS - CURRENT		(1,553,459.00)	(525,786.00)	(3,398,278.95)	(8,345,211.04)	(10,335,126.00)	(1,196,651.37)	0.00	0.00	(4,565,392.56)	(29,919,904.92)	63,224,734.00	33,304,829.08
TOTAL FOR LOANS FULLY DRAWN		(63,644,962.00)	(2,385,218.00)	(6,953,805.05)	(1,836,408.96)	0.00	0.00	0.00	0.00	(74,820,394.01)	(74,820,394.01)	74,820,395.01	1.00
TOTAL FEDERAL FUNDS DRAWN		(65,198,421.00)	(2,911,004.00)	(10,352,084.00)	(10,181,620.00)	(10,335,126.00)	(1,196,651.37)	0.00	0.00	(4,565,392.56)	(104,740,298.93)	138,045,129.01	33,304,830.08
TOTAL REMAINING GRANT FUNDS		0.00	0.00	0.00	0.00	0.00	8,806,278.63	9,901,500.00	10,188,500.00	27,725,487.44			
TOTAL													
REMAINING UNLIQUIDATED OBLIGATION		0.00	0.00	25,146.32	710,800.77	1,267,338.00	7,174,012.63	2,433,154.03	4,160,504.52	29,168,632.35	44,939,588.62		
UNOBLIGATED GRANT FUNDS		0.00	0.00	0.00	0.00	0.00	3,226,936.00	9,901,500.00	10,188,500.00	0.00	23,316,936.00		
TOTAL DRAWS FOR REPORT YEAR			118,906.85	616,722.14	502,399.09	10,475,932.11	2,727,723.39	2,015,345.97	995.48	5,183,367.65	21,641,392.68		
PERCENTAGE OF TOTAL GRANT FUNDS EXPENDED THROUGH REPORT DATE													66.44%

Attachment 1

2009 Intended Use Plan

STATE OF COLORADO

2009

DRINKING WATER REVOLVING FUND

AND

STATE DRINKING WATER GRANT FUND

INTENDED USE PLAN

WQCC Approved: November 2008

Effective Date: January 1, 2009

**DWRF IUP
Table of Contents**

Section	Page
I. INTRODUCTION	2
II. DRINKING WATER REVOLVING FUND PROJECT LISTS	3
III. CRITERIA, METHODS AND EVALUATION FOR DWRF DISTRIBUTION	3
A. Project Priority System	4
B. Priority Point Assignments Within Each Category	4
C. Application Deadlines.....	5
D. Allocation of Loan Proceeds	5
1. Planning and Design Grants	6
2. Disadvantaged Communities Loans	6
3. Miscellaneous Information	7
E. Emergency Procedures.....	7
F. Small Systems Funding Goal.....	7
G. DWRF Results.....	7
IV. FINANCIAL STATUS OF THE DWRF	8
A. Transfer Activities	9
B. Cross-Collateralization Activities	11
C. Operator Certification	12
V. LONG TERM GOALS	12
VI. SHORT TERM GOALS.....	12
VII. DESCRIPTION OF NON-PROJECT (SET-ASIDE) ACTIVITIES TO BE SUPPORTED BY THE DWRF.....	13
A. Introduction.....	13
B. Administration Set-Aside.....	14
C. Small System Training and Technical Assistance (SSTTA)	14
D. State Drinking Water Program Management	15
E. Local Assistance and Other State Programs	16
1. Loans to public water systems to acquire land or conservation easements for source water protection purposes.....	16
2. Loans to community water systems to implement voluntary, incentive based source water quality protection measures.	16
3. Capacity Development	16
4. Source Water Assessment and Protection Program (SWAP)	18
5. Wellhead Protection Program (WHP)	18
VIII. MISCELLANEOUS INFORMATION	18
IX. STATE DRINKING WATER GRANT FUND	19
A. INTRODUCTION.....	19
B. LIST OF STATE DRINKING WATER GRANT PROJECTS	19

C. CRITERIA AND METHODS FOR DISTRIBUTING FUNDS	19
1. Categories by Priority Ranking.....	19
2. Application Deadlines.....	20
3. Funding Priorities.....	20
4. Planning Grants.....	21
5. Drinking Water Grant Fund Program Activities	21
6. Drinking Water Grant Fund Program Goals	21
X. PUBLIC REVIEW AND COMMENT.....	21

Appendices

- Appendix A: State of Colorado Drinking Water Revolving Fund Rules Regulation No 52
- Appendix B: 2009 DWRF Project Eligibility List
- Appendix B1: Additions to the 2008 DWRF Project Eligibility List
- Appendix B2: Deletions from the 2008 DWRF Project Eligibility List
- Appendix C: Project Priority / Fundable List
- Appendix D: Loan Summary Report
- Appendix E1 DWRF Set-Aside Activity
- Appendix E2: Funds Available to the DWRF Loan Program
- Appendix E3: DWRF Administrative Fee Account
- Appendix F: DWRF Eligible and Ineligible Projects and Project Related Costs
- Appendix G: Drinking Water Grant Fund Regulation No 54
- Appendix H: DWGF Private, Not For Profit Project Eligibility List
- Appendix I: Drinking Water Grants FY 2006-2007 Appropriation

**STATE OF COLORADO
DRINKING WATER REVOLVING FUND
AND
STATE DRINKING WATER GRANT FUND
INTENDED USE PLAN
2009**

DRINKING WATER REVOLVING FUND

I. INTRODUCTION

As required by Section 1452(b) of the Safe Drinking Water Act (SDWA) and by Interim Final Regulations 40 CFR 35.3555 published August 7, 2000, an Intended Use Plan (IUP) is to be filed annually with the U.S. Environmental Protection Agency (EPA). The IUP describes how the State intends to use the Capitalization Grant and Drinking Water Revolving Fund (DWRf) to meet the objectives of the SDWA and further the goals of protecting public health. The IUP is made available to the public for review and comment prior to submitting it to the EPA as required by the capitalization grant agreement.

The purpose of the DWRf program is to provide financial assistance to governmental agencies for the construction of water projects for public health and compliance purposes as described in the DWRf Rules (Appendix A), and to set-aside funds from the capitalization grant to fund a variety of activities that are necessary to accomplish the requirements of the SDWA.

The DWRf may be used for: below market rate loans; loan guarantees; a source of reserve and security for leveraged loans (proceeds of which must be placed in the DWRf loan fund); the purchase or refinancing of existing local debt obligations where the initial debt was incurred and construction started after July 1, 1993; and earning interest prior to disbursement of assistance. Colorado limits this assistance to governmental agencies as defined by statute under C.R.S. 37-95-103 (5)(a) and (b).

The SDWA allows a state to set aside up to 31 percent of any yearly capitalization grant for non-project activities as follows: administration and technical assistance (4%), state program activities (10%), small systems technical assistance (2%), and local assistance (15%). Additionally, up to 30 percent of each grant may be used for loan assistance (including forgiveness of principal) to disadvantaged communities.

This IUP serves as the planning document to describe how the funds allotted for Federal Fiscal Year (FFY) 2009 and the funds remaining from all prior federal fiscal years' capitalization grant appropriations will be used for the DWRf and non-project program set-asides. The DWRf fiscal year is January 1, 2009 to December 31, 2009. As currently developed, the IUP identifies the specific projects and activities associated with the federal appropriation and funds available from repayments to the program.

The "State" as referenced in this document is comprised of three agencies involved in operating the DWRf under a Memorandum of Agreement - the Colorado Water Resources and Power Development Authority (Authority), the Water Quality Control Division (WQCD) at the Department of Public Health and Environment, and the Division of Local Government (DLG) at the Department of Local Affairs. (DOLA)The SDWA, Section 1542(g)(1)(B), expressly places the authority for establishing assistance priorities and carrying out oversight and related activities (other than financial administration) with the State agency having primary enforcement responsibility; the WQCD is the agency that has this responsibility in Colorado. The DLG helps to evaluate the financial and managerial capacity of loan applicants, identifies potential projects for the program, and provides outreach to raise awareness of the program. The Authority is named administrator under state statute; therefore, it is the grant recipient and provides financial administration for the DWRf.

The requirements of the SDWA that are included in this IUP are as follows:

- A comprehensive priority list of those projects eligible to be assisted by the DWRf which must include the name of the public water system, the priority assigned to the project, a description of the project (type), the expected terms of financial assistance, the size of the community and an

expected funding schedule. The State must identify which projects on the priority list will, or are projected to, receive funding in 2009;

- A description of the criteria and method established for the distribution of funds;
- A description of the financial status of the DWRF;
- A description of the short and long-term goals of the State's DWRF;
- A description of amounts transferred between the DWRF and the Water Pollution Control Revolving Fund (WPCRF); and
- A description of the non-project activities to be funded from the DWRF Capitalization Grant including the percentage of such funds allocated to these activities.

The State will prepare and submit a capitalization grant application for FFY 2009 based on this IUP.

II. DRINKING WATER REVOLVING FUND PROJECT LISTS

States are required to develop a comprehensive priority list of eligible projects for funding and to identify projects that will receive funding. In determining funding priority, states must ensure, to the maximum extent practical, that priority for the use of funds be given to projects that: 1) address the most serious risks to human health; 2) are necessary to ensure compliance under SDWA; and 3) assist systems with the greatest financial need, on a per household basis. Projects that are primarily intended to serve future growth are not eligible. Examples of eligible and ineligible projects and project related costs are found in Appendix F.

Appendix B to this IUP is the 2009 DWRF Project Eligibility List illustrating the various projects and their associated estimated costs as required by Colorado's authorizing statute. The DWRF Project Eligibility List includes, for each individual entry: the name of the public water system, a description of the project, population, the estimated cost of the project and a categorical ranking by priority as described in the DWRF Rules (included in Appendix A).

Appendix C (DWRF Project Priority / Fundable List) is a list of the projects that have or will have a planning document for a specific project, have been prioritized for funding within each category, and are eligible to receive or have recently received a loan from the DWRF. The supporting documentation covering the assignment of priority points is available from the WQCD. This list includes anticipated loan terms, interest rate, type of loan, and an enumeration of the drinking water problem and project description to correct the problem. Projects that receive funding during the year that are not included on the currently DWRF Project Priority/Fundable List will be added to the list in the following year.

Projects are added and deleted from the DWRF Project Eligibility List and Priority / Fundable List during the annual IUP approval process (Appendix B1 and B2.). Deletions to the list are made for those entities that received a DWRF loan and completed the project. In other cases, projects are deleted from the list when the entity is able to secure project funding from sources other than the DWRF.

Each year that funds are appropriated, in accordance with Appendix G, the Drinking Water Grant Funding System Rules, Regulation No. 54, the WQCD shall prepare an IUP. The IUP includes a list of eligible drinking water projects, a description of the use of funds from the previous year and the intended use of funds for the current year, the criteria and methods for distributing funds, program goals and activities.

III. CRITERIA, METHODS AND EVALUATION FOR DWRF DISTRIBUTION

Federal regulations require that the IUP include "...the process and rationale for distribution of funds between the fund and set-aside accounts." In accordance with the Memorandum of Agreement, the State has a decision-making team comprised of staff from the three agencies to determine the DWRF projects that are forwarded to the Authority Board for funding.

Regarding the non-project activities, the WQCD prepares the capitalization grant application including the amount of funds to be set aside for activities documented in the IUP. The application is forwarded to the Authority for signature and submission to EPA. Section VII (Non-Project Activities) outlines the WQCD's proposed use of funds from the DWRF capitalization grant to meet various SDWA requirements.

A. Project Priority System

Colorado's project priority system is set forth in the DWRP Rules (Appendix A). The Rules include the following categories by priority ranking:

Priority 1 Acute Health Hazard:

The WQCD has identified continuous violation of an acute maximum contaminant level (MCL) or a surface water treatment rule (SWTR) treatment technique requirement.

Priority 2 Chronic (Long Term) Health Hazard:

The WQCD has identified a continuous violation of an MCL or an SWTR treatment technique requirement for a chronic contaminant.

Priority 3 Potential Acute Health Hazard:

The public water system (PWS) has periodically exceeded an acute MCL, has levels greater than 50 percent of an acute MCL on a regular basis, or has short term problems meeting an SWTR treatment technique requirement that can be controlled temporarily by operational means.

Priority 4 Potential Chronic Health Hazard:

The PWS has periodically exceeded a chronic MCL, has levels greater than 50 percent of a chronic MCL on a regular basis, or has short-term problems meeting other treatment technique requirements.

Priority 5 Other Future Needs:

The PWS is beyond the useful/design life and is in need of equipment replacement, rehabilitation or repair, in order to maintain compliance or further the public health protection goals of the SDWA.

B. Priority Point Assignments Within Each Category

As provided in the DWRP Rules, once a pre-planning, planning, or pre-design document is received, projects within each category will be prioritized by the assignment of points based upon the review of the following factors:

- (1) Population
- (2) Financial Need
- (3) Consolidation
- (4) Water Conservation
- (5) Source Water Protection
- (6) Beneficial Use of Sludge
- (7) Health Risk

Projects on the DWRP Project Priority / Fundable List (Appendix C) will be financed in priority order to the maximum extent practical. Exceptions for funding out of priority order shall be due to one of the following reasons:

- Governmental agencies are not ready to proceed with the project.
- Governmental agencies do not wish to participate in the DWRP or they have received funding from other sources.
- Governmental agencies (on the DWRP Project Eligibility or DWRP Priority / Fundable List) had an emergency situation during the funding year.
- Certain governmental agencies are not approved for funding because of technical, managerial or financial (TMF) deficiencies. Note: It is important that all PWS be managed and operated in an efficient and effective manner to ensure continued service of high quality, affordable water to their customers, now and in the future. The DWRP has established an EPA approved TMF capacity review and evaluation process to help systems understand this role and build the capacity where needed to properly serve their customers. Meeting these requirements for a loan will help the system ensure it will operate into the future with fewer difficulties, be financially secure, and be managed in the best interest of

the water users. This will result in a PWS being considered an asset to its community rather than a future liability. The WQCD will attempt to work with the governmental entity to resolve any deficiencies through the capacity development program.

- Projects that have an existing DWRP loan and need additional funding to complete the original project as approved by the WQCD.

Eligibility List Categories are determined based on information provided by the applicant during the Annual Eligibility List Survey process. Based upon receipt and review of a Preliminary Engineering Report, Eligibility Assessment and/or loan application the assigned Eligibility List Category may be revised, during the prioritization process, to more accurately reflect the proposed project.

C. Application Deadlines

In order to prioritize projects, two application deadlines of **January 15th** and **June 15th** have been implemented. Applications will be accepted throughout the year based on the following Authority Board Meeting schedule. However, loans will not be executed until all direct and leveraged loan applications have been prioritized and it is determined that sufficient funds are available. If sufficient funds are not available to cover all requests, those projects not funded will be included in the next prioritization of applications. Authority Board meetings and application submittal dates are as follows:

- November 15 for consideration at the Authority's January Board meeting.
- January 15 for consideration at the Authority's March Board meeting. This is also the last application deadline for inclusion into project prioritization if project prioritization is necessary, funding for the spring bond issue and for all direct loan consideration.
- February 15 for consideration at the Authority's April Board meeting.
- April 15 for consideration at the Authority's June Board meeting.
- June 15 for consideration at the Authority's August Board meeting. This is also the last application deadline for inclusion into project prioritization if project prioritization is necessary, funding for the fall bond issue and for all direct loan consideration.
- August 15 for consideration at the Authority's October Board meeting.
- October 15 for consideration at the Authority's December Board meeting.

If after January 15th and June 15th there are more funds available than request for funds and it is not necessary to prioritize projects then direct loan applications may be submitted and approved at subsequent Board Meetings until the next prioritization deadline. These direct loan applications approvals are valid for eighteen months. These loans will not be subject to future prioritization deadlines as long as they execute their loan within that time frame.

All loan approvals are valid for 18 months. However, leveraged loans that have been prioritized and that have received Authority Board approval after January 1, 2009, but do not execute their loan will be reprioritized upon the next application deadline. An exception will be made if a leveraged loan project prioritizes but is unable to execute its loan due to technical difficulties (as determined by WQCD), then that project will have one calendar year to execute the loan prior to being reprioritized.

Applicants should coordinate with a Project Manager from the WQCD to determine the appropriate application submittal schedule to ensure Board action and loan execution in a timely manner.

D. Allocation of Loan Proceeds

In addition to the DWRP Rules, the following policies will be applied to the allocation of loan proceeds and administrative fee revenue:

1. Planning and Design Grants

The intent of the planning and design grants is to assist DWRF applicants with costs associated with complying with program requirements. To be eligible for a planning and/or design grant, a governmental agency must meet the following criteria:

- Project is on the current year DWRF project eligibility list or is being added to the subsequent year's project eligibility list, and
- Population is 10,000 or less and
- Median household income (MHI) is less than the statewide median household income (the 2000 MHI for the state is \$47,203), or
- Current or post project monthly water rates are equal to or greater than the state average as calculated by DLG.

Upon approval by the Authority Board, \$100,000 will be made available on January 1 for planning and/or design grants. One grant in the amount of \$10,000 will be awarded per community. However, if planning and design grant funds are available on September 1 of each year, an additional grant of up to \$10,000 (maximum of \$20,000 total per community) may be made to communities that have met criteria in demonstrating progress towards receiving funding through the program.

Grants will be awarded on a first come, first served basis. If the entity does not seek funding through the DWRF, they may be requested to repay the grant or seek a waiver of the repayment requirement from the Authority Board.

Grant funds may be used to support a variety of project development activities including: preliminary engineering reports; technical, managerial and financial reviews; environmental assessments; engineering design documents; and legal fees associated with the formation of a legal entity capable of receiving DWRF assistance.

These funds are provided from the administrative fee account from income received from DWRF loans.

2. Disadvantaged Communities Loans

In accordance with federal statutes states are authorized to provide "loans at or below market interest rates, including interest free loans, and terms up to 30 years." A disadvantaged community is defined as a governmental agency that has a population of 5,000 or less with a median household income that is 80 percent or less of the statewide median household income.

DWRF re-loan funds will be the primary source of capital used to fund Disadvantaged Communities Loans. These funds are paid back by borrowers in the form of debt service payments on outstanding debt obligations. EPA capitalization grant funds in an amount not to exceed 30 percent of the annual capitalization grant may also be considered to underwrite loans in the event re-loan funds are not sufficient to meet demand. To the maximum extent practical and based on available data, projects eligible to receive the reduced interest rate will be identified on the Project Priority/Fundable List (Appendix C).

Median household income as a percentage of the statewide median household income will be used to distribute funding to governmental agencies that are disadvantaged in accordance with two categorical affordability tiers:

Category 1 - Disadvantaged communities with median household income levels that range from 61 to 80 percent of the statewide median household income qualifies for loans up to \$2 million per project. Loan terms up to 30 years, but not to exceed the project's design life, are permitted. The loan interest rate is established at 50 percent of the direct loan rate as set annually by the Authority Board for qualifying governmental agencies.

Category 2 - Disadvantaged communities with median household income levels that are less than 61 percent of the statewide median household income qualify for loans up to \$2 million per project. Loan terms up to 30 years, but not to exceed the project's design life, are permitted. The loan interest rate is established at 0 percent for qualifying governmental agencies.

Note: All loan requests exceeding the \$2 million direct loan limit will not be eligible for a Disadvantaged Communities Loan.

3. Miscellaneous Information

Communities receiving assistance from federal capitalization grant funds shall comply with all applicable federal requirements.

Re-loan funds will be provided in the following priority order:

- i. Disadvantaged Communities Loans
- ii. Direct Loans
- iii. Leveraged loans

Governmental agencies distributing or supplying 2,000 acre feet or more of water per year must have an approved (by the Colorado Water Conservation Board) and updated water conservation plan as defined by Section 37-60-126, CRS.

E. Emergency Procedures

The Water Quality Control Commission (WQCC) may amend the DWRP Project Eligibility and DWRP Priority / Fundable Lists at any time throughout the year to include PWS projects that it determines and declares to be emergency projects needed to prevent or address threats to public health. In cases where the WQCC determines the amendments will result in substantial changes to the DWRP Project Eligibility or DWRP Priority / Fundable Lists, public notice and opportunity for comment on the proposed inclusions shall be provided.

F. Small Systems Funding Goal

To the extent that there are a sufficient number of eligible projects to fund, the State shall use at least 15 percent of all funds credited to the DWRP account on an annual basis to provide loan assistance to systems serving 10,000 persons or fewer. It is anticipated that at least fourteen (14) small systems (population less than 10,000) will be funded from October 1, 2008, through December 31, 2009, for a total of \$27.5 million in DWRP loans.

To further the small system-funding goal in 2009, planning and/or design grants will be made available to assist small systems in meeting some of the requirements of the DWRP. In addition, DLG is planning to conduct a series of training workshops in 2009 to help build financial and managerial capacity of small rural public water and wastewater systems. For 2009, the focus of the workshops will be topics of current importance to rural drinking water systems. DWRP set-aside funds may be requested to partially support this effort.

All funding agencies meet periodically to review current projects and coordinate the financial support for communities that are planning water quality improvement projects. This funding coordination committee includes staff from the WQCD, Authority, DLG, Colorado Water Conservation Board, USDA Rural Development and the Rural Community Assistance Corporation. The committee uses a web page on the DLG website to keep the public aware of the projects it is assisting with arranging funding and to raise awareness of funding opportunities. Surveys are conducted to identify and update the needs of all public water systems including small systems.

G. DWRP Results

The following activities will occur in 2009 to ensure Colorado achieves the national goals:

1. It is the goal to execute at least eight (8) DWRP loans between October 1, 2008 and December 31, 2009. The anticipated loans will be funded through the state's Disadvantaged Communities Loan Program.

2. In calendar year 2007, the Colorado DWRF fund utilization rate was 85%. The 2009 Region 8 target for the DWRF fund utilization rate has been established at 88%; it is the goal of the State to maintain the current fund utilization rate.
3. In calendar year 2007, the rate at which the Colorado DWRF projects progressed as measured in fund disbursements as a percent of assistance provided was 85%. It is the goal of the State to meet or exceed the national DWRF average of 88%.

Anticipated 2009 Outcomes:

1. Twelve (12) projects are anticipated to initiate construction between October 1, 2008 and December 31, 2009. Six (6) projects will be Disadvantaged Communities Loans.
2. Twenty two (22) projects are anticipated to initiate operations/complete construction between October 1, 2008 and December 31, 2009.

IV. FINANCIAL STATUS OF THE DWRF

The DWRF was created by State statute in 1995 prior to the enactment of the 1996 Amendments to the SDWA. Under this legislation, the Colorado General Assembly directed the transfer of \$7,253,915 to the DWRF. The final transfer occurred in March 1998. The State has made seventeen (17) direct loans for \$5,818,692 with State funds, which are kept separate from the federal portion of the DWRF. This segregation allows repayments from these loans to be made available for State match in the future.

A federally capitalized DWRF was authorized by the 1996 Amendments to the SDWA and was established in Colorado with the receipt of the first capitalization grant in September 1997. This program requires the state to match the total amount of each federal grant with a 20 percent contribution of state funds. This state match amount must be deposited entirely into the loan fund, which must be maintained in perpetuity. As of June 30, 2008, \$16,967.34 is available for future State match.

The DWRF provides both direct loans and leveraged loans to finance projects. Direct loans are generally made for smaller projects. This allows the program to provide low interest loans to small public water systems without going to the bond market and incurring associated closing costs. Direct loans (up to \$2 million) are generally funded from re-loan funds. If necessary, direct loans may be funded from capitalization grant funds. Based on an effort to keep the rates for direct loans at or below the leveraged loan rate, the interest rate will be set by the Authority's Board of Directors annually in December for the following year.

Leveraged loans are generally provided to investment grade borrowers with larger projects. A leveraged loan (composed of grant funds, state match funds and bond proceeds) uses the reserve fund concept, whereby grant funds and re-loan funds in the DWRF are used as the source of security for bonds that are sold to increase the loan capacity. The leveraged loan interest rate is 80 percent of the market rate on the bonds and includes the administrative fee of one and one quarter percent (1.25%) of the initial principal amount of each loan, or such lesser amount, as the Authority may approve from time to time. The market rate on the bonds is determined on the day of pricing (sale) as the "all-in bond yield" (all costs considered) of the "AAA" - rated drinking water revenue bonds sold by the Authority.

Currently the administrative surcharge on all loans, up to one and one quarter percent (1.25%), ensures long-term administration of the DWRF and provides potential opportunities for grant assistance to small public water systems. The administrative fee supplements the 4 percent administrative set-aside from the capitalization grant. The administrative fee income is deposited into an account separate from the DWRF and is used for costs associated with the DWRF (i.e., Authority, WQCD and DLG staffing and expenses and other operations expenses of the DWRF). Administrative fee income will continue to be used to fund a planning and/or design grant program in 2009. Additionally, administrative fee income, as available, will be used beginning with the FFY2008 DWRF capitalization grant to reimburse the Authority for state match funds (state match loan) deposited to the DWRF. The program reserves the right to charge up to 1.5% administrative fee on all DWRF loans if it is determined that additional funds are needed to fund administrative costs and/or repay the state match provided by the Authority. Beginning in 2008, up to \$1,000,000 of WPCRF administrative fees collected from loans may be transferred to the DWRF to pay for administrative costs of the DWRF.

Administrative fees received from DWRF loans for 2009 are estimated to be \$2,287,953. These funds will be used to fund direct program costs including legal and accounting fees, trustee fees, and other consultant fees, in addition to labor and overhead allocations of the Authority, WQCD and DLG. Total costs for administration of the DWRF are estimated to be \$2,000,000 a portion of which will be paid from DWRF set aside grant monies available. Appendix E1 is a table showing the administrative fee account activity since inception.

Leveraging the fund is appropriate where financing needs significantly exceed available funds; however, it impacts the DWRF by reducing the interest rate subsidy provided or reducing future loan capacity. Each year the DWRF Eligibility List needs (currently over \$1.033 billion) are compared against the loan capacity of the DWRF. (Even though demand for loans (DWRF Priority / Fundable List) in the year 2009 is less than the projected loan capacity, it is in the best interest of the program to continue leveraging in order to maintain the flexibility to meet anticipated future needs.) By continuing to leverage, the program will be able to assist more communities currently on the DWRF Project Eligibility List and help those communities achieve compliance with the SDWA. To date, the leveraged loan rates have been in the range of 3.03 to 4.60 percent. Although no interest income on the grant funds and state match funds accrue to the DWRF from the leveraged loans, the long-term or perpetual nature of the DWRF remains in place.

Through August 31, 2008, the State has received a total of \$154,682,600 in federal capitalization grants (includes the \$6,666,667 transfer back to the WPCRF in 2003). Of this amount, \$35,799,915 has been set aside for non-loan activities. The State anticipates receiving a FFY09 capitalization grant of \$14,350,000 with \$4,448,500 set aside for non-project activities. This amount may change based on final federal appropriations (See Appendix E1 and E2.)

Under the federal portion of the DWRF, fifty-one (51) direct loans (which includes twenty-one (21) Disadvantaged Communities loans totaling \$13,190,694) for \$32,497,508 and thirty-three (33) leveraged loans for \$253,838,483 have been made to-date from the DWRF utilizing the federal capitalization grants (See Appendix D).

The 2009 Priority / Fundable List (Appendix C) documents nineteen (19) additional projects that have had Eligibility Assessments completed in 2008. The nineteen projects added identified eligible project costs of \$40.9 million. In addition to these nineteen (19) projects it is anticipated that the following projects may apply for DWRF funding during 2009: Cities of Idaho Springs (\$900,000), Parker (\$50 million), Rifle (\$14 million), Salida (\$6 million) and Sterling (\$12.5 million) and the Towns/Counties/Districts of: Berthoud (\$8.5 million), Fairplay (\$6.2 million), Georgetown (\$1.5 million), Holly (\$355,000), Hot Sulphur Springs (\$2 million), Hudson (\$800,000), Kit Carson (\$930,000), Naturita (\$1.1 million), Platteville (\$2.2 million), Red Rock Valley Estates (\$2.3 million), Seibert (\$500,000), Teller County Water District #1 (\$600,000), Turkey Canon Ranch (\$300,000), and Williamsburg (\$1 million). These projects are not included on the Priority / Fundable list as Eligibility Assessments have not been completed. Projects receiving an Eligibility Assessment during the calendar year will be added to the following years Priority / Fundable List for approval by the WQCC. It is anticipated that an additional \$111.6 million in DWRF loans could be executed during 2009 if all of the above mentioned projects apply for funding.

It is anticipated that a transfer of an amount up to \$10 million (as discussed below) from the DWRF to the WPCRF may be made in 2009 reducing the 2009 DWRF loan capacity from \$88.6 million to \$64.6 million.

A. Transfer Activities

As authorized by Congress, up to 33 percent of the cumulative drinking water capitalization grants for FFY 1997 through FFY 2008 (total drinking water grants at \$154,682,600) may be reserved from the DWRF and transferred to the WPCRF. The following table itemizes (\$ in millions) the amount of net SRF funds available for transfer between the two programs:

TABLE I
Net Funds Available for Transfer

Year	Transaction	Banked Transfer Ceiling	Transferred from WPCRF – DWRF	Transferred from DWRF- WPCRF	WPCRF Funds Available for Transfer	DWRF Funds Available for Transfer
1997	CG Award	\$5.6	-----	-----	\$5.6*	\$5.6*
1998	CG Award	8.8	-----	-----	8.8	8.8
1999	CG Award	12.1	-----	-----	12.1	12.1
1999	Transfer	12.1	\$6.7**	-----	5.4	18.8
2000	CG Award	15.6	-----	-----	8.9	22.3
2001	CG Award	19.1	-----	-----	12.4	25.8
2002	CG Award	23.6	-----	-----	16.9	30.3
2003	CG Award	28.0	-----	-----	21.3	34.7
2003	Transfer	28.0	-----	\$6.7**	28	28
2004	CG Award	32.2	-----	-----	32.2	32.2
2005	CG Award	36.7	-----	-----	36.7	36.7
2006	CG Award	41.5	-----	-----	41.5	41.5
2007	CG Award	46.3	-----	-----	46.3	46.3
2008	CG Award	51.0	-----	-----	51.0	51.0

* Transfers could not occur until one year after the DWRF had been established.

** \$6.7 million capitalization grant funds.

The authorization to transfer funds for FY 2006 and thereafter, has been approved in the 2006 EPA Appropriations Bill. Since a number of identified water pollution control loan projects are expected to request funds in 2009, the WPCRF loan demand is expected to exceed available loan capacity. If a transfer is pursued, a stakeholders group will be notified of the State's intent to transfer capitalization funds from the DWRF to the WPCRF. Based on the Water Quality Control Commission and the Governor's approvals, a transfer of no more than \$10,000,000 may be made from the DWRF into the WPCRF in 2009. The exact amount of the transfer will be determined after the January 15 or June 15 application deadlines, and the WPCRF and DWRF loan demands are determined. The following Tables (Table II & Table III) provide a comparison of loan capacity impacts if a transfer of \$10, \$7 or \$5 million is made from the DWRF. None of the transferred funds will be used for administrative purposes.

Beginning in 2008, up to \$1,000,000 of WPCRF administrative fees collected from loans may be transferred to the DWRF to pay for administrative costs of the DWRF.

TABLE II
Calculation of loan capacity for the 2009 Water Pollution Control Revolving Fund
As of June 30, 2008
Assuming Various transfer from the DWRF to the WPCRF

	<u>0\$ Transfer</u>	<u>\$10 million</u>	<u>\$7million</u>	<u>\$5 million</u>
Capitalization grants for loans through 2008	\$118,882,685	\$118,882,685	\$118,882,685	\$118,882,685
Obligated for loans through 6/30/08	\$99,173,915	\$99,173,915	\$99,173,915	\$99,173,915
Remainder	\$19,708,770	\$19,708,770	\$19,708,770	\$19,708,770
Expected 2009 Capitalization Grant	\$14,350,000	\$14,350,000	\$14,350,000	\$14,350,000
Less Set-Asides	\$4,448,500	\$4,448,500	\$4,448,500	\$ 4,448,500
Total 2009 Grant	\$9,901,500	\$9,901,500	\$9,901,500	\$9,901,500
Total Grant Funds Available	\$29,610,270	\$29,610,270	\$29,610,270	\$29,610,270
Less Grant Funds used remainder of 2008	\$4,800,000	\$4,800,000	\$4,800,000	\$4,800,000
Less Transfer to WPCRF in 2008	\$ -	\$10,000,000	\$7,000,000	\$5,000,000
Grant \$ Available	\$24,810,270	\$14,810,270	\$17,810,270	\$19,810,270
Re-loan funds as of 06/30/08	\$8,191,498	\$8,191,498	\$8,191,498	\$8,191,498
plus: Deallocation on 9/1/08	\$6,473,778	\$6,473,778	\$6,473,778	\$6,473,778
plus: Deallocation on 9/1/09	\$6,190,438	\$6,190,438	\$6,190,438	\$6,190,438
less: Re-loan funds used Remainder of 2008	\$6,320,200	\$6,320,200	\$6,320,200	\$6,320,200
Total Re-Loan Funds Available	\$14,535,514	\$14,535,514	\$14,535,514	\$14,535,514
Loan Capacity for 2009				
Leveraged Loans from Grants X 2.4	\$59,544,648	\$35,544,648	\$42,744,648	\$47,544,648
Leveraged Loans from Re-Loan Funds X 2.0	\$29,071,028	\$29,071,028	\$29,071,028	\$29,071,028
2009 DWRF Loan Capacity	\$88,615,676	\$64,615,676	\$71,815,676	\$76,615,676

It is estimated that a transfer of \$5-\$10 million from the DWRF to the WPCRF will reduce the DWRF revolving level \$1-\$2.5 million/year over the next 20 years. The DWRF set-asides would not be affected and the remainder of the allocation would be deposited into the revolving fund. All identified and eligible drinking water projects that are ready for construction in 2009 will be funded out of the expected 2008 DWRF loan capacity. The transfer of capitalization funds from the DWRF to the WPCRF is not expected to cause any eligible drinking water projects to be delayed over the next few years.

This transfer of capitalization grant funds will be deposited in the WPCRF and will only be available for loans. With the statutory language approved by the Colorado State General Assembly in 2002, any transfers can be made from one account to the other with all of the appropriate approvals.

B. Cross-Collateralization Activities

Beginning in the calendar year commencing on January 1, 1999, the WPCRF, along with the DWRF may cross-collateralize or pledge moneys on deposit in one fund to act as additional security for bonds

secured by moneys on deposit in the other fund. This mechanism was utilized for both programs in 1999 and, as a result, the bond ratings for both programs were upgraded to AAA by all three bond-rating agencies. This upgrade translates to lower interest rates and thereby more savings to the borrowers of both programs.

C. Operator Certification

The 1996 Amendments to the Federal Safe Drinking Water Act required that states develop certification programs for operators of water treatment plants and distribution systems. House Bill 00-1431 adopted by the Colorado General Assembly revised the existing Colorado operators certification program, in part to meet the new federal requirements. The WQCD and the Water and Wastewater Facility Operators Certification Board have developed a program to implement the federal requirements, in accordance with the revised state statute. EPA has approved the program.

V. LONG TERM GOALS

The State continues to develop long-term goals that will protect public health and ensure the integrity of the DWRF. To achieve these goals, the following objectives were developed for 2009:

1. Provide affordable financial assistance for eligible applicants while maintaining a perpetual, self-sustaining revolving fund program.
2. Provide technical assistance to governmental agencies for facilitating effective planning, design, financing, and construction of facilities to comply with the provisions of the Colorado Primary Drinking Water regulations.
3. Maintain compliance with State and Federal laws and the provisions of the State/EPA operating agreement.

VI. SHORT TERM GOALS

In an effort to continually improve the DWRF program, the State will pursue the following short-term goals throughout the 2009 calendar year:

1. Within 90 days of the EPA allotment of capitalization grant funds, the Authority, in conjunction with the WQCD, will submit an application for the 2009 capitalization grant funds.
2. Conduct an availability analysis of Disadvantaged Business Enterprise (DBE) firms in order to establish the 2010-2012 DBE goals.
3. The WQCD will continue to make revisions to the Handbook of Procedures to conform to regulations/guidance and submit it to EPA for approval.
4. The WQCD will initiate the process for identifying projects in the FY 2010 Intended Use Plan by May 2009.
5. Submit the Annual Audit to EPA by April 30, 2009.
6. The State Revolving Fund Committee, consisting of staff from WQCD, DLG, and Authority will work toward implementing the following program improvements:
 - a. Continue to meet periodically with the Funding Coordination Committee, to coordinate the financial needs of communities that are planning improvement projects identified in the 2009 IUP. The Funding Coordination Committee includes staff from the WQCD, Authority, DLG, Colorado Water Conservation Board, USDA Rural Development and the Rural Community Assistance Corporation.
 - b. Evaluate the impacts of implementing a "Joint Funding Application", through the Funding Coordination Committee, that could be available statewide for water and wastewater entities interested in receiving funding through the State Revolving Fund, Energy Impact Assistance Fund, Community Development Block Grant, and the Rural Development Programs.
 - c. Improve coordination between state and federal agencies to facilitate the use of multiple sources of capital financing when appropriate.
7. Leverage funds in the DWRF to accommodate the estimated demand for eligible projects in 2009 and thereafter.

8. The following projects will be funded to address specific Safe Drinking Water Act and Colorado State Drinking Water Regulations
 - a. Aging/Failing Infrastructure: Cities of Creede, and Las Animas, the Towns of Arriba, Holly, Kim, La Veta, Ordway, Rye, and Williamsburg, and the Florissant Water District (WD), Olde Stage WD, San Luis WD, Sedalia WD and the Project 7 Water Association.
 - b. Surface Water Treatment Rule: Towns of Fairplay, Hotchkiss, La Veta, Nederland and Paonia
 - c. Filtration/Disinfection Rule: Town of Stratton
 - d. Chemical Contaminants and Radionuclide Rule: Towns of Kit Carson and Larkspur.
 - e. Microbiological Contaminant Rule (Total Coliform): Sedalia Water and Sanitation District
 - f. Water Conservation: Towns of Del Norte and Fraser
9. The WQCD will review and revise as necessary the “Guidance for Preparing Preliminary Engineering Reports” and update the “State Environmental Review Policy” specific to the DWRP.
10. The DLG will conduct a series of 4 to 8 training workshops in 2009 on renewable energy and to help build financial and managerial capacity of small rural public water and wastewater systems.
11. The WQCD, in partnership with the Authority, will continue to utilize the shared access database for tracking project milestones.
12. The WQCD, DLG and the Authority will attend conferences such as Rural Water, Colorado Municipal League, and the Special District Association’s annual conferences to provide program information to potential borrowers.
13. The WQCD, DLG and the Authority will host training events throughout the year to provide consulting engineers and others with information about the funding process and program requirements.

VII. DESCRIPTION OF NON-PROJECT (SET-ASIDE) ACTIVITIES TO BE SUPPORTED BY THE DWRP

A. Introduction

The State may set aside portions of each capitalization grant for non-project (set-aside) activities. As described in the introduction, these set-asides are to be used to fund those activities necessary to accomplish the requirements of the SDWA. The WQCD has identified in this plan the maximum amounts of set-aside funds the WQCD currently believes appropriate to best meet the goals of the SDWA. Since these amounts represent the maximum amount of funding that would be devoted to each of the set-asides for this capitalization grant, no further public notification would be made by the WQCD if lesser amounts than those proposed herein are actually used.

The purpose of the set-asides is to provide the funds needed for the administration of the DWRP (4% administration), as well as to meet overall drinking water program requirements of the 1996 Amendments to the SDWA and to conduct targeted activities specified in the SDWA. The Authority will provide the required 20 percent up-front state match to receive the federal capitalization grant, from which the set-asides are drawn. Beginning with the FFY02 grant, the 20 percent match for the set-aside portion has come from the loan administrative fee account. A list of the set-asides and the percentage of allocation is as follows:

- Administration (4 %)
- Small System Training and Technical Assistance (2%)
- State Drinking Water Program Management (10%)
- Local Assistance and Other State Programs (15%):
 - I. Land/Conservation easement acquisition for source water assessment protection
 - II. Assistance to a community water system to implement voluntary, incentive-based source water protection measures
 - III. Provide assistance to any public water system as part of a capacity development strategy
 - IV. Source Water Assessment and Protection Program (SWAP)
 - V. Wellhead Protection Program

A description of each set-aside and the funding earmarked from the FFY08 capitalization grant for each activity are described below. The FFY08 capitalization grant amount is \$14,350,000. It is the responsibility of the WQCD to determine the amount of funds necessary under each set-aside and to meet the

obligations of the SDWA. The financial status of the set-asides is summarized in Appendix E1. The State must develop, and EPA approve, work plans that describe the activities to be accomplished to be able to use those funds.

B. Administration Set-Aside

Set-Aside	Amount	Purpose
Administration	\$574,000(4%) for FFY09	To cover the cost of (1) administering the DWRF, and (2) providing technical assistance to public water systems (PWSS). Administration is an on-going activity.

FFY09 Request: Colorado is entitled to set aside up to 4 percent (\$574,000) from the capitalization grant for this set-aside. Based on project needs identified by the WQCD, the WQCD intends to set aside the full \$574,000.

Use of Funds in 2009 and Expected Accomplishments: These funds will be used to cover administrative expenses related to projects and activities authorized under the SDWA, including the provision of technical assistance to public water systems.

The outputs/activities and the anticipated outcomes (short-term/long-term) for the DWRF administration are described above in Section III. "Criteria, Methods and Evaluation for DWRF Distribution" under Part G "DWRF Results."

C. Small System Training and Technical Assistance (SSTTA)

Set-Aside	Amount	Purpose
SSTTA	\$287,000 (2%) for FFY09	To provide (1) training, (2) technical assistance, and (3) provide planning and design grants to small systems. SSTTA is an on-going activity.

FFY09 Request: Colorado is entitled to set aside up to 2 percent (\$287,000) from the capitalization grant for this set-aside. Based on project needs identified by the WQCD, the WQCD intends to set aside the full \$287,000.

Use of Funds in 2009 and Expected Accomplishments: Currently, training programs are being designed for 2009 and the WQCD will use funds from the 2002, 2003 and 2004 SSTTA set asides for technical assistance and planning and design grants for water system serving 10,000 or less in population. The Drinking Water Program is developing a comprehensive training curriculum that will be designed to cover all the topics required by competent operators. This will increase the use of these SSTTA funds in 2009. Funds will be used to support internal staff involved in technical assistance, as well as not-for-profit assistance providers training programs. A portion of the technical assistance provided in 2009 will be concurrent with sanitary surveys conducted at small non-community groundwater systems.

In calendar year 2008/2009, the WQCD will be revising the SSTTA workplan and submitting it for EPA approval. The revised work plan will include request for FTE support for technical assistance for small non-community groundwater systems and other small systems.

Outputs/Activities

- Number of systems receiving technical assistance.
- Number of systems receiving planning and design grants.
- Anticipated Outcomes (short-term/long-term)
- Improved operational and/or financial efficiency for participating systems.
- Improved compliance for systems receiving SSTTA.
- Staffing

D State Drinking Water Program Management

Set-Aside	Amount	Purpose
State Program Management	\$1,435,000 (10%) for FFY09	To administer the State Public Water System Supervision (PWSS) Program, which includes regulations development, compliance monitoring, data management, compliance assistance and enforcement. Can also be used to: --Administer or provide technical assistance for SWAP, --Develop and implement a capacity development strategy, --Administer and implement operator certification program. PWSS program implementation and the other activities are on-going.

FFY09 Request: Colorado is entitled to set aside up to 10 percent (\$1,435,000) from the capitalization grant for this set-aside. The act requires that this set-aside be matched one-for-one with available State expenditures as described below. Based on the qualifying expenditures, the WQCD intends to set aside the full \$1,435,000.

In addition to the up-front 20 percent match required for the State to qualify for the full capitalization grant, a dollar-for-dollar match must be provided by the State. The dollar-for-dollar federal match requirement will be met by utilizing drinking water program general funds, drinking water operator certification fees, drinking water related expenditures from the State laboratory, and 1993 Drinking Water Grant matching funds from the WQCD. The laboratory contribution includes analyses of drinking water samples. According to the Act, State program match funds that were expended in 1993 can be used to provide up to 50 percent of the set-aside match. Current year State funds in excess of the minimum required for the PWSS Program grant included in the Department's Performance Partnership grant may also be used. The program funding sources that qualify as match (program general funds in excess of PWSS grant match requirements, operator certification program fees, drinking water related laboratory expenditures, and 1993 Drinking Water Program State expenditures) allows the WQCD to take \$1,435,000.

Currently, a portion of this set-aside is being used to fund numerous staff for implementation of the many new program requirements associated with the 1996 reauthorization of the SDWA. The staffing for the Drinking Water Program is spread among the Special Programs Unit, the Engineering Section, the Compliance Assurance and Data Management Section, the Administration Program and senior level division management.

In calendar year 2009, the WQCD will be revising the State Drinking Water Program Management Set-aside workplan and submitting it for EPA approval. The revised work plan will include amendments to FTE support and updates related to planned expenditures as described below.

Use of Funds in 2009 and Expected Accomplishments: For 2009, the efforts initiated and accomplished in prior years will be continued. New efforts will include increased focus on compliance assurance through the Systems of Concern process, improved data management and improved technical and compliance assistance for drinking water systems.

Planned Expenditures

- Data management system upgrades/maintenance.
- Support for projects with state universities for technical assistance, including literature review and design criteria and policy development.
- Improved system communication resulting in drinking water compliance progress and attainment.
- Effective program oversight, compliance assurance, enforcement, rule adoption, regulatory development, public water system assistance and capacity development.
- Staffing for engineering, compliance assurance, compliance assistance, rule management, data management, enforcement, administration, sampling, SWAP support,

sanitary surveys, program management, contract oversight, early rule implementation, training and technical assistance.

- Computer acquisition, employee expenses, including furniture, vehicles, operational costs, and indirect costs.

E. Local Assistance and Other State Programs

Set-Aside	Amount	Purpose
Local Assistance Set-Asides:	\$2,152,500 (15%) of total (no more than 10% for any one of the following activities)	Consists of the following five activities:
SWAP Land Acquisition (PWS Loan)	See below for funding requests	See below for set-aside descriptions
SWAP Implementation (PWS Loan)		
Capacity Development		
Source Water...(SWAP)* Wellhead...*		

**The Wellhead Protection Program (for groundwater systems) was created by the Safe Drinking Water Act Amendments of 1986. The Colorado Wellhead Protection Program Plan was issued in 1994. The Source Water Assessment and Protection Program (SWAP) was created by the SDWA Amendments of 1996. The Colorado Source Water Assessment and Protection Program Plan was issued in 2000. Programmatically, SWAP combines both groundwater and surface water activities (although the original Wellhead Protection Program has some features which are somewhat different from SWAP). For budgetary purposes, however, SWAP set-aside funds were required to be dedicated to surface water systems and Wellhead set-aside funds to groundwater systems. Once all the SWAP assessments are complete, the two programs will be integrated into one program plan. The Integrated Source Water Assessment and Protection (ISWAP) Program Plan (August 2007) was submitted to Region 8 EPA on January 31, 2008. The ISWAP combines and integrates elements of both the Wellhead Protection Program and the SWAP Program Plans. The ISWAP outlines and identifies the project activities, objectives, and goals that support the Division's source water assessment and protection planning efforts.*

FFY09 Request: Colorado is entitled to set aside up to 15 percent (\$2,152,500) from the capitalization grant for these five combined activities. However, no more than 10 percent (\$1,435,000) may be used for any one of the individual local assistance set-asides. The specific amounts indicated below are based on project needs identified by the WQCD and total \$2,152,500 (\$1,435,000 Capacity Development plus \$717,500 Wellhead Protection.) The five set-asides are described as follows:

1. Loans to public water systems to acquire land or conservation easements for source water protection purposes.

Set-Aside	Amount	Purpose
Local Land Acquisition for SWAP	\$0 for FFY09	To provide loans to PWSS to acquire land or conservation easements to protect source water areas

FFY09 Request: None. The WQCD is not setting aside any funds for this purpose from its FFY09 capitalization grant.

2. Loans to community water systems to implement voluntary, incentive based source water quality protection measures.

Set-Aside	Amount	Purpose
Local SWAP Implementation	\$0 for FFY09	To provide loans to PWSS to implement source water protection measures.

FFY09 Request: None. The WQCD is not setting aside any funds for this purpose from its FFY09 capitalization grant.

3. Capacity Development

Set-Aside	Amount	Purpose
Capacity Development	\$1,435,000 (10%) for FFY09	To implement the capacity development strategy to assist new and existing systems to achieve and maintain technical, managerial, and financial capacity. A portion will be used to support the SWAP activities described below.

In calendar year 2008, the WQCD received approval from EPA for a revised Capacity Development Strategy (for FY2008-2012) and a revised Capacity Development workplan (for FY2008-2010).

FFY09 Request: Colorado is entitled to set aside up to 10 percent (\$1,435,000) from the capitalization grant for this activity. Based on the Authority match described below, the WQCD intends to set aside the entire \$1,435,000. A portion of this (\$300,000) will be used to support the SWAP activities described below.

Use of Funds in 2009 and Expected Accomplishments: For 2009, the efforts initiated and accomplished previously will be continued. Additional output activities included in the EPA approved work plan to be expanded or initiated are as follows:

- Development of a performance enhancement program for surface water systems of Colorado to ensure plants are operating at peak capabilities to ensure continuously safe drinking water.
- Development of a training program and delivery of training to systems based on the regulations applicable to their unique system
- Continued improvements to the CDPHE drinking water web site, to include, access to new information and operator training.
- Continued implementation of a "Systems of Concern" program to identify and provide technical assistance to selected water systems in violation of regulations, including those either on the significant non-compliance (SNC) list or soon to be on the SNC list. This effort will utilize WQCD staff and contractors with the goal of both resolving the violation and ensuring the water system has technical, managerial, and financial capacity (TMF).
- Development of TMF assessments and delivery of unique assistance programs tailored to each system.
- Continued implementation of a program to assist systems with radionuclides in their source waters, to help them comply with existing and anticipated radionuclide regulations.
- Continuation of operator training for the Disinfectants/Disinfection By-Product (DDBP) precursors (i.e., surface water treatment rule) at various locations throughout Colorado, and development and delivery of training relating to the new ground water rule.
- Improved sanitary surveys and oversight for non-community groundwater systems.
- Implementation of a Coaching program to bring one-on-one training and technical assistance to systems with TMF shortcomings. These services frequently provided follow-up for systems with TMF Assessments or Comprehensive Performance Evaluation (CPE) assessments, and those identified by the Systems of Concern Teams as needing intensive assistance.
- Implementation of source water assessment and assistance with protection planning for surface water systems.
- Staffing related to the above activities, including grant and contract management when activities are performed by a third-party.

Anticipated Outcomes (short-term/long-term):

- Improved performance based on implementation of enhancement program for surface water systems.
- Improved compliance associated with the drinking water regulations and guidelines booklets provided to public water systems.
- Improved CDPHE drinking water website to access new information and operator training schedules.
- Enhanced system compliance for "Systems of Concern" by identifying and providing technical assistance to water systems either on the significant non-compliance (SNC) list or soon to be on the SNC list.

- Enhanced system compliance with revised regulatory requirements for public water systems.
- Enhanced system compliance through operator training with the DDBP and interim enhanced surface water treatment rules.
- Improved source water protection for public water systems treating surface water.

4. Source Water Assessment and Protection Program (SWAP)

Set-Aside	Amount	Purpose
SWAP	\$0 for FFY09	To delineate and assess source water areas for surface and ground water systems. SWAP assessment reports were completed in December 2004.

FFY09 Request: The WQCD set-aside the full FFY97 allotment of \$1,678,410, based on project needs identified by the WQCD. The SWAP allotment was a one-time allotment. The SWAP set-aside was fully expended during the FFY06 period.

5. Wellhead Protection Program (WHP)

Set-Aside	Amount	Purpose
Wellhead Protection	\$717,500 for FFY09	To delineate and assess source water areas for ground water systems. Produce new WHP assessment reports as necessary. Support development and implementation of local ground water protection plans.

FFY09 Request: The WQCD intends to use \$717,500.

Use of Funds in 2009 and Expected Accomplishments: The Wellhead Program will work towards implementation of the following output activities:

- Completion of new and/or revised ground water susceptibility assessments.
- Completion of new and/or revised ground water source water delineations.
- Development and implementation of ground water source water protection plans.
- Financial assistance through the SWAP grant program for groundwater protection plans.
- Public water system data improvement.
- Public water system community information and education.
- Coordinate and perform community and non-community ground water sanitary surveys.
- Compilation and reporting of the national source water protection measures to EPA.

Anticipated Outcomes (short-term/long-term)

- Enhanced ground water susceptibility assessments to improve compliance.
- Improved ground water protection plans.
- Enhanced WHP data management.
- Enhance community information and education.
- Improved data compilation and reporting.

VIII. MISCELLANEOUS INFORMATION

The State will provide the necessary assurance and certifications as part of the Capitalization Grant Agreement and Operating Agreement between the State and EPA.

The proposed payment schedule using FFY 2009 Drinking Water funds will be included in the application for the capitalization grant. The payment schedule identifies the anticipated amount of EPA Automated Clearinghouse (ACH) draws from the capitalization grant and state dollars to be deposited into the DWRP.

The State legislation (SB 95-083) established the DWRP as an enduring and viable fund. The DWRP shall be maintained and be available in perpetuity for providing financial assistance as authorized and limited by the SDWA.

IX. STATE DRINKING WATER GRANT FUND

A. INTRODUCTION

Section 25-1.5-208, C.R.S., as amended, provides authority for the Drinking Water Grant Fund (DWGF) to provide financial assistance to eligible public water systems (PWS). Section 25-1.5-208(1)(b) provides that the Water Quality Control Commission (Commission) shall promulgate rules for the administration of any appropriated grant funds and for prioritizing projects based upon public health impact and compliance with applicable regulations.

The purpose of the DWGF is to provide financial assistance to governmental agencies and not-for-profit public water systems as well as to counties representing unincorporated areas serving populations of not more than 5,000 people. Eligible projects as described in the DWGF Rules (Appendix G) include consolidation, planning, design and/or construction of water treatment systems.

B. LIST OF STATE DRINKING WATER GRANT PROJECTS

An annual Intended Use Plan (IUP) is developed by the Water Quality Control Division (Division) and approved by the Commission. The IUP provides information about how the state will assist communities with their drinking water needs. Included in the IUP is the Project Eligibility List, which is a comprehensive list identifying drinking water project needs.

Attached to the IUP, as Appendix B, is the 2009, DWRF and DWGF Project Eligibility List. Appendix H, lists all eligible Private Not for Profit systems. Both Appendix B and H documents the current construction needs for all identified eligible water projects.

Appendices B1 and B2 summarize the additions and deletions that were made from the 2009 Project Eligibility List. If more projects apply for drinking water grant funding during 2009 and sufficient funds are not available, projects will be funded in a priority order as outlined below.

C. CRITERIA AND METHODS FOR DISTRIBUTING FUNDS

1. Categories by Priority Ranking

- | | |
|--------------|---|
| Priority (1) | <u>Acute Health Hazard</u> . The Division has identified continuous violation of an acute maximum contaminant level (MCL) or a surface water treatment rule (SWTR) treatment technique requirement. |
| Priority (2) | <u>Chronic (long term) Health Hazard</u> . The Division has identified a continuous violation of an MCL or an SWTR treatment technique requirement for a chronic contaminant. |
| Priority (3) | <u>Potential Acute Health Hazard</u> . The PWS has periodically exceeded an acute MCL, has levels greater than 50 percent of an acute MCL on a regular basis, or has short term problems meeting an SWTR treatment technique requirement that can be controlled temporarily by operational means. |
| Priority (4) | <u>Potential Chronic Health Hazard</u> . The PWS has periodically exceeded a chronic MCL, has levels greater than 50 percent of a chronic MCL on a regular basis, or has short term problems meeting other treatment technique requirements. |
| Priority (5) | <u>Other Future Needs</u> . The PWS is beyond the useful/design life and is in need of equipment replacement, rehabilitation or repair, in order to maintain compliance or further the public health protection goals of the Safe Drinking Water Act. |

Project eligibility list categories are determined based on information provided by the applicant during the annual project eligibility list survey process. Based upon receipt and review of a preliminary engineering report and grant application the assigned project eligibility list category may be revised, during the prioritization process, to more accurately reflect the proposed project.

2. Application Deadlines

In order to prioritize projects, an application deadline of **September 1st** has been implemented. Applications will be accepted throughout the year however, grants will not be executed until all applications received by the application deadline have been prioritized and it is determined that sufficient funds are available. Those projects not receiving funding may reapply the following September 1 by submitting an updated DWGF application.

3. Funding Priorities

- The governmental agency's project is identified on the current years Eligibility List, and
- The governmental agency is ready to proceed with the project, and
- A complete grant application is submitted to the WQCD, and
- The Division obtains a certificate of financial need issued by DLG, and
- Funds are available.

If it is determined that the DWGF lacks sufficient funds to cover requests for all eligible projects that are ready to proceed, projects will be funded beginning with the highest priority categories. Category 1 projects will be funded prior to Category 2 projects, which will be funded prior to Category 3 projects, which will be funded prior to Category 4 projects, which will be funded prior to Category 5 projects.

Within each category, projects will be further prioritized using the following Priority Point Assignments.

(a) Population. Points shall be assigned to a PWS based on the following schedule of population served by the project, with emphasis given to small communities:

25 to 1,000	20 points
1,001 to 3,300	15 points
3,301 to 10,000	10 points
Over 10,000	5 points

(b) Financial Need. Points shall be assigned to a PWS in accordance with the following "financial need criteria:"

(i) Ability to pay (annual water service fee as a % of median household income):

over <u>3%</u>	20 points
over <u>2%</u> ; up to 3%	15 points
over <u>1%</u> ; up to 2%	10 points

(ii) Local burden (total project cost per equivalent residential tap):

Over \$5,000	20 points
Over \$3,500	15 points
Over \$2,000	10 points

(c) Consolidation. Fifteen points shall be assigned to a PWS if the project includes consolidating two or more PWS.

- (d) Water Conservation. Five points shall be assigned to a PWS if the PWS implements a water conservation measure.
- (e) Source Water Protection. Two points shall be assigned to a PWS if the governmental agency implements source water protection measures.
- (f) Beneficial Use of Sludge. Two points shall be assigned to a PWS if the governmental agency intends to utilize water treatment plant sludge for a beneficial use as defined herein.
- (g) Health Risk. To further clarify the ranking of PWS projects, the Division shall assign up to twenty points for PWS health risks. Determination of the health risk will be made based upon the type and level of contaminant present within categories.

Grant funds cannot be used to reimburse for costs related to fees and/or penalties assessed by the Division.

4. Planning Grants

Upon receipt of the annual allocation, up to 10% percent of the appropriation may be reserved for planning grants. The intent of the planning grant is to assist DWGF applicants with costs associated with preparing a preliminary engineering report. Applications will be considered on a first come first service basis.

5. Drinking Water Grant Fund Program Activities

The legislature allocated \$1.5 million to the DWGF Program for FY 2006-2007. This has been the only appropriation to this fund since 2002. This fund did not receive an appropriation for 2008-2009. Appendix I is a list of all systems that received DWGF from the FY 2006-2007 appropriation.

As provided for in Section 25-1.5-208 (1) (b) the WQCD may use up to five percent of the appropriated funds for the administration and management of such project grants.

6. Drinking Water Grant Fund Program Goals

The goals for 2009 are listed below:

- a. Throughout the year, the WQCD will work with eligible projects that are ready to proceed and assist communities with funding alternatives.
- b. The 2010 IUP will be submitted to the WQCC for their approval at an Administrative Action Hearing.

X. PUBLIC REVIEW AND COMMENT

The Colorado State Water Quality Control Commission published this information and held an Administrative Action Hearing on November 10, 2008 at which time the State's 2009 IUP including the 2009 DWRF project eligibility list and project priority / fundable list were approved.

Each year, the IUP will be amended to include additional DWRF projects and other appropriate changes. The WQCD will continually seek public review and comment for the proposed list of eligible projects and IUP brought before the State Water Quality Control Commission for annual approval.

APPENDIX A
DEPARTMENT OF PUBLIC HEALTH AND ENVIRONMENT
WATER QUALITY CONTROL COMMISSION
5 CCR 1002-52
REGULATION NO. 52
DRINKING WATER REVOLVING FUND RULES

52.1 AUTHORITY

In Senate Bill 95-083, the Colorado General Assembly created the Drinking Water Revolving Fund to provide financial assistance to certain drinking water projects in the State of Colorado. The fund is held and administered by the Colorado Water Resources and Power Development Authority (the Authority), which is authorized to issue bonds to finance the program. Moneys in the fund may be used to provide financial assistance to projects included on a Project Eligibility List, which is part of the annual Intended Use Plan (IUP). Codified at sections 37-95-103 and 37-95-107.8, C.R.S., the statutes direct the Water Quality Control Commission (Commission) to submit additions and modifications to the Project Eligibility List annually for adoption by the General Assembly by Joint Resolution signed by the Governor. This regulation complies with 40 CFR part 35, subpart I, and provides for the Commission's approval of the Intended Use Plan including additions and modifications to the Project Eligibility List and the Priority / Fundable List.

The 1996 amendments to the federal Safe Drinking Water Act (SDWA) include authorization of a state revolving fund program similar to that included in the Clean Water Act for wastewater projects. The Drinking Water Revolving Fund established by Senate Bill 95-083 meets the requirements of the SDWA concerning revolving fund financing programs and allows for federal funding of Colorado's revolving fund financing program.

Section 25 1.5-203, C.R.S., also provides authority for this regulation.

52.2 DEFINITIONS

Section 1.5 of the Colorado Primary Drinking Water Regulations 5 CCR 1003-1, contains additional definitions that apply to this rule.

- (1) "Beneficial Use" - The use of water treatment plant sludge in conjunction with wastewater treatment plant sludge to act as a soil conditioner or low grade fertilizer for the promotion of vegetative growth on land and that meet the requirements of the state Biosolids Regulations.
- (2) "Consolidation" - A proposed new construction or expansion of a drinking water supply system that will eliminate one or more existing water supply or treatment works. A letter of intent or a resolution adopted by the project participants must be provided to the Water Quality Control Division (Division) to guarantee the facilities will consolidate.
- (3) "Emergencies" - Situations or occurrences of a serious nature, developing suddenly and unexpectedly that cause a treatment facilities to be in noncompliance with drinking water standards and require immediate action.

- (4) "Governmental Agencies" - Departments, divisions, or other units of state government, special districts, water conservation districts, metropolitan water districts, conservancy districts, irrigation districts, municipal corporations, counties, cities and other political subdivisions, the United States or any agency thereof, and any agency, commission, or authority established pursuant to an interstate compact or agreement.
- (5) "Health Hazard" - A situation where the Division has identified a maximum contaminant level (MCL) violation or a treatment technique violation. Funding for these projects must result in compliance with existing standards.
 - (a) An acute health hazard includes violations of Surface Water Treatment Rule (SWTR) treatment technique requirement, bacteriological standards, and nitrite/nitrate levels. Acute contaminant health effects can occur immediately or within a short period of time.
 - (b) A chronic health hazard includes violations of all MCLs (other than those listed as acute) and treatment technique requirements. Chronic contaminant health effects occur after years of exposure.
 - (c) A potential health hazard is a situation where a public water system has periodically exceeded an MCL, has levels greater than 50 percent of an MCL on a regular basis, or has short term problems meeting a treatment technique requirement.
- (6) "Other Future Needs" - Those needs in situations where a facility is beyond the useful/design life and is in need of equipment replacement, rehabilitation or repair in order to maintain compliance or further the public health protection goals of the SDWA.
- (7) "Operational Means" - Temporary managerial or technical steps to protect public health during the time period when the public water system is out of compliance, e.g., boil order or bottled water.
- (8) "Pollution" - The man made, man induced, or natural alteration of the physical, chemical, biological, and radiological integrity of water.
- (9) "Project Eligibility List" - The list of projects eligible for financial assistance from the Authority through the Drinking Water Revolving Fund (DWRP), as adopted and from time to time modified in accordance with Section 37 95 107.8(4), C.R.S. The list shall consist of projects that address public health and SDWA compliance issues in the State of Colorado, and shall include only those domestic drinking water supply projects eligible for financial assistance through a state revolving fund pursuant to the terms of the SDWA.
- (10) "Public Water System" - (PWS) A system for the provision to the public of piped water for human consumption, if such system has at least fifteen service connections or regularly serves at least twenty-five individuals. Such term includes:
 - (a) Any collection, treatment, storage, and distribution facilities under control of the operator of such system and used primarily in connection with such system; and
 - (b) Any collection or pretreatment storage facilities not under such control, which are used primarily in connection with such system.
- (11) "Source Water Protection" - Structural or nonstructural source water protection activities done in addition to area delineation and contaminant assessment.
- (12) "Treatment Facilities" - Any devices or systems used in the collection, storage, treatment, transmission, diversion, or distribution of water intended for drinking water purposes.

- (13) "Water Conservation" - Any structural or nonstructural water conservation measure that achieves a reduction in water consumption for a PWS or a publicly owned treatment works. Structural measures shall include installation of interior low-flow plumbing fixtures that are distributed and/or installed by a governmental agency or that are funded in whole or in part by the governmental agency and water meters that are funded and owned by the governmental agency. Nonstructural measures shall include but are not necessarily limited to: incentives for previously installed low-flow fixtures, leak detection or infiltration/inflow programs, public awareness, public education, and incentive water service charges.
- (14) "Water Treatment Plant Sludge" - The accumulated solids resulting from treatment of water for domestic use.

52.3 PURPOSE

- (1) The purpose of the DWRF is to provide financial assistance to governmental agencies for the construction of treatment facilities for health and compliance purposes as defined above.
- (2) An annual Intended Use Plan (IUP) is required by the SDWA to provide information about how the state will assist communities with their drinking water needs. Included in the IUP is the Project Eligibility List, which is a comprehensive list identifying governmental agencies with drinking water project needs, and the Priority / Fundable List, identifying prioritized PWS projects that are eligible for financial assistance from the DWRF. The project priority system is intended to establish priorities for the DWRF to protect and improve the health, safety, and reliability of drinking water supplies in Colorado. It is the policy of the Commission to maintain and improve the existing high quality standards for drinking water in the State by providing accessibility to the DWRF.
- (3) It is also the policy of the Commission to encourage consolidation of drinking water systems and to promote water conservation where practicable.
- (4) It is the policy of the Commission to promote beneficial use of sludge created by treatment processes of a PWS.
- (5) Any applicant for financial assistance from the DWRF must comply with policies and procedures and other requirements of the Authority.

52.4 INTENDED USE PLAN PROCEDURES

The Division, in cooperation with the Division of Local Government (DLG) and the Authority, shall develop an annual IUP. The Division shall recommend the IUP to the Commission each year for final agency action at a public hearing, and shall also provide for public notice and an opportunity to comment to comply with the SDWA.

The IUP shall include:

- (1) The Project Eligibility List and Priority / Fundable List of projects.
- (2) Descriptions of:
 - (a) Criteria and method used for distribution of funds
 - (b) Financial status of the DWRF program
 - (c) Short and long term goals of the DWRF program
 - (d) Amounts transferred between the DWRF and the Water Pollution Control Revolving Fund

- (e) Set-aside activities and the percentage of the capitalization grant to be used
 - (f) How a state disadvantaged community program will be defined and utilized, if applicable; and
- (3) Any other material that may be required by the SDWA.

52.5 PROJECT ELIGIBILITY LIST AND PRIORITY / FUNDABLE LIST PROCEDURES

- (1) The Project Eligibility List is the comprehensive list of projects showing current and future needs of PWS improvements. Each year the Division shall (after consultation with the DLG and the Authority) review, update, and compile additions and modifications to the Project Eligibility List and recommend such additions and modifications to the Commission for final agency action at a public hearing. The list shall be forwarded to the General Assembly each year on or before January 15; once approved by the General Assembly, the Authority is able to provide assistance to the governmental agencies with projects on the Project Eligibility List.
- (2) As required by federal regulations, all projects, except projects funded on an emergency basis, shall be prioritized before receiving assistance from the DWRP. The Priority / Fundable List includes projects from the Project Eligibility List that are ready for funding and have been prioritized by the Division based on information provided by the PWS. The Priority / Fundable List shall include:
- (a) The name of the public water system;
 - (b) Priority points and rank assigned to the project;
 - (c) A description of the project;
 - (d) The expected terms of the financial assistance; and
 - (e) Population of the PWSs service area
- (3) Projects on the Priority / Fundable List will be financed in priority order; however, exceptions for funding out of priority order shall be allowed due to one or more of the following reasons:
- (a) Certain governmental agencies are not ready to proceed with the project;
 - (b) Certain governmental agencies do not wish to participate in the DWRP, or they have received funding from other sources;
 - (c) Certain governmental agencies (on the list) had an emergency situation occur during the funding year; or
 - (d) Certain governmental agencies are not approved for funding because of technical, financial, or managerial deficiencies. (The Division will attempt to work with the governmental entity to resolve the issue through the capacity development program.)

52.6 PRIORITY SYSTEM

- (1) All PWSs with identified water quality problems related to health and compliance issues may be included in one of the categories listed below.

- (2) All PWS projects that fall into one of the categories listed below and have a pre-planning, planning, or pre-design document that describes a project to correct the water quality problem, shall be prioritized as ready for funding on the Priority / Fundable List.
- (3) Funding for the projects under each category shall result in the PWSs complying with existing regulatory requirements.
- (4) Eligible Project Criteria

Categories were developed to emphasize the most immediate public health and compliance issues. Projects on the Project Eligibility List will be classified by category 1, 2, 3, 4, or 5 below, with "1" being the highest priority. Once a planning document is received, projects within each category will be further prioritized by the assignment of points from the priority point listings under each category. No consideration will be given to governmental agencies that have violations caused by poor operation and maintenance procedures or are under an administrative order for violating reporting requirements.

(5) Categories By Priority Ranking

- (a) 1 - Acute Health Hazard. The Division has identified continuous violation of an acute maximum contaminant level (MCL) or a surface water treatment rule (SWTR) treatment technique requirement.
- (b) 2 - Chronic (long term) Health Hazard. The Division has identified a continuous violation of an MCL or an SWTR treatment technique requirement for a chronic contaminant.
- (c) 3 - Potential Acute Health Hazard. The PWS has periodically exceeded an acute MCL, has levels greater than 50 percent of an acute MCL on a regular basis, or has short term problems meeting an SWTR treatment technique requirement that can be controlled temporarily by operational means.
- (d) 4 - Potential Chronic Health Hazard. The PWS has periodically exceeded a chronic MCL, has levels greater than 50 percent of a chronic MCL on a regular basis, or has short term problems meeting other treatment technique requirements.
- (e) 5 - Other Future Needs. The PWS is beyond the useful/design life and is in need of equipment replacement, rehabilitation or repair, in order to maintain compliance or further the public health protection goals of the SDWA.

(6) Priority Point Assignments Within Each Category

Once a pre-planning, planning, or pre-design document is received, projects within each category will be prioritized by the assignment of points from the following:

- (a) Population. Points shall be assigned to PWSs based on the following schedule of population served by the project, with emphasis given to small communities:

25 to 1,000	20 points
1,001 to 3,300	15 points
3,301 to 10,000	10 points
Over 10,000	5 points

- (b) Financial Need. Points shall be assigned to PWSs in accordance with the following "financial need criteria:"

(i) Ability to pay (annual water service fee as a % of median household income):

over 3%	20 points
over 2%; up to 3%	15 points
over 1%; up to 2%	10 points

(ii) Local burden (total project cost per equivalent residential tap):

Over \$5,000	20 points
Over \$3,500	15 points
Over \$2,000	10 points

(c) Consolidation. Fifteen points shall be assigned to a PWS if the project includes consolidating two or more PWSs.

(d) Water Conservation. Five points shall be assigned to a PWS if the PWS implements a water conservation measure.

(e) Source Water Protection. Two points shall be assigned to a PWS if the governmental agency implements source water protection measures.

(f) Beneficial Use of Sludge. Two points shall be assigned to a PWS if the governmental agency intends to utilize water treatment plant sludge for a beneficial use as defined herein.

(g) Health Risk. To further clarify the ranking of PWS projects, the Division shall assign up to twenty points for a PWSs health risks. Determination of the health risk will be made based upon the type and level of contaminant present within categories.

52.7 DISADVANTAGED COMMUNITIES PROCEDURES

Under the SDWA, states are authorized to establish Disadvantaged Communities Programs. The following procedures describe the approval and amendment process for Colorado's annual IUP as it relates to the administration of its Disadvantaged Communities Program. The Division, Authority and the DLG may recommend Program changes based on actual program implementation and the results of periodic reviews conducted hereunder. Approval of any and all changes in the IUP is subject to final agency action by the Commission.

- (1) The DWRf may provide additional loan subsidies for governmental entities that are determined to be "disadvantaged." The definition/criteria of a disadvantaged community and the nature of the loan subsidies to be made available thereto shall be recommended for inclusion in the IUP by the Division and the Authority in consultation with the DLG. Subsidies, such as extended loan repayment terms and reduced interest rates at or above zero percent, are not subject to the thirty percent cap of the federal capitalization grant.
- (2) While compiling projects on the Priority / Fundable List (utilizing the procedures listed in Section 52.5 above), the Division will identify the community projects that qualify for assistance under the Disadvantaged Communities Program in accordance with program definition/criteria.
- (3) The Division, the Authority and the DLG will conduct periodic reviews, as appropriate, of the Disadvantaged Communities Program. The reviews may result in recommended program changes relative to the nature of available subsidies to be incorporated into the IUP. In conducting such reviews and preparing recommendations, the following factors may be examined:

- (a) The overall financial condition of the communities participating in the program, including but not limited to:
 - (i) The total drinking water utility system fee and tax burden upon rate payers;
 - (ii) Post project drinking water utility charges;
 - (iii) Drinking water utility indebtedness;
 - (iv) Median household income.
 - (b) The impact of the subsidy upon the continued financial viability of the DWRP.
 - (c) The merit of utilizing all financial assistance options allowed under the SDWA to ensure a safe drinking water supply for all citizens.
- (4) Upon receipt of comment from the Division, Authority and/or DLG, the Commission shall render final agency action upon the Disadvantaged Communities Program provisions of the IUP.

52.8 EMERGENCY PROCEDURES

- (1) The Commission may amend the project eligibility and Priority / Fundable Lists at any time throughout the year to include PWS projects that it determines and declares to be emergency projects needed to prevent or address threats to public health.
- (2) In cases where the Commission determines the amendments will result in substantial changes to the project eligibility or Priority / Fundable Lists, public notice and opportunity for comment on the proposed inclusions shall be provided.

52.9-52.10 RESERVED

52.11 STATEMENT OF BASIS, SPECIFIC STATUTORY AUTHORITY AND PURPOSE (JULY 14, 2008 RULEMAKING; EFFECTIVE DATE JANUARY 1, 2009)

Sections 37-95-103 and 37-95-107.8, C.R.S. provide the specific statutory authority for adoption of the attached regulatory amendments. The Commission also adopted, in compliance with section 24-4-103(4) C.R.S. the following statement of basis and purpose.

BASIS AND PURPOSE

Sections 37-95-103 and 37-95-107.8 C.R.S. of the Colorado Revised Statutes moved the authority for promulgating rules and approving the annual Drinking Water Revolving Loan Fund Intended Use Plan from the Colorado Board of Health to the Water Quality Control Commission (WQCC). Updates to these rules reflect this change in authority.

**Appendix B
Drinking Water Revolving Fund
2009 Project Eligibility List**

Project Number	Elig Cat	Entity	Project Name	City	County	Project Description	Project Cost	Pop
030001D	5	Academy WSD	Pleasant View Estates	Colorado Springs	El Paso	Distribution / Transmission Lines Construction / Rehabilitation	\$700,000	750
000001D	2	Alamosa, City of		Alamosa	Alamosa	New Regional Water Treatment Facilities; Distribution / Transmission Lines Construction / Rehabilitation; Water Storage Facilities	\$16,500,000	9,000
040001D	5	Alma, Town of		Alma	Park	Distribution / Transmission Lines Construction / Rehabilitation	\$500,000	235
070006D	3	Arabian Acres Metropolitan District		Woodland Park	Teller	Connect To Existing Facility; Distribution / Transmission Lines Construction / Rehabilitation; Water Storage Facilities; Water Supply Facilities	\$362,000	300
960126D	5	Arapahoe County WWA		Englewood	Arapahoe	Construction of New Water Treatment Facilities; Improvement / Expansion of Water Treatment Facility; Consolidation of Water Treatment Facilities; Distribution / Transmission Lines Construction / Rehabilitation	\$26,300,000	20,000
030002D	5	Arriba, Town of		Arriba	Lincoln	Improvement / Expansion of Water Treatment Facility; Connect To Existing Facility; Distribution / Transmission Lines Construction / Rehabilitation; Water Storage Facilities; Water Meters	\$1,200,000	226
010003D	5	Aspen Springs MD		Pagosa Springs	Archuleta	Consolidation of Water Treatment Facilities; Distribution / Transmission Lines Construction / Rehabilitation; Water Supply Facilities	\$15,000,000	1,800
070017D	5	Aspen Village MD		Aspen	Pitkin	Distribution / Transmission Lines Construction / Rehabilitation	\$500,000	300
010002D	5	Aspen, City of		Aspen	Pitkin	Improvement / Expansion of Water Treatment Facility; Distribution / Transmission Lines Construction / Rehabilitation; Water Storage Facilities; Water Supply Facilities	\$3,658,000	6,600
960004D	5	Ault, Town of		Ault	Weld	Distribution / Transmission Lines Construction / Rehabilitation; Water Storage Facilities	\$2,500,000	1,450
090037D	5	Avondale, Town of		Avondale	Pueblo	Water Supply Facilities; Source Water Protection Plan Implementation	\$100,000	754
960005D	3	Baca Grande WSD		Crestone	Saguache	Improvement / Expansion of Water Treatment Facility; Distribution / Transmission Lines Construction / Rehabilitation; Water Supply Facilities	\$750,000	563
050002D	5	Basalt, Town of		Basalt	Eagle	Distribution / Transmission Lines Construction / Rehabilitation; Water Storage Facilities	\$1,700,000	2,000
050003D	5	Baseline WD		Boulder	Boulder	Distribution / Transmission Lines Construction / Rehabilitation	\$500,000	1,000
990002D	5	Bayfield, Town of		Bayfield	La Plata	Improvement / Expansion of Water Treatment Facility; Distribution / Transmission Lines Construction / Rehabilitation; Water Storage Facilities; Water Meters	\$750,000	2,500
960127D	5	Bear Creek WSD		Lakewood	Jefferson	Distribution / Transmission Lines Construction / Rehabilitation	\$407,561	167
960182D	3	Bellyache Ridge MD		Edwards	Eagle	Distribution / Transmission Lines Construction / Rehabilitation	\$250,000	180
960007D	3	Bennett, Town of		Bennett	Adams	Consolidation of Water Treatment Facilities; Distribution / Transmission Lines Construction / Rehabilitation; Water Supply Facilities	\$2,030,000	2,085
030004D	5	Berkeley WSD		Denver	Adams	Distribution / Transmission Lines Construction / Rehabilitation	\$500,000	2,000
990003D	5	Berthoud, Town of		Berthoud	Larimer	Improvement / Expansion of Water Treatment Facility; Distribution / Transmission Lines Construction / Rehabilitation; Water Storage Facilities; Water Supply Facilities	\$8,500,000	5,043

**Appendix B
Drinking Water Revolving Fund
2009 Project Eligibility List**

Project Number	Elig Cat	Entity	Project Name	City	County	Project Description	Project Cost	Pop
050004D	5	Bethune, Town of		Bethune	Kit Carson	Distribution / Transmission Lines Construction / Rehabilitation; Water Storage Facilities; Water Supply Facilities; Water Meters	\$619,952	225
960184D	5	Beulah WD		Beulah	Pueblo	Improvement / Expansion of Water Treatment Facility; Distribution / Transmission Lines Construction / Rehabilitation; Water Storage Facilities	\$210,000	960
030005D	3	Black Hawk, City of		Black Hawk	Gilpin	Construction of New Water Treatment Facilities; Improvement / Expansion of Water Treatment Facility; Distribution / Transmission Lines Construction / Rehabilitation; Water Storage Facilities; Water Supply Facilities	\$20,189,262	108
090027D	5	Black Hawk, City of		Black Hawk	Gilpin	Source Water Protection Plan Implementation	\$770,000	108
960009D	3	Blanca, Town of		Blanca	Costilla	Distribution / Transmission Lines Construction / Rehabilitation; Water Supply Facilities; Water Storage Facilities; Water Meters	\$1,475,000	402
090002D	3	Bow Mar Water and Sanitation District		Littleton	Arapahoe	Distribution / Transmission Lines Construction / Rehabilitation	\$1,150,000	852
040003D	1	Brighton, City of		Brighton	Adams	Improvement / Expansion of Water Treatment Facility; Distribution / Transmission Lines Construction / Rehabilitation; Water Storage Facilities; Water Supply Facilities	\$8,900,000	33,318
050006D	5	Bristol WSD		Bristol	Prowers	Improvement / Expansion of Water Treatment Facility; Distribution / Transmission Lines Construction / Rehabilitation; Water Storage Facilities	\$566,000	200
990008D	5	Buffalo Creek WD		Buffalo Creek	Jefferson	Improvement / Expansion of Water Treatment Facility; Distribution / Transmission Lines Construction / Rehabilitation; Water Supply Facilities; Water Meters	\$57,000	250
960189D	5	Burlington, City of		Burlington	Kit Carson	Improvement / Expansion of Water Treatment Facility; Distribution / Transmission Lines Construction / Rehabilitation; Water Storage Facilities; Water Meters; Land Acquisition	\$7,600,000	3,675
070018D	5	Buttermilk MD		Aspen	Pitkin	Distribution / Transmission Lines Construction / Rehabilitation; Water Supply Facilities	\$118,000	215
000003D	5	Byers WSD		Byers	Adams	Distribution / Transmission Lines Construction / Rehabilitation	\$40,000	1,250
960012D	5	Canon City, City of		Canon City	Fremont	Improvement / Expansion of Water Treatment Facility; Distribution / Transmission Lines Construction / Rehabilitation; Water Storage Facilities	\$4,200,000	35,010
010006D	4	Carbondale, Town of		Carbondale	Garfield	Improvement / Expansion of Water Treatment Facility; Water Supply Facilities	\$1,500,000	5,196
090021D	3	Castle Pines MD		Castle Rock	Douglas	Construction of New Water Treatment Facilities; Improvement / Expansion of Water Treatment Facility; Distribution / Transmission Lines Construction / Rehabilitation; Water Storage Facilities; Water Supply Facilities	\$17,210,000	4,000
000004D	4	Cedaredge, Town of		Cedaredge	Delta	Improvement / Expansion of Water Treatment Facility; Distribution / Transmission Lines Construction / Rehabilitation; Water Supply Facilities	\$3,615,326	2,001
050008D	5	Center, Town of		Center	Saguache	Water Storage Facilities	\$55,000	840
050009D	5	Central City, City of		Central City	Gilpin	Improvement / Expansion of Water Treatment Facility; Water Storage Facilities;	\$1,700,000	3,300
060015D	3	Cherokee MD		Colorado Springs	El Paso	Distribution / Transmission Lines Construction / Rehabilitation	\$300,000	17,500
080006D	3	Cheyenne Wells, Town of		Cheyenne Wells	Cheyenne	Distribution / Transmission Lines Construction / Rehabilitation; Water Meters	\$870,000	985

**Appendix B
Drinking Water Revolving Fund
2009 Project Eligibility List**

Project Number	Elig Cat	Entity	Project Name	City	County	Project Description	Project Cost	Pop
050067D	1	Clear Creek County	Mill Creek Park WIA	Dumont, Mill Creek	Clear Creek	Improvement / Expansion of Water Treatment Facility; Distribution / Transmission Lines Construction / Rehabilitation; Water Storage Facilities; Water Supply Facilities	\$83,000	62
050010D	5	Clearwater MD		Denver	Elbert	Construction of New Water Treatment Facilities; Water Storage Facilities; Water Supply Facilities; Water Meters	\$6,000,000	1,000
050011D	2	Clifton WD		Clifton	Mesa	Improvement / Expansion of Water Treatment Facility; Distribution / Transmission Lines Construction / Rehabilitation; Water Supply Facilities	\$12,500,000	35,000
050012D	5	Coal Creek, Town of		Coal Creek	Fremont	Improvement / Expansion of Water Treatment Facility; Distribution / Transmission Lines Construction / Rehabilitation; Water Meters	\$58,000	383
090012D	3	Collbran, Town of		Collbran	Mesa	Improvement / Expansion of Water Treatment Facility; Distribution / Transmission Lines Construction / Rehabilitation; Water Storage; Water Supply Facilities	\$1,817,000	600
030009D	4	Colorado Centre MD		Colorado Springs	El Paso	Improvement / Expansion of Water Treatment Facility; Distribution / Transmission Lines Construction / Rehabilitation; Water Supply Facilities	\$350,000	2,500
050013D	3	Colorado City MD		Colorado City	Pueblo	New Regional Water Treatment Facilities; Improvement / Expansion of Water Treatment Facility; Distribution / Transmission Lines Construction / Rehabilitation	\$7,500,000	2,318
080007D	5	Colorado Springs, City of	Colorado Springs Utilities - Mesa WTP	Colorado Springs	El Paso	Improvement / Expansion of Existing Water Treatment Plant; Water Storage Facilities	\$59,000,000	362,000
050014D	5	Columbine Lake WD		Grand Lake	Grand	Distribution / Transmission Lines Construction / Rehabilitation	\$1,600,000	1,100
050015D	5	Copper Mountain Consolidated MD		Copper Mountain	Summit	Distribution / Transmission Lines Construction / Rehabilitation; Water Supply Facilities	\$1,400,000	5,000
050016D	5	Cortez, City of		Cortez	Montezuma	Improvement / Expansion of Water Treatment Facility	\$2,858,925	8,081
960017D	5	Costilla County WSD		San Luis	Costilla	Consolidation of Water Treatment Facilities; Distribution / Transmission Lines Construction / Rehabilitation; Water Storage Facilities; Water Supply Facilities	\$741,000	1,000
990013D	5	Cottonwood WSD		Englewood	Douglas	New Drinking Water Treatment Plant; Distribution / Transmission Lines Construction / Rehabilitation; Water Supply Facilities	\$8,540,000	2,375
050017D	3	Creede, City of		Creede	Mineral	Improvement / Expansion of Water Treatment Facility; Distribution / Transmission Lines Construction / Rehabilitation; Water Storage Facilities	\$2,100,000	417
960163D	5	Crested Butte South MD		Crested Butte	Gunnison	Connect To Existing Facility; Distribution / Transmission Lines Construction / Rehabilitation; Water Storage Facilities; Water Supply Facilities	\$1,600,000	1,200
080009D	5	Crested Butte, Town of		Crested Butte	Gunnison	Improvement / Expansion of Water Treatment Facility; Distribution / Transmission Lines Construction / Rehabilitation; Water Storage Facility	\$1,750,000	1,600
070015D	3	Crestone, Town of		Crestone	Saguache	Construction of New Water Treatment Facilities; Improvement / Expansion of Water Treatment Facility; Connect to Existing Facility; Distribution / Transmission Lines Construction / Rehabilitation; Water Storage Facilities; Water Meters; Land Acquisition	\$1,500,394	130
090029D	5	Crestone, Town of		Crestone	Saguache	Source Water Protection Plan Implementation	\$52,000	130
990014D	3	Cripple Creek, Town of		Cripple Creek	Teller	Distribution / Transmission Lines Construction / Rehabilitation; Water Meters	\$550,000	1,200
060002D	3	Cucharas SWD		Cucharas	Huerfano	Improvement / Expansion of Water Treatment Facility; Distribution / Transmission Lines Construction / Rehabilitation; Water Storage Facilities	\$700,000	200

**Appendix B
Drinking Water Revolving Fund
2009 Project Eligibility List**

Project Number	Elig Cat	Entity	Project Name	City	County	Project Description	Project Cost	Pop
050018D	3	Dacono, City of		Dacono	Weld	Distribution / Transmission Lines Construction / Rehabilitation	\$2,754,869	3,800
040005D	3	De Beque, Town of		DeBeque	Mesa	Construction of New Water Treatment Facilities; Improvement / Expansion of Existing Water Treatment Plant	\$270,000	500
080003D	5	Del Norte, Town of		Del Norte	Rio Grande	Water Meters	\$1,413,341	1,624
080011D	5	Delta County	Upper Surface Creek Domestic WUA	Cedaredge	Delta	Distribution / Transmission Lines Construction / Rehabilitation; Water Storage Facilities	\$1,000,000	2,700
960021D	5	Dillon, Town of		Dillon	Summit	Improvement / Expansion of Water Treatment Facility; Water Storage Facilities; Water Supply Facilities	\$2,441,000	803
030016D	3	Dinosaur, Town of		Dinosaur	Moffat	Distribution / Transmission Lines Construction / Rehabilitation; Water Storage Facilities	\$500,000	330
050019D	3	Divide MPC MD		Divide	Teller	Distribution / Transmission Lines Construction / Rehabilitation; Water Supply Facilities	\$116,500	10
960024D	3	Dolores, Town of		Dolores	Montezuma	Improvement / Expansion of Water Treatment Facility; Water Storage Facilities	\$500,000	1,000
040006D	4	Dove Creek, Town of		Dove Creek	Dolores	Improvement / Expansion of Water Treatment Facility; Distribution / Transmission Lines Construction / Rehabilitation	\$128,000	695
960026D	5	Durango West #1 MD		Durango	La Plata	Distribution / Transmission Lines Construction / Rehabilitation; Water Storage Facilities	\$1,640,000	1,000
040007D	4	Durango West #2 MD		Durango	La Plata	Improvement / Expansion of Water Treatment Facility; Connect To Existing Facility; Distribution / Transmission Lines Construction / Rehabilitation	\$1,020,000	900
020019D	4	Eagle River WSD		Vail	Eagle	New Regional Water Treatment Facilities; Improvement / Expansion of Water Treatment Facility; Distribution / Transmission Lines Construction / Rehabilitation; Water Storage Facilities; Water Supply Facilities	\$17,700,000	20,500
070004D	3	Eagle, Town of	Western Eagle County Recreation District	Eagle	Eagle	Distribution / Transmission Lines Construction / Rehabilitation; Connect to Existing Facility	\$25,000	4,400
000007D	2	East Alamosa WSD		Alamosa	Alamosa	Consolidation of Water Treatment Facilities; Distribution / Transmission Lines Construction / Rehabilitation; Water Storage Facilities	\$2,100,000	1,432
010011D	4	East Cherry Creek Valley WSD		Aurora	Arapahoe	Improvement / Expansion of Water Treatment Facility; Distribution / Transmission Lines Construction / Rehabilitation; Water Supply Facilities	\$15,000,000	50,000
090020D	5	East Cherry Hills Village Water District		Cherry Hills Village	Arapahoe	Distribution / Transmission Lines Construction / Rehabilitation; Water Meters; Land Acquisition	\$1,154,091	150
960027D	5	East Valley Metro WSD		Centennial	Arapahoe	Water Storage Facilities	\$300,000	300
050021D	2	Eckley, Town of		Eckley	Yuma	Improvement / Expansion of Existing Water Treatment Plant; Water Storage Facilities; Water Supply Facilities	\$1,000,000	278
060016D	4	Edgewater, City of		Edgewater	Jefferson	Improvement / Expansion of Water Treatment Facility	\$100,000	5,445
060004D	1	Elizabeth, Town of		Elizabeth	Elbert	Construction of New Water Treatment Facilities; Improvement / Expansion of Existing Water Treatment Plant; Water Supply Facilities	\$1,800,000	1,500
020022D	5	Empire, Town of		Empire	Clear Creek	Improvement / Expansion of Existing Water Treatment Plant; Distribution / Transmission Lines Construction / Rehabilitation; Water Storage; Water Meters	\$870,000	394
030019D	5	Erie, Town of		Erie	Weld	Distribution / Transmission Lines Construction / Rehabilitation; Water Storage Facilities; Water Supply Facilities	\$8,000,000	15,000
090017D	5	Estes Park, Town of	Glacier Creek Water Plant	Estes Park	Larimer	Consolidation of Water Treatment Facilities; Distribution / Transmission Lines Construction / Rehabilitation; Land Acquisition	\$9,250,000	5,720

**Appendix B
Drinking Water Revolving Fund
2009 Project Eligibility List**

Project Number	Elig Cat	Entity	Project Name	City	County	Project Description	Project Cost	Pop
990019D	3	Estes Park, Town of		Estes Park	Larimer	Improvement / Expansion of Water Treatment Facility; Distribution / Transmission Lines Construction / Rehabilitation; Water Storage Facilities	\$4,750,000	5,578
960199D	5	Evans, City of		Evans	Weld	Distribution / Transmission Lines Construction / Rehabilitation	\$1,000,000	21,000
050022D	1	Fairplay, Town of		Fairplay	Park	Construction of New Water Treatment Facilities; Water Storage Facilities; Water Supply Facilities	\$6,250,000	715
960032D	5	Firestone, Town of		Firestone	Weld	New Regional Water Treatment Facilities; Distribution / Transmission Lines Construction / Rehabilitation; Water Storage Facilities	\$10,133,250	8,900
060019D	3	Flagler, Town of		Flagler	Kit Carson	Improvement / Expansion of Water Treatment Facility; Water Storage Facilities	\$100,000	631
080014D	3	Florence, City of		Florence	Fremont	Distribution / Transmission Lines Construction / Rehabilitation; Water Storage Facilities; Water Supply Facilities	\$3,300,000	3,795
030021D	5	Florissant WSD		Florissant	Teller	Improvement / Expansion of Water Treatment Facility; Water Supply Facilities	\$250,000	43
960201D	3	Forest Lakes MD		Forest Lakes	La Plata	Improvement / Expansion of Water Treatment Facility; Distribution / Transmission Lines Construction / Rehabilitation; Water Storage Facilities; Water Supply Facilities	\$3,500,000	1,883
030022D	1	Forest View Acres WD		Monument	El Paso	Improvement / Expansion of Water Treatment Facility; Distribution / Transmission Lines Construction / Rehabilitation; Water Storage Facilities; Water Supply Facilities	\$4,800,000	855
050023D	5	Fort Collins, City of		Fort Collins	Larimer	Improvement / Expansion of Water Treatment Facility; Distribution / Transmission Lines Construction / Rehabilitation	\$5,600,000	129,000
050024D	5	Fort Lupton, City of		Fort Lupton	Weld	Improvement / Expansion of Water Treatment Facility; Distribution / Transmission Lines Construction / Rehabilitation; Water Storage Facilities	\$7,500,000	8,000
070008D	3	Fort Morgan, City of		Fort Morgan	Weld	Improvement / Expansion of Water Treatment Facility; Distribution / Transmission Lines Construction / Rehabilitation; Water Storage Facilities	\$5,500,000	12,000
040032D	5	Fountain, City of		Fountain	El Paso	New Drinking Water Treatment Plant; Water Supply Facilities	\$30,000,000	15,675
010013D	5	Fowler, Town of	Westcamp	Fowler	Otero	Improvement / Expansion of Water Treatment Facility; Connect To Existing Facility; Distribution / Transmission Lines Construction / Rehabilitation; Water Supply Facilities	\$100,000	1,700
960038D	4	Fowler, Town of		Fowler	Otero	Improvement / Expansion of Water Treatment Facility; Water Meters	\$500,000	1,700
980250D	5	Franktown Business Area MD	Douglas County	Franktown	Douglas	Connect To Existing Facility; Distribution / Transmission Lines Construction / Rehabilitation; Water Storage Facilities; Water Supply Facilities; Water Meters	\$6,500,000	200
050025D	2	Fraser, Town of		Fraser	Grand	Distribution / Transmission Lines Construction / Rehabilitation; Water Storage Facilities; Water Supply Facilities	\$4,575,906	1,000
090008D	5	Frederick, Town of		Frederick	Weld	Construction of New Water Treatment Facilities; Distribution / Transmission Lines Construction / Rehabilitation; Water Storage	\$2,400,000	7,800
080008D	5	Gateway MD		Basalt	Pitkin	Distribution / Transmission Lines Construction / Rehabilitation; Water Storage Facilities	\$5,638,463	418

**Appendix B
Drinking Water Revolving Fund
2009 Project Eligibility List**

Project Number	Elig Cat	Entity	Project Name	City	County	Project Description	Project Cost	Pop
030025D	1	Genesee WSD		Golden	Jefferson	Construction of New Water Treatment Facilities; Improvement / Expansion of Water Treatment Facility; Distribution / Transmission Lines Construction / Rehabilitation	\$4,150,000	4,010
960161D	3	Genoa, Town of		Genoa	Lincoln	Distribution / Transmission Lines Construction / Rehabilitation	\$585,000	203
080018D	3	Genoa, Town of		Genoa	Lincoln	Improvement / Expansion of Water Treatment Facility; Distribution / Transmission Lines Construction / Rehabilitation; Water Storage Facilities; Water Supply Facilities	\$1,085,000	203
030026D	3	Georgetown, Town of		Georgetown	Clear Creek	Improvement / Expansion of Water Treatment Facility; Water Storage Facilities	\$1,500,000	1,200
080010D	5	Gilcrest, Town of		Gilcrest	Weld	Distribution / Transmission Lines Construction / Rehabilitation; Water Storage Facilities	\$8,000,000	1,200
990021D	5	Granada, Town of		Granada	Prowers	Water Storage Facilities; Water Supply Facilities	\$380,000	620
960136D	5	Grand Junction, City of		Grand Junction	Mesa	Distribution / Transmission Lines Construction / Rehabilitation; Water Storage Facilities	\$750,000	40,000
960174D	3	Grand Lake, Town of		Grand Lake	Grand	Construction of New Water Treatment Facilities; Distribution / Transmission Lines Construction / Rehabilitation	\$2,010,634	476
090010D	5	Grand Mesa Water Conservancy District		Cedaredge	Delta	Improvement / Expansion of Water Treatment Facility; Consolidation of Water Treatment Facilities; Connect To Existing Facility; Distribution / Transmission Lines Construction / Rehabilitation; Water Supply Facilities	\$15,250,000	1,250
070013D	5	Grover, Town of		Grover	Weld	Water Supply Facilities	\$6,000	154
050027D	5	Gunnison County	Dos Rios Water	Gunnison	Gunnison	Connect To Existing Facility; Distribution / Transmission Lines Construction / Rehabilitation; Water Storage Facilities	\$3,900,000	750
010015D	2	Gunnison County	Somerset Domestic WD	Somerset	Gunnison	Improvement / Expansion of Water Treatment Facility; Distribution / Transmission Lines Construction / Rehabilitation	\$465,000	520
990009D	4	Gunnison, City of		Gunnison	Gunnison	Improvement / Expansion of Water Treatment Facility; Distribution / Transmission Lines Construction / Rehabilitation; Water Storage Facilities	\$515,100	104
990045D	4	Hamilton Creek MD		Silverthorne	Summit	Improvement / Expansion of Water Treatment Facility	\$2,000,000	200
030028D	4	Hartman, Town of		Hartman	Prowers	Improvement / Expansion of Existing Water Treatment Plant; Water Storage Facilities	\$700,000	108
010016D	1	Haswell, Town of		Haswell	Kiowa	Improvement / Expansion of Water Treatment Facility	\$180,000	84
050028D	3	Haxtun, Town of		Haxtun	Phillips	Improvement / Expansion of Water Treatment Facility; Distribution / Transmission Lines Construction / Rehabilitation;	\$100,000	1,006
960137D	4	Hayden, Town of		Hayden	Routt	Distribution / Transmission Lines Construction / Rehabilitation; Water Storage Facilities	\$2,600,000	1,814
960171D	1	Highland Lakes WD		Divide	Teller	Construction of New Water Treatment Facilities; Consolidation of Water Treatment Facilities; Distribution / Transmission Lines Construction / Rehabilitation; Water Storage Facilities	\$2,950,000	1,100
020020D	1	Hi-Land Acres WSD		Brighton	Adams	Distribution / Transmission Lines Construction / Rehabilitation;	\$700,000	352
040033D	2	Hillrose, Town of		Hillrose	Morgan	Construction of New Water Treatment Facilities; Improvement/Expansion of Treatment Facility; Connect to Existing Facility; Consolidation of Facilities; Distribution / Transmission Lines Construction / Rehabilitation; Water Storage; Water Supply Facilities; Water Meters	\$1,721,952	275

**Appendix B
Drinking Water Revolving Fund
2009 Project Eligibility List**

Project Number	Elig Cat	Entity	Project Name	City	County	Project Description	Project Cost	Pop
960045D	5	Holly, Town of		Holly	Prowers	Distribution / Transmission Lines Construction / Rehabilitation; Water Meters	\$355,201	1,015
990023D	5	Holyoke, City of		Holyoke	Phillips	Improvement / Expansion of Water Treatment Facility; Distribution / Transmission Lines Construction / Rehabilitation; Water Storage Facilities	\$1,575,000	2,261
080005D	5	Hooper, Town of		Hooper	Alamosa	Construction of New Water Treatment Facilities; Connect To Existing Facility; Distribution / Transmission Lines Construction / Rehabilitation; Water Storage Facilities; Water Supply Facilities; Water Meters	\$2,000,000	125
020032D	5	Hoover Hill WSD		Boulder	Boulder	Water Meters	\$100,000	265
960047D	1	Hot Sulphur Springs, Town of		Hot Sulphur Springs	Grand	Improvement / Expansion of Water Treatment Facility; Distribution / Transmission Lines Construction / Rehabilitation; Water Storage Facility; Water Supply; Water Meters; Land Acquisition	\$2,000,000	800
090032D	5	Hotchkiss, Town of	High School Line Project	Hotchkiss	Delta	Distribution / Transmission Lines Construction / Rehabilitation	\$350,000	2,100
010017D	4	Hotchkiss, Town of		Hotchkiss	Delta	Construction of New Water Treatment Facilities; Improvement / Expansion of Water Treatment Facility	\$2,000,000	2,100
090005D	2	Hudson, Town of	Hudson / Ft. Lupton WTP	Hudson	Weld	Improvement / Expansion of Water Treatment Facility	\$1,083,000	1,600
020023D	2	Hudson, Town of		Hudson	Weld	Improvement / Expansion of Water Treatment Facility;	\$800,000	1,600
010018D	5	Idaho Springs, City of		Idaho Springs	Clear Creek	Distribution / Transmission Lines Construction / Rehabilitation; Water Meters	\$900,000	1,885
020018D	3	Idledale WSD		Morrison	Jefferson	Improvement / Expansion of Water Treatment Facility; Distribution / Transmission Lines Construction / Rehabilitation; Water Storage Facilities; Water Meters	\$1,296,570	350
960050D	3	Ignacio, Town of		Ignacio	La Plata	Distribution / Transmission Lines Construction / Rehabilitation	\$500,000	740
030029D	1	Indian Hills WD		Indian Hills	Jefferson	Distribution / Transmission Lines Construction / Rehabilitation; Water Storage Facilities; Water Supply Facilities	\$340,344	1,100
960051D	1	Jamestown, Town of		Jamestown	Boulder	Construction of New Water Treatment Facilities; Improvement / Expansion of Water Treatment Facility; Distribution / Transmission Lines Construction / Rehabilitation; Water Meters	\$933,500	260
050029D	3	Julesburg, Town of		Julesburg	Sedgwick	Improvement / Expansion of Water Treatment Facility; Distribution / Transmission Lines Construction / Rehabilitation;	\$500,000	1,467
030031D	5	Keenesburg, Town of		Keenesburg	Weld	Distribution / Transmission Lines Construction / Rehabilitation; Water Storage Facilities	\$1,000,000	1,150
030032D	2	Ken Caryl West Ranch WD		Morrison	Jefferson	New Regional Water Treatment Facilities; Water Storage Facilities	\$300,000	100
960208D	5	Kersey, Town of		Kersey	Weld	Distribution / Transmission Lines Construction / Rehabilitation; Water Storage Facility; Water Meters; Hydrants	\$1,980,500	1,420
030033D	5	Kim, Town of		Kim	Las Animas	Distribution / Transmission Lines Construction / Rehabilitation; Water Storage Facilities; Water Supply Facilities; Water Meters	\$815,000	76
080013D	5	Kiowa, Town of		Kiowa	Elbert	Improvement / Expansion of Existing Water Treatment Facility; Connect To Existing Facility; Water Storage Facility	\$2,000,000	618
960056D	1	Kit Carson, Town of		Kit Carson	Cheyenne	Construction of New Water Treatment Facilities; Water Supply Facilities; Water Storage Facilities; Water Meters; Land Acquisition	\$930,000	250
090028D	5	Kremmling, Town of		Kremmling	Grand	Source Water Protection Plan Implementation	\$250,000	1,600

**Appendix B
Drinking Water Revolving Fund
2009 Project Eligibility List**

Project Number	Elig Cat	Entity	Project Name	City	County	Project Description	Project Cost	Pop
960057D	3	Kremmling, Town of		Kremmling	Grand	Improvement / Expansion of Existing Water Treatment Facility; Distribution / Transmission Lines Construction / Rehabilitation	\$7,000,000	1,600
040011D	5	La Jara, Town of		La Jara	Conejos	Distribution / Transmission Lines Construction / Rehabilitation; Water Meters	\$1,000,000	850
030035D	2	La Junta, City of	Eureka Water Co (1)	La Junta	Otero	Improvement / Expansion of Water Treatment Facility; Distribution / Transmission Lines Construction / Rehabilitation; Water Storage Facilities	\$1,649,000	498
090007D	3	La Junta, City of		La Junta	Otero	Water Storage Facilities	\$2,000,000	8,000
090013D	5	La Plata Archuleta Water District		Durango	La Plata, portions of Archuleta	Construction of New Water Treatment Facilities; Distribution / Transmission Lines Construction / Rehabilitation; Water Storage; Water Supply Facilities; Water Meters	\$84,767,000	9,720
020024D	3	La Veta, Town of		La Veta	Huerfano	Improvement / Expansion of Existing Water Treatment Plant; Distribution / Transmission Lines Construction / Rehabilitation; Water Storage Facilities; Water Supply Facilities	\$3,524,000	950
050030D	5	Lake City, Town of		Lake City	Hinsdale	Distribution / Transmission Lines Construction / Rehabilitation; Water Meters	\$2,000,000	404
090024D	3	Lake Durango Water Authority		Durango	La Plata	Improvement / Expansion of Water Treatment Facility; Consolidation of Water Treatment Facilities; Distribution / Transmission Lines Construction / Rehabilitation; Water Storage Facilities; Water Supply Facilities; Land Acquisition	\$2,740,000	2,800
060013D	5	Lakewood, City of		Lakewood	Jefferson	Distribution / Transmission Lines Construction / Rehabilitation	\$1,600,000	5,500
050031D	5	Lamar, City of		Lamar	Prowers	Distribution / Transmission Lines Construction / Rehabilitation; Water Storage Facilities; Water Supply Facilities	\$3,385,000	8,420
070003D	3	Larimer County	Glacier View Meadows Water and Sewer Assoc	Livermore	Larimer	Distribution / Transmission Lines Construction / Rehabilitation	\$595,000	400
090018D	5	Larimer County	Red Feather Lakes	Fort Collins	Larimer	Connect to Existing Facility; Water Supply Facilities	\$1,500,000	500
960061D	2	Larkspur, Town of		Larkspur	Douglas	Construction of New Water Treatment Facilities; Improvement / Expansion of Water Treatment Facility; Consolidation of Water Treatment Facilities; Distribution / Transmission Lines Construction / Rehabilitation; Water Storage Facilities; Water Supply Facilities; Water Meters	\$2,474,500	250
050032D	5	Las Animas, City of		Las Animas	Bent	Improvement / Expansion of Existing Water Treatment Plant; Distribution / Transmission Lines Construction / Rehabilitation; Water Storage Facilities; Water Supply Facilities; Water Meters	\$5,020,000	4,301
090006D	5	Left Hand Water District	Dodd WTP	Niwot	Boulder	Improvement / Expansion of Water Treatment Facility	\$26,428,000	19,100
050033D	5	Limon, Town of		Limon	Lincoln	Distribution / Transmission Lines Construction / Rehabilitation; Water Supply	\$300,000	2,200
020004D	5	Lochbuie, Town of		Lochbuie	Weld	Improvement / Expansion of Water Treatment Facility; Water Storage Facilities; Water Supply Facilities	\$5,500,000	6,500
030040D	1	Log Lane Village, Town of		Log Lane Village	Morgan	New Drinking Water Treatment Plant; Connect To Existing Facility; Improvement / Expansion of Water Treatment Facility; Water Storage Facilities	\$3,700,000	1,006
060010D	5	Lookout Mountain WD		Golden	Jefferson	Distribution / Transmission Lines Construction / Rehabilitation; Water Storage Facilities; Water Meters	\$1,150,000	1,300
060014D	5	Loveland, City of		Loveland	Larimer	Improvement / Expansion of Existing Water Treatment Plant; Distribution / Transmission Lines Construction / Rehabilitation; Water Storage Facilities	\$16,500,000	63,000

**Appendix B
Drinking Water Revolving Fund
2009 Project Eligibility List**

Project Number	Elig Cat	Entity	Project Name	City	County	Project Description	Project Cost	Pop
000011D	4	Mancos, Town of		Mancos	Montezuma	Improvement / Expansion of Water Treatment Facility; Distribution / Transmission Lines Construction / Rehabilitation; Water Storage Facilities	\$850,000	1,250
050034D	3	Manitou Springs, City of		Manitou Springs	El Paso	Improvement / Expansion of Water Treatment Facility; Distribution / Transmission Lines Construction / Rehabilitation; Water Storage Facilities	\$4,440,000	5,000
020005D	5	Meeker, Town of		Meeker	Rio Blanco	Distribution / Transmission Lines Construction / Rehabilitation; Water Supply Facilities; Water Storage Facilities	\$125,000	2,500
090033D	2	Merino, Town of		Merino	Logan	Improvement / Expansion of Water Treatment Facility; Water Storage Facilities	\$250,000	286
960214D	4	Mesa Cortina WSD		Silverthorne	Summit	Distribution / Transmission Lines Construction / Rehabilitation	\$250,000	800
090015D	5	Mesa County	Gateway	Grand Junction	Mesa	Connect To Existing Facility; Distribution / Transmission Lines Construction / Rehabilitation	\$1,000,000	251
070016D	5	Mesa County	Ute WCD - Brunner's Artesian WS	Grand Junction	Mesa	Connect to Existing Facility; Distribution / Transmission Lines Construction / Rehabilitation	\$1,000,000	100
010024D	5	Mesa WSD		Mesa	Mesa	Distribution / Transmission Lines Construction / Rehabilitation; Water Storage Facilities	\$175,000	400
050035D	5	Milliken, Town of		Milliken	Weld	Improvement / Expansion of Water Treatment Facility; Distribution / Transmission Lines Construction / Rehabilitation; Water Storage Facilities; Water Meters	\$4,180,000	6,000
080019D	5	Moffat, Town of		Moffat	Saguache	Construction of New Water Treatment Facilities; Connect To Existing Facility; Distribution / Transmission Lines Construction / Rehabilitation; Water Storage Facilities; Water Supply Facilities; Water Meters	\$3,500,000	113
050036D	5	Monte Vista, City of		Monte Vista	Rio Grande	Distribution / Transmission Lines Construction / Rehabilitation; Water Storage Facilities	\$2,500,000	4,700
960071D	5	Montezuma, Town of		Montezuma	Summit	Distribution / Transmission Lines Construction / Rehabilitation; Water Storage Facilities; Water Supply Facilities	\$3,015,000	42
030042D	5	Monument, Town of		Monument	El Paso	Improvement / Expansion of Water Treatment Facility; Consolidation of Water Treatment Facilities; Distribution / Transmission Lines Construction / Rehabilitation; Water Storage Facilities; Water Supply Facilities	\$3,325,000	1,900
960073D	5	Morgan County Quality WD		Fort Morgan	Morgan	Construction of New Water Treatment Facilities; Distribution / Transmission Lines Construction / Rehabilitation; Water Storage Facilities	\$15,450,000	2,500
050037D	3	Morrison Creek Metro WSD		Stagecoach	Routt	Construction of New Water Treatment Facilities; Connect To Existing Facility; Water Storage Facilities	\$4,000,000	800
960074D	3	Morrison, Town of		Morrison	Jefferson	Construction of New Water Treatment Facilities; Connect to Existing Facility; Improvement / Expansion of Water Treatment Facility; Distribution / Transmission Lines Construction / Rehabilitation	\$3,000,000	400
090016D	5	Mount Crested Butte WSD	Meridan Lake Park	Mount Crested Butte	Gunnison	Water Storage Facilities	\$1,500,000	400
960075D	4	Mount Crested Butte WSD		Mt Crested Butte	Gunnison	Improvement / Expansion of Water Treatment Facility; Water Storage Facilities	\$6,725,000	6,500
080015D	3	Mountain View Villages WSD		Leadville	Lake	Construction of New Water Treatment Facilities; Connect To Existing Facility; Water Storage Facilities	\$1,800,000	1,000
040015D	2	Mountain WSD		Conifer	Jefferson	Construction of New Water Treatment Facilities; Water Supply Facilities	\$1,000,000	900
010025D	5	Munn's Addition WSD		Brush	Morgan	Consolidation of Water Treatment Facilities; Water Supply Facilities	\$500,000	80

**Appendix B
Drinking Water Revolving Fund
2009 Project Eligibility List**

Project Number	Elig Cat	Entity	Project Name	City	County	Project Description	Project Cost	Pop
070011D	5	Naturita, Town of		Naturita	Montrose	Distribution / Transmission Lines Construction / Rehabilitation	\$1,096,000	635
060027D	3	Nederland, Town of		Nederland	Boulder	Construction of New Water Treatment Facilities; Improvement / Expansion of Water Treatment Plant; Meters	\$2,800,000	1,438
090001D	3	New Castle, Town of		New Castle	Garfield	Improvement / Expansion of Water Treatment Facility	\$8,300,000	3,148
960078D	3	North Shore WSD		Granby	Grand	Distribution / Transmission Lines Construction / Rehabilitation; Water Storage Facility	\$1,800,000	280
040016D	5	Northern Douglas County WSD	Chatfield East Estates Inclusion	Littleton	Douglas	Consolidation of Water Treatment Facilities; Connect To Existing Facility; Distribution / Transmission Lines Construction / Rehabilitation	\$3,100,000	400
030043D	5	Northern Douglas County WSD	McArthur Ranch Inclusion	Littleton	Douglas	Consolidation of Water Treatment Facilities; Connect To Existing Facility; Distribution / Transmission Lines Construction / Rehabilitation	\$2,100,000	230
960080D	3	Norwood, Town of	Norwood Water Commission	Norwood	San Miguel	Improvement / Expansion of Water Treatment Facility; Distribution / Transmission Lines Construction / Rehabilitation; Water Storage Facilities; Water Meters	\$1,101,100	1,200
960082D	5	Oak Creek, Town of		Oak Creek	Routt	Distribution / Transmission Lines Construction / Rehabilitation; Water Storage Facilities; Water Meters	\$2,900,000	900
080016D	3	Oak Meadows WA		Glenwood Springs	Garfield	Improvement / Expansion of Existing Water Treatment Facility; Distribution / Transmission Lines Construction / Rehabilitation; Water Storage Facilities; Land Acquisition;	\$1,300,000	70
090009D	5	Olathe, Town of		Olathe	Montrose	Distribution / Transmission Lines Construction / Rehabilitation; Water Meters	\$600,000	1,650
960084D	3	Olde Stage WD		Boulder	Boulder	Water Storage Facilities	\$250,000	250
030044D	3	Ophir, Town of		Ophir	San Miguel	New Regional Water Treatment Facilities; Consolidation of Water Treatment Facility; Improvement / Expansion of Water Treatment Facility; Water Storage Facilities; Water Supply Facilities; Water Meters	\$526,085	175
960085D	5	Orchard City, Town of		Orchard City	Delta	Improvement / Expansion of Water Treatment Facility; Distribution / Transmission Lines Construction / Rehabilitation; Water Storage Facilities; Water Supply Facilities	\$10,000,000	3,100
030045D	5	Ordway, Town of		Ordway	Crowley	Distribution / Transmission Lines Construction / Rehabilitation; Water Storage Facilities	\$1,100,000	1,322
070001D	2	Otero County	South Swink Water Co.	Swink	Otero	New Drinking Water Treatment Plant; Improvement / Expansion of Water Treatment Facility; Consolidation of Water Treatment Facilities; Water Storage Facilities	\$1,000,000	600
070007D	2	Otero County	Valley Water Company	Manzanola	Otero	Improvement / Expansion of Water Treatment Facility; Consolidation of Water Treatment Facility	\$200,000	270
030051D	5	Ouray, City of		Ouray	Ouray	Distribution / Transmission Lines Construction / Rehabilitation; Water Storage Facilities	\$1,000,000	813
050038D	5	Ovid, Town of		Ovid	Sedgwick	Distribution / Transmission Lines Construction / Rehabilitation	\$958,550	333
090011D	5	Pagosa Area WSD		Pagosa Springs	Archuleta	Improvement / Expansion of Water Treatment Facility; Distribution / Transmission Lines Construction / Rehabilitation; Water Storage; Water Supply Facilities	\$15,615,801	10,000
960087D	5	Pagosa Area WSD		Pagosa Springs	Archuleta	Improvement / Expansion of Water Treatment Facility; Water Supply Facilities	\$7,000,000	10,000
030052D	4	Paint Brush Hills MD		Falcon	El Paso	Improvement / Expansion of Water Treatment Facility; Distribution / Transmission Lines Construction / Rehabilitation; Water Storage Facilities; Water Supply Facilities	\$1,145,000	1,200

**Appendix B
Drinking Water Revolving Fund
2009 Project Eligibility List**

Project Number	Elig Cat	Entity	Project Name	City	County	Project Description	Project Cost	Pop
040022D 040022D-2	5	Palisade, Town of		Palisade	Mesa	Distribution / Transmission Lines Construction / Rehabilitation	\$1,200,000	3,000
010028D	3	Palmer Lake, Town of		Palmer Lake	El Paso	Construction of New Water Treatment Facilities; Distribution / Transmission Lines Construction / Rehabilitation	\$1,613,882	2,300
000015D	3	Paonia, Town of		Paonia	Delta	Construction of New Water Treatment Facilities; Improvement / Expansion of Water Treatment Facility; Distribution / Transmission Lines Construction / Rehabilitation; Water Storage Facilities; Water Supply Facilities	\$4,540,000	2,200
090014D	5	Paonia, Town of		Paonia	Delta	Improvement / Expansion of Water Treatment Facility; Distribution / Transmission Lines Construction / Rehabilitation; Water Supply Facilities	\$2,500,000	2,200
030053D	5	Parachute, Town of		Parachute	Garfield	Distribution / Transmission Lines Construction / Rehabilitation; Water Meters	\$512,000	1,360
090034D	5	Parker WSD		Parker	Douglas	Improvement / Expansion of Water Treatment Facility; Distribution / Transmission Lines Construction / Rehabilitation; Water Storage Facilities; Water Supply Facilities	\$50,000,000	39,060
010033D	5	Parkville WD		Leadville	Lake	Water Supply Facilities	\$750,000	8,000
960092D	4	Penrose WD		Penrose	Fremont	Improvement / Expansion of Water Treatment Facility; Distribution / Transmission Lines Construction / Rehabilitation; Water Storage Facilities; Water Meters	\$2,000,000	3,280
960219D	5	Perry Park WSD		Larkspur	Douglas	Water Storage Facilities; Water Supply Facilities	\$1,500,000	3,100
010030D	5	Phillips County	Amherst Unincorp Area	Amherst	Phillips	New Drinking Water Treatment Plant; Distribution / Transmission Lines Construction / Rehabilitation; Water Supply Facilities; Water Storage Facilities	\$250,000	200
070002D	5	Pierce, Town of		Pierce	Weld	Improvement / Expansion of Water Treatment Facility; Distribution / Transmission Lines Construction / Rehabilitation	\$300,000	884
990035D	1	Pine Drive WD		Beulah	Pueblo	Distribution / Transmission Lines Construction / Rehabilitation; Water Storage Facilities; Water Meters	\$208,000	350
960093D	2	Pinewood Springs WD		Pinewood Springs	Larimer	Improvement / Expansion of Water Treatment Facility; Distribution / Transmission Lines Construction / Rehabilitation; Water Storage Facilities;	\$2,405,000	750
010031D	5	Pioneer Lookout WD		Monument	El Paso	Distribution / Transmission Lines Construction / Rehabilitation; Water Storage Facilities	\$45,000	100
060011D	3	Platte Canyon WSD		Littleton	Jefferson	Distribution / Transmission Lines Construction / Rehabilitation	\$400,000	19,366
960094D	5	Platteville, Town of		Platteville	Weld	Improvement / Expansion of Water Treatment Facility; Distribution / Transmission Lines Construction / Rehabilitation; Water Storage Facilities; Water Supply Facilities	\$2,200,000	2,500
050039D	3	Poncha Springs, Town of		Poncha Springs	Chaffee	Construction of New Water Treatment Facilities; Connection to a New or Existing Water Treatment Plant; Distribution / Transmission Lines Construction / Rehabilitation; Water Storage Facilities; Water Supply Facilities	\$2,400,000	570
050040D	1	Powderhorn #1 MD		Mesa	Mesa	Improvement / Expansion of Water Treatment Facility; Distribution / Transmission Lines Construction / Rehabilitation; Water Storage Facilities	\$4,000,000	499
990036D	5	Project 7 WA		Montrose	Montrose	Improvement / Expansion of Water Treatment Facility; Water Storage Facilities	\$10,000,000	11,000

**Appendix B
Drinking Water Revolving Fund
2009 Project Eligibility List**

Project Number	Elig Cat	Entity	Project Name	City	County	Project Description	Project Cost	Pop
020035D	2	Prowers County	May Valley Water Assoc	Wiley	Prowers	Improvement / Expansion of Water Treatment Facility; Distribution / Transmission Lines Construction / Rehabilitation; Water Storage Facilities;	\$450,000	1,500
010050D	4	Pueblo West MD		Pueblo West	Pueblo	Distribution / Transmission Lines Construction / Rehabilitation	\$3,500,000	4,500
050042D	5	PV Water and Sanitation MD		Greeley	Weld	New Regional Water Treatment Facilities; Consolidation of Water Treatment Facilities; Distribution / Transmission Lines Construction / Rehabilitation; Water Storage Facilities; Water Supply Facilities	\$8,000,000	10,000
960225D	3	Rainbow Valley WD		Woodland Park	Teller	Improvement / Expansion of Existing Water Treatment Plant; Distribution / Transmission Lines Construction / Rehabilitation; Water Storage Facilities	\$100,000	185
060012D	5	Ralston Valley WSD		Arvada	Jefferson	Distribution / Transmission Lines Construction / Rehabilitation; Land Acquisition	\$1,200,000	1,300
020006D	5	Rangely, Town of		Rangely	Rio Blanco	Improvement / Expansion of existing water treatment plant; Distribution / Transmission Lines Construction / Rehabilitation; Water storage facilities;	\$1,000,000	2,200
050043D	2	Raymer, Town of		Raymer	Weld	Improvement / Expansion of Water Treatment Facility	\$300,000	73
040024D	3	Red Rock Valley Estates WD		Colorado Springs	El Paso	Improvement / Expansion of Existing Water Treatment Plant; Distribution / Transmission Lines Construction / Rehabilitation; Water Storage Facilities; Water Supply Facilities; Water Meters; Land Acquisition	\$2,345,000	220
060022D	4	Redstone WSD		Redstone	Pitkin	Improvement / Expansion of Water Treatment Facility	\$100,000	300
050044D	5	Resource Colorado Water and Sanitation MD		Adams or Weld Co	Weld	New Regional Water Treatment Facilities; Consolidation of Water Treatment Facilities; Distribution / Transmission Lines Construction / Rehabilitation; Water Storage Facilities; Water Supply Facilities	\$40,000,000	10,000
960098D	1	Rico, Town of		Rico	Dolores	Improvement / Expansion of Water Treatment Facility; Distribution / Transmission Lines Construction / Rehabilitation; Water Storage Facilities	\$200,000	250
960099D	3	Ridgewood WD		Woodland Park	Teller	Improvement / Expansion Water Treatment Facilities; Distribution / Transmission Lines Construction / Rehabilitation; Water Storage Facilities; Water Supply Facilities	\$1,055,000	95
040025D	4	Ridgway, Town of		Ridgway	Ouray	Distribution / Transmission Lines Construction / Rehabilitation; Water Storage Facilities	\$750,000	866
090031D	5	Ridgway, Town of		Ridgway	Ouray	Source Water Protection Plan Implementation	\$50,000	866
020007D	1	Rifle, City of		Rifle	Garfield	Construction of New Water Treatment Facilities; Distribution / Transmission Lines Construction / Rehabilitation	\$31,500,000	8,600
090003D	3	Rockvale, Town of		Rockvale	Fremont	Distribution / Transmission Lines Construction / Rehabilitation	\$500,000	450
960227D	4	Rocky Ford, City of		Rocky Ford	Otero	Improvement / Expansion of Water Treatment Facility; Distribution / Transmission Lines Construction / Rehabilitation	\$2,050,000	4,213
020028D	3	Round Mountain WSD		Westcliffe	Custer	Construction of New Water Treatment Facilities; Improvement / Expansion of Water Treatment Facility; Consolidation of Water Treatment Facilities; Distribution / Transmission Lines Construction / Rehabilitation; Water Storage Facilities; Water Supply Facilities; Water Meters	\$2,000,000	1,056
090030D	5	Round Mountain WSD		Westcliffe	Custer	Source Water Protection Plan Implementation	\$15,000	1,056
960160D	4	Routt County	Hahn's Peak	Steamboat Springs	Routt	Consolidation of Water Treatment Facilities; Water Supply Facilities	\$1,800,000	150
960164D	5	Roxborough Park MD		Littleton	Douglas	Consolidation of Water Treatment Facilities; Distribution / Transmission Lines Construction / Rehabilitation	\$11,312,000	8,900

**Appendix B
Drinking Water Revolving Fund
2009 Project Eligibility List**

Project Number	Elig Cat	Entity	Project Name	City	County	Project Description	Project Cost	Pop
960102D	1	Rye, Town of		Rye	Pueblo	Improvement / Expansion of Water Treatment Facility; Water Meters	\$1,100,000	802
960142D	3	Saguache, Town of		Saguache	Saguache	Improvement / Expansion of Water Treatment Facility; Distribution / Transmission Lines Construction / Rehabilitation; Water Storage Facilities	\$150,000	578
990039D	4	Salida, City of		Salida	Chaffee	Improvement / Expansion of Water Treatment Facility; Distribution / Transmission Lines Construction / Rehabilitation; Water Storage Facilities	\$6,000,000	5,600
040026D	3	San Juan River Village MD		Pagosa Springs	Archuleta	Improvement / Expansion of Water Treatment Facility	\$550,000	500
030059D	4	San Luis WSD		Chama	Costilla	Improvement / Expansion of Water Treatment Facility; Distribution / Transmission Lines Construction / Rehabilitation; Water Supply Facilities; Water Meters	\$630,000	739
960104D	5	Sanford, Town of		Sanford	Conejos	Distribution / Transmission Lines Construction / Rehabilitation; Water Supply Facilities	\$250,000	783
030060D	5	Sawpit, Town of		Sawpit	San Miguel	Distribution / Transmission Lines Construction / Rehabilitation; Water Storage Facilities	\$1,100,000	45
960105D	3	Sedalia WSD		Sedalia	Douglas	Improvement of Water Treatment Facility; Distribution / Transmission Lines Construction / Rehabilitation; Water Storage Facilities; Water Supply Facilities	\$2,525,000	220
040027D	3	Sedgwick, Town of		Sedgwick	Sedgwick	Improvement / Expansion of Water Treatment Facility; Consolidation of Water Treatment Facilities; Distribution / Transmission Lines Construction / Rehabilitation; Water Storage Facilities; Water Supply Facilities; Water Meters	\$769,000	183
000017D	5	Seibert, Town of		Seibert	Kit Carson	Distribution / Transmission Lines Construction / Rehabilitation; Water Supply Facilities	\$500,000	194
030061D	5	Severance, Town of		Severance	Weld	Distribution / Transmission Lines Construction / Rehabilitation; Water Storage Facilities	\$929,000	1,050
070009D	5	Sheridan, City of	Oxford to Union SID	Sheridan	Arapahoe	Distribution / Transmission Lines Construction / Rehabilitation; Connect to Existing Facility	\$1,107,000	5,250
020008D	5	Silt, Town of		Silt	Garfield	Distribution / Transmission Lines Construction / Rehabilitation; Water Storage Facilities	\$2,680,000	2,400
050075D	5	Silver Heights WSD		Castle Rock	Douglas	Distribution / Transmission Lines Construction / Rehabilitation; Water Supply Facilities	\$2,600,000	350
960107D	1	Silver Plume, Town of		Silver Plume	Clear Creek	Water Storage Facilities;	\$2,562,388	200
990041D	3	Silverton, Town of		Silverton	San Juan	Construction of New Water Treatment Facilities	\$3,000,000	550
040028D	1	Simla, Town of		Simla	Elbert	Improvement / Expansion of Water Treatment Facility	\$100,000	663
030062D	5	South Adams County WSD		Commerce City	Adams	Water Storage Facilities	\$2,000,000	47,000
030063D	5	South Fork WSD		South Fork	Rio Grande	New Regional Water Treatment Facilities; Consolidation of Water Treatment Facilities; Connect To Existing Facility; Distribution / Transmission Lines Construction / Rehabilitation; Water Storage Facilities; Water Supply Facilities	\$8,000,000	1,000
090069D	3	Southgate WD	Willow Creek HOA	Englewood	Arapahoe	Distribution / Transmission Lines Construction / Rehabilitation; Water Meters	500,000	365
050046D	1	Springfield, Town of		Springfield	Baca	Water Supply Facilities	\$300,000	1,600
960145D	3	St Charles Mesa WD	Blende, Vineland, Avondale, Pueblo	Pueblo	Pueblo	Improvement / Expansion of Water Treatment Facility; Distribution / Transmission Lines Construction / Rehabilitation; Water Meters	\$4,550,000	10,418
030064D	4	Steamboat Lake WSD		Clark	Routt	Construction of New Water Treatment Facilities; Water Storage Facilities; Water Supply Facilities; Water Meters	\$650,000	300
960156D	1	Sterling, City of		Sterling	Logan	New Regional Water Treatment Facilities; Connection to a New or Existing Water Treatment Plant; Distribution / Transmission Lines Construction / Rehabilitation; Water Supply Facilities; Water Storage Facilities	\$12,500,000	13,800

**Appendix B
Drinking Water Revolving Fund
2009 Project Eligibility List**

Project Number	Elig Cat	Entity	Project Name	City	County	Project Description	Project Cost	Pop
050047D	3	Stonegate Village MD		Parker	Douglas	Distribution / Transmission Lines Construction / Rehabilitation; Water Supply Facilities	\$2,000,000	13,200
980244D	5	Stratmoor Hills WD		Colorado Springs	El Paso	New Regional Water Treatment Facilities; Distribution / Transmission Lines Construction / Rehabilitation; Water Supply Facilities; Water Meters	\$797,374	6,300
050048D	5	Stratton, Town of		Stratton	Kit Carson	Improvement / Expansion of Water Treatment Facility; Distribution / Transmission Lines Construction / Rehabilitation; Water Storage Facilities; Water Supply Facilities	\$1,000,000	669
960230D	5	Summit Ridge WD		Mancos	Montezuma	Distribution / Transmission Lines Construction / Rehabilitation; Water Storage Facilities;	\$400,000	1,400
090004D	3	Sunset Metropolitan District		Colorado Springs	El Paso	Construction of New Water Treatment Facilities; Improvement / Expansion of Treatment Facility; Distribution / Transmission Lines Construction / Rehabilitation; Water Storage Facilities; Water Supply Facilities;	\$2,100,000	185
090022D	2	Swink, Town of		Swink	Otero	Improvement / Expansion of Water Treatment Facility; Water Supply Facilities	\$450,000	687
050049D	3	Tabernash Meadows WSD	Pole Creek Subdivision	Tabernash	Grand	New Water Treatment Plant; Improvement / Expansion of Water Treatment Facility; Connect To Existing Facility; Water Supply Facilities	\$2,000,000	100
040030D	3	Teller County WSD No. 1		Woodland Park	Teller	Consolidation of Water Treatment Facilities; Distribution / Transmission Lines Construction / Rehabilitation; Water Storage Facilities; Water Supply Facilities; Land Acquisition	\$600,000	625
010036D	5	Telluride, Town of		Telluride	San Miguel	Construction of New Water Treatment Facilities	\$12,500,000	5,000
080017D	3	Thornton, City of		Thornton	Adams	Improvement / Expansion of Existing Water Treatment Plant; Water Supply Facilities	\$10,800,000	132,000
020010D	5	Thunderbird WSD		Sedalia	Douglas	Consolidation of Water Treatment Facilities; Distribution / Transmission Lines Construction / Rehabilitation; Water Supply Facilities	\$720,000	425
080001D	2	Timbers WSD		Steamboat Springs	Routt	Improvement / Expansion of Existing Water Treatment Plant	\$805,183	140
090025D	3	Town of Gardner		Gardner	Huerfano	Water Storage Facilities; Water Supply Facilities	\$100,000	136
070005D	5	Tri-County WCD	Ridgway Reservoir Water Treatment Plant	Ridgway	Ouray	Construction of New Water Treatment Facilities; Distribution / Transmission Lines Construction / Rehabilitation; Land Acquisition	\$9,900,000	18,000
990046D	4	Trinidad, City of		Trinidad	Las Animas	Improvement / Expansion of Water Treatment Facility; Distribution / Transmission Lines Construction / Rehabilitation; Water Storage Facilities	\$17,800,000	9,254
050050D	5	Turkey Canon Ranch WD		Colorado Springs	El Paso	Improvement / Expansion of Water Treatment Facility	\$300,000	75
040031D	2	Two Buttes, Town of		Two Buttes	Baca	Improvement / Expansion of Water Treatment Facility; Water Supply Facilities	\$100,000	100
050051D	5	Upper Eagle Regional WA		Avon, Edwards	Eagle	Improvement / Expansion of Water Treatment Facility; Distribution / Transmission Lines Construction / Rehabilitation; Water Storage Facilities; Water Supply Facilities	\$9,180,000	32,500
090026D	5	Victor, City of	Bull Hill	Victor	Teller	Improvement / Expansion of Water Treatment Facility; Distribution / Transmission Lines Construction / Rehabilitation; Water Storage Facilities; Water Meters; Source Water Protection Plan Implementation	\$500,000	434
090036D	2	Vilas, Town of		Vilas	Baca	Improvement / Expansion of Water Treatment Facility; Water Supply Facilities	\$250,000	147
060023D	3	Vona, Town of		Vona	Kit Carson	Improvement / Expansion of Water Treatment Facility; Water Storage Facilities	\$100,000	95

**Appendix B
Drinking Water Revolving Fund
2009 Project Eligibility List**

Project Number	Elig Cat	Entity	Project Name	City	County	Project Description	Project Cost	Pop
960115D	3	Walden, Town of		Walden	Jackson	Improvement / Expansion of Water Treatment Facility; Water Storage Facilities	\$1,900,000	734
050053D	5	Walsenburg, City of		Walsenburg	Huerfano	Distribution / Transmission Lines Construction / Rehabilitation	\$500,000	4,119
050054D	5	Watkins, Town of	Prairie View Subdivision	Watkins	Arapahoe	Water Supply Facilities	\$125,000	5,530
060017D	3	Wellington, Town of		Wellington	Larimer	Construction of New Water Treatment Facilities; Improvement / Expansion of Existing Water Treatment Plant	\$2,500,000	6,450
030068D	5	West Fort Collins WD		Fort Collins	Larimer	Distribution / Transmission Lines Construction / Rehabilitation; Water Storage Facilities	\$5,000,000	4,000
960231D	3	Westcreek Lakes WD		Sedalia	Douglas	Improvement / Expansion of Water Treatment Facility; Water Storage Facilities; Water Supply Facilities	\$100,000	150
050055D	3	Westminster, City of		Westminster	Adams	Improvement / Expansion of Water Treatment Facility; Distribution / Transmission Lines Construction / Rehabilitation; Water Storage Facilities	\$26,500,000	110,000
990048D	3	Westwood Lakes WD		Woodland Park	Teller	Distribution / Transmission Lines Construction / Rehabilitation	\$650,000	378
060025D	3	Widfield WSD		Colorado Springs	El Paso	Improvement / Expansion of Water Treatment Facility	\$100,000	25,000
050056D	5	Wiggins, Town of		Wiggins	Morgan	Distribution / Transmission Lines Construction / Rehabilitation; Water Storage Facilities; Water Supply Facilities; Water Meters; Land Acquisition	\$4,000,000	975
090035D	2	Wiley, Town of		Wiley	Prowers	Improvement / Expansion of Water Treatment Facility; Water Supply Facilities	\$400,000	461
020015D	5	Williamsburg, Town of		Williamsburg	Fremont	Improvement / Expansion of Water Treatment Facility; Distribution / Transmission Lines Construction / Rehabilitation; Water Supply Facilities	\$1,000,000	714
050057D	5	Will-O-Wisp MD		Bailey	Park	Distribution / Transmission Lines Construction / Rehabilitation; Water Storage Facilities; Water Meters	\$48,000	320
990049D	5	Wilson Mesa MD	Wilson Mesa Ranch	Telluride	San Miguel	Distribution / Transmission Lines Construction / Rehabilitation; Water Storage Facilities	\$155,000	150
020030D	5	Winter Park WSD		Winter Park	Grand	Improvement / Expansion of Water Treatment Facility; Distribution / Transmission Lines Construction / Rehabilitation; Water Storage Facilities; Water Supply Facilities	\$2,381,000	6,000
060026D	1	Woodlin R-104 School District		Woodrow	Washington	Construction of New Water Treatment Facilities; Improvement / Expansion of Water Treatment Facility; Consolidation of Water Treatment Facilities; Connect To Existing Facility; Distribution / Transmission Lines Construction / Rehabilitation; Water Storage Facilities; Land Acquisition	\$624,125	200
020038D	5	Woodmoor #1 WSD		Monument	El Paso	Improvement / Expansion of Existing Water Treatment Plant; Water Supply Facilities; Water Meters	\$2,100,000	7,500
050058D	5	Wray, City of		Wray	Yuma	Improvement / Expansion of Water Treatment Facility; Distribution / Transmission Lines Construction / Rehabilitation; Water Storage Facilities; Water Supply Facilities	\$4,000,000	2,287
960238D	3	Yampa, Town of		Yampa	Routt	Water Storage Facilities	\$1,000,000	475
030069D	3	Yuma, City of		Yuma	Yuma	Distribution / Transmission Lines Construction / Rehabilitation; Water Storage Facilities	\$1,620,000	3,315

Total: \$1,180,110,629

**Appendix B1
Drinking Water Revolving Fund
Additions to the 2008 Project Eligibility List**

Project Number	Elig Cat	Entity	Project Name	City	County	Project Description	Project Cost (\$)	Pop
090037D	5	Avondale, Town of		Avondale	Pueblo	Water Supply Facilities; Source Water Protection Plan Implementation	\$100,000	754
090027D	5	Black Hawk, City of		Black Hawk	Gilpin	Source Water Protection Plan Implementation	\$770,000	108
090002D	3	Bow Mar Water and Sanitation District		Littleton	Arapahoe	Distribution / Transmission Lines Construction / Rehabilitation	\$1,150,000	852
090021D	3	Castle Pines MD		Castle Rock	Douglas	Construction of New Water Treatment Facilities; Improvement / Expansion of Water Treatment Facility; Distribution / Transmission Lines Construction / Rehabilitation; Water Storage Facilities; Water Supply Facilities	\$17,210,000	4,000
090012D	3	Collbran, Town of		Collbran	Mesa	Improvement / Expansion of Water Treatment Facility; Distribution / Transmission Lines Construction / Rehabilitation; Water Storage; Water Supply Facilities	\$1,817,000	600
090029D	5	Crestone, Town of		Crestone	Saguache	Source Water Protection Plan Implementation	\$52,000	130
090020D	5	East Cherry Hills Water District		Cherry Hills Village	Arapahoe	Distribution / Transmission Lines Construction / Rehabilitation; Water Meters; Land Acquisition	\$1,154,091	150
090017D	5	Estes Park, Town of	Glacier Creek Water Plant	Estes Park	Larimer	Consolidation of Water Treatment Facilities; Distribution / Transmission Lines Construction / Rehabilitation; Land Acquisition	\$9,250,000	5,720
090008D	5	Frederick, Town of		Frederick	Weld	Construction of New Water Treatment Facilities; Distribution / Transmission Lines Construction / Rehabilitation; Water Storage	\$2,400,000	7,800
090010D	5	Grand Mesa Water Conservancy District		Cedaredge	Delta	Improvement / Expansion of Water Treatment Facility; Consolidation of Water Treatment Facilities; Connect To Existing Facility; Distribution / Transmission Lines Construction / Rehabilitation; Water Supply Facilities	\$15,250,000	1,250
090032D	5	Hotchkiss, Town of	High School Line Project	Hotchkiss	Delta	Distribution / Transmission Lines Construction / Rehabilitation	\$350,000	2,100
090005D	2	Hudson, Town of	Hudson / Ft. Lupton WTP	Hudson	Weld	Improvement / Expansion of Water Treatment Facility	\$1,083,000	1,600
090028D	5	Kremmling, Town of		Kremmling	Grand	Source Water Protection Plan Implementation	\$250,000	1,600
090007D	3	La Junta, City of		La Junta	Otero	Water Storage Facilities	\$2,000,000	8,000
090013D	5	La Plata Archuleta Water District		Durango	La Plata, portions of Archuleta	Construction of New Water Treatment Facilities; Distribution / Transmission Lines Construction / Rehabilitation; Water Storage; Water Supply Facilities; Water Meters	\$84,767,000	9,720
090024D	3	Lake Durango Water Authority		Durango	La Plata	Improvement / Expansion of Water Treatment Facility; Consolidation of Water Treatment Facilities; Distribution / Transmission Lines Construction / Rehabilitation; Water Storage Facilities; Water Supply Facilities; Land Acquisition	\$2,740,000	2,800
090018D	5	Larimer County	Red Feather Lakes	Fort Collins	Larimer	Connect to Existing Facility; Water Supply Facilities	\$1,500,000	500
090006D	5	Left Hand Water District	Dodd WTP	Niwot	Boulder	Improvement / Expansion of Water Treatment Facility	\$26,428,000	19,100
090033D	2	Merino, Town of		Merino	Logan	Improvement / Expansion of Water Treatment Facility; Water Supply Facilities	\$250,000	286
090015D	5	Mesa County	Gateway	Grand Junction	Mesa	Connect To Existing Facility; Distribution / Transmission Lines Construction / Rehabilitation	\$1,000,000	251
090016D	5	Mount Crested Butte WSD	Meridan Lake Park	Mount Crested Butte	Gunnison	Water Storage Facilities	\$1,500,000	400
090001D	3	New Castle, Town of		New Castle	Garfield	Improvement / Expansion of Water Treatment Facility	\$8,300,000	3,148
090009D	5	Olathe, Town of		Olathe	Montrose	Distribution / Transmission Lines Construction / Rehabilitation; Water Meters	\$600,000	1,650
090011D	5	Pagosa Area WSD		Pagosa Springs	Archuleta	Improvement / Expansion of Water Treatment Facility; Distribution / Transmission Lines Construction / Rehabilitation; Water Storage; Water Supply Facilities	\$15,615,801	10,000

**Appendix B1
Drinking Water Revolving Fund
Additions to the 2008 Project Eligibility List**

Project Number	Elig Cat	Entity	Project Name	City	County	Project Description	Project Cost (\$)	Pop
090014D	5	Paonia, Town of		Paonia	Delta	Improvement / Expansion of Water Treatment Facility; Distribution / Transmission Lines Construction / Rehabilitation; Water Supply Facilities	\$2,500,000	2,200
090034D	5	Parker WSD		Parker	Douglas	Improvement / Expansion of Water Treatment Facility; Distribution / Transmission Lines Construction / Rehabilitation; Water Storage Facilities; Water Supply Facilities	\$50,000,000	39,060
090031D	5	Ridgway, Town of		Ridgway	Ouray	Source Water Protection Plan Implementation	\$50,000	866
090003D	3	Rockvale, Town of		Rockvale	Fremont	Distribution / Transmission Lines Construction / Rehabilitation	\$500,000	450
090030D	5	Round Mountain WSD		Westcliffe	Custer	Source Water Protection Plan Implementation	\$15,000	1,056
090069D	3	Southgate WD	Willow Creek HOA	Englewood	Arapahoe	Distribution / Transmission Lines Construction / Rehabilitation; Water Meters	500,000	365
090004D	3	Sunset Metropolitan District		Colorado Springs	El Paso	Construction of New Water Treatment Facilities; Improvement / Expansion of Treatment Facility; Distribution / Transmission Lines Construction / Rehabilitation; Water Storage Facilities; Water Supply Facilities;	\$2,100,000	185
090022D	2	Swink, Town of		Swink	Otero	Improvement / Expansion of Water Treatment Facility; Water Supply Facilities	\$450,000	687
090025D	3	Town of Gardner		Gardner	Huerfano	Water Storage Facilities; Water Supply Facilities	\$100,000	136
090026D	5	Victor, City of	Bull Hill	Victor	Teller	Improvement / Expansion of Water Treatment Facility; Distribution / Transmission Lines Construction / Rehabilitation; Water Storage Facilities; Water Meters; Source Water Protection Plan Implementation	\$500,000	434
090036D	2	Vilas, Town of		Vilas	Baca	Improvement / Expansion of Water Treatment Facility; Water Supply Facilities	\$250,000	147
090035D	2	Wiley, Town of		Wiley	Prowers	Improvement / Expansion of Water Treatment Facility; Water Supply Facilities	\$400,000	461

Total: \$252,901,892

**Appendix B2
Drinking Water Revolving Fund
Deletions from the 2008 Project Eligibility List**

Project Number	Elig Cat	Entity	Project Name	City	County	Project Description	Project Cost (\$)	Pop
050001D	2	Akron, Town of		Akron	Washington	Improvement / Expansion of Water Treatment Facility	\$1,000,000	1,785
960130D	3	Carter Lake Filter Plant WD		Berthoud	Larimer	Improvement / Expansion of Water Treatment Facility	\$12,492,568	50,000
050074D	3	Cascade #1 MD		Cascade	El Paso	New Drinking Water Treatment Plant; Distribution / Transmission Lines Construction / Rehabilitation; Water Meters	\$980,000	1,500
050007D 050007D-2	5	Castle Pines MD		Castle Rock	Douglas	New Regional Water Treatment Facilities; Improvement / Expansion of Water Treatment Facility; Consolidation of Water Treatment Facilities; Connect to Existing Facility; Distribution / Transmission Lines Construction / Rehabilitation	\$10,015,000	3,200
010009D 010009D-2	3	Craig, City of		Craig	Moffat	Improvement / Expansion of Water Treatment Facility	\$9,000,000	9,400
080012D	3	Cucharas SWD		Cucharas	Huerfano	Improvement / Expansion of Existing Water Treatment Facility	\$480,000	200
030023D	3	Fountain Valley Authority		Colorado Springs	El Paso	Improvement / Expansion of Water Treatment Facility	\$1,500,000	65,000
070019D	5	Grace Mar Water District	Grace Mar Water Inc.	Lafayette	Boulder	Improvement / Expansion of Water Treatment Facility; Distribution / Transmission Lines Construction / Rehabilitation; Water Storage Facilities	\$80,000	27
060009D	5	Little Thompson WD		Berthoud	Larimer	Improvement / Expansion of Water Treatment plant; Distribution / Transmission Lines Construction / Rehabilitation.	\$15,000,000	20,000
030070D	4	Longmont, City of		Longmont	Boulder	New Drinking Water Treatment Plant	\$60,000,000	70,000
960067D	3	Lyons, Town of		Lyons	Boulder	Consolidation of Water Treatment Facilities; Distribution / Transmission Lines Construction / Rehabilitation	\$8,000,000	1,617
050041D	3	Pritchett, Town of		Pritchett	Baca	Water Storage Facilities	\$533,000	150
040023D	4	Red Cliff, Town of		Red Cliff	Eagle	Improvement / Expansion of Water Treatment Facility; Distribution / Transmission Lines Construction / Rehabilitation	\$100,000	350
040029D	4	Southeast La Plata Rural WD		Durango	La Plata	Construction of a New Water Treatment Facility; Connect To Existing Facility; Distribution / Transmission Lines Construction / Rehabilitation; Water Storage Facilities; Water Supply Facilities	\$15,048,000	4,900
050052D	1	Vilas, Town of		Vilas	Baca	Improvement / Expansion of Water Treatment Facility; Distribution / Transmission Lines Construction / Rehabilitation; Water Supply Facilities	\$300,000	147

Total: 134,528,568

**APPENDIX C
Drinking Water Revolving Fund
FY 2009 Project Priority / Fundable List**

Project No	Cat	Pts	Facility	County	PWS ID#	Pop	Estimated Project Cost	Actual Loan Amount	DC	Expected/ Actual Loan Date	Term (Yrs)	Loan Type	Interest Rate	Problem Description	Project Description
960102D	1	60	Rye, Town of	Pueblo	151700	202	\$1,040,000		Y	10/2008	30	D	1.75%	System is on a mandatory boil order for inadequately treating Cryptosporidium and Girardia; excess lead concentrations, iron concentrations, radium levels, as well as having various treatment systems without permits rendering those systems unusable.	Improvement / Expansion of Water Treatment Facility; Water Meters
040033D	2	97	Hillrose, Town of	Morgan	144010	275		\$995,097	Y	5/31/2007	30	D	0.0%	Replace aged infrastructure to comply with primary and secondary drinking water standards; improve storage facilities to prevent contamination.	Connection to Morgan Co. Quality WD including well rehabilitation; piping; new treatment facility; storage tank; distribution system with meters and hydrants.
000007D	2	90	East Alamosa WSD	Alamosa	102200	1,432		\$2,000,000	Y	7/24/2008	30	D	0.0%	Exceeding MCL for arsenic	Connection to the City of Alamosa proposed treatment plant including cost sharing of capital costs; a new water supply pipeline for district system; new water tank; pumps; control system and meters.
960061D	2	80	Larkspur, Town of	Douglas	118030	280	\$2,474,500		N	1/2009	20	D	3.75%	Exceeding MCL for radium.	Construction of New Water Treatment Facilities; Improvement / Expansion of Water Treatment Facility; Consolidation of Water Treatment Facilities; Distribution / Transmission Lines Construction / Rehabilitation; Water Storage Facilities; Water Supply Facilities; Water Meters
050021D	2	36	Eckley, Town of	Yuma	163001	278		\$100,000	Y	7/30/2008	30	D	0.0%	Exceeding MCL for arsenic	Treatment plant improvements to remove arsenic.
010017D	2	30	Hotchkiss, Town of	Delta	0115352	960		\$925,000	Y	4/23/2008	20	D	0.0%	Inadequate treatment capacity due to more stringent turbidity regulations.	Construction of a New Water Treatment Facility; Improvement / Expansion of Water Treatment Facility
050056D	3	66	Wiggins, Town of	Morgan	144035	973	\$2,956,000		Y	1/2009	20	L	3.50%	Aging treatment, distribution and supply infrastructure.	Distribution / Transmission Lines Construction / Rehabilitation; Water Storage Facilities; Water Supply Facilities; Water Meters; Land Acquisition
050017D	3	60	Creede, City of	Mineral	140500	424	\$1,250,000		Y	10/2008	30	D	1.75%	Water distribution system suffering from leakage due to freezing and aging materials.	Improvement / Expansion of Water Treatment Facility; Distribution / Transmission Lines Construction / Rehabilitation; Water Storage Facilities
030033D	3	60	Kim, Town of	Las Animas	136400	76	\$118,000	\$118,000	Y	05/30/2008	30	D	0.0%	Water system has difficulty meeting peak day demands and will fail to meet daily demands in the future. Replacement of old transmission lines, portions of the distribution system and meter pit assemblies. Construction a new storage standpipe, bringing two older wells back online, and additional minor upgrades.	Distribution / Transmission Lines Construction / Rehabilitation; Water Storage Facilities; Water Supply Facilities; Water Meters

* Projects will remain on the Project Eligibility List until the project is complete

**APPENDIX C
Drinking Water Revolving Fund
FY 2009 Project Priority / Fundable List**

Project No	Cat	Pts	Facility	County	PWS ID#	Pop	Estimated Project Cost	Actual Loan Amount	DC	Expected/ Actual Loan Date	Term (Yrs)	Loan Type	Interest Rate	Problem Description	Project Description
060011D-2	3	55	Platte Canyon WSD	Jefferson	103614	196	\$475,000	\$475,000	N	7/15/2008	20	D	3.5	Distribution system deficiencies and Total Coliform Rule compliance challenges.	Replace distribution system serving Columbine Townhouses IV, loop lines, add water meters, service lines, taps and fire hydrants.
020024D	3	45	La Veta, Town of	Huerfano	0128500	896		\$1,134,000	N	4/11/2008	30	D	3.75	Aging infrastructure and system fails to meet SWTR treatment requirements for minimum contact time.	Improvement / Expansion of Water Treatment Facility; Distribution / Transmission Lines Construction / Rehabilitation; Water Storage Facilities; Water Supply Facilities
960084D	3	45	Olde Stage WD	Boulder	107582	250	\$150,000		N	10/2008	20	D	3.50%	Aged and deteriorating water storage tank.	Water Storage Facilities
060027D	3	35	Nederland, Town of	Boulder	107538	1,438	\$2,500,000		N	1/2009	20	L	3.50%	Plant has design limiting factors and turbidity issues during spring runoff.	Construction of New Water Treatment Facilities; Improvement / Expansion of Water Treatment Plant; Meters
000015D	3	35	Paonia, Town of	Delta	115601	2,200	\$448,200		Y	01/2009	20	D	1.75%	Water treatment system's bag filtration technology out of compliance with primary drinking water regulations.	Construction of New Water Treatment Facilities; Improvement / Expansion of Water Treatment Facility; Distribution / Transmission Lines Construction / Rehabilitation; Water Storage Facilities; Water Supply Facilities
050025D	3	25	Fraser, Town of	Grand	125288	996	\$1,534,500		N	5/2009	20	D	3.50%	The system is not metered. This creates problems in effectively managing water usage and promoting water conservation.	Installation of approximately 350 water meters, installation and replacement of transmitting units and installation of back-flow prevention devices.
990019D	3	13	Estes Park, Town of	Larimer	135257	5,921	\$5,494,410	\$5,494,410	N	06/12/2008	20	L	3.26%	Ageing WTP technology will not meet future EPA drinking water regulations.	Improvement / Expansion of Water Treatment Facility; Distribution / Transmission Lines Construction / Rehabilitation; Water Storage Facilities
030059D	4	45	Costilla County For San Luis WSD	Costilla	112900	550	\$630,000		Y	1/2009	30	D	0.0%	Minor upgrades and improvements throughout the distribution system.	Improvement / Expansion of Water Treatment Facility; Distribution / Transmission Lines Construction / Rehabilitation; Water Supply Facilities; Water Meters
960105D	5	55	Sedalia WSD	Douglas	118060	220	\$2,525,000		N	1/2009	30	D	3.75%	Replace aged infrastructure for compliance with Total Coliform Rule and upcoming Groundwater Rule.	New chemical feed system, well redevelopment; pump upgrades; new storage tanks; transmission line installation and distribution system improvements including hydrants.
050048D	5	55	Stratton, Town of	Kit Carson	132020	630		\$483,000	Y	12/20/2007	30	D	1.875	Ensure compliance with ground water rule, install disinfection to meet MCLs on coliform, aging distribution system.	Improvement / Expansion of Water Treatment Facility; Distribution / Transmission Lines Construction / Rehabilitation; Water Storage Facilities; Water Supply Facilities;
030002D	5	50	Arriba, Town of	Lincoln	137001	226	\$705,000		Y	1/2009	30	D	0.0%	Inadequate contact time and unable to meet disinfection requirements.	Improvement / Expansion of Water Treatment Facility; Connect To Existing Facility; Distribution / Transmission Lines Construction / Rehabilitation; Water Storage Facilities; Water Meters
050032D	5	40	Las Animas, City of	Bent	0106300	2,758		\$812,000	Y	3/26/2008	30	D	0.0%	Aged transmission and distribution system that may cause contamination if not replaced.	Improvement / Expansion of Existing Water Treatment Plant; Distribution / Transmission Lines Construction / Rehabilitation; Water Storage Facilities; Water Supply Facilities; Water Meters
960087D	5	40	Pagosa Area WSD	Archuleta	104500	17,730	\$7,158,870	\$7,158,870	N	06/12/2008	20	L	3.40%	Aged WTP.	Improvement / Expansion of Water Treatment Facility; Water Supply Facilities
030021D	5	35	Florissant WSD	Teller	160175	220	\$417,700		Y	1/2009	30	D	0.0%	High floride and iron levels, outdated infrastructure, increased demand.	Improvement / Expansion of Water Treatment Facility; Water Supply Facilities

* Projects will remain on the Project Eligibility List until the project is complete

**APPENDIX C
Drinking Water Revolving Fund
FY 2009 Project Priority / Fundable List**

Project No	Cat	Pts	Facility	County	PWS ID#	Pop	Estimated Project Cost	Actual Loan Amount	DC	Expected/ Actual Loan Date	Term (Yrs)	Loan Type	Interest Rate	Problem Description	Project Description
080003D	5	30	Del Norte, Town of	Rio Grande	153200	1,624	\$934,000		Y	10/2008	20	D	0.0%	Only a small number of water customers are metered.	Install water meters throughout the town.
990036D	5	30	Project 7 WA	Montrose	143621	44,504	\$10,000,000		N	11/2008	20	L	4.0%	WTP is not capable of operating at designed capacity due to filtration capacity and raw water flow design obstacles.	Improvement / Expansion of Water Treatment Facility; Water Storage Facilities
030045D-2	5	20	Ordway, Town of	Crowley	113700	1,144	\$114,300	\$114,300	Y	12/21/2007	30	D	0.0%	The water distribution system piping is aging and experiences frequent piping breaks. Portions of the failing water lines are located next to failing pipes of the sewer collection system. Storage Tank is in need of recoating to extent longevity.	Distribution / Transmission Lines Construction / Rehabilitation; Water Storage Facilities

Total: \$40,925,480 \$19,809,677

^DC - Disadvantaged Communities (Y-Yes, N-No)

* Projects will remain on the Project Eligibility List until the project is complete

DRINKING WATER REVOLVING FUND (DWRF)
2009 INTENDED USE PLAN
APPENDIX D - LOAN SUMMARY REPORT AS OF JUNE 30, 2008

DETAIL OF LOANS FINANCED UNDER THE DWRF PROGRAM									
Borrower	Loan Date	Loan Amount	Loan Term (In Years)	Effective Loan Interest	DW SRF Funds Obligated to Loan (a)	State Match Provided for Loan (b)	New Loans Funded or Subsidized with	Percent of State Match Provided to	Loan Type
Grand Lake, Town of	10/29/97	\$ 495,000.00	20	4.500%	\$ 394,988.00	\$ 100,012.00		0.253	DL
Arapahoe Estates WD	10/01/97	1,048,332.75	20	4.150%	388,359.00	98,332.75		0.253	LL
Englewood, City of	10/01/97	15,292,635.61	21	4.140%	5,361,910.00	1,357,635.61		0.253	LL
Fort Collins, City of	10/01/97	10,125,299.77	20	4.120%	3,614,928.00	915,299.77		0.253	LL
Chatfield South WD	07/13/98	728,500.00	20	4.500%	581,310.00	147,190.00		0.253	DL
Left Hand W&SD	09/11/98	188,700.00	20	4.500%	150,574.00	38,126.00		0.253	DL
Buena Vista, Town of	06/01/98	1,324,119.65	20	4.010%	490,204.00	124,119.65		0.253	LL
Fort Morgan, City of	06/01/98	15,433,355.38	21	4.020%	5,641,214.00	1,428,355.38		0.253	LL
Julesburg, Town of	05/01/99	693,000.00	1	4.500%	543,757.00	149,243.00		0.274	DL
La Junta, City of	10/15/99	490,000.00	20	4.500%	384,475.00	105,525.00		0.274	DL
Thunderbird W&SD	06/01/99	285,000.00	20	4.500%	223,623.00	61,377.00		0.274	LL
Aurora, City of	05/01/99	14,999,898.55	15	3.633%	4,751,500.00	1,024,898.55		0.216	LL
Fort Collins, City of	05/01/99	4,998,394.59	20	3.808%	1,870,165.00	403,394.59		0.216	LL
Glenwood Springs, City of	05/01/99	4,999,017.40	19	3.773%	1,710,790.00	369,017.40		0.216	LL
Grand County W&SD	05/01/99	2,998,566.15	19	3.783%	1,036,468.00	223,566.15		0.216	LL
Greeley, City of	05/01/99	14,999,038.36	20	3.802%	5,280,660.00	1,139,038.36		0.216	LL
Julesburg, Town of	05/01/99	994,599.70	20	3.809%	392,210.00	84,599.70		0.216	LL
Left Hand WD	05/01/99	6,571,538.04	20	3.802%	2,139,722.00	461,538.04		0.216	LL
Craig, City of	12/15/00	450,000.00	5	4.000%	353,089.00	96,911.00		0.274	DL
Sedalia W&SD	03/09/00	326,000.00	20	4.500%	255,794.00	70,206.00		0.274	DL
Springfield, Town of	07/28/00	349,470.76	20	4.500%	274,209.00	75,261.76		0.274	DL
Evergreen MD	04/15/00	5,577,981.71	21	4.390%	1,786,069.00	452,981.71		0.254	LL
Fountain Valley Auth	04/15/00	7,607,966.23	21	4.400%	2,633,735.00	667,966.23		0.254	LL
Limon, Town of	04/15/00	1,440,808.84	21	4.410%	436,910.00	110,808.84		0.254	LL
Pueblo Board of WW	04/15/00	9,558,794.83	23	4.600%	2,499,000.00	633,794.83		0.254	LL
Westminster, City of	04/15/00	14,998,357.36	21	4.400%	4,764,452.00	1,208,357.36		0.254	LL
Wellington, City of	11/01/01	1,000,000.00	20	4.000%	716,007.00	283,993.00		0.397	DL
Basalt, Town of	12/19/02	948,245.63	20	4.000%			1,000,000.00	n/a	DL
Dillon, Town of	10/18/02	1,000,000.00	10	4.000%			1,000,000.00	n/a	DL
Hayden, Town of	04/30/02	1,000,000.00	20	4.000%			1,000,000.00	n/a	DL
Thunderbird W&SD	08/27/02	343,684.15	20	4.000%			343,684.15	n/a	DL
Woodland Park, City of	03/13/02	800,000.00	20	4.000%	597,200.00	202,800.00		0.340	DL
Evergreen MD	04/01/02	2,036,129.62	21	4.000%	764,260.00	181,129.62		0.237	LL
Grand Junction, City of	04/01/02	3,566,521.69	21	4.020%	1,082,370.00	256,521.69		0.237	LL
Idaho Springs, City of	04/01/02	2,339,796.89	21	3.990%	906,316.00	214,796.89		0.237	LL
La Junta, City of	04/01/02	9,812,211.15	21	4.000%	3,300,469.00	782,211.15		0.237	LL
Mustang WA	12/08/03	700,000.00	20	4.000%			700,000.00	n/a	DL
Oak Creek, Town of	11/18/03	900,688.96	20	4.000%			900,688.96	n/a	DL
Ouray, City of	12/19/03	1,000,000.00	20	4.000%			1,000,000.00	n/a	DL
Westwood Lakes WD	05/15/03	500,000.00	20	4.000%			500,000.00	n/a	DL
Florence, City of	11/01/03	12,999,092.97	22	3.510%	5,502,502.00	1,304,092.97		0.237	LL
Fountain Valley Auth	06/01/03	3,221,861.82	22	3.030%	1,463,552.00	346,861.82		0.237	LL
Longmont, City of	06/01/03	14,998,044.44	21	3.110%	6,046,601.00	1,433,044.44		0.237	LL
Lyons, Town of	06/01/03	4,915,599.18	22	3.030%	2,196,621.00	520,599.18		0.237	LL
Pinewood Springs WD	07/26/04	123,200.00	20	3.500%			123,200.00	n/a	DL
Swink, Town of	04/20/04	669,000.00	20	3.500%			669,000.00	n/a	DL
Florence, City of	01/25/05	769,899.33	20	3.500%			769,899.33	n/a	DL
Olde Stage WD	06/01/05	100,000.00	20	3.500%			100,000.00	n/a	DL
La Jara, Town of	04/20/05	200,000.00	20	0.000%			200,000.00	n/a	DC
Victor, City of	06/17/05	283,000.00	10	0.000%			283,000.00	n/a	DC
Log Lane Village, Town of	10/14/05	1,000,000.00	30	1.750%			1,000,000.00	n/a	DC
Bristol W&SD	02/08/06	200,000.00	30	0.000%			200,000.00	n/a	DC
Pinewood Springs WD	04/03/06	752,425.00	20	3.500%			752,425.00	n/a	DL
Pritchett, Town of	03/31/06	200,000.00	30	0.000%			200,000.00	n/a	DC
Craig, City of	04/27/06	6,056,378.40	21	3.650%	2,263,200.00	536,378.40		0.237	LL
Little Thompson WD	04/27/06	6,383,774.04	21	3.650%	2,653,055.00	628,774.04		0.237	LL
Sedgwick, Town of	05/15/06	419,000.00	30	0.000%			419,000.00	n/a	DC
Castle Pines MD	05/25/06	2,000,000.00	20	3.750%			2,000,000.00	n/a	DL
Palisade, Town of	05/26/06	2,000,000.00	30	0.000%	1,526,000.00	474,000.00		0.311	DC
Platte Canyon W&SD	06/30/06	400,000.00	20	3.750%			400,000.00	n/a	DL
Bethune, Town of	07/18/06	418,000.00	30	0.000%			418,000.00	n/a	DC
Ralston Valley W&SD	08/09/06	1,300,000.00	20	3.750%			1,300,000.00	n/a	DL
Boone, Town of	08/15/06	514,297.00	30	0.000%			514,297.00	n/a	DC
Walden, Town of	09/06/06	900,000.00	25	1.750%			900,000.00	n/a	DC
Castle Pines MD	11/06/06	250,000.00	20	3.750%			250,000.00	n/a	DL

DRINKING WATER REVOLVING FUND (DWRF)
2009 INTENDED USE PLAN
APPENDIX D - LOAN SUMMARY REPORT AS OF JUNE 30, 2008

DETAIL OF LOANS FINANCED UNDER THE DWRF PROGRAM (Cont'd)									
Borrower	Loan Date	Loan Amount	Loan Term (In Years)	Effective Loan Interest	DW SRF Funds Obligated to Loan (a)	State Match Provided for Loan (b)	New Loans Funded or Subsidized with	Percent of State Match Provided to	Loan Type
Alamosa, City of	11/02/06	11,865,062.50	20	3.420%	4,683,808.00	1,110,062.50		0.237	LL
Arapahoe County W&SD	11/02/06	16,049,975.43	15	3.310%	6,223,525.00	1,474,975.43		0.237	LL
Cottonwood W&SD	11/02/06	9,996,005.27	20	3.420%	3,801,710.00	901,005.27		0.237	LL
Palisade, Town of	11/02/06	3,976,045.10	21	3.470%	1,502,300.00	356,045.10		0.237	LL
Cucharas S&WD	11/29/06	269,000.00	20	3.750%			269,000.00	n/a	DL
Genoa, Town of	12/20/06	175,000.00	30	0.000%			175,000.00		DC
Ordway, Town of	12/20/06	200,000.00	30	0.000%			200,000.00		DC
Hillrose, Town of	05/31/07	995,097.00	30	0.000%			995,097.00		DC
Stratton, Town of	12/20/07	483,000.00	30	1.875%			483,000.00		DC
Ordway, Town of	12/21/07	114,300.00	30	0.000%			114,300.00		DC
Las Animas, City of	03/26/08	812,000.00	30	0.000%			812,000.00		DC
La Veta, Town of	04/11/08	1,134,000.00	30	1.875%			1,134,000.00		DC
Hotchkiss, Town of	04/23/08	925,000.00	20	0.000%			925,000.00		DC
Kim, Town of	05/30/08	118,000.00	30	0.000%			118,000.00		DC
Estes Park, Town of	06/12/08	5,494,410.09	20	3.260%	2,761,224.00	654,410.89		0.237	LL
Pagosa Area W&SD	06/12/08	7,158,869.96	20	3.400%	3,223,080.00	763,869.96		0.237	LL

SUMMARY OF DW SRF LOANS MADE BY TYPE OF LOAN									
Loan Type	No. of Loans Financed	Total Amount of Financing Assistance-Loans	Average Loan Life (In Years)	Weighted Average Loan Rate	Total DW SRF Funds Obligated (a)	Total State Match Funds Provided (b)	New Loans Funded or Subsidized with DW SRF Reloan Monies (c)	No. of Loans Financed with Reloan Monies (c)	Percent of Loans Funded With Reloan Monies (c)
DIRECT LOANS (DC)	19	\$11,090,694	28	0.57%	\$1,526,000	\$474,000	\$9,090,694	19	100.00%
DIRECT LOANS (DL)	29	\$18,831,814	18	3.97%	\$4,475,026	\$1,330,645	\$13,077,897	17	58.62%
LEVERAGED LOANS (LL)	33	\$253,838,483	20	3.77%	\$93,172,889	\$22,168,484	\$0	0	0.00%
TOTAL FOR PROGRAM	81	\$283,760,991	22	3.66%	\$99,173,915	\$23,973,129	\$22,168,591	36	44.44%

SUMMARY OF DW SRF LOANS MADE EACH FISCAL YEAR									
Fiscal Year	No. of Loans Financed	Total Amount of Financing Assistance-Loans	Average Loan Life (In Years)	Weighted Average Loan Rate	Total DW SRF Funds Obligated (a)	Total State Match Funds Provided (b)	New Loans Funded or Subsidized with DW SRF Reloan Monies (c)	No. of Loans Financed with Reloan Monies (c)	Percent of Loans Funded With Reloan Monies (c)
1997	4	26,961,268	20.3	4.14%	\$9,760,185	\$2,471,280	\$0	0	0.0%
1998	4	17,674,675	20.3	4.04%	\$6,863,302	\$1,737,791	\$0	0	0.0%
1999	10	52,029,053	17.4	3.77%	\$18,333,370	\$4,022,198	\$0	0	0.0%
2000	8	40,309,380	19.0	4.44%	\$13,003,258	\$3,316,288	\$0	0	0.0%
2001	1	1,000,000	20.0	4.00%	\$716,007	\$283,993	\$0	0	0.0%
2002	9	21,846,589	19.3	4.00%	\$6,650,615	\$1,637,459	\$3,343,684	4	44.4%
2003	8	39,235,287	20.9	3.30%	\$15,209,276	\$3,604,598	\$3,100,689	4	50.0%
2004	2	792,200	20.0	3.50%	\$0	\$0	\$792,200	2	100.0%
2005	5	2,352,899	20.0	2.04%	\$0	\$0	\$2,352,899	5	100.0%
2006	21	64,324,963	24.0	3.22%	\$22,653,598	\$5,481,241	\$7,997,722	14	66.7%
2007	3	1,592,397	30.0	0.57%	\$0	\$0	\$1,592,397	3	100.0%
2008	6	15,642,280	25.0	2.84%	\$5,984,304	\$1,418,281	\$2,989,000	4	66.7%
TOTAL	81	283,760,991	21.3	3.66%	\$99,173,915	\$23,973,129	\$22,168,591	36	44.4%

Borrower Abbreviations Clarification:

Auth = Authority
MD= Metropolitan District
S&WD = Sanitation & Water District
WA = Water Authority
WD = Water District
W&SD = Water and Sanitation District
WW = Water Works

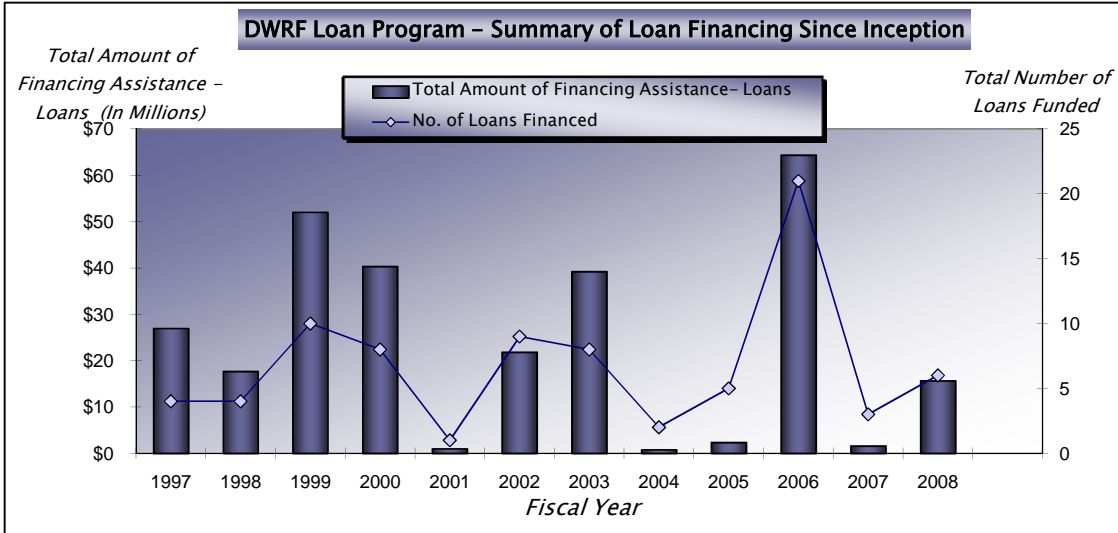
Type of Loan:

LL = Leveraged Loan - Funded from bond proceeds
DL = Direct Loan - Funded from available sources: (1) Authority state funds, (2) Grant Funds or (3) Drinking Water SRF Reloan funds.
DC = Disadvantage Community Loans

Explanation of DW SRF Loan Funding and/or Subsidization

(a) DW SRF Funds = Drinking Water State Revolving Fund - Received from EPA Capitalization Grant Awards
(b) State Match Funds = (Required 20% match for Each Dollar Received From EPA Grants from State Funds) - Provided Mainly from Authority Funds
(c) Reloan Monies = Recycled DW SRF funds - No State Match Required
In 2002, the DWRF program began funding all direct loans with DW SRF Reloan Monies

DRINKING WATER REVOLVING FUND (DWRf)
2009 INTENDED USE PLAN
APPENDIX D - LOAN SUMMARY REPORT AS OF JUNE 30, 2008



STATE DIRECT LOAN PROGRAM				
Borrower	Loan Date	Amount of Loan	Loan Term	Loan Rate
Idledale W&SD	07/10/95	\$250,000	20 YEARS	4.500%
Fairplay #1, Town of	08/01/95	250,000	20 YEARS	4.500%
Minturn, Town of	08/11/95	300,000	20 YEARS	4.500%
Empire, Town of	08/24/95	331,432	20 YEARS	4.500%
Elizabeth, Town of	10/01/95	500,000	20 YEARS	4.500%
Lake Creek MD	01/12/96	500,000	20 YEARS	4.500%
Fraser, Town of	04/15/96	200,000	5 YEARS	4.500%
Baca Grande, W&SD	02/01/96	500,000	10 YEARS	4.500%
Firestone, Town of	06/13/96	95,000	10 YEARS	4.500%
Nunn, Town of	08/12/96	330,260	20 YEARS	4.500%
Lochbuie, Town of	08/28/96	351,889	20 YEARS	4.500%
Lyons, Town of	08/19/96	500,000	21 YEARS	4.500%
Bayfield, Town of	11/15/96	350,000	20 YEARS	4.500%
Fairplay #2, Town of	07/30/97	200,000	20 YEARS	4.500%
Idaho Springs, Town of	10/15/97	500,000	20 YEARS	4.500%
Westlake W&SD	08/19/97	250,000	20 YEARS	4.500%
Redstone W&SD	12/01/97	410,000	20 YEARS	4.500%
TOTAL STATE DIRECT LOANS FUNDED		\$5,818,581		
NUMBER OF NON-SRF DIRECT LOANS FUNDED:		17		

DRINKING WATER REVOLVING FUND (DWRF)
2009 INTENDED USE PLAN
APPENDIX E1 - SET-ASIDE ACTIVITY **
From Inception through June 30, 2008

SET -ASIDE ACTIVITY

Set-Aside	Set Aside Allocation from Grants Through June 30, 2008	Set Aside Funds Transferred (To)/From Loan Fund or Other Set Asides	Set Aside Funds Expended Through June 30, 2008	Balance available	Set Aside Allocations from the 2009 Grant	Total Funds Available for State Fiscal Year 2009	Set Aside Reserved Through 2008	Set Aside Reserved FFY08 Allotment	Total Set-Aside Reserved
Grant Administration	\$6,187,304		(\$3,513,547)	\$2,673,757	\$574,000	\$3,247,757	\$0	\$0	\$0
State Program:									
> PWS Supervision	8,452,628		(6,450,174)	2,002,454	1,435,000	3,437,454	0	0	0
> Source Water Protection	0		0	0		0	0	0	0
> Capacity Development	0		0	0		0	0	0	0
> Operator Certification	0		0	0		0	0	0	0
Small System Tech. Asst.	3,093,652	(281,532)	(1,272,038)	1,540,082	287,000	1,827,082	0	0	0
Local Assistance:									
> Loan Assistance for SWP	0		0	0		0	0	0	0
> Capacity Development	11,813,641	(970,860)	(6,725,404)	4,117,377	1,435,000	5,552,377	0	0	0
> Source Water Assessment	1,678,410	(18,345)	(1,660,065)	0		0	0	0	0
> Wellhead Protection	5,695,017		(3,100,204)	2,594,813	717,500	3,312,313	0	0	0
In-kind Services		150,000	(150,000)	0		0			
TOTALS	\$36,920,652	(\$1,120,737)	(\$22,871,432)	\$12,928,483	\$4,448,500	\$17,376,983	\$0	\$0	\$0

ADMINISTRATIVE FEES COLLECTED AND EXPENDED								
DWRF Administrative Fee Account Activity through June 30, 2008								
Transfers to State Match Holding Account	Loan Fees Collected	Grant Funds Drawn	Investment Income plus Other Transfers In (a)	Admin Fees Expended	Balance Available	Anticipated Collection for 07/01/08 - 06/30/09 *	Anticipated Administrative Fee Funds Available	
(2,200,519)	13,110,792	3,513,547	1,647,104	(10,340,436)	5,730,489	2,240,521	7,971,010	

* Based on loans issued as of 06/30/08

** Cash basis

(a) Includes a \$398,397.24 transfer from the WPCRF program Administrative Fee Account (May, 2008) See narration for further information.

DRINKING WATER REVOLVING FUND (DWRf) LOAN PROGRAM
2009 INTENDED USE PLAN (IUP)
APPENDIX E2 - FUNDS AVAILABLE TO THE DWRf LOAN PROGRAM

SOURCES	Cumulative Total from Inception through June 30, 2008	Projected For Time Period July 1, 2008 - December 31, 2008	Projected For Time Period January 1, 2009 - December 31, 2009	Cumulative Total Through December 31, 2009
Federal Capitalization Grants	\$ 154,682,600	\$ -	\$ 14,350,000	\$ 169,032,600
less: Set-asides	(35,799,915)	-	(4,448,500)	(40,248,415)
State Match:				
Appropriation/Agency Cash - Committed	30,936,520	-	2,870,000	33,806,520
Agency Cash for CWSRF transfer	-	-	-	-
Leveraging Bonds Proceeds	231,670,000	9,101,099	46,615,383	287,386,482
Plus /(Less) Additional Principal from DW Refundings	(230,000)	-	-	(230,000)
Leveraged Loans Repayments:				
Principal (1)	54,324,586	4,540,472	9,609,227	68,474,285
Interest	30,018,075	2,372,593	4,741,633	37,132,301
Principal (2) (State Match)	4,902,132	430,995	898,287	6,231,414
Direct Loans Repayments:				
Principal	4,408,523	550,018	1,227,443	6,185,984
Interest	1,765,282	164,696	319,908	2,249,886
Federal Funds Deallocation (from DSRF)	16,896,393	4,525,872	3,811,904	25,234,169
Fees Deposited to the DWRf	-	-	-	-
Interest Income on Investments	32,596,841	2,490,532	4,925,395	40,012,768
Transfer (to)/from Clean Water SRF Grant program **	-	-	(10,000,000)	(10,000,000)
TOTAL SOURCES	526,171,037	24,176,277	74,920,680	625,267,994
USES				
Loans Executed:				
Direct	29,922,508	7,487,200	6,000,000	43,409,708
Leveraged	253,838,483	10,250,000	52,500,000	316,588,483
Grant Funds Committed to Loans	93,172,889	4,847,685	24,829,606	122,850,180
Leveraging Bond Debt Service				
Principal	48,250,000	9,080,000	9,595,000	66,925,000
Interest	58,995,851	4,082,262	8,028,214	71,106,327
Net Effect of Accum Investment Interest and Loan				
Repayments Held / (Used) for Payment of Debt Service	7,048,600	(4,560,862)	1,720,145	4,207,883
Funds Available / (Provided) for New Loans	34,942,706	(7,010,008)	(27,752,285)	180,413
TOTAL USES	\$ 526,171,037	\$ 24,176,277	\$ 74,920,680	\$ 625,267,994

* All amounts for this schedule are cash basis.

** This schedule is based on the assumption that \$10,000,000 of Drinking Water SRF Grant funds will be transferred to the WPCRF program in 2009.

DRINKING WATER REVOLVING FUND (DWRF)
2009 INTENDED USE PLAN
APPENDIX E3 - ADMINISTRATIVE FEE ACCOUNT

Administrative Fee Account Activity as of June 30, 2008 *							
	For Year Ending December 31,					as of	TOTAL
	Inception-2003	2004	2005	2006	2007	June 30, 2008	
Sources:							
Loan Fees	\$ 5,089,917	\$ 1,602,662	\$ 1,665,264	\$ 1,701,524	\$ 2,016,955	\$ 1,087,187	\$ 13,163,509
Grant Income	1,770,289	336,362	359,611	424,383	433,436	189,466	3,513,547
Investment Interest	90,288	28,969	99,664	201,694	281,977	111,870	814,462
Advanced Admin. Fee (a)			115,081	-	-		115,081
Other (b)	273,430	-	2,500	-	-	398,397	674,327
Total Sources	7,223,924	1,967,993	2,242,120	2,327,601	2,732,368	1,786,920	18,280,926
Uses:							
Grant Admin. Expenses	(5,092,678)	(1,113,941)	(927,446)	(957,208)	(1,030,499)	(705,843)	(9,827,615)
State Match Reimb.	-	-	-	-	-	-	-
Planning & Design Grants	-	-	(94,883)	(91,815)	(65,465)	(36,483)	(288,646)
Reimbursed State Match (c)	(120,914)	(112,743)	(226,072)	(193,047)			(652,776)
State Match Provided					(341,400)	(1,440,000)	(1,781,400)
Other	-	-	-	-	-	-	-
Total Uses	(5,213,592)	(1,226,684)	(1,248,401)	(1,242,070)	(1,437,364)	(2,182,326)	(12,550,437)
Net cash flows for year	2,010,332	741,309	993,719	1,085,531	1,295,004	(395,406)	
Previous year-end balance	-	2,010,332	2,751,641	3,745,360	4,830,891	6,125,895	
Balance	\$ 2,010,332	\$ 2,751,641	\$ 3,745,360	\$ 4,830,891	\$ 6,125,895	\$ 5,730,489	

Estimated Administrative Fee Account Activity *							
For Time Period:	Loan Fees	Grant Income	Grant Admin. Exp. & P&D	State Match Provided	State Match Reimb. (c)	Inv. Interest & Other (b)	Balance at 12/31/09
> 07/01/08 - 12/31/08	\$ 1,111,497	\$ 253,718	\$ (635,605)	\$ -	\$ (5,500,000)	\$ (164,325)	
> Fiscal Year 2009	\$ 2,287,953	\$ 571,500	\$ (1,534,400)	\$ -		\$ 190,400	\$ 2,311,228

* Cash Basis

(a) Advanced Admin Fee source: This source of funds is received at the closing of the issuance of refunding bonds to cover the cost of current and future administration of refunding bond issues.

(b) Prior to 2004, most of these funds were provided from the State Funded Direct Loan Program's Administrative Fee Account and from the Drinking Water Funding Account to cover administrative costs incurred at the beginning of the SRF program. Beginning in 2008, certain DWRF grant administrative costs incurred by the Authority are being paid from funds transferred from the WPCRF administrative fee account.

(c) Reimbursed State Match - The Authority Board of Directors authorized the reimbursement of certain state match funds provided from the Authority (DWRF Funding Account) from loan funds received in the DWRF Administrative Fee Account.

APPENDIX F
Eligible and Ineligible Projects and Project-Related Costs
Under the Drinking Water State Revolving Loan Fund (DWRf) Program

EXAMPLES OF ELIGIBLE PROJECTS AND PROJECT RELATED COSTS

- ◆ Projects that address present Safe Drinking Water Act (SDWA) exceedances
- ◆ Projects that prevent future SDWA exceedances (applies only to regulations in effect)
- ◆ Projects to replace aging infrastructure
 - Rehabilitate or develop drinking water sources (excluding reservoirs, dams, dam rehabilitation and water rights) to replace contaminated sources
 - Install or upgrade drinking water treatment facilities if the project would improve the quality of drinking water to comply with primary or secondary SDWA standards
 - Install or upgrade storage facilities, including finished water reservoirs, to prevent microbiological contaminants from entering the water system
 - Install or replace transmission and distribution piping to prevent contamination caused by leaks or breaks, or to improve water pressure to safe levels
 - Install meters
- ◆ Projects to restructure and consolidate water supplies to rectify a contamination problem, or to assist systems unable to maintain SDWA compliance for financial or managerial reasons (assistance must ensure compliance)
- ◆ Projects that purchase a portion of another system's capacity, if such purchase will cost-effectively rectify a SDWA compliance problem
- ◆ Land acquisition
 - ◆ Land must be integral to the project (i.e., needed to meet or maintain compliance and further public health protection such as land needed to locate eligible treatment or distribution facilities)
 - ◆ Acquisition must be from a willing seller
- ◆ Note: The cost of complying with the Uniform Relocation Assistance and Real Property Acquisition Policies Act of 1970 (the Uniform Act) is an eligible cost.
- ◆ Planning (including required environmental assessment reports), design, and construction costs associated with eligible projects.

APPENDIX F
Eligible and Ineligible Projects and Project-Related Costs
Under the Drinking Water State Revolving Loan Fund (DWRFL) Program
(continued)

EXAMPLES OF INELIGIBLE PROJECTS AND PROJECT RELATED COSTS

- ◆ Dams, or rehabilitation of dams
- ◆ Water rights, except if the water rights are owned by a system that is being purchased through consolidation as part of a capacity development strategy
- ◆ Reservoirs, except for finished water reservoirs and those reservoirs that are part of the treatment process and are located on the property where the treatment facility is located
- ◆ Drinking water monitoring costs
- ◆ Operation and maintenance costs
- ◆ Projects needed mainly for fire protection
- ◆ Projects for systems that lack adequate technical, managerial and financial capability, unless assistance will ensure compliance
- ◆ Projects for systems in significant noncompliance under the SDWA. Unless funding will ensure compliance
- ◆ Projects primarily intended to serve future growth

APPENDIX G
DEPARTMENT OF PUBLIC HEALTH AND ENVIRONMENT
WATER QUALITY CONTROL COMMISSION
5 CCR 1002-54
REGULATION NO. 54
DRINKING WATER GRANT FUND

54.1 AUTHORITY

Section 25-1.5-208, C.R.S., as amended, provides authority for the Drinking Water Grant Fund to provide financial assistance to eligible public water systems (PWS). Section 25-1.5-208(1)(b) provides that the Water Quality Control Commission (Commission) shall promulgate rules for the administration of any appropriated grant funds and for prioritizing projects based upon public health impact and compliance with applicable regulations.

54.2 PURPOSE

The purpose of the Drinking Water Grant Fund is to provide financial assistance to governmental agencies and not-for-profit public water systems as well as to counties representing unincorporated areas serving populations of not more than 5,000 people. Eligible projects include consolidation, planning, design and/or construction of water treatment systems.

An annual Intended Use Plan (IUP) is developed by the Water Quality Control Division (Division) and approved by the Commission. The IUP provides information about how the state will assist communities with their drinking water needs. Included in the IUP is the Project Eligibility List, which is a comprehensive list identifying drinking water project needs.

The project priority system is intended to establish priorities for the grant fund that protect and improve the public health and safety through increased reliability of drinking water supplies in Colorado.

54.3 DEFINITIONS

Section 1.5 of the Colorado Primary Drinking Water Regulations (CPDWR) contains additional definitions that may apply to this rule.

- (1) "Beneficial Use" - The use of water treatment plant sludge in conjunction with wastewater treatment plant sludge to act as a soil conditioner or low grade fertilizer for the promotion of vegetative growth on land and that meet the requirements of the state Biosolids Regulations.
- (2) "Consolidation" - A proposed new construction or expansion of a drinking water supply system that will eliminate one or more existing water supply or treatment works. A letter of intent or a resolution adopted by the project participants must be provided to the Division to guarantee the facilities will consolidate.
- (3) "Governmental Agencies" - Departments, Divisions, or other units of state government, special districts, water conservation districts, metropolitan water districts, conservancy districts, irrigation districts, municipal corporations, counties, cities and other political subdivisions, the United States

or any agency thereof, and any agency, commission, or authority established pursuant to an interstate compact or agreement.

- (4) "Health Hazard" - A situation where the Division has identified a maximum contaminant level (MCL) violation or a treatment technique violation. Funding for these projects must result in compliance with existing standards.
 - (a) An acute health hazard includes violations of Surface Water Treatment Rule (SWTR) treatment technique requirements, bacteriological standards, and nitrite/nitrate levels. Acute contaminant health effects can occur immediately or within a short period of time.
 - (b) A chronic health hazard includes violations of all MCLs (other than those listed as acute) or SWTR treatment technique requirements. Chronic contaminant health effects occur after years of exposure.
 - (c) A potential health hazard includes a situation where a PWS has periodically exceeded an MCL, has levels greater than 50 percent of an MCL on a regular basis, or has short term problems meeting a treatment technique requirement.
- (5) "Not-For-Profit Public Water Systems" - PWSs that are operated by entities such as homeowners associations that are registered as a nonprofit association or nonprofit corporation with the Colorado Secretary of State.
- (6) "Other Future Needs" - Those needs in situations where a facility is beyond the useful/design life and is in need of equipment replacement, rehabilitation or repair in order to maintain compliance or further the public health protection goals of the Safe Drinking Water Act.
- (7) "Project" A specific improvement to a public water system that may include planning, design, construction or consolidation.
- (8) "Public Water System" - (PWS) A system for the provision to the public of piped water for human consumption, if such system has at least fifteen service connections or regularly serves at least twenty-five individuals. Such term includes:
 - (a) Any collection, treatment, storage, and distribution facilities under control of the operator of such system and used primarily in connection with such system; and
 - (b) Any collection or pretreatment storage facilities not under such control, which are used primarily in connection with such system.
- (9) "Source Water Protection" - Structural or nonstructural source water protection activities done in addition to area delineation and contaminant assessment.
- (10) "Water Conservation" - Any structural or nonstructural water conservation measure that achieves a reduction in water consumption for a PWS or a publicly owned treatment works. Structural measures shall include installation of interior low-flow plumbing fixtures that are distributed and/or installed by the PWS or that are funded in whole or in part by the PWS and water meters that are funded and owned by the PWS. Nonstructural measures shall include but are not necessarily limited to: incentives for previously installed low-flow fixtures, leak detection or infiltration/inflow programs, public awareness, public education, and incentive water service charges.

54.4 INTENDED USE PLAN PROCEDURES

The Division is required to develop an IUP including a comprehensive list of eligible projects. Annually the Division will conduct a statewide survey of infrastructure needs to identify projects for Project Eligibility

List. The Division shall recommend the IUP to the Commission for final agency action at a public hearing, and shall also provide for public notice and an opportunity to comment.

The IUP shall include:

- (1) The Project Eligibility List,
- (2) Criteria and method used for distribution of funds,
- (3) Drinking Water Grant Fund Activities, and
- (4) Drinking Water Grant Fund Goals

54.5 PROJECT ELIGIBILITY LIST

The Project Eligibility List is the comprehensive list of eligible projects showing current and future infrastructure needs. Each year the Division shall review, update and compile additions and modifications to the Project Eligibility List and recommend such additions and modifications to the Commission.

Project Eligibility List Categories are determined based on information provided by the applicant during the Annual Eligibility List Survey process. If sufficient funds are not available to fund all requests projects will be funded in priority order. However, exceptions for funding out of priority order shall be allowed due to one or more of the following reasons:

- (1) The entity is not ready to proceed with the project;
- (2) The entity does not wish to participate in the grant fund, or they have received funding from other sources;
- (3) The entity (on the list) had an emergency situation occur during the funding year; or
- (4) The entity is not approved for funding because of technical deficiencies.

54.6 PRIORITY SYSTEM

All PWSs with identified infrastructure needs may be included in one of the categories listed below.

(1) Eligible Project Criteria

Categories were developed to emphasize the most immediate public health and compliance issues. Projects on the Project Eligibility List will be classified by category 1, 2, 3, 4, or 5 below, with "1" being the highest priority. Project Eligibility List Categories are determined based on information provided by the applicant during the Annual Eligibility List Survey process. Based upon receipt and review of a Preliminary Engineering Report and a grant application, the assigned Eligibility List Category may be revised, during the prioritization process, to more accurately reflect the proposed project.

(2) Categories By Priority Ranking

- (a) 1 - Acute Health Hazard. The Division has identified continuous violation of an acute maximum contaminant level (MCL) or a surface water treatment rule (SWTR) treatment technique requirement.
- (b) 2 - Chronic (long term) Health Hazard. The Division has identified a continuous violation of an MCL or an SWTR treatment technique requirement for a chronic contaminant.
- (c) 3 - Potential Acute Health Hazard. The PWS has periodically exceeded an acute MCL, has levels greater than 50 percent of an acute MCL on a regular basis, or has short term

problems meeting an SWTR treatment technique requirement that can be controlled temporarily by operational means.

- (d) 4 - Potential Chronic Health Hazard. The PWS has periodically exceeded a chronic MCL, has levels greater than 50 percent of a chronic MCL on a regular basis, or has short term problems meeting other treatment technique requirements.
- (e) 5 - Other Future Needs. The PWS is beyond the useful/design life and is in need of equipment replacement, rehabilitation or repair, in order to maintain compliance or further the public health protection goals of the Safe Drinking Water Act.

(3) Priority Point Assignments Within Each Category

If it is determined that the Drinking Water Grant Program Fund lacks sufficient funds to cover requests for all eligible projects that are ready to proceed, projects will be funded beginning with the highest priority categories. Category 1 projects will be funded prior to Category 2 projects, which will be funded prior to Category 3 projects, which will be funded prior to Category 4 projects, which will be funded prior to Category 5 projects.

Within each category, projects will be further prioritized using the following Priority Point Assignments.

- (a) Population. Points shall be assigned to a PWS based on the following schedule of population served by the project, with emphasis given to small communities:

25 to 1,000	20 points
1,001 to 3,300	15 points
3,301 to 10,000	10 points
Over 10,000	5 points
- (b) Financial Need. Points shall be assigned to a PWS in accordance with the following "financial need criteria:"
 - (i) Ability to pay (annual water service fee as a % of median household income):

over 3%	20 points
over 2%; up to 3%	15 points
over 1%; up to 2%	10 points
 - (ii) Local burden (total project cost per equivalent residential tap):

Over \$5,000	20 points
Over \$3,500	15 points
Over \$2,000	10 points
- (c) Consolidation. Fifteen points shall be assigned to a PWS if the project includes consolidating two or more PWS.
- (d) Water Conservation. Five points shall be assigned to a PWS if the PWS implements a water conservation measure.
- (e) Source Water Protection. Two points shall be assigned to a PWS if the governmental agency implements source water protection measures.

- (f) Beneficial Use of Sludge. Two points shall be assigned to a PWS if the governmental agency intends to utilize water treatment plant sludge for a beneficial use as defined herein.
- (g) Health Risk. To further clarify the ranking of PWS projects, the Division shall assign up to twenty points for PWS health risks. Determination of the health risk will be made based upon the type and level of contaminant present within categories.

54.7. FUNDING CRITERIA

Funding is dependent upon appropriations from the State Legislature and will be provided for eligible projects that may include consolidation costs, planning, design and/or construction costs. Funding may be provided when:

- (1) The public water system is ready to proceed with the project; and
- (2) A grant application is submitted to the Division by the deadline established in the annual IUP. The Division shall submit the application to the Division of Local Government for its review and determination of financial need; and
- (3) Funds are available. If it is determined that the Drinking Water Grant Program Fund lacks sufficient funds to cover grants for all eligible projects that are ready to proceed, projects will be funded beginning with the highest priority categories.

Grant funds cannot be used to reimburse for costs related to fees and/or penalties assessed by the Division.

54.8-54.9 RESERVED

54.10 STATEMENT OF BASIS AND PURPOSE

These rules establish a system to administer grant funds and to provide for a mechanism to prioritize eligible projects. The rules allow lower priority drinking water systems to receive funding ahead of systems with higher priority if the higher priority system does not apply for the funding or is not ready to proceed with its project.

The Drinking Water Grant Program will provide financial assistance to governmental agencies and not-for-profit public water systems serving populations of not more than 5,000 people for projects including consolidation, planning, design and/or construction of public water systems.

The Drinking Water Grant Program Plan, which includes eligible projects, will be developed by the WQCD and submitted to the Board of Health (Board) once each year. A public will be held by the Board to receive input on the Plan. Following the meeting, any changes will be incorporated and the final Plan shall be approved by the Board.

These rules are similar to those adopted by the Board for the Drinking Water Revolving Fund. The rules are also similar to those adopted by the Water Quality Control Commission (Commission) for the Water Pollution Control Revolving Fund and the Domestic Wastewater Treatment Grant Program. The rule adoption authority for wastewater rests with the Commission while the drinking water rules are adopted under the authority of the Board of Health.

54.11 STATEMENT OF BASIS AND PURPOSE (JULY 14, 2008 RULEMAKING, EFFECTIVE DATE JANUARY 1, 2009)

Sections 25-1.5-208 and 25-1.5-208(1)(b) C.R.S. provide the specific statutory authority for adoption of the attached regulatory amendments. The Commission also adopted, in compliance with section 24-4-103(4) C.R.S. the following statement of basis and purpose.

BASIS AND PURPOSE

Changes to Section 25-1.5-208 C.R.S. moved the authority for promulgating rules and approving the annual intended use plan from the Colorado Board of Health to the Water Quality Control Commission (Commission). Updates to these rules reflect this change in authority.

Changes to the Rules have also been made that streamline the Intended Use Plan process. The categorization and prioritization system that is included in the Drinking Water Revolving Loan Fund Rules have been incorporated into the Drinking Water Grant Program Rules. These revisions will enable the Division to develop one Intended Use Plan and Project Eligibility List, that will be used for both the grant and loan funds.

ADDENDUM #1

**STATE OF COLORADO
2009**

**DRINKING WATER REVOLVING FUND
AND
STATE DRINKING WATER GRANT FUND**

INTENDED USE PLAN

May 29, 2009

ADDENDUM # 1

**COLORADO DEPARTMENT OF PUBLIC HEALTH AND ENVIRONMENT
WATER QUALITY CONTROL DIVISION**

**Drinking Water Revolving Fund
And
State Drinking Water Grant Fund**

**2009 Intended Use Plan
AMERICAN RECOVERY AND REINVESTMENT ACT (ARRA) OF 2009**

TABLE OF CONTENTS

A. Introduction 1

B. List of ARRA Projects 1

C. Criteria and Methods for Distributing ARRA Funds 2

D. ARRA Interest Rates and Loan/Loan Forgiveness Terms 4

E. Green Infrastructure, Water or Energy Efficiency Improvements, and other Environmentally Innovative Activities 4

F. Administrative Expenses 5

G. ARRA Short and Long-term Goals 6

H. Additional Federal Requirements 6

I. Public Review and Comments 7

Appendix J – Category 6 Additions to the 2009 Project Eligibility List
Appendix K– ARRA Project Priority/Fundable List for 2009
Appendix L – Project Category Ranking for Potential ARRA Funding

Addendum #1

Colorado Department of Public Health and Environment Drinking Water Revolving Fund And State Drinking Water Grant Fund

2009 Intended Use Plan AMERICAN RECOVERY AND REINVESTMENT ACT (ARRA) OF 2009

A. INTRODUCTION

The purpose of this addendum is to provide public notice of Colorado's implementation criteria for the American Recovery and Reinvestment Act of 2009 (ARRA) funds, and to provide the United States Environmental Protection Agency (EPA) with an amended 2009 Intended Use Plan (IUP) and a List of ARRA Projected Loans for 2009 in order to seek a federal grant award under the ARRA. The initial 2009 IUP was approved by the Colorado Water Quality Control Commission (WQCC) on November 10, 2008 with an effective date of January 1, 2009.

This addendum supplements and amends the initial 2009 IUP that took effect on January 1, 2009. This addendum adds new drinking water capital projects that may be eligible for funds that have been appropriated to Colorado under the ARRA. Any conflict between the initial 2009 IUP and this addendum, if such conflict relates to ARRA funds, shall be resolved in favor of this addendum. The amended 2009 IUP will serve as the planning document for the operations of the Drinking Water Revolving Fund (DWRF) (including the ARRA funds), and will become effective immediately upon WQCC approval.

Final EPA guidance concerning ARRA funds indicates that States' amended IUPs should include the following:

- A Project Eligibility List (PEL) of projects in the State that are eligible for assistance under section 1452 (b)(3)(B) of the Safe Drinking Water Act (SDWA) and are to be assisted pursuant to the plan.
- The list must include the name of the public water system, a description of the project, the category assigned to the project, the expected terms of financial assistance, and the size of the community served.
- In addition, the IUP must contain a description of the intended uses of the 50% additional subsidization reserve and the 20% provision for "green infrastructure" projects.
- The Project/Priority Fundable List must contain eligible projects where the total cost of assistance requested is at least equal to the amount of the grant being applied for before a grant can be awarded.
- The Project/Priority Fundable List must also contain a comprehensive list of projects that may receive Drinking Water Revolving Fund assistance from the supplemental appropriation provided under the ARRA or from other sources.
- The criteria and method established for the distribution of funds.

B. LIST OF ARRA PROJECTS

States are required to develop a comprehensive list of eligible projects for funding and to identify projects that will receive funding. The 2009 DWRF and State Drinking Water Grant Fund PEL was previously approved by the WQCC on November 10, 2008. The previously approved list includes Categories 1-5, and illustrates the current construction needs for all identified eligible drinking water projects, including source water projects, water conservation projects, and water treatment plant sludge projects.

To further ensure that all additional funds appropriated to Colorado under the ARRA are fully utilized, the WQCC held a rulemaking hearing on March 9, 2009. The WQCC amended WQCC Regulation #52 (5 CCR 1002-52) and established an additional category (Category 6) of eligible projects for potential

funding. The projects being added are listed as Category 6 projects in the Additions to the 2009 Project Eligibility List (Appendix J). Category 6 additions include those projects that are seeking funding under the ARRA and that were not already on the PEL as of January 1, 2009. Projects in Categories 1-5 that qualify for ARRA funds will be given consideration prior to funding of Category 6 projects.

Based on the information received by May 14, 2009, including Preliminary Engineering Reports, Loan Applications, and Technical Managerial and Financial Capacity Assessment Worksheets, the WQCD developed Appendix K - ARRA Project Priority/Fundable List for 2009.

C. CRITERIA AND METHODS FOR DISTRIBUTING ARRA FUNDS

1. Application and Other Administrative Deadlines

In accordance with the ARRA, priority for ARRA funds shall be given to projects on the PEL that are ready to proceed to construction within 12 months of the date of enactment of the ARRA. Colorado has chosen to identify an earlier date of September 30, 2009. Thus, in Colorado, projects that are ready to proceed to construction by September 30, 2009 will receive priority for ARRA funds. Applicants for ARRA funding must indicate in their application whether they have a ready-to-proceed-to-construction date on or before September 30, 2009.

The State must demonstrate that it can fully utilize its ARRA appropriation, in order to avoid the possibility of EPA reallocating such funds to other States. It is therefore imperative that recipients of ARRA funds consistently demonstrate that they are on track to commence construction by September 30, 2009. Colorado has adopted interim milestones to achieve this objective. If an applicant for ARRA funds fails to meet any of these milestones, it will not receive ARRA funding, and any funds available to that project will go towards the next project on the Project Priority/Fundable List. The State will not execute a loan for any ARRA project that has not received all required WQCD approvals. The milestones are as follows:

March 23, 2009: Submit an approvable Preliminary Engineering Report (PER) along with a completed PER checklist.

April 27, 2009: Submit a stimulus loan application and complete Technical, Managerial and Financial Capacity Assessment worksheets and applicable documentation.

May 31, 2009: Submit a complete/approvable Engineering Report in accordance with the Design Criteria for Potable Water Systems
<http://www.cdphe.state.co.us/wq/engineering/pdf/DesignCriteriaPotableWaterSystem.pdf>.
The Engineering Report must be approved by WQCD prior to submittal of Plans and Specifications.

June 30, 2009: Submit complete/approvable Plans and Specifications (in accordance with the Design Criteria for Potable Water Systems) and an Environmental Assessment Report, or proof that the project qualifies as a categorical exclusion from the environmental assessment process.

July 31, 2009: Fully respond to any WQCD questions and comments.

September 30, 2009: Complete bidding process, issue Notice to Proceed, and begin construction.

Should a project fail to meet the construction start date of September 30, funds will be reallocated, or the WQCD reserves the right to determine if there is sufficient cause for the delay and that the delay will not preclude use of the ARRA funds by the federal statutory deadline. The WQCD would need to approve any change order associated with

the delay. If the ARRA funds are reallocated any Category 1-5 projects will be eligible for prioritization for SRF funding.

Should additional federal ARRA funds become available through EPA's reallocation of unused funds from other States, Colorado intends to seek additional ARRA allocation and will provide EPA a list of additional projects that are ready to proceed to construction from the List of ARRA Projected Loans for 2009, prioritized using the criteria set forth herein.

2. Funding Categorization and Prioritization

Colorado uses a categorization and prioritization system to ensure the efficient and appropriate allocation of federal SRF monies. The State will employ this system in connection with ARRA funds, and projects will be funded in a priority order as outlined below. The State's existing PEL consists of six categories, with Category 6 recently added:

Project Priority System

Colorado's project priority system is set forth in the DWRF Rules, Regulation #52. The Rules include the following categories by priority ranking:

Priority 1 Acute Health Hazard:

The WQCD has identified continuous violation of an acute maximum contaminant level (MCL) or a surface water treatment rule (SWTR) treatment technique requirement.

Priority 2 Chronic (Long Term) Health Hazard:

The WQCD has identified a continuous violation of an MCL or an SWTR treatment technique requirement for a chronic contaminant.

Priority 3 Potential Acute Health Hazard:

The public water system (PWS) has periodically exceeded an acute MCL, has levels greater than 50 percent of an acute MCL on a regular basis, or has short-term problems meeting an SWTR treatment technique requirement that can be controlled temporarily by operational means.

Priority 4 Potential Chronic Health Hazard:

The PWS has periodically exceeded a chronic MCL, has levels greater than 50 percent of a chronic MCL on a regular basis, or has short-term problems meeting other treatment technique requirements.

Priority 5 Other Future Needs:

The PWS is beyond the useful/design life and is in need of equipment replacement, rehabilitation or repair, in order to maintain compliance or further the public health protection goals of the SDWA.

Priority 6 Funding under ARRA (Category 6):

Includes those projects that seek funding only under ARRA and that were not already on the PEL as of January 1, 2009. Projects in Categories 1-5 that qualify for funding under ARRA will be given consideration prior to funding of Category 6 projects.

The State will use its existing point system within WQCC Regulation #52 to prioritize projects within each category. See 5 CCR 1002-52, § 52.6(4). If it is determined that the State lacks sufficient ARRA funds to cover loans and loan subsidization for all eligible projects, Category 1 projects that are ready to proceed to construction will be funded prior to Category 2 projects, which will be funded prior to Category 3 projects, which will be funded prior to Category 4 projects, which will be funded prior to Category 5 projects, which will be funded prior to Category 6 projects - until all funds are obligated.

D. ARRA INTEREST RATES AND LOAN/LOAN FORGIVENESS TERMS

The following ARRA loan/loan forgiveness terms have been adopted by the Colorado Water Resources and Power Development Authority (Authority) Board:

<u>Background:</u>	Pursuant to the ARRA, not less than 50% of the ARRA funds will be applied to principal forgiveness as set forth below. It is the intention of this IUP that the balance of ARRA funds beyond approximately 50% will be made available through loans without principal forgiveness.
<u>Loan Term:</u>	Up to 20 Years plus the construction period (except for those DWRP loans that would qualify as disadvantaged could go up to 30 years).
<u>Interest Rate ARRA Loans:</u>	ARRA loans will be issued at an interest rate of 0%.
<u>Administrative Fees on ARRA Loans:</u>	No administrative fees will be charged on ARRA funded loans.
<u>Principal Forgiveness:</u>	Principal forgiveness of up to \$2,000,000 per project will be provided to the highest prioritized projects until such time as the amount of ARRA funds so applied is not less than 50% of the total ARRA funds available; recognizing, however, that depending upon the costs and priority list order of individual projects funded by ARRA funds, the total applied to principal forgiveness may slightly exceed 50%. Project cost in excess of \$2,000,000 for individual projects funded by ARRA funds will not be eligible for principal forgiveness.

For unobligated capitalization grant funds and re-loan funds, additional subsidization from the current loan program terms, including lower direct loan interest rates and lower leveraged loan interest rates, will be considered by the Authority, Department of Local Affairs, the WQCD and the WQCC.

E. GREEN INFRASTRUCTURE, WATER OR ENERGY EFFICIENCY IMPROVEMENTS, AND OTHER ENVIRONMENTALLY INNOVATIVE ACTIVITIES

The ARRA requires that, to the extent there are sufficient eligible project applications, not less than 20% of the ARRA funds appropriated to a State shall be used for projects to address green infrastructure, water or energy efficiency improvements, or other environmentally innovative activities.

The State will rely upon the definitions of the terms "green infrastructure," "water efficiency," "energy efficiency," and "environmentally innovative projects" as found in Attachment 8 to EPA's ARRA Guidance dated March 2, 2009, to guide its administration of the ARRA's green projects component. The general terms "green projects" and "green components of projects" as used herein are intended to include all of these categories of projects. The WQCD will also rely upon the project descriptions and examples of qualifying projects contained in Attachment 8 to EPA's Guidance in determining whether certain projects meet EPA's green project criteria. The WQCD will also consider any subsequent policy and/or guidance provided by EPA in making green project determinations. The WQCD will document the bases for each of its determinations that individual projects (or components of projects) meet EPA's green project criteria.

The following is a description of how the State will strive to achieve the ARRA's 20% green projects funding goal within the framework of the category ranking system for projects established in Regulation #52 and this IUP. Upon receipt of the ARRA capitalization grant from EPA, Colorado will reserve 20% of the appropriated funds to finance green projects. This account will be referred to as the "Green Project

Reserve Account." The remaining 80% of the appropriated funds may be used to finance both conventional (non-green) projects and green projects. This account will be referred to as the "Unrestricted Account."

The WQCD will begin by offering funding to the highest ranking Category 1 project on the Project Eligibility List (PEL) that is ready to proceed to construction, and will continue down the list in order of project ranking until the Unrestricted Account is entirely utilized. Green projects or green components of projects will be funded from the Green Project Reserve Account, while conventional projects and conventional components of projects will be funded from the Unrestricted Account.

Once the funds in the Unrestricted Account are fully utilized, the WQCD will make a concerted effort to expend any and all remaining monies in the Green Project Reserve Account by funding only green projects or green components of projects. This may lead to certain conventional projects being "skipped over" in an effort to achieve the 20% green infrastructure goal. It may also result in split funding of some projects whereby the green components are eligible for ARRA funding and the conventional components are eligible for other State financial assistance. Entities offered ARRA funding for the green components of their projects must be ready to make an immediate decision as to whether they wish to accept the condition that the ARRA-specific requirements (i.e. the Davis-Bacon wage rate and "Buy American" provisions) will apply to all State-funded components of their projects. If an entity is not willing to accept this condition, then the WQCD will move to the next project on the PEL to offer funding. This process of proceeding down the PEL in priority order to identify green projects or green components of projects will continue until all funds in the Green Project Reserve Account have been utilized.

In the event the State cannot meet the 20% goal due to lack of green projects that are ready to proceed to construction by the September 30, 2009 deadline, then the State will request permission from EPA (through the certification process in Section V.C. of EPA's Guidance) to allow use of any remaining funds in the Green Project Reserve Account for conventional projects. If EPA accepts the State's certification thereby allowing such conversion of funds, the WQCD would offer funding to the first conventional project on the PEL that was skipped after the Unrestricted Account funds were fully utilized, and would proceed down the list from that point.

In the event that the State receives additional ARRA funds in the future, the priority ranking system contained in the Regulations and this IUP, along with any additional formal EPA Guidance, shall serve as the system for administering such funds.

F. ADMINISTRATIVE EXPENSES

A 4 percent administrative allocation from the ARRA funds is being reserved for DWRF administrative expenses. This revenue supports compliance with all federal requirements (i.e., reporting requirements, financial reviews, loan approvals, audit requirements, engineering document reviews, environmental document reviews, design review, construction inspection, monitoring, staff salary and other eligible expenses related to ARRA).

The WQCD intends to use the full 2% Small System Training and Technical Assistance (SSTTA) set-aside (\$687,040.) The WQCD will provide planning and design grants (up to \$25,000 per grant) and/or grants for planning studies that include a pilot project which addresses removal of radionuclides (up to \$50,000 per grant). In addition, a portion of the set-aside funding will be used for contractual support for administering the SSTTA grants.

The intent of the SSTTA grant program is to assist small systems with costs associated with planning/design of systems and for pilot projects associated with the removal of radionuclides in drinking water. The following criteria will need to be met:

- Population is under 10,000, and

- The 2000 median household income (MHI) is less than the state median (the 2000 MHI for the state is \$47,203) **or** current or post project water monthly rates are equal to or greater than the state average (current year, State monthly average for water - \$29.73), and
- Non-governmental entities must be in “Good Standing” with the Secretary of State, and
- Non-governmental entities must show proof of at least \$1,000,000 liability insurance with CDPHE named as co-insured

SSTTA Grants will be awarded to those systems identified on the 2009 Drinking Water Revolving Fund and State Drinking Water Grant Fund Intended Use Plan. Specifically:

Appendix B Drinking Water Revolving Fund 2009 Project Eligibility List or
Appendix H Drinking Water Grant Program 2009 Private, Not For Profit Project Eligibility List

Applications must be submitted by July 1, 2009, and projects will be funded in priority order using the Priority Systems criteria included in the 2009 Drinking water Revolving Fund and State Drinking Water Grant Fund Intended Use Plan. These grants do not require a match but are not necessarily intended to cover all of the costs associated with the project.

G. ARRA SHORT AND LONG-TERM GOALS

Long-Term Goals:

- Maintain compliance with all state and federal requirements of the ARRA.
- Maintain compliance with the requirement of the 50 percent additional subsidization of the ARRA funds.
- Maintain compliance with the 20 percent utilization of the green infrastructure, water or energy efficiency improvements, or other environmentally innovative technologies provisions of the ARRA.
- Maintain compliance with all new reporting requirements of the ARRA.

Short-Term Goals:

- Ensure the funds are prioritized and allocated in a manner that will achieve an overall economic and environmental benefit to the State.
- Allocate all ARRA funds within a time frame that will ensure all funds will be fully utilized.
- Ensure all recipients of the ARRA funds are in construction in a timely manner that will comply with the Act.
- Identify additional ready to proceed projects to utilize additional reallocated ARRA funds should they become available.

H. ADDITIONAL FEDERAL REQUIREMENTS

The ARRA includes a number of new cross-cutting requirements that will apply to projects funded in part or in whole with funds made available by the ARRA. Accordingly, applicants for ARRA funds must certify in their applications that their projects will comply with the following requirements (or submit a justification for a waiver under the ARRA):

1. Davis-Bacon

Section 1606 of the ARRA requires all laborers and mechanics employed by contractors and sub contractors on projects funded directly by or assisted in whole or in part by and through the Federal Government pursuant to the Act shall be paid wages at rates not less than those prevailing on projects of a character similar in the locality as determined by the Secretary of Labor.

The purpose of this language is to apply Davis-Bacon Act wage rules to all assistance agreements made in whole or in part with funds appropriated under the ARRA. The Department of Labor provides all pertinent information related to compliance with labor standards, including prevailing wage rates and instructions for reporting.

2. American Iron, Steel, and Manufactured Goods

Section 1605 of the ARRA requires that none of the appropriated funds may be used for the construction, alteration, maintenance, or repair of a public building or public work unless all of the iron, steel, and manufactured goods used in the project is produced in the United States unless (a) a waiver is provided to the recipient by EPA or (b) compliance would be inconsistent with United States obligations under international agreements. In order to receive a waiver, the State must send a written request to the EPA Administrator. A decision will be made based on the following criteria:

- a. The requirement is inconsistent with the public interest for purposes of the project for which a waiver has been requested,
- b. Iron, steel, and necessary manufactured goods are not produced in the United States in sufficient and reasonably available quantities and of a satisfactory quality, and
- c. Inclusion of iron, steel, and manufactured goods produced in the United States will increase the overall cost of the project by more than 25 percent.

I. PUBLIC REVIEW AND COMMENT

- On January 30, 2009, the WQCC filed and posted a notice of a March 9th public Rulemaking Hearing to consider revisions to the WQCC's State Revolving Fund Regulations for inclusion of provisions necessary to implement the ARRA requirements. On the same day, the WQCC posted notice of a March 9th public Administrative Action Hearing to consider approval of revisions to the 2009 IUP for purposes of implementing ARRA funding requirements. On February 2, 2009, these notices were distributed to a list of persons who have requested notification of WQCC rulemaking hearings. The notices were also sent to all persons on the WQCD's Water Quality Bulletin distribution list.
- On February 3, 2009, the WQCD distributed a survey to all entities on the Water Quality Information Bulletin distribution list, to all governmental entities listed on the 2009 eligibility list for which the WQCD had electronic contact information, to a stakeholder list compiled during recent consideration of a potential fee bill, to all Regional Councils of Government, and to the Department of Local Affairs, soliciting requests from interested parties to add Category 6 projects to the PEL, with a deadline of February 13, 2009. The survey was also posted on the WQCD website and the Colorado Water Resources and Power Development Authority website.
- On February 5, 2009, the WQCC posted the proposed revisions to the State Revolving Fund Rules for consideration in the March 9, 2009 Rulemaking Hearing.
- On February 27, 2009, the WQCC filed and posted a notice of an April 13th public Rulemaking Hearing to consider any additional revisions to the WQCC's State Revolving Fund Regulations that may be needed to implement ARRA requirements. On the same day, the WQCC posted notice of an April 13th public Administrative Action Hearing to consider additional revisions to the 2009 IUP for purposes of implementing ARRA funding requirements to be described in forthcoming final EPA Guidance. These notices were distributed in the same manner as the initial January 30, 2009 notices.
- On March 3, 2009, the WQCC posted notice of slight changes to the initial proposal for revisions to the State Revolving Fund Regulations. The WQCC also posted the text of the WQCD's proposal dealing with administration of ARRA funds (Addendum #1 to the 2009 IUP).

- On March 6, 2009, the WQCC posted notice of proposed revisions to the March 3 version of Addendum #1 to the IUP (mainly to include specific funding terms from the Colorado Water Resources and Power Development Authority).
- On March 9, 2009, the WQCC conducted a public Rulemaking Hearing during which it considered and adopted the WQCD's proposal to revise the State Revolving Fund Regulations to include a new Category 6 for projects seeking funding under the ARRA which were not on the PEL prior to January 1, 2009. On the same day, the WQCC conducted a public Administrative Action Hearing during which it approved the WQCD's proposed Addendum #1 to the IUP and addition of the Category 6 projects to the PEL.
- On March 20, 2009, the WQCC posted notice of a May 11th public Administrative Action Hearing to consider approval of proposed additional revisions to 2009 IUP, to identify projects potentially receiving funding.
- On April 13, the WQCC conducted a public Administrative Action Hearing during which it considered and approved the WQCD's additions to Addendum #1 to the IUP (mainly dealing with administration of the Green Project Reserve Fund).
- On May 11, with a continuation to May 29, 2009, the WQCC conducted a public Administrative Action Hearing during which it considered and approved the WQCD's additions to Addendum #1 to the IUP including information about the use of the Small System Training and Technical Assistance set-aside funds, Appendix K – ARRA Project Priority/Fundable List for 2009 and the adoption of Appendix L – Project Category Ranking for Potential ARRA Funding

Appendix J
Drinking Water Revolving Fund
Category 6 Additions to the 2009 Project Eligibility List

Project Number	Elig Cat	Entity	Project Name	City	County	Project Description	Project Cost (\$)	Pop
090088D	6	Academy Water & Sanitation District		Colorado Springs	El Paso	Water Storage Facilities	\$42,000	1,200
090131D	6	Aurora, City of	Holbrook Reservoir Enlargement	Aurora	Otero	Water Storage Facilities	\$23,000,000	314,000
090132D	6	Aurora, City of	Rampart Parallel Pipeline Phase 1	Aurora	Arapahoe & Douglas	Green Infrastructure, water efficiency improvements or other environmentally innovative projects.	\$40,000,000	314,000
090133D	6	Aurora, City of	Valco Gravel Pit Storage	Aurora	Otero	Green Infrastructure, water efficiency improvements or other environmentally innovative projects.	\$7,000,000	314,000
090151D	6	Aurora, City of		Aurora	Arapahoe	Green Infrastructure, water efficiency improvements or other environmentally innovative projects.	\$12,000,000	314,000
090099D	6	Bailey Water & Sanitation District	Bailey to Conifer DW Project	Denver	Park and Jefferson	Construction of New Water Treatment Facilities; Water Storage Facilities; Distribution / Transmission Lines Construction / Rehabilitation	\$10,665,424	50,000
090071D	6	Blue Mountain Water District		Golden	Jefferson	Improvement / Expansion of Existing Water Treatment Plant; Water Storage Facilities	\$700,000	380
090086D	6	Blue Valley Metropolitan District		Silverthorne	Grand	Improvement / Expansion of Existing Water Treatment Plant; Construction / Rehabilitation of Distribution / Transmission Lines; Water Storage Facilities	\$416,709	375
090115D	6	Boulder, City of		Boulder	Boulder	Water Supply Facilities	\$33,000,000	115,000
090112D	6	Brush, City of		Brush	Morgan	Distribution / Transmission Lines Construction / Rehabilitation	\$877,750	5,471
090085D	6	Buena Vista, Town of		Buena Vista	Chaffee	Distribution / Transmission Lines Construction / Rehabilitation; Water Meters	\$1,766,490	2,589
090077D	6	Canon City, City of		Canon City	Fremont	Water Supply Facilities; Water Meters	\$1,529,400	34,800
090058D	6	Carbondale, Town of		Carbondale	Garfield/Pitkin	Distribution / Transmission Lines Construction / Rehabilitation; Water Supply Facilities; Green Infrastructure, water efficiency improvements or other environmentally innovative projects	\$3,280,000	6,000
090094D	6	Castle Rock, Town of		Castle Rock	Douglas	Improvement / Expansion of Existing Water Treatment Plant; Distribution / Transmission Lines Construction / Rehabilitation; Water Supply Facilities; Water Meters; Green Infrastructure, water efficiency improvements or other environmentally innovative projects.	\$3,200,000	46,000
090065D	6	Cherokee Metropolitan District		Colorado Springs	El Paso	Distribution / Transmission Lines Construction / Rehabilitation	\$10,000,000	18,000
090096D	6	Cortez, City of		Cortez	Montezuma	Construction of New Water Treatment Facilities; Water Storage Facilities; Distribution / Transmission Lines Construction / Rehabilitation; Water Storage Facilities	\$870,000	8,800
090102D	6	Craig, City of		Craig	Moffat	Distribution / Transmission Lines Construction / Rehabilitation; Water Storage Facilities; Water Meters	\$1,350,000	9,300
090084D	6	Crestview Water and Sanitation District		Denver	Adams	Construction / Rehabilitation of Distribution / Transmission Lines	\$575,000	17,000
090049D	6	DeBeque, Town of	Schlumberger Campus	DeBeque	Mesa	Water Storage Facilities	\$600,000	1,200
090038D	6	Delta County	Ginters Grove Domestic Water Corporation	Cedaredge	Delta	Distribution / Transmission Lines Construction / Rehabilitation	\$350,000	90
090116D	6	Delta, City of		Delta	Delta	Distribution / Transmission Lines Construction / Rehabilitation; Water Storage Facilities	\$8,108,000	8,400
090042D	6	Denver, City of		Denver	Denver	Improvement / Expansion of Existing Water Treatment Plant; Water Supply Facilities; Distribution / Transmission Lines Construction / Rehabilitation	\$33,900,000	571,848
090078D	6	Dillon Valley Water and Sanitation District		Crawford	Summit	Improvement / Expansion of Existing Water Treatment Plant; Water Meters	\$2,600,000	2,700
090125D	6	Donala Water & Sanitation District		Colorado Springs	El Paso	Distribution / Transmission Lines Construction / Rehabilitation; Water Storage Facilities	\$9,092,000	5,700
090055D	6	Durango, City of		Durango	La Plata	Green Infrastructure, water efficiency improvements or other environmentally innovative projects	\$1,500,000	19,000

Appendix J
Drinking Water Revolving Fund
Category 6 Additions to the 2009 Project Eligibility List

Project Number	Elig Cat	Entity	Project Name	City	County	Project Description	Project Cost (\$)	Pop
090140D	6	Eagle, Town of		Eagle	Eagle	Distribution / Transmission Lines Construction / Rehabilitation	\$1,970,000	6,200
090141D	6	Eagle, Town of		Eagle	Eagle	Distribution / Transmission Lines Construction / Rehabilitation	\$2,015,000	6,200
090142D	6	Eagle, Town of		Eagle	Eagle	Construction of New Water Treatment Facilities	\$20,400,000	6,200
090143D	6	Eagle, Town of		Eagle	Eagle	Water Storage Facilities	\$495,000	6,200
090144D	6	Eagle, Town of		Eagle	Eagle	Improvement / Expansion of Existing Water Treatment Plant	\$1,970,000	6,200
090098D	6	East Larimer County Water District		Ft Collins	Larimer	Distribution / Transmission Lines Construction / Rehabilitation	\$4,250,000	16,693
090128D	6	Edgemont Ranch Metropolitan District		Durango	La Plata	Improvement / Expansion of Existing Water Treatment Plant; Water Storage Facilities	\$2,250,000	925
090136D	6	Empire, Town of		Empire	Clear Creek	Water Supply Facilities	\$444,000	400
090070D	6	Englewood, City of		Englewood	Arapahoe	Improvement / Expansion of Existing Water Treatment Plant; Distribution / Transmission Lines Construction / Rehabilitation; Water Storage Facilities	\$5,150,000	30,000
090106D	6	Erie, Town of		Erie	Weld	Improvement / Expansion of Existing Water Treatment Plant;	\$60,000	17,000
090050D	6	Estes Park, Town of	Colorado Big Thompson Project	Estes Park	Larimer	Distribution / Transmission Lines Construction / Rehabilitation	\$1,300,000	5,720
090126D	6	Evergreen Metropolitan District		Evergreen	Jefferson	Distribution / Transmission Lines Construction / Rehabilitation; Water Storage Facilities; Water Meters	\$3,100,000	18,428
090082D	6	Ft. Morgan, City of		Ft Morgan	Morgan	Improvement / Expansion of Existing Water Treatment Plant; Water Meters	\$330,000	12,000
090044D	6	Garden Valley Water & Sanitation District		Colorado Springs	El Paso	Water Storage Facilities	\$25,000	2,000
090123D	6	Georgetown, Town of		Georgetown	Clear Creek	Water Meters	\$277,000	1,400
090053D	6	Goodman Point Water District		Cortez	Montezuma	Distribution / Transmission Lines Construction / Rehabilitation; Water Storage Facilities	\$1,260,000	75
090045D	6	Granby, Town of	Moraine Park Water System	Granby	Grand	Consolidation of Water Treatment Facilities; Distribution / Transmission Lines Construction / Rehabilitation	\$510,000	550
090090D	6	Granby, Town of		Granby	Grand	Construction of New Water Treatment Facilities; Water Storage Facilities; Consolidation of Water Treatment Facilities; Improvement / Expansion of Existing Water Treatment Plant; Distribution / Transmission Lines Construction / Rehabilitation; Green Infrastructure, water efficiency improvements or other environmentally innovative projects	\$6,882,000	1,200
090107D	6	Grand County Water & Sanitation District #1		Winter Park	Grand	Improvement / Expansion of Existing Water Treatment Plant; Connect To Existing Facility; Distribution / Transmission Lines Construction / Rehabilitation; Green Infrastructure, water efficiency improvements or other environmentally innovative projects.	\$1,800,000	3,500
090092D	6	Grand Junction, City of		Grand Junction	Mesa	Distribution / Transmission Lines Construction / Rehabilitation	\$2,750,000	40,000
090114D	6	Grand Lake, Town of		Grand Lake	Grand	Consolidation of Water Treatment Facilities; Water Storage Facilities	\$1,550,000	7,250
090039D	6	Greeley, City of	Bellvue Project	Greeley	Weld	Improvement / Expansion of Existing Water Treatment Plant; Distribution / Transmission Lines Construction / Rehabilitation	\$7,250,000	96,540
090040D	6	Greeley, City of		Greeley	Weld	Improvement / Expansion of Existing Water Treatment Plant; Distribution / Transmission Lines Construction / Rehabilitation; Water Storage Facilities; Water Supply Facilities	\$3,140,000	96,540

Appendix J
Drinking Water Revolving Fund
Category 6 Additions to the 2009 Project Eligibility List

Project Number	Elig Cat	Entity	Project Name	City	County	Project Description	Project Cost (\$)	Pop
090041D	6	Greeley, City of	Eight Street Gravel Pit	Greeley	Weld	Distribution / Transmission Lines Construction / Rehabilitation	\$1,630,000	96,540
090146D	6	Gypsum, Town of		Gypsum	Eagle	Improvement / Expansion of Existing Water Treatment Plant	\$1,500,000	4,000
090147D	6	Gypsum, Town of		Gypsum	Eagle	Water Supply Facilities; Green Infrastructure, water efficiency improvements or other environmentally innovative projects.	\$855,000	4,000
090061D	6	Haxtun, Town of		Haxtun	Phillips	Improvement / Expansion of Existing Water Treatment Plant	\$30,000	982
090068D	6	Highland Lakes Water District		Divide	Teller	Water Supply Facilities	\$100,000	
090117D	6	Idaho Springs, City of		Idaho Springs	Clear Creek	Green Infrastructure, water efficiency improvements or other environmentally innovative projects.	\$200,000	1,885
090100D	6	Indian Hills Water District		Indian Hills	Jefferson	Construction of New Water Treatment Facilities; Water Storage Facilities	\$375,000	1,100
090129D	6	Kiowa, Town of		Kiowa	Elbert	Construction of New Water Treatment Facilities; Connect To Existing Facility; Distribution / Transmission Lines Construction / Rehabilitation; Water Supply Facilities	\$470,000	618
090054D	6	Lafayette, City of		Lafayette	Boulder	Improvement / Expansion of Existing Water Treatment Plant	\$1,050,000	27,000
090111D	6	Lake Creek Metropolitan Water District		Edwards	Eagle	Improvement / Expansion of Existing Water Treatment Plant; Distribution / Transmission Lines Construction / Rehabilitation; Green Infrastructure, water efficiency improvements or other environmentally innovative projects.	\$507,000	350
090060D	6	Las Animas, City of		Las Animas	Bent	Green Infrastructure, water efficiency improvements or other environmentally innovative projects	\$200,000	2,758
090105D	6	Little Thompson Water District		Berthoud	Boulder, Larimer, Weld	Distribution / Transmission Lines Construction / Rehabilitation	\$360,000	20,000
090135D	6	Little Thompson Water District		Ft Morgan	Morgan	Water Supply Facilities	\$400,000	7,100
090108D	6	Lochbuie, Town of		Lochbuie	Weld	Distribution / Transmission Lines Construction / Rehabilitation	\$1,268,000	5,200
090081D	6	Longmont, City of		Longmont	Boulder	Improvement / Expansion of Existing Water Treatment Plant; Distribution / Transmission Lines Construction / Rehabilitation	\$3,220,000	86,000
090047D	6	Louviers Water & Sanitation District		Louviers	Douglas	Improvement / Expansion of Existing Water Treatment Plant; Distribution / Transmission Lines Construction / Rehabilitation; Water Supply Facilities	\$836,000	238
090149D	6	Loveland, City of		Loveland	Larimer	Improvement / Expansion of Existing Water Treatment Plant; Distribution / Transmission Lines Construction / Rehabilitation; Water Storage Facilities; Green Infrastructure, water efficiency improvements or other environmentally innovative projects.	\$550,000	63,000
090113D	6	Lyons, Town of		Lyons	Boulder	Distribution / Transmission Lines Construction / Rehabilitation	\$245,000	1,895
090051D	6	Mancos, Town of		Mancos	Montezuma	Water Meters	\$350,000	1,300
090057D	6	Mid Valley Metropolitan District		Basalt	Eagle	Improvement / Expansion of Existing Water Treatment Plant; Water Storage Facilities; Water Supply Facilities	\$440,000	3,400
090083D	6	Minturn, Town of		Minturn	Eagle	Improvement / Expansion of Existing Water Treatment Plant; Distribution / Transmission Lines Construction / Rehabilitation	\$11,000,000	1,200
090069D	6	Monte Vista, City of		Monte Vista	Rio Grande	Distribution / Transmission Lines Construction / Rehabilitation	\$1,705,000	4,700
090074D	6	Morrison Creek Metropolitan Water & Sanitation District		Oak Creek	Routt	Distribution / Transmission Lines Construction / Rehabilitation; Water Supply Facilities	\$3,300,000	800

Appendix J
Drinking Water Revolving Fund
Category 6 Additions to the 2009 Project Eligibility List

Project Number	Elig Cat	Entity	Project Name	City	County	Project Description	Project Cost (\$)	Pop
090124D	6	Mt Werner Water & Sanitation District		Steamboat Springs	Routt	Water Storage Facilities	\$1,500,000	5,000
090087D	6	Nederland, Town of		Nederland	Boulder	Distribution / Transmission Lines Construction / Rehabilitation; Water Meters	\$460,000	1,650
090063D	6	New Castle, Town of		New Castle	Garfield	Distribution / Transmission Lines Construction / Rehabilitation; Green Infrastructure, water efficiency improvements or other environmentally innovative projects	\$850,000	3,800
090104D	6	North Lincoln Water & Sanitation District		Denver	Adams	Distribution / Transmission Lines Construction / Rehabilitation	\$400,000	700
090048D	6	Norwood, Town of	Norwood Water Commission	Norwood	San Miguel	Improvement / Expansion of Existing Water Treatment Plant; Distribution / Transmission Lines Construction / Rehabilitation; Water Storage Facilities	\$7,399,370	1,500
090046D	6	Ovid, Town of		Ovid	Sedgwick	Water Supply Facilities	\$372,850	330
090062D	6	Palisade, Town of		Palisade	Mesa	Green Infrastructure, water efficiency improvements or other environmentally innovative projects	\$527,000	3,000
090072D	6	Palmer Lake, Town of		Palmer Lake	El Paso	Water Storage Facilities	\$500,000	2,330
090091D	6	Parkville Water District		Leadville	Lake	Distribution / Transmission Lines Construction / Rehabilitation	\$1,830,500	6,000
090076D	6	Perry Park Water & Sanitation District		Larkspur	Douglas	Improvement / Expansion of Existing Water Treatment Plant	\$2,000,000	3,315
090093D	6	Pinewood Springs Water District		Lyons	Larimer	Water Meters	\$49,000	800
090052D	6	Rangely, Town of		Rangely	Rio Blanco	Water Supply Facilities	\$350,000	2,100
090150D	6	Resource Colorado Water & Sanitation Metropolitan District	2050 Green Prairie Program Rangeview MD	Lakewood	Weld, Adams, Arapahoe	Construction of New Water Treatment Facilities; Distribution / Transmission Lines Construction / Rehabilitation; Water Storage Facilities; Green Infrastructure, water efficiency improvements or other environmentally innovative projects.	\$65,600,000	70,000
090101D	6	Rockvale, Town of		Rockvale	Fremont	Water Storage Facilities	\$174,733	426
090097D	6	Ruedi Shores Metropolitan District		Glenwood Springs	Eagle	Distribution / Transmission Lines Construction / Rehabilitation; Water Storage Facilities; Water Supply Facilities; Water Meters	\$2,682,000	180
090067D	6	Saguache, Town of		Saguache	Saguache	Green Infrastructure, water efficiency improvements or other environmentally innovative projects	\$45,000	578
090109D	6	Security Water District		Colorado Springs	El Paso	Water Storage Facilities; Consolidation of Water Treatment Facilities	\$11,714,000	18,000
090134D	6	Sedalia Water & Sanitation District		Sedalia	Douglas	Construction of New Water Treatment Facilities	\$750,000	215
090137D	6	So Adams County Water & Sanitation District	Emergency Power Supply	Commerce City	Adams	Improvement / Expansion of Existing Water Treatment Plant	\$215,500	65,000
090138D	6	So Adams County Water & Sanitation District	Water Line Extension	Commerce City	Adams	Distribution / Transmission Lines Construction / Rehabilitation	\$300,000	65,000
090139D	6	So Adams County Water & Sanitation District	Chlorine Analyzers	Commerce City	Adams	Improvement / Expansion of Existing Water Treatment Plant	\$140,000	65,000
090079D	6	Somerset Domestic Waterworks District		Somerset	Gunnison	Water Meters	\$16,500	100
090103D	6	St Mary's Glacier Water & Sanitation District		Denver	Clear Creek	Water Supply Facilities	\$120,000	350
090095D	6	Steamboat Springs, City of		Steamboat Springs	Routt	Distribution / Transmission Lines Construction / Rehabilitation	\$400,000	6,000
090127D	6	Strasburg Water & Sanitation District		Strasburg	Arapahoe	Improvement / Expansion of Existing Water Treatment Plant; Consolidation of Water Treatment Facilities; Water Meters	\$150,000	2,500
090080D	6	Thornton, City of		Thornton	Adams	Construction / Rehabilitation of Distribution / Transmission Lines; Green Infrastructure, water efficiency improvements or other environmentally innovative projects	\$20,252,000	132,000

Appendix J
Drinking Water Revolving Fund
Category 6 Additions to the 2009 Project Eligibility List

Project Number	Elig Cat	Entity	Project Name	City	County	Project Description	Project Cost (\$)	Pop
090043D	6	Tree Haus Metropolitan District		Steamboat Springs	Routt	Improvement / Expansion of Existing Water Treatment Plant; Distribution / Transmission Lines Construction / Rehabilitation; Water Supply Facilities	\$1,850,000	300
090110D	6	Tri-County Water Conservancy District	La Salle Road Pipeline Replacement	Montrose	Montrose	Distribution / Transmission Lines Construction / Rehabilitation	\$7,454,000	18,000
090145D	6	Two Rivers Metropolitan District		Glenwood Springs	Eagle	Distribution / Transmission Lines Construction / Rehabilitation; Water Supply Facilities; Water Meters	\$27,000	325
090148D	6	W/J Metropolitan District		Woody Creek	Pitkin	Water Supply Facilities; Green Infrastructure, water efficiency improvements or other environmentally innovative projects.	\$73,962	250
090066D	6	Walsenburg, City of		Walsenburg	Huerfano	Water Storage Facilities	\$1,500,000	4,400
090130D	6	Weld County	Aristocrat Ranchette Water	Ft. Lupton	Weld	Distribution / Transmission Lines Construction / Rehabilitation; Water Storage Facilities; Water Meters	\$1,590,000	1,600
090075D	6	Wellington, Town of		Wellington	Larimer	Distribution / Transmission Lines Construction / Rehabilitation	\$5,300,000	6,450
090118D	6	Westminster, City of	Semper Water Treatment Facility	Westminster	Adams & Jefferson	Improvement / Expansion of Existing Water Treatment Plant	\$3,200,000	156,000
090119D	6	Westminster, City of	Gregory Hill and Kershaw Pump Stations	Westminster	Adams & Jefferson	Distribution / Transmission Lines Construction / Rehabilitation	\$700,000	156,000
090120D	6	Westminster, City of	PRV Rehabilitation	Westminster	Adams & Jefferson	Distribution / Transmission Lines Construction / Rehabilitation	\$175,000	156,000
090121D	6	Westminster, City of	Northwest Water Treatment Facility	Westminster	Adams & Jefferson	Improvement / Expansion of Existing Water Treatment Plant	\$5,000,000	156,000
090122D	6	Westminster, City of	Rebate Funding	Westminster	Adams & Jefferson	Green Infrastructure, water efficiency improvements or other environmentally innovative projects.	\$100,000	156,000
090056D	6	Wiggins, Town of		Wiggins	Morgan	Construction of New Water Treatment Facilities	\$800,000	975
090064D	6	Yuma, City of		Yuma	Yuma	Construction of New Water Treatment Facilities	\$3,750,000	3,379

Total: \$456,510,188

**DRINKING WATER STATE REVOLVING FUND AMERICAN RECOVERY AND REINVESTMENT ACT FUNDABLE LIST 2009
APPENDIX K**

**STATE: Colorado
DATE: 05/29/09**

ARRA Grant	\$34,352,000
4% Set Aside	\$1,374,080
2% Other Set-Asides	\$687,040
50% Subsidy	\$17,176,000
20% GPR	\$6,870,400
ARRA Funds for Loans	\$15,114,880

* The project award amount is an estimate. The project must continue to meet all future deadlines and state and federal requirements associated with ARRA funding

** Interest rates are estimated based on project amount and MHI (median household income). ARRA loans are at 0% interest. The base SRF interest rates range from 0% to 2.5% for 2009 only. This includes 0% for populations of 5,000 or less with a MHI less than 61% of the state average MHI. DACs at 61-80 % of the state average for MHI interest rates are 1%. Direct loans up to \$2 million are 2% and leveraged loans over \$2 million are 2.5%

***Green Project Reserve amount are estimates. Some "Green Projects" require a "Business Case"

Project Rank	Category Ranking	Priority Points Assigned	Project Number	Source of Funds	Assistance Recipient	PWSID	Service Area Population	Project Description	Estimated Construction Date	Funding Amount Requested	*Estimated Eligible Amount	Loan Amount	*Principal Forgiveness	Interest Rate **	Repayment Terms **	***Green Project Reserve Amount	Categorical = C Business = B
1	1	75	020020D	ARRA	Hi-Land Acres WSD	CO0101075	350	Distribution system	9/30/09	\$ 1,200,000	\$ 1,200,000	\$ -	\$ 1,200,000	0.0%	20 Years	\$ 1,200,000	B
2	1	70	960047D	ARRA	Hot Sulphur Springs, Town of	CO0125352	614	New intake piping, treatment, constructing a new clearwell and storage improvements.	9/30/09	\$ 3,300,000	\$ 3,300,000	\$ 1,300,000	\$ 2,000,000	0.0%	20 Years		
3	1	50	050013D	ARRA	Colorado City Metro District	CO0151200	2,041	Reclassify GWUDI	9/30/09	\$ 1,780,000	\$ 1,780,000	\$ -	\$ 1,780,000	0.0%	20 Years	\$ 518,300	B
4	1	25	040003D	ARRA	Brighton, City of	CO0101025	33,397	UV Disinfection	9/30/09	\$ 1,044,000	\$ 1,044,000	\$ -	\$ 1,044,000	0.0%	20 Years		
5	2	60	960056D	ARRA	Kit Carson, Town of	CO0109011	214	Replacements, installations, improvements, and modifications to the water system's collection, treatment, and distribution facilities	9/30/09	\$ 392,000	\$ 392,000	\$ -	\$ 392,000	0.0%	20 Years	\$ 319,225	C = \$46,000 B = \$273,225
6	2	40	960080D	ARRA	Norwood, Town of	CO0157500	1,740	Rehabilitate the Town's 500,000 gallon water storage tank, upgrade a pressure reducing valve and implement chlorination treatment.	9/30/09	\$ 570,150	\$ 540,150	\$ -	\$ 540,150	0.0%	20 Years		
7	2	30	960227D	ARRA	Rocky Ford, City of	CO0145600	4,277	Distribution transmission lines construction/rehabilitation (Hancock)	9/30/09	\$ 945,337	\$ 945,337	\$ -	\$ 945,337	0.0%	20 Years		
8	3	67	000017D	ARRA	Siebert, Town of	CO0132015	182	Improvements to wells and transmission lines, upgrades to treatment and distribution system and storage tank improvements	9/30/09	\$ 1,719,500	\$ 1,719,500	\$ -	\$ 1,719,500	0.0%	20 Years		
9	3	55	080006D	ARRA	Cheyenne Wells, Town of	CO0109006	985	Distribution transmission lines construction/rehabilitation and meters	9/30/09	\$ 1,732,517	\$ 1,732,517	\$ -	\$ 1,732,517	0.0%	20 Years	\$ 1,077,189	B
10	3	50	090028D	ARRA	Kremmling, Town of	CO0125455	1,570	Replace distribution lines	9/30/09	\$ 2,000,000	\$ 2,000,000	\$ -	\$ 2,000,000	0.0%	20 Years	\$ 2,000,000	B
11	3	45	070006D	ARRA	Arabian Acres Metro District	CO0160075	620	Shallow main replacement, service line replacement, storage tank improvement well 5 redrill	9/30/09	\$ 287,440	\$ 287,440	\$ -	\$ 287,440	0.0%	20 Years	\$ 171,624	B
12	3	45	960009D	ARRA	Blanca, Town of	CO0112100	400	Water Meters	9/30/09	\$ 50,000	\$ 50,000	\$ -	\$ 50,000	0.0%	20 Years	\$ 50,000	C
13	3	45	050025D	ARRA	Fraser, Town of	CO0125288	996	1-Replacement of raw water trans line; 2-Emergency Power, controls & instrumentation; 3-Water system emergency interconnection; 4-Meter vault rehab	9/30/09	\$ 751,060	\$ 751,060	\$ -	\$ 751,060	0.0%	20 Years	\$ 261,400	C
14	3	40	030026D	ARRA	Georgetown, Town of	CO0110015	1,088	Membrane Filtration System, tank, 400K addition, micro-hydroelectric, water meters	9/30/09	\$ 3,340,000	\$ 3,340,000	\$ 1,340,000	\$ 2,000,000	0.0%	20 Years	\$ 185,000	C
15	3	35	050034D	ARRA	Manitou Springs, City of	CO0121450	4,980	Raw water interconnect, and transmission line, replace 18 PRVs, storage tank, distribution line pressure sensors with telemetry, isolation valves, fluorine analyzer	9/30/09	\$ 7,746,480	\$ 7,746,480	\$ 7,012,484	\$ 733,996	0.0%	20 Years	\$ 4,410,000	B
										ARRA LOAN FORGIVENESS AMOUNT-->		\$ 17,176,000			GPR Total	\$ 10,192,738	
16	3	35	090007D	ARRA	La Junta, City of	CO0145420	7,857	Water tank, pumps, reserve tank, reserve pump, appurtenances	9/30/09	\$ 1,830,000	\$ 1,830,000	\$ 1,830,000	\$ -	0.0%	20 Years	\$ 306,484	C = \$57,746 B = \$248,738
17	3	30	080014D	ARRA	Florence, City of	CO0122500	9,359	Replace existing 1 mg clear well with 2 425k clear wells	9/30/09	\$ 3,025,930	\$ 3,025,930	\$ 3,025,930	\$ -	0.0%	20 Years		
18	3	20	990039D	ARRA	Salida, City of	CO0108700	5,425	Water tank roof rehabilitation, complete security fencing around tank site.	9/30/09	\$ 325,000	\$ 325,000	\$ 325,000	\$ -	0.0%	20 Years		
19	4	55	050019D	ARRA	Divide MPC	CO0160295	198	Transmission lines, test & complete two wells	9/30/09	\$ 184,395	\$ 145,930	\$ 145,930	\$ -	0.0%	20 Years		
20	4	42	960005D	ARRA	Baca Grande WSD	CO0155200	900	Distribution system main line upgrades, interconnection of two public water systems, add telemetry and automated controls.	9/30/09	\$ 1,483,750	\$ 1,483,750	\$ 135,536	\$ -	0.0%	20 Years		
										\$ 15,114,880							
20	4	42	960005D	DWSRF	Baca Grande WSD	CO0155200	900	Water Main, Meter Replacements, Well 18 Improvements	9/30/09	Continued from line 30		\$ 1,348,214	\$ -	0.0%	20 Years		
21	4	25	040025D	DWSRF	Ridgway, Town of	CO0146676	1,036	Line replacement, pump station replacement and controls and transmission line	9/30/09	\$ 975,000	\$ 975,000	\$ 975,000	\$ -	2.0%	20 Years	\$ 1,025,000	B
22	5	65	090020D	DWSRF	East Cherry Hills WSD	CO0103234	200	Replace water main lines and hydrants	9/30/09	\$ 1,500,000	\$ 1,500,000	\$ 1,500,000	\$ -	2.0%	20 Years		
23	5	55	090002D	DWSRF	Bow Mar WSD	CO0103153	847	Water Replacement Project	9/30/09	\$ 1,150,000	\$ 1,150,000	\$ 1,150,000	\$ -	2.0%	20 Years	\$ 1,150,000	B
24	5	45	080008D	DWSRF	Gateway Metro District	CO0149300	365	Replace existing storage tanks, distribution system improvements including looping, additional valves and road restoration.	9/30/09	\$ 576,575	\$ 576,575	\$ 576,575	\$ -	2.0%	20 Years	\$ 356,496	B
25	5	45	960208D	DWSRF	Kersey, Town of	CO0162439	1,450	Replacement of water mains, removal of lead loops, replace water meters, street restoration	9/30/09	\$ 1,990,000	\$ 1,990,000	\$ 1,990,000	\$ -	2.0%	20 Years	\$ 1,990,000	B
26	5	40	050038D	DWSRF	Ovid, Town of	CO0158005	333	Water distribution line replacement	9/30/09	\$ 200,000	\$ 200,000	\$ 200,000	\$ -	0.0%	20 Years	\$ 247,000	B

Project Rank	Category Ranking	Priority Points Assigned	Project Number	Source of Funds	Assistance Recipient	PWSID	Service Area Population	Project Description	Estimated Construction Date	Funding Amount Requested	*Estimated Eligible Amount	Loan Amount	*Principal Forgiveness	Interest Rate **	Repayment Terms **	***Green Project Reserve Amount	Categorical = C Business = B
27	5	35	960137D	DWSRF	Hayden, Town of	CO0154333	1,869	Booster chlorination and gravity water storage	9/30/09	\$ 2,540,070	\$ 2,540,070	\$ 2,540,070	\$ -	2.5%	20 Years		
28	5	35	090021D	DWSRF	Collbran, Town of	CO0139185	600	Improvements to existing water distribution lines.	9/30/09	\$ 511,325	\$ 511,325	\$ 511,325	\$ -	1.0%	20 Years		
29	5	30	030044D	DWSRF	Ophir, Town of	CO0157600	175	Construction of a new water treatment plant and water storage facilities and installation of new water supply lines.	9/30/09	\$ 500,000	\$ 208,476	\$ 208,476	\$ -	2.0%	20 Years		
30	5	30	960045D	DWSRF	Holly, Town of	CO0150600	1,015	Water distribution Line, water meters, materials and appurtenances	9/30/09	\$ 90,145	\$ 90,145	\$ 90,145	\$ -	0.0%	20 Years	\$ 323,120	C = \$62,600 B = \$260,520
31	5	30	090032D	DWSRF	Hotchkiss, Town of	CO0115352	1,024	New Water Line	9/30/09	\$ 775,000	\$ 775,000	\$ 775,000	\$ -	0.0%	20 Years		
32	5	30	960227D	DWSRF	Rocky Ford, City of	CO0145600	4,277	Distribution transmission lines construction/rehabilitation	9/30/09	\$ 2,674,065	\$ 2,674,065	\$ 2,674,065	\$ -	2.5%	20 Years		
33	5	25	050022D	DWSRF	Fairplay, Town of	CO0147020	1,100	Tank and transmission line	9/30/09	\$ 1,889,754	\$ 486,420	\$ 486,420	\$ -	2.0%	20 Years	\$ 25,000	B
34	5	25	010018D	DWSRF	Idaho Springs, Town of	CO0110020	1,885	Design & Construction of a 6 inch 2,750 foot	9/30/09	\$ 481,900	\$ 481,900	\$ 481,900	\$ -	2.0%	20 Years		
35	5	25	050035D	DWSRF	Milliken, Town of	CO0162511	6,300	North Ethel Water line rehab	9/30/09	\$ 354,884	\$ 354,884	\$ 354,884	\$ -	2.0%	20 Years	\$ 339,300	B
36	5	20	050031D	DWSRF	Lamar, City of	CO0150700	8,661	Relocation of the existing chlorine building, storage tank improvements, modifications and improvements to the valve house, and installation of a new 24" transmission main	9/30/09	\$ 5,020,000	\$ 5,020,000	\$ 5,020,000	\$ -	2.5%	20 Years		
37	5	15	960163D	DWSRF	Crested Butte, South MD	CO0126189	1,283	300K storage tank, pump facility	9/30/09	\$ 1,000,000	\$ 1,000,000	\$ 1,000,000	\$ -	1.0%	20 Years		
38	5	10	050016D	DWSRF	Cortez, City of	CO0142200	8,900	Multi-media filters, Solar hot water Heating, Chlorine Dioxide	9/30/09	\$ 481,500	\$ 481,500	\$ 481,500	\$ -	0.0%	20 Years	\$ 25,000	C
39	5	5	080007D	DWSRF	Colorado Springs, City of	CO0121150	394,177	Highline Reservoir at Mesa WWTP	9/30/09	\$ 12,633,307	\$ 12,633,307	\$ 12,633,307	\$ -	2.5%	20 Years		
40	5	5	090034D	DWSRF	Parker Water & San District	CO0118040	41,000	Raw Water pipeline, over excavation, repurchased equipment, pipeline, wells	9/30/09	\$ 14,942,400	\$ 4,076,400	\$ 4,076,400	\$ -	2.5%	20 Years		
41	6*	20	090084D	ARRA	Crestview Water & San Dist	CO0101040	16,140	Water line replacement	9/30/09	\$ 1,384,720	\$ 1,384,720	\$ 1,384,720	\$ -	0.0%	20 Years		
42	6*	10	090147D	ARRA	Gypsum, Town of	CO0119329	5,821	Replace water supply piping, install hydroelectric power generator & appurtenances	9/30/09	\$ 936,726	\$ 936,726	\$ 936,726	\$ -	0.0%	20 Years	\$ 936,726	C
43	6*	10	090095D	ARRA	Steamboat Springs, City of	CO0154725	12,130	Replace water main	9/30/09	\$ 400,000	\$ 400,000	\$ 400,000	\$ -	0.0%	20 Years	\$ 584,650	
44	6*	5	090059D	ARRA	Durango, City of	CO0134150	18,500	Photovoltaic system	9/30/09	\$ 1,500,000	\$ 1,500,000	\$ 1,500,000	\$ -	0.0%	20 Years	\$ 1,500,000	C
											BASE SRF LOAN AMOUNT-->	\$ 43,294,727	\$ 17,176,000				
											\$ 88,214,930	\$ 75,585,607	\$ 58,409,607	\$ 75,585,607			
															\$ 29,194,252		

STATE: COLORADO
DATE: May 21, 2009

**PROJECT CATEGORY RANKINGS FOR POTENTIAL
AMERICAN RECOVERY AND REINVESTMENT ACT (ARRA) FUNDING
DRINKING WATER REVOLVING FUND
APPENDIX L**

Eligibility Category	Project Number	Assistance Recipient	PWS ID#	Project Description	Funding Amount Requested	Amount Eligible
1	040003D	Brighton, City of	CO0101025	UV Disinfection	\$ 1,044,000	\$ 1,044,000
1	050013D	Colorado City Metro District	CO0151200	Improvement to WTP to comply with GWUDI	\$ 1,780,000	\$ 1,780,000
1	020020D	Hi-Land Acres WSD	CO0101075	Distribution system	\$ 1,200,000	\$ 1,200,000
1	960047D	Hot Sulphur Springs, Town	CO0125352	New baffled clear well with gravity flow to existing clear well	\$ 3,300,000	\$ 3,300,000
2	960056D	Kit Carson, Town of	CO0109011	Replacements, installations, improvements, and modifications to the water system's collection, treatment, and distribution facilities	\$ 392,000	\$ 392,000
2	960080D	Norwood, Town of	CO0157500	Storage tank, PRV #1 upgrades, Chloramination treatment	\$ 570,150	\$ 540,150
2	960027D	Rocky Ford, City of	CO0145600	Distribution transmission lines construction/rehabilitation (Hancock)	\$ 945,337	\$ 945,337
3	070006D	Arabian Acres Metro District	CO0160075	Shallow main replacement, service line replacement, storage tank improvement well 5 re-drill	\$ 287,440	\$ 287,440
3	960009D	Blanca, Town of	CO0112100	Water Meters	\$ 50,000	\$ 50,000
3	080006D	Cheyenne Wells, Townof	CO0109006	Distribution System Model and Reuse Planning	\$ 1,732,517	\$ 1,732,517
3	080014D	Florence, City of	CO0122500	Replace existing 1 mg clear well with 2 425k clear wells	\$ 3,025,930	\$ 3,025,930
3	050025D	Fraser, Town of	CO0125288	1-Replacement of raw water trans line for well #5r; 2-Emergency power controls; 4-Meter vault rehab	\$ 751,060	\$ 751,060
3	030026D	Georgetown, Town of	CO0110015	Membrane Filtration System, tank, 400K addition, micro-hydroelectric, water meters	\$ 3,340,000	\$ 3,340,000
3	090028D	Kremmling, Town of	CO0125455	Replace distribution lines	\$ 2,000,000	\$ 2,000,000
3	090007D	La Junta, City of	CO0145420	Water tank, pups, reserve tank, reserve pump, appurtenances	\$ 1,830,000	\$ 1,830,000
3	050034D	Manitou Springs, City of	CO0121450	Raw water interconnect, and transmission line, replace 18 PRVs, storage tank, distribution line, pressure sensors with telemetry, isolation valves, fluorine analyzer	\$ 7,746,480	\$ 7,746,480
3	990039D	Salida, City of	CO0108700	Rehab water tank, repair fencing of water tank site	\$ 325,000	\$ 325,000

3	000017D	Siebert, Town of	CO0132015	Improvements to wells and transmission lines, upgrades to treatment and distribution system and storage tank improvements	\$ 1,719,500	\$ 1,719,500
4	960005D	Baca Grande WSD	CO0155200	Water Main, Meter Replacements, Well 18 Improvements	\$ 1,483,750	\$ 1,483,750
4	050019D	Divide MPC	CO0160295	Transmission lines, test & complete two wells	\$ 184,395	\$ 145,930
4	040025D	Ridgway, Town of	CO0146676	Line replacement, pump station replacement and controls and transmission line	\$ 975,000	\$ 975,000
5	090002D	Bow Mar WSD	CO0103153	Water Replacement Project	\$ 1,150,000	\$ 1,150,000
5	090021D	Collbran, Town of	CO0139185	Improvements to existing water distribution lines.	\$ 511,325	\$ 511,325
5	080007D	Colorado Springs, City of	CO0121150	Highline Reservoir at Mesa WWTP	\$ 12,633,307	\$ 12,633,307
5	050016D	Cortez, City of	CO0142200	Multi-media filters, Solar hot water Heating, Chlorine Dioxide	\$ 481,500	\$ 481,500
5	960163D	Crested Butte, South MD	CO0126189	300K storage tank, pump facility	\$ 1,000,000	\$ 1,000,000
5	090020D	East Cherry Hills WSD	CO0103234	Replace water main lines and hydrants	\$ 1,500,000	\$ 1,500,000
5	050022D	Fairplay, Town of	CO0147020	Tank and transmission line	\$ 1,889,754	\$ 486,420
5	080008D	Gateway Metro District	CO0149300	Water tank, looped system, replacement	\$ 576,575	\$ 576,575
5	960137D	Hayden, Town of	CO0154333	Booster chlorination and gravity water storage	\$ 2,540,070	\$ 2,540,070
5	960045D	Holly, Town of	CO0150600	Water distribution Line, water meters, materials and appurtenances	\$ 90,145	\$ 90,145
5	090032D	Hotchkiss, Town of	CO0115352	New Water Line	\$ 775,000	\$ 775,000
5	010018D	Idaho Springs, Town of	CO0110020	Design & Construction of a 6 inch 2,750 foot water line	\$ 481,900	\$ 481,900
5	960208D	Kersey, Town of	CO0162439	Replacement of water mains, removal of lead loops, replace water meters, street restoration	\$ 1,990,000	\$ 1,990,000
5	050031D	Lamar, City of	CO0150700	Relocation of the existing chlorine building, storage tank improvements, modifications and improvements to the valve house, and installation of a new 24" transmission main	\$ 5,020,000	\$ 5,020,000
5	050035D	Milliken, Town of	CO0162511	North Ethel Water line rehab	\$ 354,884	\$ 354,884
5	030044D	Ophir, Town of	CO0157600	Transmission Line, storage tank	\$ 500,000	\$ 208,476
5	050038D	Ovid, Town of	CO0158005	Water distribution line replacement	\$ 200,000	\$ 200,000
5	090034D	Parker Water & San District	CO0118040	Raw Water pipeline, over excavation, prepurchased equipment, pipeline, wells	\$ 14,942,400	\$ 4,076,400
5	960027D	Rocky Ford, City of	CO0145600	Distribution transmission lines construction/rehabilitation	\$ 2,674,065	\$ 2,674,065
6	090084D	Crestview Water & San Dist	CO0101040	Water line replacement	\$ 1,384,720	\$ 1,384,720
6	090059D	Durango, City of	CO0134150	Photovoltaic system	\$ 1,500,000	\$ 1,500,000
6	090147D	Gypsum, Town of	CO0119329	Replace water supply piping, install hydroelectric power generator & appurtenances	\$ 936,726	\$ 936,726
6	090095D	Steamboat Springs, City of	CO0154725	Replace water main	\$ 400,000	\$ 400,000

Appendix M

Amended Governor's Certification of ARRA Projects,

December 11, 2009

STATE OF COLORADO

OFFICE OF THE GOVERNOR

136 State Capitol Building
Denver, Colorado 80203
(303) 866 - 2471
(303) 866 - 2003 fax



Bill Ritter, Jr.
Governor

December 11, 2009

Administrator Lisa P. Jackson
Environmental Protection Agency
Ariel Rios Building
1200 Pennsylvania Avenue, N.W.
Washington, DC 20460

Re: ARRA Section 1511 Certification

Dear Administrator Jackson:

It is necessary to amend the original American Recovery and Reinvestment Act (Pub. L. 11-5) ("ARRA") drinking water certification submitted on August 25, 2009, due to ARRA recipients that were not able to accept all the ARRA 0% loan funding due to an existing City Charter and two projects that bids come in lower than engineering estimates. The amended drinking water ARRA certification includes the addition of three new ARRA projects and updated assistance agreement amounts for several projects. These changes and additions are bolded on the enclosed document. The amended wastewater list addresses the same issue of one ARRA recipient which had an existing City Charter and could not accept all the ARRA debt they had applied for. No new wastewater projects were added to the list; however, the additional funds that became available were shifted to the last project on the certification list, which had not previously received full funding.

Pursuant to Title XV, Subtitle A, section 1511 of ARRA, I hereby certify that the attached drinking water infrastructure investments totaling \$32,290,880 and wastewater infrastructure totaling \$30,093,792 appropriated by ARRA under the headings: "State Revolving Fund" to the United States Environmental Protection Agency, has received the full review and vetting required by law and that I accept responsibility that such investment is an appropriate use of taxpayer dollars. I further certify that the specific information required by section 1511 concerning each such investment (a description of the investment, the estimated total cost, and the amount of ARRA funds to be used) is provided in the Colorado Drinking Water State Revolving Fund Intended Use Plan and the Water Pollution Control Revolving Fund Intended Use Plan and is available to the public at <http://www.cdphe.state.co.us/wq/FinancialSolutions/ARRA.html> and linked to recovery.gov.

I understand that my state may not receive ARRA infrastructure investment funding unless this certification is made and posted.

Please contact my office directly if you need any additional information.

Sincerely,

A handwritten signature in blue ink that reads "Bill Ritter, Jr." with a stylized flourish at the end.

Bill Ritter, Jr.
Governor

Enclosures

**AMERICAN RECOVERY AND REINVESTMENT ACT
STATE OF COLORADO
STATE REVOLVING FUND**

ARRA Grant	\$34,352,000
4% Set Aside	\$1,374,080
2% Other Set-Asides	\$687,040
Infrastructure ARRA Funds	\$32,290,880

50% Subsidy	\$17,176,000
ARRA Funds for Loans	\$15,114,880

*All loans are 0% interest rates

DRINKING WATER PROJECTS

Assistance Recipient	County	Service Area Population	Project Description	*Loan Amount	Principal Forgiveness
Hi-Land Acres WSD	Adams	350	Water Distribution System Upgrades	\$ -	\$ 1,200,000
Hot Sulphur Springs, Town of	Grand	614	Water Treatment Facility Upgrades	\$ 1,300,000	\$ 2,000,000
Colorado City Metro District	Pueblo	2,041	Water Treatment Facility Upgrades	\$ -	\$ 1,780,000
Brighton, City of	Adams	33,397	Water Treatment Facility Upgrades	\$ -	\$ 1,044,000
Kit Carson, Town of	Cheyenne	214	Water Treatment Facility Upgrades	\$ -	\$ 392,000
Norwood, Town of	San Miguel	1,740	Water Treatment Facility Upgrades;Water Storage Upgrades	\$ -	\$ 540,150
Rocky Ford, City of	Otero	4,277	Consolidation of Hancock Water System	\$ -	\$ 945,337
Siebert, Town of	Kit Carson	182	Water Storage Upgrades;Water Distribution System Upgrades	\$ -	\$ 1,719,500
Cheyenne Wells, Town of	Cheyenne	985	Water Distribution System Upgrades	\$ -	\$ 1,732,517
Kremmling, Town of	Grand	1,570	Water Distribution System Upgrades	\$ -	\$ 2,000,000
Arabian Acres Metro District	Teller	620	Water Supply Facility Upgrades;Water Distribution System Upgrades	\$ -	\$ 287,440
Blanca, Town of	Costilla	400	Water Meters	\$ -	\$ 50,000
Fraser, Town of	Grand	996	Water Treatment Facility Upgrades	\$ -	\$ 652,255
Georgetown, Town of	Clear Creek	1,088	Water Treatment Facility Upgrades	\$ 1,340,000	\$ 2,000,000
Manitou Springs, City of	El Paso	4,980	Water Treatment Facility Upgrades;Water Distribution System Upgrades	\$ 3,020,000	\$ 832,801
La Junta, City of	Otero	7,857	Water Storage Upgrades	\$ 1,830,000	\$ -
Florence, City of	Fremont	9,359	Water Treatment Facility Upgrades	\$ 2,000,000	\$ -
Divide MPC	Teller	198	Water Treatment Facility Upgrades	\$ 145,930	\$ -
Ridgway, Town of	Ouray	1,036	Water Distribution System Upgrades	\$ 450,000	\$ -
Gateway Metropolitan Dist	Pitkin	365	Water Storage Upgrades;Water Distribution System Upgrades	\$ 576,575	\$ -
Ophir, Town of	San Miguel	175	New Water Treatment Facility;New Water Storage	\$ 500,000	\$ -
Lamar, City of	Prowers	8,661	Water Storage Upgrades;Water Treatment Facility Upgrades;New Transmission Main line	\$ 3,952,375	\$ -
				\$ 15,114,880	\$ 17,176,000

Attachment 2

2010 Intended Use Plan

STATE OF COLORADO

2010

DRINKING WATER REVOLVING FUND

AND

STATE DRINKING WATER GRANT FUND

INTENDED USE PLAN

WQCC Approved: December 14, 2009

Effective Date: January 1, 2010

**DWRF IUP
Table of Contents**

Section	Page
I. INTRODUCTION	2
II. DRINKING WATER REVOLVING FUND PROJECT LISTS	3
III. CRITERIA, METHODS AND EVALUATION FOR DWRF DISTRIBUTION	3
A. Project Priority System	4
B. Priority Point Assignments Within Each Category	4
C. FY 2010 Appropriations Bill Requirement	5
D. Application Deadlines	5
E. Allocation of Loan Proceeds	6
1. Planning and Design Grants	6
2. Disadvantaged Communities Loans	7
3. Miscellaneous Information	7
F. Emergency Procedures	8
G. Small Systems Funding Goal	8
H. DWRF Results	8
IV. FINANCIAL STATUS OF THE DWRF	8
A. Transfer Activities	11
B. Cross-Collateralization Activities	13
C. Operator Certification	13
V. LONG TERM GOALS	14
VI. SHORT TERM GOALS	14
VII. DESCRIPTION OF NON-PROJECT (SET-ASIDE) ACTIVITIES TO BE SUPPORTED BY THE DWRF	15
A. Introduction	15
B. Administration Set-Aside	15
C. Small System Training and Technical Assistance (SSTTA)	16
D. State Drinking Water Program Management	16
E. Local Assistance and Other State Programs	17
1. Loans to public water systems to acquire land or conservation easements for source water protection purposes.	18
2. Loans to community water systems to implement voluntary, incentive based source water quality protection measures.	18
3. Capacity Development	18
4. Source Water Assessment and Protection Program (SWAP)	19
5. Wellhead Protection Program (WHP)	19
VIII. MISCELLANEOUS INFORMATION	20
IX. STATE DRINKING WATER GRANT FUND	21
A. INTRODUCTION	21

B. LIST OF STATE DRINKING WATER GRANT PROJECTS.....	21
C. CRITERIA AND METHODS FOR DISTRIBUTING FUNDS	21
1. Categories by Priority Ranking.....	21
2. Application Deadlines.....	22
3. Funding Priorities.....	22
4. Planning Grants.....	23
5. Drinking Water Grant Fund Program Activities	23
6. Drinking Water Grant Fund Program Goals	23
X. PUBLIC REVIEW AND COMMENT	23

Appendices

- Appendix A: State of Colorado Drinking Water Revolving Fund Rules Regulation No 52
- Appendix B: 2010 DWRF Project Eligibility List
- Appendix B1: Additions to the 2009 DWRF Project Eligibility List
- Appendix B2: Deletions from the 2009 DWRF Project Eligibility List
- Appendix C: Project Priority / Fundable List
- Appendix D: Loan Summary Report
- Appendix E1 DWRF Set-Aside Activity
- Appendix E2: Funds Available to the DWRF Loan Program
- Appendix E3: DWRF Administrative Fee Account
- Appendix F: DWRF Eligible and Ineligible Projects and Project Related Costs
- Appendix G: Drinking Water Grant Fund Regulation No 54
- Appendix H: DWGF Private, Not For Profit Project Eligibility List
- Appendix I: Reserved for Future Drinking Water Grants Appropriations

Addendum #1 State of Colorado 2009 Drinking Water Revolving Fund and State Drinking Water Grant Fund Intended Use Plan (American Recovery and Reinvestment Act)

**STATE OF COLORADO
DRINKING WATER REVOLVING FUND
AND
STATE DRINKING WATER GRANT FUND
INTENDED USE PLAN
2010**

DRINKING WATER REVOLVING FUND

I. INTRODUCTION

As required by Section 1452(b) of the Safe Drinking Water Act (SDWA) and by Interim Final Regulations 40 CFR 35.3555 published August 7, 2000, an Intended Use Plan (IUP) is to be filed annually with the U.S. Environmental Protection Agency (EPA). The IUP describes how the State intends to use the Capitalization Grant and Drinking Water Revolving Fund (DWRf) to meet the objectives of the SDWA and further the goals of protecting public health. The IUP is made available to the public for review and comment prior to submitting it to the EPA as required by the capitalization grant agreement.

The purpose of the DWRf program is to provide financial assistance to governmental agencies for the construction of water projects for public health and compliance purposes as described in the DWRf Rules (Appendix A), and to set-aside funds from the capitalization grant to fund a variety of activities that are necessary to accomplish the requirements of the SDWA.

The DWRf may be used for: below market rate loans; loan guarantees; a source of reserve and security for leveraged loans (proceeds of which must be placed in the DWRf loan fund); the purchase or refinancing of existing local debt obligations where the initial debt was incurred and construction started after July 1, 1993; and earning interest prior to disbursement of assistance. Colorado limits this assistance to governmental agencies as defined by statute under C.R.S. 37-95-103 (5)(a) and (b).

The SDWA allows a state to set aside up to 31 percent of any yearly capitalization grant for non-project activities as follows: administration and technical assistance (4%), state program activities (10%), small systems technical assistance (2%), and local assistance (15%). Additionally, up to 30 percent of each grant may be used for loan assistance (including forgiveness of principal) to disadvantaged communities.

This IUP serves as the planning document to describe how the funds allotted for Federal Fiscal Year (FFY) 2010 and the funds remaining from all prior federal fiscal years' capitalization grant appropriations will be used for the DWRf and non-project program set-asides. The DWRf fiscal year is January 1, 2010 to December 31, 2010. As currently developed, the IUP identifies the specific projects and activities associated with the federal appropriation and funds available from repayments to the program.

The "State" as referenced in this document is comprised of three agencies involved in operating the DWRf under a Memorandum of Agreement - the Colorado Water Resources and Power Development Authority (Authority), the Water Quality Control Division (WQCD) at the Department of Public Health and Environment, and the Division of Local Government (DLG) at the Department of Local Affairs (DOLA). The SDWA, Section 1542(g)(1)(B), expressly places the authority for establishing assistance priorities and carrying out oversight and related activities (other than financial administration) with the State agency having primary enforcement responsibility; the WQCD is the agency that has this responsibility in Colorado. The DLG helps to evaluate the financial and managerial capacity of loan applicants, identifies potential projects for the program, and provides outreach to raise awareness of the program. The Authority is named administrator under state statute; therefore, it is the grant recipient and provides financial administration for the DWRf.

The requirements of the SDWA that are included in this IUP are as follows:

- A comprehensive priority list of those projects eligible to be assisted by the DWRf which must include the name of the public water system, the priority assigned to the project, a description of the project (type), the expected terms of financial assistance, the size of the community and an

expected funding schedule. The State must identify which projects on the priority list will, or are projected to, receive funding in 2010;

- A description of the criteria and method established for the distribution of funds;
- A description of the financial status of the DWRF;
- A description of the short and long-term goals of the State's DWRF;
- A description of amounts transferred between the DWRF and the Water Pollution Control Revolving Fund (WPCRF); and
- A description of the non-project activities to be funded from the DWRF Capitalization Grant including the percentage of such funds allocated to these activities.

The State will prepare and submit a capitalization grant application for FFY 2010 based on this IUP.

II. DRINKING WATER REVOLVING FUND PROJECT LISTS

States are required to develop a comprehensive priority list of eligible projects for funding and to identify projects that will receive funding. In determining funding priority, states must ensure, to the maximum extent practical, that priority for the use of funds be given to projects that: 1) address the most serious risks to human health; 2) are necessary to ensure compliance under SDWA; and 3) assist systems with the greatest financial need, on a per household basis. Projects that are primarily intended to serve future growth are not eligible. Examples of eligible and ineligible projects and project related costs are found in Appendix F.

The DWRF Project Eligibility List includes, for each individual entry: the name of the public water system, a description of the project, population, the estimated cost of the project and a categorical ranking by priority as described in the DWRF Rules (included in Appendix A). Appendix B to this IUP is the 2010 DWRF Project Eligibility List illustrating the various projects and their associated estimated costs as required by Colorado's authorizing statute.

Projects are added and deleted from the DWRF Project Eligibility List and Priority / Fundable List during the annual IUP approval process (Appendix B1 and B2.). Deletions to the list are made for those entities that received a DWRF loan and completed the project. In other cases, projects are deleted from the list when the entity is able to secure project funding from sources other than the DWRF.

Appendix C (DWRF Project Priority / Fundable List) is a list of the projects that have or will have a planning document for a specific project, have been prioritized for funding within each category, and are eligible to receive or have recently received a loan from the DWRF. The supporting documentation covering the assignment of priority points is available from the WQCD. This list includes anticipated loan terms, interest rate, type of loan, and an enumeration of the drinking water problem and project description to correct the problem. Projects that receive funding during the year that are not included on the currently DWRF Project Priority/Fundable List will be added to the list in the following year.

Each year that funds are appropriated, in accordance with Appendix G, the Drinking Water Grant Funding System Rules, Regulation No. 54, the WQCD shall prepare an IUP. The IUP includes a list of eligible drinking water projects, a description of the use of funds from the previous year and the intended use of funds for the current year, the criteria and methods for distributing funds, program goals and activities.

III. CRITERIA, METHODS AND EVALUATION FOR DWRF DISTRIBUTION

Federal regulations require that the IUP include "...the process and rationale for distribution of funds between the fund and set-aside accounts." In accordance with the Memorandum of Agreement, the State has a decision-making team comprised of staff from the three agencies to determine the DWRF projects that are forwarded to the Authority Board for funding.

Regarding the non-project activities, the WQCD prepares the capitalization grant application including the amount of funds to be set aside for activities documented in the IUP. The application is forwarded to the Authority for signature and submission to EPA. Section VII (Non-Project Activities) outlines the WQCD's proposed use of funds from the DWRF capitalization grant to meet various SDWA requirements.

A. Project Priority System

Colorado's project priority system is set forth in the DWRP Rules (Appendix A). The Rules include the following categories by priority ranking:

Priority 1 Acute Health Hazard:

The WQCD has identified continuous violation of an acute maximum contaminant level (MCL) or a surface water treatment rule (SWTR) treatment technique requirement.

Priority 2 Chronic (Long Term) Health Hazard:

The WQCD has identified a continuous violation of an MCL or an SWTR treatment technique requirement for a chronic contaminant.

Priority 3 Potential Acute Health Hazard:

The public water system (PWS) has periodically exceeded an acute MCL, has levels greater than 50 percent of an acute MCL on a regular basis, or has short term problems meeting an SWTR treatment technique requirement that can be controlled temporarily by operational means.

Priority 4 Potential Chronic Health Hazard:

The PWS has periodically exceeded a chronic MCL, has levels greater than 50 percent of a chronic MCL on a regular basis, or has short-term problems meeting other treatment technique requirements.

Priority 5 Other Future Needs:

The PWS is beyond the useful/design life and is in need of equipment replacement, rehabilitation or repair, in order to maintain compliance or further the public health protection goals of the SDWA.

B. Priority Point Assignments Within Each Category

As provided in the DWRP Rules, once a pre-planning, planning, or pre-design document is received, projects within each category will be prioritized by the assignment of points based upon the review of the following factors:

- (1) Population
- (2) Financial Need
- (3) Consolidation
- (4) Water Conservation
- (5) Source Water Protection
- (6) Beneficial Use of Sludge
- (7) Health Risk

Projects on the DWRP Project Priority / Fundable List (Appendix C) will be financed in priority order to the maximum extent practical. Exceptions for funding out of priority order shall be due to one of the following reasons:

- Governmental agencies are not ready to proceed with the project.
- Governmental agencies do not wish to participate in the DWRP or they have received funding from other sources.
- Governmental agencies (on the DWRP Project Eligibility or DWRP Priority / Fundable List) had an emergency situation during the funding year.
- Certain governmental agencies are not approved for funding because of technical, managerial or financial (TMF) deficiencies. Note: It is important that all PWS be managed and operated in an efficient and effective manner to ensure continued service of high quality, affordable water to their customers, now and in the future. The DWRP has established an EPA approved TMF capacity review and evaluation process to help systems understand this role and build the capacity where needed to properly serve their customers. Meeting these requirements for a loan will help the system ensure it will operate into the future with fewer difficulties, be financially secure, and be managed in the best interest of

the water users. This will result in a PWS being considered an asset to its community rather than a future liability. The WQCD will attempt to work with the governmental entity to resolve any deficiencies through the capacity development program.

- Projects that have an existing DWRP loan and need additional funding to complete the original project as approved by the WQCD.
- Federal requirements mandate that a certain percentage or amount of capitalization grant funds be used for a specific purpose or to satisfy specific criteria.

Eligibility List Categories are determined based on information provided by the applicant during the Annual Eligibility List Survey process. Based upon receipt and review of a Preliminary Engineering Report, Eligibility Assessment and/or loan application the assigned Eligibility List Category may be revised, during the prioritization process, to more accurately reflect the proposed project.

C. Fiscal Year 2010 Appropriations Bill Requirements

For Fiscal Year 2010, consistent with the 2010 Appropriations Bill for the U.S. Environmental Protection Agency, the following requirements apply to each State receiving DWRP capitalization grants:

- To the extent there are sufficient eligible project applications, not less than 20% of the funds shall be used for projects to address green infrastructure, water or energy efficiency improvements, or other environmentally innovative activities.
- Not less than 30% of the funds shall be used to provide additional subsidy to eligible recipients in the form of forgiveness of principal, negative interest loans, or grants (or any combination of these).
- The requirements of section 1450(e) of the federal Safe Drinking Water Act (42 U.S.C. 300j-9(e)) regarding prevailing wage rates shall apply to the construction of treatment works carried out in whole or in part with assistance made available by a State drinking water treatment revolving loan fund as authorized by section 1452 of the federal Act (42 U.S.C. 300j(12)).

The above requirements are subject to further interpretation by the U.S. Environmental Protection Agency and will be implemented consistent with any formal guidance issued by the agency.

D. Application Deadlines

In order to prioritize projects, two application deadlines of **January 15th** and **June 15th** have been implemented. Applications will be accepted throughout the year based on the following Authority Board Meeting schedule. However, loans will not be executed until all direct and leveraged loan applications have been prioritized and it is determined that sufficient funds are available. If sufficient funds are not available to cover all requests, those projects not funded will be included in the next prioritization of applications. Authority Board meetings and application submittal dates are as follows:

- November 15 for consideration at the Authority's January Board meeting.
- January 15 for consideration at the Authority's March Board meeting. This is also the last application deadline for inclusion into project prioritization if project prioritization is necessary, funding for the spring bond issue and for all direct loan consideration. (For 2011, the date of this application deadline will change to December 15, 2010 in order to allow additional time for processing funding requests. Therefore, applications submitted for the Authority's March,

2011 board meeting will be due to the WQCD no later than December 15, 2010. February 15 for consideration at the Authority's April Board meeting.

- April 15 for consideration at the Authority's June Board meeting.
- June 15 for consideration at the Authority's August Board meeting. This is also the last application deadline for inclusion into project prioritization if project prioritization is necessary, funding for the fall bond issue and for all direct loan consideration.
- August 15 for consideration at the Authority's October Board meeting.
- October 15 for consideration at the Authority's December Board meeting.

If after January 15th and June 15th there are more funds available than request for funds and it is not necessary to prioritize projects then direct loan applications may be submitted and approved at subsequent Board Meetings until the next prioritization deadline. These direct loan applications approvals are valid for eighteen months. These loans will not be subject to future prioritization deadlines as long as they execute their loan within that time frame.

All loan approvals are valid for 18 months. However, leveraged loans that have been prioritized and that have received Authority Board approval after January 1, 2010, but do not execute their loan will be reprioritized upon the next application deadline. An exception will be made if a leveraged loan project prioritizes but is unable to execute its loan due to technical difficulties (as determined by WQCD), then that project will have one calendar year to execute the loan prior to being reprioritized.

Applicants should coordinate with a Project Manager from the WQCD to determine the appropriate application submittal schedule to ensure Board action and loan execution in a timely manner.

E. Allocation of Loan Proceeds

In addition to the DWRP Rules, the following policies will be applied to the allocation of loan proceeds and administrative fee revenue:

1. Planning and Design Grants

The intent of the planning and design grants is to assist DWRP applicants with costs associated with complying with program requirements. To be eligible for a planning and/or design grant, a governmental agency must meet the following criteria:

- Project is on the current year DWRP project eligibility list or is being added to the subsequent year's project eligibility list, and
- Population is 10,000 or less, and
- Median household income (MHI) is less than the statewide median household income (the 2000 MHI for the state is \$47,203), or
- Current or post project monthly water rates are equal to or greater than the state average as calculated by DLG.

On October 1, 2009 the Authority Board, authorized \$150,000 for planning and/or design grants which will be made available on January 1, 2010. This change reflects a \$50,000 increase. One grant in the amount of \$10,000 will be awarded per community. However, if planning and design grant funds are available on September 1 of each year, an additional grant of up to \$10,000 (maximum of \$20,000 total per community) may be made to communities that have met criteria in demonstrating progress towards receiving funding through the program.

Grants will be awarded on a first come, first served basis. If the entity does not seek funding through the DWRP, they may be requested to repay the grant or seek a waiver of the repayment requirement from the Authority Board.

Grant funds may be used to support a variety of project development activities including:

preliminary engineering reports; technical, managerial and financial reviews; environmental assessments; engineering design documents; and legal fees associated with the formation of a legal entity capable of receiving DWRf assistance.

These funds are provided from the administrative fee account from income received from DWRf loans.

2. Disadvantaged Communities Loans

In accordance with federal statutes states are authorized to provide “loans at or below market interest rates, including interest free loans, and terms up to 30 years.” A disadvantaged community is defined as a governmental agency that has a population of 5,000 or less with a median household income that is 80 percent or less of the statewide median household income.

DWRf re-loan funds will be the primary source of capital used to fund Disadvantaged Communities Loans. These funds are paid back by borrowers in the form of debt service payments on outstanding debt obligations. EPA capitalization grant funds in an amount not to exceed 30 percent of the annual capitalization grant may also be considered to underwrite loans in the event re-loan funds are not sufficient to meet demand. To the maximum extent practical and based on available data, projects eligible to receive the reduced interest rate will be identified on the Project Priority/Fundable List (Appendix C).

Median household income as a percentage of the statewide median household income will be used to distribute funding to governmental agencies that are disadvantaged in accordance with two categorical affordability tiers:

Category 1 - Disadvantaged communities with median household income levels that range from 61 to 80 percent of the statewide median household income qualifies for loans up to \$2 million per project. Loan terms up to 30 years, but not to exceed the project’s design life, are permitted. The loan interest rate is established at 50 percent of the direct loan rate as set annually by the Authority Board for qualifying governmental agencies.

Category 2 - Disadvantaged communities with median household income levels that are less than 61 percent of the statewide median household income qualify for loans up to \$2 million per project. Loan terms up to 30 years, but not to exceed the project’s design life, are permitted. The loan interest rate is established at 0 percent for qualifying governmental agencies.

Note: All loan requests exceeding the \$2 million direct loan limit will not be eligible for a Disadvantaged Communities Loan.

3. Miscellaneous Information

Communities receiving assistance from federal capitalization grant funds shall comply with all applicable federal requirements.

Re-loan funds will be provided in the following priority order:

- i. Disadvantaged Communities Loans
- ii. Direct Loans
- iii. Leveraged loans

Governmental agencies distributing or supplying 2,000 acre feet or more of water per year must have an approved (by the Colorado Water Conservation Board) and updated water conservation plan as defined by Section 37-60-126, CRS.

F. Emergency Procedures

The Water Quality Control Commission (WQCC) may amend the DWRP Project Eligibility and DWRP Priority / Fundable Lists at any time throughout the year to include PWS projects that it determines and declares to be emergency projects needed to prevent or address threats to public health. In cases where the WQCC determines the amendments will result in substantial changes to the DWRP Project Eligibility or DWRP Priority / Fundable Lists, public notice and opportunity for comment on the proposed inclusions shall be provided.

G. Small Systems Funding Goal

To the extent that there are a sufficient number of eligible projects to fund, the State shall use at least 15 percent of all funds credited to the DWRP account on an annual basis to provide loan assistance to systems serving 10,000 persons or fewer. It is anticipated that at least eighteen (18) small systems (population less than 10,000) will be funded from October 1, 2009, through December 31, 2010, for a total of \$27.5 million in DWRP loans.

To further the small system-funding goal in 2010, planning and/or design grants will be made available to assist small systems in meeting some of the requirements of the DWRP. In addition, DLG is planning to participate in 4 – 8 training events in 2010 to help build financial and managerial capacity of public water and wastewater systems.

All funding agencies meet periodically to review current projects and coordinate the financial support for communities that are planning water quality improvement projects. This Water and Wastewater Funding Coordination Committee includes staff from the WQCD, Authority, DLG, Colorado Water Conservation Board, USDA Rural Development and the Rural Community Assistance Corporation. The committee uses a web page on the DLG website to keep the public aware of the projects it is assisting with arranging funding and to raise awareness of funding opportunities. The WQCD surveys entities to identify and update the needs of all public water systems including small systems.

H. DWRP Results

The following activities will occur in 2010 to ensure Colorado achieves the national goals:

1. It is the goal to execute at least fifteen (15) DWRP loans between October 1, 2009 and December 31, 2010. It is anticipated 15% of the loans will be funded through the state's Disadvantaged Communities Loan Program.
2. In calendar year 2009, the Colorado DWRP fund utilization rate was 86%. The 2010 Region 8 target for the DWRP fund utilization rate has been established at 89%; it is the goal of the State to maintain the current fund utilization rate.
3. As of June 30, 2009, the rate at which the Colorado DWRP projects progressed as measured in fund disbursements as a percent of assistance provided was 87. It is the goal of the State to meet or exceed the national DWRP average.

Anticipated 2010 Outcomes:

1. Twenty (20) projects are anticipated to initiate construction between October 1, 2009 and December 31, 2010. Six (6) projects will be Disadvantaged Communities Loans.
2. Fourteen (14) projects are anticipated to initiate operations/complete construction between October 1, 2009 and December 31, 2010.

IV. FINANCIAL STATUS OF THE DWRP

The DWRP was created by State statute in 1995 prior to the enactment of the 1996 Amendments to the SDWA. Under this legislation, the Colorado General Assembly directed the transfer of \$7,253,915 to the DWRP. The final transfer occurred in March 1998. The State has made seventeen (17) direct loans for \$5,818,581 with State funds, which are kept separate from the federal portion of the DWRP. This segregation allows repayments from these loans to be made available for State match in the future.

A federally capitalized DWRF was authorized by the 1996 Amendments to the SDWA and was established in Colorado with the receipt of the first capitalization grant in September 1997. This program requires the state to match the total amount of each federal grant with a 20 percent contribution of state funds. This state match amount must be deposited entirely into the loan fund, which must be maintained in perpetuity. As of June 30, 2009, \$337,307.22 is available for future State match.

The DWRF provides both direct loans and leveraged loans to finance projects. Direct loans are generally made for smaller projects. This allows the program to provide low interest loans to small public water systems without going to the bond market and incurring associated closing costs. Direct loans (up to \$2 million) are generally funded from re-loan funds. If necessary, direct loans may be funded from capitalization grant funds. Based on an effort to keep the rates for direct loans at or below the leveraged loan rate, the interest rate will be set by the Authority's Board of Directors annually on or before December 31st for the following year.

Leveraged loans are generally provided to investment grade borrowers with larger projects. A leveraged loan (composed of grant funds, state match funds and bond proceeds) uses the reserve fund concept, whereby grant funds and re-loan funds in the DWRF are used as the source of security for bonds that are sold to increase the loan capacity. The leveraged loan interest rate is 80 percent of the market rate on the bonds and includes the administrative fee of one and one quarter percent (1.25%) of the initial principal amount of each loan or such lesser amount. The market rate on the bonds is determined on the day of pricing (sale) as the "all-in bond yield" (all costs considered) of the "AAA" - rated drinking water revenue bonds sold by the Authority. On August 21, 2009 the Colorado Water Resources and Power Development Authority's Board lowered the leveraged loan interest rate to 2.5% for all leveraged loan borrowers approved in 2010. The Authority Board also approved the 2010 direct loan rate at 2%. On or before December 31st of each year the Colorado Water Resources and Power Development Authority's Board determines the interest rate for loans that will apply in the following year.

Currently the administrative surcharge on all loans, up to one and one quarter percent (1.25%), ensures long-term administration of the DWRF and provides potential opportunities for grant assistance to small public water systems. The administrative fee supplements the 4 percent administrative set-aside from the capitalization grant. The administrative fee income is deposited into an account separate from the DWRF and is used for costs associated with the DWRF (i.e., Authority, WQCD and DLG staffing and expenses and other operations expenses of the DWRF). Administrative fee income will continue to be used to fund a planning and/or design grant program in 2009. Additionally, administrative fee income, as available, will be used beginning with the FFY 2008 DWRF capitalization grant to reimburse the Authority for state match funds (state match loan) deposited to the DWRF. The program reserves the right to charge up to 1.5% administrative fee on all DWRF loans if it is determined that additional funds are needed to fund administrative costs and/or repay the state match provided by the Authority. Beginning in 2008, up to \$1,000,000 of WPCRF administrative fees collected from loans may be transferred to the DWRF to pay for administrative costs of the DWRF.

Administrative fees received from DWRF loans for 2010 are estimated to be \$2,624,804. These funds will be used to fund direct program costs including legal and accounting fees, trustee fees, and other consultant fees, in addition to labor and overhead allocations of the Authority, WQCD and DLG. Total costs for administration of the DWRF are estimated to be \$2,200,000 a portion of which will be paid from DWRF set aside grant monies available. Appendix E1 is a table showing the administrative fee account activity since inception.

Leveraging the fund is appropriate where financing needs significantly exceed available funds; however, it impacts the DWRF by reducing the interest rate subsidy provided or reducing future loan capacity. Each year the DWRF Eligibility List needs (currently over \$1.7 billion) are compared against the loan capacity of the DWRF. By continuing to leverage, the program will be able to assist more communities currently on the DWRF Project Eligibility List and help those communities achieve compliance with the SDWA. To date, the leveraged loan rates have been in the range of 3.03 to 4.60 percent. Although no interest income on the grant funds and state match funds accrue to the DWRF from the leveraged loans, the long-term or perpetual nature of the DWRF remains in place.

Through June 30, 2009, the State has received a total of \$169,032,600 in federal capitalization grants (includes the \$6,666,667 transfer back to the WPCRF in 2003). Of this amount, \$39,961,415 has been set aside for non-loan activities. The State also anticipates receiving a FFY10 capitalization grant of \$24,640,000 with \$7,638,400

set aside for non-project activities. This amount may change based on final federal appropriations (See Appendix E1 and E2).

The 2010 Priority / Fundable List (Appendix C) documents fifty (50) additional projects that have had Eligibility Assessments completed in 2009. The fifty (50) projects added identified eligible project costs of \$141.2 million. In addition to these fifty (50) projects it is anticipated that the following projects may apply for DWRP funding during 2010:

Entity	Amount
Avondale Water & San District	\$ 1,000,000
Baca Grande WSD	\$ 750,000
Basalt, Town of	\$ 1,700,000
Bennett, Town of	\$ 2,600,000
Berthoud, Town of	\$ 8,500,000
Brush, City of	\$ 877,750
Buena Vista, Town of	\$ 9,062,100
Buffalo Creek Water District	\$ 212,477
Byers Water & San District	\$ 300,000
Canon City, City of	\$ 3,000,000
Colorado Springs, City of	\$ 59,000,000
Crested Butte, Town of	\$ 2,800,000
Crestone, Town of	\$ 862,194
Donala WSD District	\$ 9,250,000
East Cherry Creek Valley WSD	\$ 30,000,000
Edgemont Ranch MD	\$ 2,250,000
Erie, Town of	\$ 1,500,000
Estes Park, Town of	\$ 1,500,000
Forest View Acres Water District	\$ 4,800,000
Fort Collins, City of	\$ 6,664,000
Fort Lupton, City of	\$ 1,180,000
Fountain Valley Authority	\$ 1,000,000
Fountain, City of	\$ 1,000,000
Genesee WSD	\$ 4,384,000
Grand Junction, City of	\$ 550,000
Grand Junction, City of	\$ 2,000,000
Greeley, City of	\$ 900,000
Greeley, City of	\$ 3,450,000
Grover, Town of	\$ 1,000,000
Hotchkiss, Town of	\$ 850,000
Hudson, Town of	\$ 200,000
Idaho Springs, City of	\$ 900,000
Kim, Town of	\$ 590,000
La Plata West Water Authority	\$ 27,000,000
Larimer County	\$ 600,000
Little Thompson Water District	\$ 760,000
Longmont, City of	\$ 12,124,000
Meeker, Town of	\$ 950,000
Minturn, Town of	\$ 6,500,000

Entity	Amount
Morrison Creek MD	\$ 1,750,000
Mountain Water & San District	\$ 1,000,000
Naturita, Town of	\$ 1,100,000
Northglenn, City of	\$ 4,457,000
Parker Water & San District	\$ 50,000,000
Pinewood Springs Water District	\$ 2,275,000
Platteville, Town of	\$ 2,200,000
Poncha Springs, Town of	\$ 3,500,000
Red Rock Valley Estates	\$ 2,300,000
Rico, Town of	\$ 2,000,000
Round Mountain WSD	\$ 2,000,000
Routt County	\$ 200,000
Rye, Town of	\$ 2,050,000
San Juan River MD	\$ 495,000
Security Water District	\$ 16,554,000
Sedalia WSD	\$ 750,000
Siebert, Town of	\$ 520,000
Steamboat Lake WSD	\$ 500,000
Steamboat Springs, City of	\$ 400,000
Sterling, City of	\$ 30,000,000
Swink, Town of	\$ 380,000
Telluride, Town of	\$ 12,500,000
Timbers WSD	\$ 742,000
Traer Creek Metropolitan District	\$ 10,890,000
Tree Haus Metropolitan District	\$ 1,850,000
Turkey Canon Ranch WD	\$ 500,000
Two Buttes, Town of	\$ 1,370,000
Victor, City of	\$ 500,000
Walsenburg, City of	\$ 2,200,000
Watkins, Town of	\$ 525,000
Wellington, Town of	\$ 5,636,463
Westminster, City of	\$ 3,945,000
Westminster, City of	\$ 175,000
Westminster, City of	\$ 3,000,000
Westminster, City of	\$ 5,250,000
Wiggins, Town of	\$ 6,000,000
Williamsburg, Town of	\$ 1,202,399
Wray, City of	\$ 2,240,000

These projects are not included on the Priority / Fundable list as Eligibility Assessments have not been completed. Projects receiving an Eligibility Assessment during the calendar year will be added to the following

years Priority / Fundable List for approval by the WQCC. It is anticipated that an additional \$395.5 million in DWRF loans could be seeking funding during 2010.

It is anticipated that a transfer of an amount up to \$10 million (as discussed below) from the DWRF to the WPCRF may be made in 2010 reducing the 2010 DWRF loan capacity from \$37.5 million to \$24.5 million.

A. Transfer Activities

As authorized by Congress, up to 33 percent of the cumulative drinking water capitalization grants for FFY 1997 through FFY 2009 (total drinking water grants at \$169,032,600) may be reserved from the DWRF and transferred to the WPCRF. The following table itemizes (\$ in millions) the amount of net SRF funds available for transfer between the two programs:

**Table I
Net Funds Available for Transfer**

Year	Transaction	Banked Transfer Ceiling	Transferred from WPCRF -DWRF	Transferred from DWRF-WPCRF	WPCRF Funds Available for Transfer	DWRF Funds Available for Transfer
1997	CG Award	\$5.6	-----	-----	\$5.6*	\$5.6*
1998	CG Award	8.8	-----	-----	8.8	8.8
1999	CG Award	12.1	-----	-----	12.1	12.1
1999	Transfer	12.1	\$6.7**	-----	5.4	18.8
2000	CG Award	15.6	-----	-----	8.9	22.3
2001	CG Award	19.1	-----	-----	12.4	25.8
2002	CG Award	23.6	-----	-----	16.9	30.3
2003	CG Award	28.0	-----	-----	21.3	34.7
2003	Transfer	28.0	-----	\$6.7**	28	28
2004	CG Award	32.2	-----	-----	32.2	32.2
2005	CG Award	36.7	-----	-----	36.7	36.7
2006	CG Award	41.5	-----	-----	41.5	41.5
2007	CG Award	46.3	-----	-----	46.3	46.3
2008	CG Award	51.0	-----	-----	51.0	51.0
2009	CG Award	55.7	-----	-----	55.7	55.7

* Transfers could not occur until one year after the DWRF had been established.

** \$6.7 million capitalization grant funds.

The authorization to transfer funds for FY 2006 and thereafter, has been approved in the 2006 EPA Appropriations Bill. Since a number of identified water pollution control loan projects are expected to request funds in 2010, the WPCRF loan demand is expected to exceed available loan capacity. If a transfer is pursued, a stakeholders group will be notified of the State's intent to transfer capitalization funds from the DWRF to the WPCRF. Based on the Water Quality Control Commission and the Governor's approvals, a transfer of no more than \$10,000,000 may be made from the DWRF into the WPCRF in 2010. The exact amount of the transfer will be determined after the January 15 or June 15 application deadlines, and the WPCRF and DWRF loan demands are determined. The following Tables (Table II & Table III) provide a comparison of loan capacity impacts if a transfer of \$10, \$7 or \$5 million is made from the DWRF. None of the transferred funds will be used for administrative purposes.

Beginning in 2008, up to \$1,000,000 of WPCRF administrative fees collected from loans may be transferred to the DWRF to pay for administrative costs of the DWRF.

**Table II
Drinking Water Revolving Fund**

**Calculation of Loan Capacity for 2010 as of June 30, 2009
Assuming Various Transfer to WPCRF**

Capitalization grants for loans through 2009	\$129,071,185	\$129,071,185	\$129,071,185	\$129,071,185
Obligated for loans through 6/30/09	\$104,686,624	\$104,686,624	\$104,686,624	\$104,686,624
Remainder	\$ 24,384,561	\$ 24,384,561	\$ 24,384,561	\$ 24,384,561

Expected 2010 Capitalization Grant	\$ 24,640,000	\$ 24,640,000	\$ 24,640,000	\$ 24,640,000
Less Set-Asides	\$ 7,638,400	\$ 7,638,400	\$ 7,638,400	\$ 7,638,400
Total 2010 Grant	\$ 17,001,600	\$ 17,001,600	\$ 17,001,600	\$ 17,001,600
Total Grant Funds Available	\$ 41,386,161	\$ 41,386,161	\$ 41,386,161	\$ 41,386,161
Less Grant Funds used remainder of 2009 (for direct loans)	\$ 2,105,646	\$ 2,105,646	\$ 2,105,646	\$ 2,105,646
Less Transfer to WPCRF in 2010	\$ -	\$ 10,000,000	\$ 7,000,000	\$ 5,000,000
Grant \$ Available	\$ 39,280,515	\$ 29,280,515	\$ 32,280,515	\$ 34,280,515
Re-loan funds as of 06/30/09	\$ 5,585,193	\$ 5,585,193	\$ 5,585,193	\$ 5,585,193
plus: Deallocation on 9/1/09	\$ 5,960,182	\$ 5,960,182	\$ 5,960,182	\$ 5,960,182
plus: Deallocation on 9/1/10	\$ 6,533,180	\$ 6,533,180	\$ 6,533,180	\$ 6,533,180
less: Re-loan funds used Remainder of 2009	\$ 14,185,753	\$ 14,185,753	\$ 14,185,753	\$ 14,185,753
Total Re-Loan Funds Available	\$ 3,892,802	\$ 3,892,802	\$ 3,892,802	\$ 3,892,802
Loan Capacity for 2010				
2009A Drinking Water Bond Issue	\$ 17,420,000	\$ 17,420,000	\$ 17,420,000	\$ 17,420,000
Leveraged Loans from Grants X 1.3	\$ 51,064,669	\$ 38,064,669	\$ 41,964,669	\$ 44,564,669
Leveraged Loans from Re-Loan Funds X 1	\$ 3,892,802	\$ 3,892,802	\$ 3,892,802	\$ 3,892,802
2010 DWRP Loan Capacity	\$ 37,537,471	\$ 24,537,471	\$ 28,437,471	\$ 31,037,471

TABLE III
Calculation of loan capacity for the 2010 Water Pollution Control Revolving Fund
As of June 30, 2009
Assuming Various transfer from the DWRP to the WPCRF

	<u>0\$ Transfer</u>	<u>\$10 million</u>	<u>\$7million</u>	<u>\$5 million</u>
Capitalization grants through 2009 Obligated for loans and admin through 06/30/09	\$ 222,591,723	\$ 222,591,723	\$ 222,591,723	\$ 222,591,723
Remainder	\$ 4,471,332	\$ 4,471,332	\$ 4,471,332	\$ 4,471,332
Expected 2010 Capitalization Grant				
0.8% of \$ 2.3 billion	\$ 18,400,000	\$ 18,400,000	\$ 18,400,000	\$ 18,400,000
Less 4% Administrative Fee	\$ 736,000	\$ 736,000	\$ 736,000	\$ 736,000
Total 2010 Grant	\$ 17,664,000	\$ 17,664,000	\$ 17,664,000	\$ 17,664,000
Plus Transfer from DWRP in 2010	\$ -	\$ 10,000,000.00	\$ 7,000,000.00	\$ 5,000,000.00
Total Grant Funds Available	\$ 22,135,332	\$ 32,135,332	\$ 29,135,332	\$ 27,135,332

Re-loan funds as of 06/30/09	\$	22,884,285	\$	22,884,285	\$	22,884,285	\$	22,884,285
plus: Deallocation on 9/02/09	\$	16,931,173	\$	16,931,173	\$	16,931,173	\$	16,931,173
plus: Deallocation on 9/02/10	\$	16,062,174	\$	16,062,174	\$	16,062,174	\$	16,062,174
less: Re-loan funds used for direct loans remainder 2009	\$	19,613,829	\$	19,613,829	\$	19,613,829	\$	19,613,829
Total Re-Loan Funds Available	\$	36,263,803	\$	36,263,803	\$	36,263,803	\$	36,263,803
Loan Capacity for 2010 (includes 9/2/10 deallocation)								
Leveraged Loans from Grants X 2.0	\$	44,270,664	\$	64,270,664	\$	58,270,664	\$	54,270,664
Leveraged Loans from Re-Loan Funds X 1.70	\$	61,648,464	\$	61,648,464	\$	61,648,464	\$	61,648,464
less: 2009A Clean Water Bond Issue	\$	65,600,000	\$	65,600,000	\$	65,600,000	\$	65,600,000
2010 WPCRF Loan Capacity (less 2009A Bond Issue)	\$	40,319,128	\$	60,319,128	\$	54,319,128	\$	50,319,128

It is estimated that a transfer of \$5-\$10 million from the DWRP to the WPCRF will reduce the DWRP revolving level \$1-\$2.5 million/year over the next 20 years. The DWRP set-asides would not be affected and the remainder of the allocation would be deposited into the revolving fund. All identified and eligible drinking water projects that are ready for construction in 2010 will be funded out of the expected 2009 DWRP loan capacity. The transfer of capitalization funds from the DWRP to the WPCRF is not expected to cause any eligible drinking water projects to be delayed over the next few years.

This transfer of capitalization grant funds will be deposited in the WPCRF and will only be available for loans. With the statutory language approved by the Colorado State General Assembly in 2002, any transfers can be made from one account to the other with all of the appropriate approvals.

B. Cross-Collateralization Activities

Beginning in the calendar year commencing on January 1, 1999, the WPCRF, along with the DWRP may cross-collateralize or pledge moneys on deposit in one fund to act as additional security for bonds secured by moneys on deposit in the other fund. This mechanism was utilized for both programs in 1999 and, as a result, the bond ratings for both programs were upgraded to AAA by all three bond-rating agencies. This upgrade translates to lower interest rates and thereby more savings to the borrowers of both programs.

C. Operator Certification

The 1996 Amendments to the Federal Safe Drinking Water Act required that states develop certification programs for operators of water treatment plants and distribution systems. House Bill 00-1431 adopted by the Colorado General Assembly revised the existing Colorado operators certification program, in part to meet the new federal requirements. The WQCD and the Water and Wastewater Facility Operators Certification Board have developed a program to implement the federal requirements, in accordance with the revised state statute. EPA has approved the program.

V. LONG TERM GOALS

The State continues to develop long-term goals that will protect public health and ensure the integrity of the DWRF. To achieve these goals, the following objectives were developed for 2010:

1. Provide affordable financial assistance for eligible applicants while maintaining a perpetual, self-sustaining revolving fund program.
2. Provide technical assistance to governmental agencies for facilitating effective planning, design, financing, and construction of facilities to comply with the provisions of the Colorado Primary Drinking Water regulations.
3. Maintain compliance with State and Federal laws and the provisions of the State/EPA operating agreement.

VI. SHORT TERM GOALS

The Short-term goals of the DWRF for 2010 are as follows:

1. Evaluate the system of prioritizing projects for funding to ensure that the DWRF provides maximum benefit to high priority drinking water systems to protect public health.
2. Within 90 days of the EPA allotment of capitalization grant funds, the Authority, in conjunction with the WQCD, will submit an application for the 2010 capitalization grant funds.
3. Conduct an availability analysis of Disadvantaged Business Enterprise (DBE) firms in order to establish the 2011-2013 DBE goals.
4. The WQCD will initiate the process for identifying projects in the FY 2011 Intended Use Plan by May 2010.
5. Submit the Annual Audit to EPA by April 30, 2010.
6. The State Revolving Fund Committee, consisting of staff from WQCD, Authority and DLG in 2010 will work toward implementing the following program improvements:
 - a. Continue to meet with the Water and Waste Water Funding Coordination Committee, to coordinate the financial needs of communities that are planning improvement projects identified in the 2010 IUP. The Funding Coordination Committee includes staff from the WQCD, Authority, DLG, Colorado Water Conservation Board, USDA Rural Development and the Rural Community Assistance Corporation.
 - b. Improve coordination between state and federal agencies to facilitate the use of multiple sources of capital financing when appropriate.
7. Leverage funds in the DWRF to accommodate the estimated demand for eligible projects in 2010 and thereafter.
8. The following projects will be funded to address specific Safe Drinking Water Act and Colorado State Drinking Water Regulations
 - Aging/Failing Infrastructure: Cities of Lamar and Salida, Baca Grande WD, Crested Butte South MD, Town of Ridgway, City of Rocky Ford, City of Colorado Springs, City of Grand Junction, Town of Sawpit, Gateway MD, East Cherry Hill WSD, Town of Hotchkiss, Town of Fairplay, Town of Ophir, and the Town of Holly.
 - Surface Water Treatment Rule: City of Sterling
 - Filtration/Disinfection Rule: City of Cortez
 - Chemical Contaminants and Radionuclide Rule: City of Sterling
 - Microbiological Contaminant Rule (Total Coliform):
 - Water Conservation:
9. The WQCD will review and revise as necessary the "Guidance for Preparing Preliminary Engineering Reports" and update the "State Environmental Review Policy" specific to the DWRF.
10. The DLG will conduct 4 to 8 training events in 2010 to help build financial and managerial capacity of public water and wastewater systems.
11. The WQCD, in partnership with the Authority, will continue to utilize the shared access database for tracking project milestones.
12. The WQCD, DLG and the Authority will attend conferences such as Rural Water, Colorado Municipal League, and the Special District Association's annual conferences to provide program information to potential borrowers.

13. The WQCD, Authority and DLG will provide outreach and education opportunities in 2010 to improve financial and managerial capacity of small rural public water and wastewater systems, provide program information to potential borrowers and provide program information to potential borrowers, and provide consulting engineers and others with information about the funding process.

VII. DESCRIPTION OF NON-PROJECT (SET-ASIDE) ACTIVITIES TO BE SUPPORTED BY THE DWRF

A. Introduction

The State may set aside portions of each capitalization grant for non-project (set-aside) activities. As described in the introduction, these set-asides are to be used to fund those activities necessary to accomplish the requirements of the SDWA. The WQCD has identified in this plan the maximum amounts of set-aside funds the WQCD currently believes appropriate to best meet the goals of the SDWA. Since these amounts represent the maximum amount of funding that would be devoted to each of the set-asides for this capitalization grant, no further public notification would be made by the WQCD if lesser amounts than those proposed herein are actually used.

The purpose of the set-asides is to provide the funds needed for the administration of the DWRF (4% administration), as well as to meet overall drinking water program requirements of the 1996 Amendments to the SDWA and to conduct targeted activities specified in the SDWA. The Authority will provide the required 20 percent up-front state match to receive the federal capitalization grant, from which the set-asides are drawn. Beginning with the FFY02 grant, the 20 percent match for the set-aside portion has come from the loan administrative fee account. A list of the set-asides and the percentage of allocation is as follows:

- Administration (4 %)
- Small System Training and Technical Assistance (2%)
- State Drinking Water Program Management (10%)
- Local Assistance and Other State Programs (15%):
 - I. Land/Conservation easement acquisition for source water assessment protection
 - II. Assistance to a community water system to implement voluntary, incentive-based source water protection measures
 - III. Provide assistance to any public water system as part of a capacity development strategy
 - IV. Source Water Assessment and Protection Program (SWAP)
 - V. Wellhead Protection Program

A description of each set-aside and the funding earmarked from the FFY09 capitalization grant for each activity are described below. The FFY 09 capitalization grant amount is \$14,350,000. It is the responsibility of the WQCD to determine the amount of funds necessary under each set-aside and to meet the obligations of the SDWA. The financial status of the set-asides is summarized in Appendix E1. The State must develop, and EPA approve, work plans that describe the activities to be accomplished to be able to use those funds.

The administration of the 2010 set-aside funds as listed below are based on 2009 actual set-aside amounts. The 2010 capitalization grant amounts are estimated at this time.

B. Administration Set-Aside

Set-Aside	Amount	Purpose
Administration	\$574,000(4%) for FFY10	To cover the cost of (1) administering the DWRF, and (2) providing technical assistance to public water systems (PWSS). Administration is an on-going activity.

FFY10 Request: Colorado is entitled to set aside up to 4 percent (\$574,000) from the capitalization grant for this set-aside. Based on project needs identified by the WQCD, the WQCD intends to set aside the full \$574,000.

Use of Funds in 2010 and Expected Accomplishments: These funds will be used to cover administrative expenses related to projects and activities authorized under the SDWA, including the provision of technical assistance to public water systems.

The outputs/activities and the anticipated outcomes (short-term/long-term) for the DWRF administration are described above in Section III. "Criteria, Methods and Evaluation for DWRF Distribution" under Part G "DWRF Results."

C. Small System Training and Technical Assistance (SSTTA)

Set-Aside	Amount	Purpose
SSTTA	\$287,000 (2%) for FFY10	To provide (1) training, (2) technical assistance, and (3) provide planning and design grants to small systems. SSTTA is an on-going activity.

FFY10 Request: Colorado is entitled to set aside up to 2 percent (\$287,000) from the capitalization grant for this set-aside. Based on project needs identified by the WQCD, the WQCD intends to set aside the full \$287,000.

Use of Funds in 2010 and Expected Accomplishments: Use of funds from previous year's SSTTA set asides will be used for training, technical assistance and planning and design grants for water system serving 10,000 or less in population. The Safe Drinking Water Program is developing a comprehensive training curriculum that will be designed to cover all the topics required by competent operators. This will increase the use of these SSTTA funds in 2010. Funds will be used to support internal staff involved in technical assistance, as well as not-for-profit assistance providers training programs. A portion of the technical assistance provided in 2009 will be concurrent with sanitary surveys conducted at small groundwater systems. A portion will also focus on cross connection control at small systems.

In calendar year 2009, the WQCD submitted and received EPA approval on the State fiscal years 2009 – 2011 SSTTA workplan. The revised work plan included a request for FTE.

D State Drinking Water Program Management

Set-Aside	Amount	Purpose
State Program Management	\$1,435,000 (10%) for FFY10	To administer the State Public Water System Supervision (PWSS) Program, which includes regulations development, compliance monitoring, data management, compliance assistance and enforcement. Can also be used to: --Administer or provide technical assistance for SWAP, --Develop and implement a capacity development strategy, --Administer and implement operator certification program. PWSS program implementation and the other activities are on-going.

FFY10 Request: Colorado is entitled to set aside up to 10 percent (\$1,435,000) from the capitalization grant for this set-aside. The act requires that this set-aside be matched one-for-one with available State expenditures as described below. Based on the qualifying expenditures, the WQCD intends to set aside the full \$1,435,000.

In addition to the up-front 20 percent match required for the State to qualify for the full capitalization grant, a dollar-for-dollar match must be provided by the State. The dollar-for-dollar federal match requirement will be met by utilizing drinking water program general funds, drinking water operator certification fees, drinking water related expenditures from the State laboratory, and 1993 Drinking Water Grant matching funds from the WQCD. The laboratory contribution includes analyses of drinking water samples. According to the Act, State program match funds that were expended in 1993 can be used to provide up to 50 percent of the set-aside match. Current year State funds in excess of the minimum required for the PWSS Program grant included in the Department's Performance Partnership grant may also be used. The program funding sources that qualify as match (program general funds in excess of PWSS grant match requirements, operator certification program fees, drinking water related laboratory expenditures, and 1993 Drinking Water Program State expenditures) allows the WQCD to take \$1,435,000.

Currently, a portion of this set-aside is being used to fund numerous staff for implementation of the many new program requirements associated with the 1996 reauthorization of the SDWA. The staffing for the Drinking Water Program is spread among the Capacity Building Unit, the Engineering Section, the Compliance Assurance and Data Management Section, the Administration Program and senior level division management.

In calendar year 2009, the WQCD revised the State Drinking Water Program Management Set-aside workplan and received EPA approval. The revised work plan included amendments to FTE support and updates related to planned expenditures.

Use of Funds in 2010 and Expected Accomplishments: For 2010, the efforts initiated and accomplished in prior years will be continued. New efforts will include increased focus on compliance assurance through the Systems of Concern process, improved data management and improved technical and compliance assistance for drinking water systems.

Planned Expenditures

- Data management system upgrades/maintenance.
- Support for projects with state universities for technical assistance, including literature review and design criteria and policy development.
- Improved system communication resulting in drinking water compliance progress and attainment.
- Effective program oversight, compliance assurance, enforcement, rule adoption, regulatory development, public water system assistance and capacity development.
- Staffing for engineering, compliance assurance, compliance assistance, rule management, data management, enforcement, administration, sampling, SWAP support, sanitary surveys, program management, contract oversight, early rule implementation, training and technical assistance.
- Computer acquisition, employee expenses, including furniture, vehicles, operational costs, and indirect costs.

E. Local Assistance and Other State Programs

Set-Aside	Amount	Purpose
Local Assistance Set-Asides:	\$2,152,500 (15%) of total (no more than 10% for any one of the following activities)	Consists of the following five activities:
SWAP Land Acquisition (PWS Loan)	See below for funding	See below for set-aside
SWAP Implementation (PWS Loan)	requests	descriptions
Capacity Development		
Source Water...(SWAP)*		
Wellhead...*		

**The Wellhead Protection Program (for groundwater systems) was created by the Safe Drinking Water Act Amendments of 1986. The Colorado Wellhead Protection Program Plan was issued in 1994. The Source Water Assessment and Protection Program (SWAP) was created by the SDWA Amendments of 1996. The Colorado*

Source Water Assessment and Protection Program Plan was issued in 2000. Programmatically, SWAP combines both groundwater and surface water activities (although the original Wellhead Protection Program has some features which are somewhat different from SWAP). For budgetary purposes, however, SWAP set-aside funds were required to be dedicated to surface water systems and Wellhead set-aside funds to groundwater systems. Once all the SWAP assessments are complete, the two programs will be integrated into one program plan. The Integrated Source Water Assessment and Protection (ISWAP) Program Plan (August 2007) was submitted to Region 8 EPA on January 31, 2008. The ISWAP combines and integrates elements of both the Wellhead Protection Program and the SWAP Program Plans. The ISWAP outlines and identifies the project activities, objectives, and goals that support the Division's source water assessment and protection planning efforts. The current Wellhead Protection Set Aside Workplan (2008-2013) was submitted to EPA on July 1, 2008 and approved on February 2, 2009. This approved workplan identifies the proposed grant expenditures from SFY 2008 through 2013.

FFY10 Request: Colorado is entitled to set aside up to 15 percent (\$2,152,500) from the capitalization grant for these five combined activities. However, no more than 10 percent (\$1,435,000) may be used for any one of the individual local assistance set-asides. The specific amounts indicated below are based on project needs identified by the WQCD and total \$2,152,500 (\$1,435,000 Capacity Development plus \$717,500 Wellhead Protection.) The five set-asides are described as follows:

1. Loans to public water systems to acquire land or conservation easements for source water protection purposes.

Set-Aside	Amount	Purpose
Local Land Acquisition for SWAP	\$0 for FFY10	To provide loans to PWSS to acquire land or conservation easements to protect source water areas

FFY10 Request: None. The WQCD is not setting aside any funds for this purpose from its FFY09 capitalization grant.

2. Loans to community water systems to implement voluntary, incentive based source water quality protection measures.

Set-Aside	Amount	Purpose
Local SWAP Implementation	\$0 for FFY10	To provide loans to PWSS to implement source water protection measures.

FFY10 Request: None. The WQCD is not setting aside any funds for this purpose from its FFY09 capitalization grant.

3. Capacity Development

Set-Aside	Amount	Purpose
Capacity Development	\$1,435,000 (10%) for FFY10	To implement the capacity development strategy to assist new and existing systems to achieve and maintain technical, managerial, and financial capacity. A portion will be used to support the SWAP activities described below.

In calendar year 2009, the WQCD received approval from EPA for a revised Capacity Development Strategy (for FY2008-2012) and a revised Capacity Development workplan (for FY2008-2010).

FFY10 Request: Colorado is entitled to set aside up to 10 percent (\$1,435,000) from the capitalization grant for this activity. Based on the Authority match described below, the WQCD intends to set aside the entire \$1,435,000. A portion of this (\$300,000) will be used to support the SWAP activities described below.

Use of Funds in 2010 and Expected Accomplishments: For 2010, the efforts initiated and accomplished previously will be continued. Additional output activities included in the EPA approved work plan to be expanded or initiated are as follows:

- Maintain advanced operator training through the Colorado Drinking Water Excellence program for surface water systems of Colorado to ensure plants are operating at peak capabilities to ensure continuously safe drinking water.
- Continued improvements to the CDPHE drinking water web site, to include, access to new information and operator training.
- Continued implementation of a “Systems of Concern” program to identify and provide technical assistance to selected water systems in violation of regulations, including those either on the significant non-compliance (SNC) list or soon to be on the SNC list. This effort will utilize WQCD staff and contractors with the goal of both resolving the violation and ensuring the water system has technical, managerial, and financial capacity (TMF).
- Continued implementation of a program to assist systems with radionuclides in their source waters, to help them comply with existing and anticipated radionuclide regulations.
- Development and delivery of training relating to the new ground water rule.
- Improved sanitary surveys and oversight for non-community groundwater systems.
- Implementation of a Coaching program to bring one-on-one training and technical assistance to systems with TMF shortcomings. These services frequently provided follow-up for systems with TMF Assessments or Comprehensive Performance Evaluation (CPE) assessments, and those identified by the Systems of Concern Teams as needing intensive assistance.
- Implementation of source water assessment and assistance with protection planning for surface water systems.
- Staffing related to the above activities, including grant and contract management when activities are performed by a third-party.

4. Source Water Assessment and Protection Program (SWAP)

Set-Aside	Amount	Purpose
SWAP	\$0 for FFY10	To delineate and assess source water areas for surface and ground water systems. SWAP assessment reports were completed in December 2004.

FFY10 Request: The WQCD set-aside the full FFY97 allotment of \$1,678,410, based on project needs identified by the WQCD. The SWAP allotment was a one-time allotment. The SWAP set-aside was fully expended during the FFY06 period.

5. Wellhead Protection Program (WHP)

Set-Aside	Amount	Purpose
Wellhead Protection	\$717,500 for FFY10	To delineate and assess source water areas for ground water systems. Produce new WHP assessment reports as necessary. Support development and implementation of local ground water protection plans.

FFY10 Request: The WQCD intends to use \$717,500.

Use of Funds in 2010 and Expected Accomplishments: The Wellhead Program will work towards implementation of the following output activities:

- Completion of new and/or revised ground water susceptibility assessments.
- Completion of new and/or revised ground water source water delineations.
- Development and implementation of ground water source water protection plans.
- Financial assistance through the SWAP grant program for groundwater protection plans.

- Public water system data improvement.
- Public water system community information and education.
- Coordinate and perform community and non-community ground water sanitary surveys.
- Compilation and reporting of the national source water protection measures to EPA.

Anticipated Outcomes (short-term/long-term)

- Enhanced ground water susceptibility assessments to improve compliance.
- Improved ground water protection plans.
- Enhanced WHP data management.
- Enhance community information and education.
- Improved data compilation and reporting.

VIII. MISCELLANEOUS INFORMATION

The State will provide the necessary assurance and certifications as part of the Capitalization Grant Agreement and Operating Agreement between the State and EPA.

The proposed payment schedule using FFY 2010 Drinking Water funds will be included in the application for the capitalization grant. The payment schedule identifies the anticipated amount of EPA Automated Clearinghouse (ACH) draws from the capitalization grant and state dollars to be deposited into the DWRF.

The State legislation (SB 95-083) established the DWRF as an enduring and viable fund. The DWRF shall be maintained and be available in perpetuity for providing financial assistance as authorized and limited by the SDWA.

On February 17, 2009 President Obama signed into Public Law the American Recovery and Reinvestment Act (ARRA). Colorado received over \$32 million dollars for drinking water infrastructure needs. All funds must be under contract or construction no later than February 17, 2010. On May 29, 2009 the Commission approved the plan for distribution of the funds as Addendum #1 to the approved 2009 Intended Use Plan.

The 2009 ARRA Intended Use Plan has been incorporated into the 2010 IUP by Addendum #1.

IX. STATE DRINKING WATER GRANT FUND

A. INTRODUCTION

Section 25-1.5-208, C.R.S., as amended, provides authority for the Drinking Water Grant Fund (DWGF) to provide financial assistance to eligible public water systems (PWS). Section 25-1.5-208(1)(b) provides that the Water Quality Control Commission (Commission) shall promulgate rules for the administration of any appropriated grant funds and for prioritizing projects based upon public health impact and compliance with applicable regulations.

The purpose of the DWGF is to provide financial assistance to governmental agencies and not-for-profit public water systems as well as to counties representing unincorporated areas serving populations of not more than 5,000 people. Eligible projects as described in the DWGF Rules (Appendix G) include consolidation, planning, design and/or construction of water treatment systems. The State Drinking Water Grant Fund has not been funded since 2006-2007.

B. LIST OF STATE DRINKING WATER GRANT PROJECTS

An annual Intended Use Plan (IUP) is developed by the Water Quality Control Division (Division) and approved by the Commission. The IUP provides information about how the state will assist communities with their drinking water needs. Included in the IUP is the Project Eligibility List, which is a comprehensive list identifying drinking water project needs.

Attached to the IUP, as Appendix B, is the 2010, DWRP and DWGF Project Eligibility List. Appendix H, lists all eligible Private Not for Profit systems. Both Appendix B and H documents the current construction needs for all identified eligible water projects.

Appendices B1 and B2 summarize the additions and deletions that were made from the 2010 Project Eligibility List. If more projects apply for drinking water grant funding during 2010 and sufficient funds are not available, projects will be funded in a priority order as outlined below.

C. CRITERIA AND METHODS FOR DISTRIBUTING FUNDS

1. Categories by Priority Ranking

- Priority (1) Acute Health Hazard. The Division has identified continuous violation of an acute maximum contaminant level (MCL) or a surface water treatment rule (SWTR) treatment technique requirement.
- Priority (2) Chronic (long term) Health Hazard. The Division has identified a continuous violation of an MCL or an SWTR treatment technique requirement for a chronic contaminant.
- Priority (3) Potential Acute Health Hazard. The PWS has periodically exceeded an acute MCL, has levels greater than 50 percent of an acute MCL on a regular basis, or has short term problems meeting an SWTR treatment technique requirement that can be controlled temporarily by operational means.
- Priority (4) Potential Chronic Health Hazard. The PWS has periodically exceeded a chronic MCL, has levels greater than 50 percent of a chronic MCL on a regular basis, or has short term problems meeting other treatment technique requirements.
- Priority (5) Other Future Needs. The PWS is beyond the useful/design life and is in need of equipment replacement, rehabilitation or repair, in order to maintain compliance or further the public health protection goals of the Safe Drinking Water Act.

Project eligibility list categories are determined based on information provided by the applicant during the annual project eligibility list survey process. Based upon receipt and review of a preliminary engineering report and grant application the assigned project eligibility list category may be revised, during the prioritization process, to more accurately reflect the proposed project.

2. Application Deadlines

In order to prioritize projects, an application deadline of **September 1st** has been implemented. Applications will be accepted throughout the year however, grants will not be executed until all applications received by the application deadline have been prioritized and it is determined that sufficient funds are available. Those projects not receiving funding may reapply the following September 1st by submitting an updated DWGF grant application.

3. Funding Priorities

- The governmental agency's project is identified on the current years Eligibility List, and
- The governmental agency is ready to proceed with the project, and
- A complete grant application is submitted to the WQCD, and
- The Division obtains a certificate of financial need issued by DLG, and
- Funds are available.

If it is determined that the DWGF lacks sufficient funds to cover requests for all eligible projects that are ready to proceed, projects will be funded beginning with the highest priority categories. Category 1 projects will be funded prior to Category 2 projects, which will be funded prior to Category 3 projects, which will be funded prior to Category 4 projects, which will be funded prior to Category 5 projects.

Within each category, projects will be further prioritized using the following Priority Point Assignments.

(a) Population. Points shall be assigned to a PWS based on the following schedule of population served by the project, with emphasis given to small communities:

25 to 1,000	20 points
1,001 to 3,300	15 points
3,301 to 10,000	10 points
Over 10,000	5 points

(b) Financial Need. Points shall be assigned to a PWS in accordance with the following "financial need criteria:"

(i) Ability to pay (annual water service fee as a % of median household income):

over <u>3%</u>	20 points
over <u>2%</u> ; up to 3%	15 points
over <u>1%</u> ; up to 2%	10 points

(ii) Local burden (total project cost per equivalent residential tap):

Over \$5,000	20 points
Over \$3,500	15 points
Over \$2,000	10 points

(c) Consolidation. Fifteen points shall be assigned to a PWS if the project includes consolidating two or more PWS.

- (d) Water Conservation. Five points shall be assigned to a PWS if the PWS implements a water conservation measure.
- (e) Source Water Protection. Two points shall be assigned to a PWS if the governmental agency implements source water protection measures.
- (f) Beneficial Use of Sludge. Two points shall be assigned to a PWS if the governmental agency intends to utilize water treatment plant sludge for a beneficial use as defined herein.
- (g) Health Risk. To further clarify the ranking of PWS projects, the Division shall assign up to twenty points for PWS health risks. Determination of the health risk will be made based upon the type and level of contaminant present within categories.

Grant funds cannot be used to reimburse for costs related to fees and/or penalties assessed by the Division.

4. Planning Grants

Upon receipt of the annual allocation, up to 10% percent of the appropriation may be reserved for planning grants. The intent of the planning grant is to assist DWGF applicants with costs associated with preparing a preliminary engineering report. Applications will be considered on a first come first service basis.

5. Drinking Water Grant Fund Program Activities

The legislature allocated \$1.5 million to the DWGF Program for FY 2006-2007. This has been the only appropriation to this fund since 2002. This fund did not receive an appropriation for 2009-2010. Appendix I is reserved for future DWGF appropriations.

As provided for in Section 25-1.5-208 (1) (b) the WQCD may use up to five percent of the appropriated funds for the administration and management of such project grants.

6. Drinking Water Grant Fund Program Goals

In the event funds become available, the goals for 2010 are listed below:

- a. Throughout the year, the WQCD will work with eligible projects that are ready to proceed and assist communities with funding alternatives.
- b. The 2010 IUP will be submitted to the WQCC for their approval at an Administrative Action Hearing.

X. PUBLIC REVIEW AND COMMENT

On December 14, 2009 the Colorado State Water Quality Control Commission published this information and held an Administrative Action Hearing at which time the State's 2010 IUP including the 2010 DWRF project eligibility list and project priority / fundable list were approved.

Each year, the IUP will be amended to include additional DWRF projects and other appropriate changes. The WQCD will continually seek public review and comment for the proposed list of eligible projects and IUP brought before the State Water Quality Control Commission for annual approval.

APPENDIX A
DEPARTMENT OF PUBLIC HEALTH AND ENVIRONMENT
WATER QUALITY CONTROL COMMISSION
5 CCR 1002-52
REGULATION NO. 52
DRINKING WATER REVOLVING FUND RULES

52.1 AUTHORITY

In Senate Bill 95-083, the Colorado General Assembly created the Drinking Water Revolving Fund to provide financial assistance to certain drinking water projects in the State of Colorado. The fund is held and administered by the Colorado Water Resources and Power Development Authority (the Authority), which is authorized to issue bonds to finance the program. Moneys in the fund may be used to provide financial assistance to projects included on a Project Eligibility List, which is part of the annual Intended Use Plan (IUP). Codified at sections 37-95-103 and 37-95-107.8, C.R.S., the statutes direct the Water Quality Control Commission (Commission) to submit additions and modifications to the Project Eligibility List annually for adoption by the General Assembly by Joint Resolution signed by the Governor. This regulation complies with 40 CFR part 35, subpart I, and provides for the Commission's approval of the Intended Use Plan including additions and modifications to the Project Eligibility List and the Priority / Fundable List.

The 1996 amendments to the federal Safe Drinking Water Act (SDWA) include authorization of a state revolving fund program similar to that included in the Clean Water Act for wastewater projects. The Drinking Water Revolving Fund established by Senate Bill 95-083 meets the requirements of the SDWA concerning revolving fund financing programs and allows for federal funding of Colorado's revolving fund financing program.

Section 25 1.5-203, C.R.S., also provides authority for this regulation.

52.2 DEFINITIONS

Section 1.5 of the Colorado Primary Drinking Water Regulations 5 CCR 1003-1, contains additional definitions that apply to this rule.

- (1) "Beneficial Use" - The use of water treatment plant sludge in conjunction with wastewater treatment plant sludge to act as a soil conditioner or low grade fertilizer for the promotion of vegetative growth on land and that meet the requirements of the state Biosolids Regulations.
- (2) "Consolidation" - A proposed new construction or expansion of a drinking water supply system that will eliminate one or more existing water supply or treatment works. A letter of intent or a resolution adopted by the project participants must be provided to the Water Quality Control Division (Division) to guarantee the facilities will consolidate.
- (3) "Emergencies" - Situations or occurrences of a serious nature, developing suddenly and unexpectedly that cause a treatment facilities to be in noncompliance with drinking water standards and require immediate action.

- (4) "Governmental Agencies" - Departments, divisions, or other units of state government, special districts, water conservation districts, metropolitan water districts, conservancy districts, irrigation districts, municipal corporations, counties, cities and other political subdivisions, the United States or any agency thereof, and any agency, commission, or authority established pursuant to an interstate compact or agreement.
- (5) "Health Hazard" - A situation where the Division has identified a maximum contaminant level (MCL) violation or a treatment technique violation. Funding for these projects must result in compliance with existing standards.
 - (a) An acute health hazard includes violations of Surface Water Treatment Rule (SWTR) treatment technique requirement, bacteriological standards, and nitrite/nitrate levels. Acute contaminant health effects can occur immediately or within a short period of time.
 - (b) A chronic health hazard includes violations of all MCLs (other than those listed as acute) and treatment technique requirements. Chronic contaminant health effects occur after years of exposure.
 - (c) A potential health hazard is a situation where a public water system has periodically exceeded an MCL, has levels greater than 50 percent of an MCL on a regular basis, or has short term problems meeting a treatment technique requirement.
- (6) "Other Future Needs" - Those needs in situations where a facility is beyond the useful/design life and is in need of equipment replacement, rehabilitation or repair in order to maintain compliance or further the public health protection goals of the SDWA.
- (7) "Operational Means" - Temporary managerial or technical steps to protect public health during the time period when the public water system is out of compliance, e.g., boil order or bottled water.
- (8) "Pollution" - The man made, man induced, or natural alteration of the physical, chemical, biological, and radiological integrity of water.
- (9) "Project Eligibility List" - The list of projects eligible for financial assistance from the Authority through the Drinking Water Revolving Fund (DWRF), as adopted and from time to time modified in accordance with Section 37 95 107.8(4), C.R.S. The list shall consist of projects that address public health and SDWA compliance issues in the State of Colorado, and shall include only those domestic drinking water supply projects eligible for financial assistance through a state revolving fund pursuant to the terms of the SDWA.
- (10) "Public Water System" - (PWS) A system for the provision to the public of piped water for human consumption, if such system has at least fifteen service connections or regularly serves at least twenty-five individuals. Such term includes:
 - (a) Any collection, treatment, storage, and distribution facilities under control of the operator of such system and used primarily in connection with such system; and
 - (b) Any collection or pretreatment storage facilities not under such control, which are used primarily in connection with such system.
- (11) "Source Water Protection" - Structural or nonstructural source water protection activities done in addition to area delineation and contaminant assessment.
- (12) "Treatment Facilities" - Any devices or systems used in the collection, storage, treatment, transmission, diversion, or distribution of water intended for drinking water purposes.

- (13) "Water Conservation" - Any structural or nonstructural water conservation measure that achieves a reduction in water consumption for a PWS or a publicly owned treatment works. Structural measures shall include installation of interior low-flow plumbing fixtures that are distributed and/or installed by a governmental agency or that are funded in whole or in part by the governmental agency and water meters that are funded and owned by the governmental agency. Nonstructural measures shall include but are not necessarily limited to: incentives for previously installed low-flow fixtures, leak detection or infiltration/inflow programs, public awareness, public education, and incentive water service charges.
- (14) "Water Treatment Plant Sludge" - The accumulated solids resulting from treatment of water for domestic use.

52.3 PURPOSE

- (1) The purpose of the DWRF is to provide financial assistance to governmental agencies for the construction of treatment facilities for health and compliance purposes as defined above.
- (2) An annual Intended Use Plan (IUP) is required by the SDWA to provide information about how the state will assist communities with their drinking water needs. Included in the IUP is the Project Eligibility List, which is a comprehensive list identifying governmental agencies with drinking water project needs, and the Priority / Fundable List, identifying prioritized PWS projects that are eligible for financial assistance from the DWRF. The project priority system is intended to establish priorities for the DWRF to protect and improve the health, safety, and reliability of drinking water supplies in Colorado. It is the policy of the Commission to maintain and improve the existing high quality standards for drinking water in the State by providing accessibility to the DWRF.
- (3) It is also the policy of the Commission to encourage consolidation of drinking water systems and to promote water conservation where practicable.
- (4) It is the policy of the Commission to promote beneficial use of sludge created by treatment processes of a PWS.
- (5) Any applicant for financial assistance from the DWRF must comply with policies and procedures and other requirements of the Authority.

52.4 INTENDED USE PLAN PROCEDURES

The Division, in cooperation with the Division of Local Government (DLG) and the Authority, shall develop an annual IUP. The Division shall recommend the IUP to the Commission each year for final agency action at a public hearing, and shall also provide for public notice and an opportunity to comment to comply with the SDWA.

The IUP shall include:

- (1) The Project Eligibility List and Priority / Fundable List of projects.
- (2) Descriptions of:
 - (a) Criteria and method used for distribution of funds
 - (b) Financial status of the DWRF program
 - (c) Short and long term goals of the DWRF program
 - (d) Amounts transferred between the DWRF and the Water Pollution Control Revolving Fund

- (e) Set-aside activities and the percentage of the capitalization grant to be used
 - (f) How a state disadvantaged community program will be defined and utilized, if applicable; and
- (3) Any other material that may be required by the SDWA.

52.5 PROJECT ELIGIBILITY LIST AND PRIORITY / FUNDABLE LIST PROCEDURES

- (1) The Project Eligibility List is the comprehensive list of projects showing current and future needs of PWS improvements. Each year the Division shall (after consultation with the DLG and the Authority) review, update, and compile additions and modifications to the Project Eligibility List and recommend such additions and modifications to the Commission for final agency action at a public hearing. The list shall be forwarded to the General Assembly each year on or before January 15; once approved by the General Assembly, the Authority is able to provide assistance to the governmental agencies with projects on the Project Eligibility List.
- (2) As required by federal regulations, all projects, except projects funded on an emergency basis, shall be prioritized before receiving assistance from the DWRP. The Priority / Fundable List includes projects from the Project Eligibility List that are ready for funding and have been prioritized by the Division based on information provided by the PWS. The Priority / Fundable List shall include:
- (a) The name of the public water system;
 - (b) Priority points and rank assigned to the project;
 - (c) A description of the project;
 - (d) The expected terms of the financial assistance; and
 - (e) Population of the PWSs service area
- (3) Projects on the Priority / Fundable List will be financed in priority order; however, exceptions for funding out of priority order shall be allowed due to one or more of the following reasons:
- (a) Certain governmental agencies are not ready to proceed with the project;
 - (b) Certain governmental agencies do not wish to participate in the DWRP, or they have received funding from other sources;
 - (c) Certain governmental agencies (on the list) had an emergency situation occur during the funding year; or
 - (d) Certain governmental agencies are not approved for funding because of technical, financial, or managerial deficiencies. (The Division will attempt to work with the governmental entity to resolve the issue through the capacity development program.)

52.6 PRIORITY SYSTEM

- (1) All PWSs with identified water quality problems related to health and compliance issues may be included in one of the categories listed below.

- (2) All PWS projects that fall into one of the categories listed below and have a pre-planning, planning, or pre-design document that describes a project to correct the water quality problem, shall be prioritized as ready for funding on the Priority / Fundable List.
- (3) Funding for the projects under each category shall result in the PWSs complying with existing regulatory requirements.
- (4) Eligible Project Criteria

Categories were developed to emphasize the most immediate public health and compliance issues. Projects on the Project Eligibility List will be classified by category 1, 2, 3, 4, 5 or 6 below, with "1" being the highest priority. Once a planning document is received, projects within each category will be further prioritized by the assignment of points from the priority point listings under each category. No consideration will be given to governmental agencies that have violations caused by poor operation and maintenance procedures or are under an administrative order for violating reporting requirements.

All loan projects shall submit applications by deadlines established in the annual IUP. If it is determined that the DWRP lacks sufficient funds to cover loans for all eligible projects that are ready to proceed within the funding year, Category 1 projects will be funded prior to Category 2 projects, which will be funded prior to Category 3 projects, which will be funded prior to Category 4 projects, which will be funded prior to Category 5 projects, which will be funded prior to Category 6 projects - until all funds are obligated. Within each category, the following criteria will be used to further prioritize the projects:

- (5) Categories By Priority Ranking
 - (a) 1 - Acute Health Hazard. The Division has identified continuous violation of an acute maximum contaminant level (MCL) or a surface water treatment rule (SWTR) treatment technique requirement.
 - (b) 2 - Chronic (long term) Health Hazard. The Division has identified a continuous violation of an MCL or an SWTR treatment technique requirement for a chronic contaminant.
 - (c) 3 - Potential Acute Health Hazard. The PWS has periodically exceeded an acute MCL, has levels greater than 50 percent of an acute MCL on a regular basis, or has short term problems meeting an SWTR treatment technique requirement that can be controlled temporarily by operational means.
 - (d) 4 - Potential Chronic Health Hazard. The PWS has periodically exceeded a chronic MCL, has levels greater than 50 percent of a chronic MCL on a regular basis, or has short term problems meeting other treatment technique requirements.
 - (e) 5 - Other Future Needs. The PWS is beyond the useful/design life and is in need of equipment replacement, rehabilitation or repair, in order to maintain compliance or further the public health protection goals of the SDWA.
 - (f) 6 - Economic Stimulus. Projects that seek funding only under the American Recovery and Reinvestment Act of 2009 and that were not already on the Project Eligibility List as of January 1, 2009. Categories 1-5 will be given consideration prior to funding of Category 6 projects.
- (6) Priority Point Assignments Within Each Category

Once a pre-planning, planning, or pre-design document is received, projects within each category will be prioritized by the assignment of points from the following:

- (a) Population. Points shall be assigned to PWSs based on the following schedule of population served by the project, with emphasis given to small communities:

25 to 1,000	20 points
1,001 to 3,300	15 points
3,301 to 10,000	10 points
Over 10,000	5 points

- (b) Financial Need. Points shall be assigned to PWSs in accordance with the following "financial need criteria:"
 - (i) Ability to pay (annual water service fee as a % of median household income):

over 3%	20 points
over 2%; up to 3%	15 points
over 1%; up to 2%	10 points

 - (ii) Local burden (total project cost per equivalent residential tap):

Over \$5,000	20 points
Over \$3,500	15 points
Over \$2,000	10 points

- (c) Consolidation. Fifteen points shall be assigned to a PWS if the project includes consolidating two or more PWSs.

- (d) Water Conservation. Five points shall be assigned to a PWS if the PWS implements a water conservation measure.

- (e) Source Water Protection. Two points shall be assigned to a PWS if the governmental agency implements source water protection measures.

- (f) Beneficial Use of Sludge. Two points shall be assigned to a PWS if the governmental agency intends to utilize water treatment plant sludge for a beneficial use as defined herein.

- (g) Health Risk. To further clarify the ranking of PWS projects, the Division shall assign up to twenty points for a PWSs health risks. Determination of the health risk will be made based upon the type and level of contaminant present within categories.

52.7 DISADVANTAGED COMMUNITIES PROCEDURES

Under the SDWA, states are authorized to establish Disadvantaged Communities Programs. The following procedures describe the approval and amendment process for Colorado's annual IUP as it relates to the administration of its Disadvantaged Communities Program. The Division, Authority and the DLG may recommend Program changes based on actual program implementation and the results of periodic reviews conducted hereunder. Approval of any and all changes in the IUP is subject to final agency action by the Commission.

- (1) The DWRF may provide additional loan subsidies for governmental entities that are determined to be "disadvantaged." The definition/criteria of a disadvantaged community and the nature of the loan subsidies to be made available thereto shall be recommended for inclusion in the IUP by the

Division and the Authority in consultation with the DLG. Subsidies, such as extended loan repayment terms and reduced interest rates at or above zero percent, are not subject to the thirty percent cap of the federal capitalization grant.

- (2) While compiling projects on the Priority / Fundable List (utilizing the procedures listed in Section 52.5 above), the Division will identify the community projects that qualify for assistance under the Disadvantaged Communities Program in accordance with program definition/criteria.
- (3) The Division, the Authority and the DLG will conduct periodic reviews, as appropriate, of the Disadvantaged Communities Program. The reviews may result in recommended program changes relative to the nature of available subsidies to be incorporated into the IUP. In conducting such reviews and preparing recommendations, the following factors may be examined:
 - (a) The overall financial condition of the communities participating in the program, including but not limited to:
 - (i) The total drinking water utility system fee and tax burden upon rate payers;
 - (ii) Post project drinking water utility charges;
 - (iii) Drinking water utility indebtedness;
 - (iv) Median household income.
 - (b) The impact of the subsidy upon the continued financial viability of the DWRP.
 - (c) The merit of utilizing all financial assistance options allowed under the SDWA to ensure a safe drinking water supply for all citizens.
- (4) Upon receipt of comment from the Division, Authority and/or DLG, the Commission shall render final agency action upon the Disadvantaged Communities Program provisions of the IUP.

52.8 EMERGENCY PROCEDURES

- (1) The Commission may amend the project eligibility and Priority / Fundable Lists at any time throughout the year to include PWS projects that it determines and declares to be emergency projects needed to prevent or address threats to public health.
- (2) In cases where the Commission determines the amendments will result in substantial changes to the project eligibility or Priority / Fundable Lists, public notice and opportunity for comment on the proposed inclusions shall be provided.

52.9-52.10 RESERVED

52.11 STATEMENT OF BASIS, SPECIFIC STATUTORY AUTHORITY AND PURPOSE (JULY 14, 2008 RULEMAKING; EFFECTIVE DATE JANUARY 1, 2009)

Sections 37-95-103 and 37-95-107.8, C.R.S. provide the specific statutory authority for adoption of the attached regulatory amendments. The Commission also adopted, in compliance with section 24-4-103(4) C.R.S. the following statement of basis and purpose.

BASIS AND PURPOSE

Sections 37-95-103 and 37-95-107.8 C.R.S. of the Colorado Revised Statutes moved the authority for promulgating rules and approving the annual Drinking Water Revolving Loan Fund Intended Use Plan from the Colorado Board of Health to the Water Quality Control Commission (WQCC). Updates to these rules reflect this change in authority.

52.12 FINDINGS IN SUPPORT OF EMERGENCY REVISIONS TO REGULATION #52, DRINKING WATER REVOLVING FUND RULES [5 CCR 1002-52] (MARCH 9, 2009)

The Commission conducted this rulemaking hearing to add a sixth category of projects for inclusion on the Drinking Water Revolving Fund Project Eligibility List. The addition of this category will ensure that Colorado will be able to use all funds that may become available under the American Recovery and Reinvestment Act of 2009 (ARRA). Projects added to the existing 2009 Project Eligibility list will receive funding only if necessary to fully utilize existing loan capacity and new federal funding that may become available in 2009. Consistent with the existing structure for prioritization, Category 6 projects will only be considered for funding after all other projects designated under Categories 1-5 have been given an opportunity to proceed. Category 6 projects will be subject to the eligibility requirements and intra-category ranking system outlined in Section 52.6 of this regulation.

The Commission intends that terms and conditions specific to the administration of grant monies received under the ARRA will be memorialized in an addendum to the 2009 Drinking Water Revolving Fund and State Drinking Water Grant Fund Intended Use Plan (IUP). Such terms and conditions may include additional criteria for funding eligibility and priority ranking to comply with the requirements of the ARRA and to maintain consistency with EPA's final ARRA guidance document. Interim deadlines or milestones to ensure that projects are proceeding expeditiously to meet the 12-month deadline in the ARRA may also be included in the IUP Addendum. To the extent that any of the terms and conditions in the IUP Addendum may differ from the original 2009 IUP or these Regulations, the Commission intends that the provisions of the IUP Addendum will govern with respect to the details of administering ARRA funds among the six funding categories. The Commission will utilize its administrative action hearing process, including opportunity for public review and comment, for approval of any IUP Addendum(s) as developed by the Water Quality Control Division, the Division of Local Affairs, and the Colorado Water Resources and Power Development Authority, consistent with Section 300j-12(b) of the federal Safe Drinking Water Act.

The Commission adopted these revisions on an emergency basis, with the intent that such revisions become effective immediately. The Commission found that immediate adoption of these revisions to Regulation #52 is imperatively necessary to preserve public health and welfare and that compliance with the requirements of section 24-4103, C.R.S., would be contrary to the public interest.

The Commission found that immediate effectiveness of these regulatory revisions was necessary to ensure timely addition of new projects to the Project Eligibility list contained within the 2009 IUP. To that end, the Commission conducted an administrative action hearing immediately after the Regulation #52 rulemaking hearing for the purpose of considering appropriate additions to the IUP (in the form of an addendum) and addition of specific projects to the Project Eligibility List contained in the IUP. The Commission determined that the projects added to the Project Eligibility List are emergency projects needed to prevent or address threats to public health or the environment. The Commission intends that the revised Project Eligibility List be submitted to the General Assembly for action by the April 1, 2009 statutory approval deadline.

52.13 STATEMENT OF BASIS, SPECIFIC STATUTORY AUTHORITY AND PURPOSE (MARCH 9, 2009 RULEMAKING; EFFECTIVE DATE APRIL 30, 2009)

Sections 25-8-202(1)(g) and (o); and Section 37-95-107.8(4), C.R.S. provide the specific statutory authority for adoption of the attached regulatory amendments. The Commission also adopted, in compliance with section 24-4-103(4) C.R.S. the following statement of basis and purpose.

BASIS AND PURPOSE

The Commission conducted this rulemaking hearing to add a sixth category of projects for inclusion on the Drinking Water Revolving Fund Project Eligibility List. The addition of this category will ensure that Colorado will be able to use all funds that may become available under the American Recovery and Reinvestment Act of 2009 (ARRA). Projects added to the existing 2009 Project Eligibility list will receive

funding only if necessary to fully utilize existing loan capacity and new federal funding that may become available in 2009. Consistent with the existing structure for prioritization, Category 6 projects will only be considered for funding after all other projects designated under Categories 1-5 have been given an opportunity to proceed. Category 6 projects will be subject to the eligibility requirements and intra-category ranking system outlined in Section 52.6 of this regulation.

The Commission intends that terms and conditions specific to the administration of grant monies received under the ARRA will be memorialized in an addendum to the 2009 Drinking Water Revolving Fund and State Drinking Water Grant Fund Intended Use Plan (IUP). Such terms and conditions may include additional criteria for funding eligibility and priority ranking to comply with the requirements of the ARRA and to maintain consistency with EPA's final ARRA guidance document. Interim deadlines or milestones to ensure that projects are proceeding expeditiously to meet the 12-month deadline in the ARRA may also be included in the IUP Addendum. To the extent that any of the terms and conditions in the IUP Addendum may differ from the original 2009 IUP or these Regulations, the Commission intends that the provisions of the IUP Addendum will govern with respect to the details of administering ARRA funds among the six funding categories. The Commission will utilize its administrative action hearing process, including opportunity for public review and comment, for approval of any IUP Addendum(s) as developed by the Water Quality Control Division, the Division of Local Affairs, and the Colorado Water Resources and Power Development Authority, consistent with Section 300j-12(b) of the federal Safe Drinking Water Act.

The Commission adopted these revisions on both an emergency and permanent basis, with the intent that the permanent amendments become effective April 30, 2009.

PARTIES TO THE RULEMAKING

1. Denver Water
2. City of Aurora
3. Colorado Contractors Association
4. Northwest Colorado Council of Governments

**Appendix B
Drinking Water Revolving Fund
2010 Project Eligibility List**

Project Number	Elig Cat	Entity	Project Name	City	County	Project Description	Estimate Project Cost	Pop
090088D	5	Academy Water & Sanitation District		Colorado Springs	El Paso	Water Storage Facilities	\$42,000	1,200
030001D	5	Academy Water & Sanitation District	Pleasant View Estates	Colorado Springs	El Paso	Construction or Rehabilitation of Distribution and/or Transmission Lines	\$700,000	750
100044D	5	Aguilar, Town of		Aguilar	Las Animas	Water Storage Facilities; Water Supply Facilities	\$7,000,000	692
000001D	2	Alamosa, City of		Alamosa	Alamosa	New Regional Water Treatment Facilities; Improvement / Expansion of Water Treatment Facility; Construction or Rehabilitation of Distribution and/or Transmission Lines; Water Storage Facilities	\$16,500,000	8,488
040001D	5	Alma, Town of		Alma	Park	Construction or Rehabilitation of Distribution and/or Transmission Lines	\$500,000	235
070006D	3	Arabian Acres Metropolitan District		Woodland Park	Teller	Construction or Rehabilitation of Distribution and/or Transmission Lines; Water Supply Facilities; Water Meters	\$600,000	620
960126D	5	Arapahoe County WWA		Englewood	Arapahoe	Construction of a New Water Treatment Facility; Improvement / Expansion of Water Treatment Facility; Consolidation of Water Treatment Facilities; Construction or Rehabilitation of Distribution and/or Transmission Lines	\$26,300,000	20,000
030002D	5	Arriba, Town of		Arriba	Lincoln	Construction of a New Water Treatment Facility; Improvement / Expansion of Water Treatment Facility; Construction or Rehabilitation of Distribution and/or Transmission Lines; Water Storage Facilities; Water Supply Facilities; Water Meters; Source Water Protection Plan Implementation; Green Infrastructure, Water Efficiency or Energy Efficiency	\$1,275,000	217
100028D	2	Aspen Park Metropolitan District		Greenwood Village	Jefferson	Improvement / Expansion of Water Treatment Facility	\$550,000	200
010003D	5	Aspen Springs Metropolitan District		Pagosa Springs	Archuleta	Consolidation of Water Treatment Facilities; Construction or Rehabilitation of Distribution and/or Transmission Lines; Water Supply Facilities	\$15,000,000	1,800
070017D	5	Aspen Village Metropolitan District		Aspen	Pitkin	Construction or Rehabilitation of Distribution and/or Transmission Lines	\$500,000	300
010002D	5	Aspen, City of		Aspen	Pitkin	Improvement / Expansion of Water Treatment Facility; Construction or Rehabilitation of Distribution and/or Transmission Lines; Water Storage Facilities; Water Supply Facilities	\$3,658,000	6,600
960004D	5	Ault, Town of		Ault	Weld	Construction or Rehabilitation of Distribution and/or Transmission Lines; Water Storage Facilities	\$2,500,000	1,450
090151D	5	Aurora, City of		Aurora	Arapahoe	Green Infrastructure, Water Efficiency or Energy Efficiency	\$12,000,000	314,000
090131D	5	Aurora, City of	Holbrook Reservoir Enlargement	Aurora	Arapahoe	Water Storage Facilities	\$23,000,000	314,000
090132D	5	Aurora, City of	Rampart Parallel Pipeline Phase 1	Aurora	Arapahoe	Green Infrastructure, Water Efficiency or Energy Efficiency	\$40,000,000	314,000
090133D	5	Aurora, City of	Valco Gravel Pit Storage	Aurora	Arapahoe	Green Infrastructure, Water Efficiency or Energy Efficiency	\$7,000,000	314,000
100093D	5	Avondale Water & Sanitation District		Avondale	Pueblo	Construction or Rehabilitation of Distribution and/or Transmission Lines; Water Supply Facilities; Water Meters; Source Water Protection Plan Implementation	\$1,000,000	1,000
090037D	5	Avondale, Town of		Avondale	Pueblo	Water Supply Facilities; Source Water Protection Plan Implementation	\$100,000	754
960006D	4	Baca Grande Water & Sanitation District		Crestone	Saguache	Improvement / Expansion of Water Treatment Facility; Construction or Rehabilitation of Distribution and/or Transmission Lines; Water Supply Facilities	\$750,000	3,800
090099D	5	Bailey Water & Sanitation District	Bailey to Conifer DW Project	Denver	Park	Construction of New Water Treatment Facilities; Water Storage Facilities; Construction or Rehabilitation of Distribution and/or Transmission Lines	\$10,665,424	50,000
050002D	5	Basalt, Town of		Basalt	Pitkin	Construction or Rehabilitation of Distribution and/or Transmission Lines; Water Storage Facilities	\$1,700,000	2,000
050003D	5	Baseline Water District		Boulder	Boulder	Construction or Rehabilitation of Distribution and/or Transmission Lines	\$500,000	1,000

**Appendix B
Drinking Water Revolving Fund
2010 Project Eligibility List**

Project Number	Elig Cat	Entity	Project Name	City	County	Project Description	Estimate Project Cost	Pop
990002D	5	Bayfield, Town of		Bayfield	La Plata	Improvement / Expansion of Water Treatment Facility; Construction or Rehabilitation of Distribution and/or Transmission Lines; Water Storage Facilities; Water Meters	\$750,000	1,800
960127D	5	Bear Creek Water & Sanitation District		Lakewood	Jefferson	Construction or Rehabilitation of Distribution and/or Transmission Lines	\$407,561	167
100208D	5	Bell Mountain Ranch Metropolitan District		Castle Rock	Douglas	Improvement / Expansion of Water Treatment Facility; Connect To Existing Facility; Distribution / Transmission Lines Construction / Rehabilitation; Water Supply Facilities	\$1,600,000	850
960182D	3	Bellyache Ridge Metropolitan District		Edwards	Eagle	Construction or Rehabilitation of Distribution and/or Transmission Lines	\$250,000	180
960007D	3	Bennett, Town of		Bennett	Adams	Construction or Rehabilitation of Distribution and/or Transmission Lines; Water Storage Facilities; Water Supply Facilities; Water Meters; Green Infrastructure, Water Efficiency or Energy Efficiency;	\$2,600,000	1,900
030004D	5	Berkeley Water & Sanitation District		Denver	Adams	Construction or Rehabilitation of Distribution and/or Transmission Lines	\$500,000	2,000
990003D	5	Berthoud, Town of		Berthoud	Larimer	Improvement / Expansion of Water Treatment Facility; Consolidation of Water Treatment Facilities; Construction or Rehabilitation of Distribution and/or Transmission Lines	\$8,500,000	5,043
050004D	5	Bethune, Town of		Bethune	Kit Carson	Improvement / Expansion of Water Treatment Facility; Construction or Rehabilitation of Distribution and/or Transmission Lines; Water Storage Facilities; Water Supply Facilities; Water Meters; Source Water Protection Plan Implementation; Green Infrastructure, Water Efficiency or Energy Efficiency	\$500,000	244
960184D	5	Beulah Water District		Beulah	Pueblo	Improvement / Expansion of Water Treatment Facility; Construction or Rehabilitation of Distribution and/or Transmission Lines; Water Storage Facilities	\$210,000	960
030005D	1	Black Hawk, City of		Black Hawk	Gilpin	Construction of a New Water Treatment Facility; Improvement / Expansion of Water Treatment Facility; Construction or Rehabilitation of Distribution and/or Transmission Lines; Water Storage Facilities; Water Supply Facilities	\$25,653,933	108
090027D	5	Black Hawk, City of		Black Hawk	Gilpin	Source Water Protection Plan Implementation	\$770,000	108
960009D	3	Blanca, Town of		Blanca	Costilla	Construction or Rehabilitation of Distribution and/or Transmission Lines; Water Supply Facilities; Water Storage Facilities; Water Meters	\$1,475,000	402
090071D	5	Blue Mountain Water District		Golden	Jefferson	Improvement / Expansion of Water Treatment Facility; Water Storage Facilities	\$700,000	380
090086D	5	Blue Valley Metropolitan District		Silverthorne	Grand	Improvement / Expansion of Water Treatment Facility; Construction / Rehabilitation of Distribution / Transmission Lines; Water Storage Facilities	\$416,709	375
100005D	5	Bone Mesa Water District		Hotchkiss	Delta	Construction of a new water treatment Facility; Construction or Rehabilitation of distribution and/or transmission lines; Water Storage Facilities	\$3,454,700	165
100010D	5	Bone Mesa Water District		Hotchkiss	Delta	Source Water Protection Plan Implementation	\$10,000	165
100012D	5	Boone, Town of		Boone	Pueblo	Source Water Protection Plan Implementation	\$10,000	351
100030D	5	Boone, Town of		Boone	Pueblo	Improvement / Expansion of Water Treatment Facility; Construction or Rehabilitation of Distribution and/or Transmission Lines; Water Storage Facilities; Water Supply Facilities; Water Meters; Green Infrastructure, Water Efficiency or Energy Efficiency	\$70,000	351
090115D	5	Boulder, City of		Boulder	Boulder	Water Supply Facilities	\$33,000,000	115,000
090002D	5	Bow Mar Water & Sanitation District		Littleton	Arapahoe	Construction or Rehabilitation of Distribution and/or Transmission Lines	\$1,150,000	852
040003D	1	Brighton, City of		Brighton	Adams	Improvement / Expansion of Water Treatment Facility; Construction or Rehabilitation of Distribution and/or Transmission Lines; Water Storage Facilities; Water Supply Facilities	\$8,900,000	29,000
100094D	5	Bristol Water & Sanitation District		Bristol	Prowers	Improvement / Expansion of Water Treatment Facility; Water Meters	\$100,000	200

**Appendix B
Drinking Water Revolving Fund
2010 Project Eligibility List**

Project Number	Elig Cat	Entity	Project Name	City	County	Project Description	Estimate Project Cost	Pop
090112D	3	Brush, City of		Brush	Morgan	Construction or Rehabilitation of Distribution and/or Transmission Lines	\$877,750	5,471
090085D	5	Buena Vista, Town of		Buena Vista	Chaffee	Improvement / Expansion of Water Treatment Facility; Construction or Rehabilitation of Distribution and/or Transmission Lines; Water Storage Facilities; Water Supply Facilities; Water Meters; Source Water Protection Plan Implementation; Green Infrastructure, Water Efficiency or Energy Efficiency	\$9,062,100	2,600
100014D	5	Buffalo Creek Water District		Buffalo Creek	Jefferson	Source Water Protection Plan Implementation	\$10,000	175
990008D	3	Buffalo Creek Water District		Buffalo Creek	Jefferson	Improvement / Expansion of Water Treatment Facility; Construction or Rehabilitation of Distribution and/or Transmission Lines	\$212,477	175
960189D	5	Burlington, City of		Burlington	Kit Carson	Improvement / Expansion of Water Treatment Facility; Construction or Rehabilitation of Distribution and/or Transmission Lines; Water Storage Facilities; Water Supply Facilities; Water Meters	\$7,600,000	3,675
070018D	5	Buttermilk Metropolitan District		Aspen	Pitkin	Construction or Rehabilitation of Distribution and/or Transmission Lines; Water Supply Facilities	\$118,000	215
000003D	5	Byers Water & Sanitation District		Byers	Adams	Construction or Rehabilitation of Distribution and/or Transmission Lines	\$300,000	200
100032D	5	Campo, Town of		Campo	Baca	Improvement / Expansion of Water Treatment Facility; Construction or Rehabilitation of Distribution and/or Transmission Lines; Water Storage Facilities; Water Supply Facilities; Water Meters; Source Water Protection Plan Implementation; Green Infrastructure, Water Efficiency or Energy Efficiency	\$160,000	154
090077D	5	Canon City, City of		Canon City	Fremont	Water Supply Facilities; Water Meters	\$1,529,400	34,800
960012D	5	Canon City, City of		Canon City	Fremont	Construction or Rehabilitation of Distribution and/or Transmission Lines; Water Supply Facilities; Water Meters	\$3,000,000	34,800
010006D	4	Carbondale, Town of		Carbondale	Garfield	Improvement / Expansion of Water Treatment Facility; Water Supply Facilities	\$1,500,000	5,196
090058D	5	Carbondale, Town of		Carbondale	Garfield	Construction or Rehabilitation of Distribution and/or Transmission Lines; Water Supply Facilities; Green Infrastructure, Water Efficiency or Energy Efficiency	\$3,280,000	6,000
100020D	3	Cascade Metropolitan District #1		Cascade	El Paso	Construction of a New Water Treatment Facility; Construction or Rehabilitation of Distribution and/or Transmission Lines; Green Infrastructure, Water Efficiency or Energy Efficiency	\$1,750,000	1,500
090021D	3	Castle Pines Metropolitan District		Castle Rock	Douglas	Construction of New Water Treatment Facilities; Improvement / Expansion of Water Treatment Facility; Construction or Rehabilitation of Distribution and/or Transmission Lines; Water Storage Facilities; Water Supply Facilities	\$17,210,000	4,000
090094D	5	Castle Rock, City of		Castle Rock	Douglas	Improvement / Expansion of Water Treatment Facility; Construction or Rehabilitation of Distribution and/or Transmission Lines; Water Supply Facilities; Water Meters; Green Infrastructure, Water Efficiency or Energy Efficiency	\$3,200,000	46,000
000004D	4	Cedaredge, Town of		Cedaredge	Delta	Improvement / Expansion of Water Treatment Facility; Construction or Rehabilitation of Distribution and/or Transmission Lines; Water Supply Facilities	\$3,615,326	2,001
050008D	5	Center, Town of		Center	Saguache	Water Storage Facilities	\$55,000	840
050009D	5	Central City, City of		Central City	Gilpin	Improvement / Expansion of Water Treatment Facility; Construction or Rehabilitation of Distribution and/or Transmission Lines	\$1,700,000	700
100095D	5	Cheraw, Town of		Cheraw	Otero	Improvement / Expansion of Water Treatment Facility; Consolidation of Water Treatment Facilities; Construction or Rehabilitation of Distribution and/or Transmission Lines; Water Storage Facilities; Water Supply Facilities; Water Meters; Source Water Protection Plan Implementation; Green Infrastructure, Water Efficiency or Energy Efficiency	\$960,000	200
060015D	3	Cherokee Metropolitan District		Colorado Springs	El Paso	Construction or Rehabilitation of Distribution and/or Transmission Lines	\$300,000	17,500

Appendix B
Drinking Water Revolving Fund
2010 Project Eligibility List

Project Number	Elig Cat	Entity	Project Name	City	County	Project Description	Estimate Project Cost	Pop
090065D	5	Cherokee Metropolitan District		Colorado Springs	El Paso	Construction or Rehabilitation of Distribution and/or Transmission Lines	\$10,000,000	18,000
080006D	3	Cheyenne Wells, Town of		Cheyenne Wells	Cheyenne	Construction or Rehabilitation of Distribution and/or Transmission Lines; Water Meters	\$870,000	985
100001D	3	Cheyenne Wells, Town of		Cheyenne Wells	Cheyenne	Construction of a New Water Treatment Facility; Connect to Existing Facility; Construction or Rehabilitation of Distribution and/or Transmission Lines; Water Storage Facilities; Water Supply Facilities; Water Meters; Source Water Protection Plan Implementation; Green Infrastructure, Water Efficiency or Energy Efficiency	\$7,620,000	945
050067D	1	Clear Creek County	Mill Creek Park WIA	Dumont, Mill Creek	Clear Creek	Improvement / Expansion of Water Treatment Facility; Construction or Rehabilitation of Distribution and/or Transmission Lines; Water Storage Facilities; Water Supply Facilities	\$83,000	62
050010D	5	Clearwater Metropolitan District		Denver	Elbert	Construction or Rehabilitation of Distribution and/or Transmission Lines; Water Storage Facilities; Water Supply Facilities	\$6,000,000	1,000
050011D	2	Clifton Water District		Clifton	Mesa	Improvement / Expansion of Water Treatment Facility; Construction or Rehabilitation of Distribution and/or Transmission Lines; Water Supply Facilities	\$12,500,000	35,000
050012D	5	Coal Creek, Town of		Coal Creek	Fremont	Improvement / Expansion of Water Treatment Facility; Construction or Rehabilitation of Distribution and/or Transmission Lines; Water Meters	\$58,000	383
090012D	5	Collbran, Town of		Collbran	Mesa	Improvement / Expansion of Water Treatment Facility; Construction or Rehabilitation of Distribution and/or Transmission Lines; Water Storage; Water Supply Facilities	\$1,817,000	600
100024D	2	Colorado Centre Metropolitan District		Colorado Springs	El Paso	Construction of a New Water Treatment Facility	\$1,500,000	2,800
050013D	1	Colorado City Metropolitan District		Colorado City	Pueblo	New Regional Water Treatment Facilities; Improvement / Expansion of Water Treatment Facility; Construction or Rehabilitation of Distribution and/or Transmission Lines	\$7,500,000	2,318
080007D	5	Colorado Springs, City of	Colorado Springs Utilities - Mesa WTP	Colorado Springs	El Paso	Improvement / Expansion of Water Treatment Facility; Water Storage Facilities	\$59,000,000	362,000
050014D	5	Columbine Lake Water District		Grand Lake	Grand	Improvement / Expansion of Water Treatment Facility; Construction or Rehabilitation of Distribution and/or Transmission Lines; Water Supply Facilities	\$1,600,000	1,100
100070D	5	Conejos County	Guadalupe Water Association	Conejos	Conejos	Improvement / Expansion of Water Treatment Facility; Construction or Rehabilitation of Distribution and/or Transmission Lines; Water Supply Facilities; Water Meters	\$450,000	1,200
100034D	5	Conifer Metropolitan District		Littleton	Jefferson	Improvement / Expansion of Water Treatment Facility; Water Supply Facilities	\$500,000	500
050015D	5	Copper Mountain Consolidated Metropolitan District		Copper Mountain	Summit	Construction or Rehabilitation of Distribution and/or Transmission Lines; Water Supply Facilities	\$1,400,000	5,000
050016D	5	Cortez, City of		Cortez	Montezuma	Improvement / Expansion of Water Treatment Facility	\$2,858,925	8,081
090096D	5	Cortez, City of		Cortez	Montezuma	Construction of New Water Treatment Facilities; Water Storage Facilities; Construction or Rehabilitation of Distribution and/or Transmission Lines; Water Storage Facilities	\$870,000	8,800
960017D	5	Costilla County Water & Sanitation District		San Luis	Costilla	Construction or Rehabilitation of Distribution and/or Transmission Lines; Water Storage Facilities; Water Supply Facilities	\$300,000	1,000
990013D	5	Cottonwood Water & Sanitation District		Englewood	Douglas	New Drinking Water Treatment Plant; Construction or Rehabilitation of Distribution and/or Transmission Lines; Water Supply Facilities	\$8,540,000	2,375
090102D	5	Craig, City of		Craig	Moffat	Construction or Rehabilitation of Distribution and/or Transmission Lines; Water Storage Facilities; Water Meters	\$1,350,000	9,300
100045D	5	Crawford Mesa Water Association		Crawford	Delta	Source Water Protection Plan Implementation	\$50,000	550
050017D	3	Creede, Town of		Creede	Mineral	Improvement / Expansion of Water Treatment Facility; Construction or Rehabilitation of Distribution and/or Transmission Lines	\$2,100,000	424

**Appendix B
Drinking Water Revolving Fund
2010 Project Eligibility List**

Project Number	Elig Cat	Entity	Project Name	City	County	Project Description	Estimate Project Cost	Pop
960163D	5	Crested Butte South Metropolitan District		Crested Butte	Gunnison	Connect To Existing Facility; Construction or Rehabilitation of Distribution and/or Transmission Lines; Water Storage Facilities; Water Supply Facilities	\$1,600,000	1,200
080009D	5	Crested Butte, Town of		Crested Butte	Gunnison	Construction or Rehabilitation of Distribution and/or Transmission Lines; Water Storage Facilities	\$2,800,000	1,647
070015D	3	Crestone, Town of		Crestone	Saguache	Connect to Existing Facility; Water Meters	\$862,194	123
090029D	5	Crestone, Town of		Crestone	Saguache	Source Water Protection Plan Implementation	\$52,000	130
090084D	5	Crestview Water & Sanitation District		Denver	Adams	Construction / Rehabilitation of Distribution / Transmission Lines	\$575,000	17,000
990014D	3	Cripple Creek, Town of		Cripple Creek	Teller	Construction or Rehabilitation of Distribution and/or Transmission Lines; Water Storage Facilities; Water Supply Facilities	\$550,000	1,300
100035D	5	Crook, Town of		Crook	Logan	Improvement / Expansion of Water Treatment Facility; Construction or Rehabilitation of Distribution and/or Transmission Lines; Water Storage Facilities; Water Supply Facilities; Water Meters; Source Water Protection Plan Implementation; Green Infrastructure, Water Efficiency or Energy Efficiency	\$610,000	129
060002D	3	Cucharas Sanitation & Water District		Cucharas	Huerfano	Construction or Rehabilitation of Distribution and/or Transmission Lines; Water Storage Facilities	\$700,000	200
050018D	3	Dacono, City of		Dacono	Weld	Construction or Rehabilitation of Distribution and/or Transmission Lines	\$2,754,869	3,800
040005D	3	De Beque, Town of		DeBeque	Mesa	Construction of a New Water Treatment Facility; Improvement / Expansion of Water Treatment Facility	\$270,000	500
090049D	5	De Beque, Town of	Schlumberger Campus	DeBeque	Mesa	Water Storage Facilities	\$600,000	1,200
080003D	5	Del Norte, Town of		Del Norte	Rio Grande	Water Meters	\$1,413,341	1,624
090038D	5	Delta County	Ginters Grove Domestic Water Corporation	Cedaredge	Delta	Construction or Rehabilitation of Distribution and/or Transmission Lines	\$350,000	90
080011D	5	Delta County	Upper Surface Creek Domestic WUA	Cedaredge	Delta	Construction or Rehabilitation of Distribution and/or Transmission Lines; Water Storage Facilities	\$1,000,000	2,700
090116D	5	Delta, City of		Delta	Delta	Construction or Rehabilitation of Distribution and/or Transmission Lines; Water Storage Facilities	\$8,108,000	8,400
090042D	5	Denver, City of		Denver	Denver	Improvement / Expansion of Water Treatment Facility; Water Supply Facilities; Construction or Rehabilitation of Distribution and/or Transmission Lines	\$33,900,000	571,848
090078D	5	Dillon Valley Water & Sanitation District		Crawford	Summit	Improvement / Expansion of Water Treatment Facility; Water Meters	\$2,600,000	2,700
960021D	3	Dillon, Town of		Dillon	Summit	Improvement / Expansion of Water Treatment Facility; Water Storage Facilities	\$1,745,000	803
100003D	5	Dillon, Town of		Dillon	Summit	Construction or Rehabilitation of Distribution and/or Transmission Lines	\$2,000,000	803
030016D	3	Dinosaur, Town of		Dinosaur	Moffat	Construction or Rehabilitation of Distribution and/or Transmission Lines	\$500,000	330
050019D	4	Divide MPC Metropolitan District		Divide	Teller	Construction or Rehabilitation of Distribution and/or Transmission Lines; Water Supply Facilities	\$116,500	189
100096D	5	Divide MPC Metropolitan District		Divide	Teller	Improvement / Expansion of Water Treatment Facility; Construction or Rehabilitation of Distribution and/or Transmission Lines; Water Supply Facilities; Water Meters	\$225,000	189
960024D	4	Dolores, Town of		Dolores	Montezuma	Improvement / Expansion of Water Treatment Facility	\$500,000	1,000
090125D	5	Donala Water & Sanitation District		Colorado Springs	El Paso	Consolidation of Water Treatment Facilities; Construction or Rehabilitation of Distribution and/or Transmission Lines; Water Storage Facilities	\$9,250,000	7,500
040006D	4	Dove Creek, Town of		Dove Creek	Dolores	Improvement / Expansion of Water Treatment Facility; Construction or Rehabilitation of Distribution and/or Transmission Lines	\$128,000	695
960026D	5	Durango West #1 Metropolitan District		Durango	La Plata	Construction or Rehabilitation of Distribution and/or Transmission Lines; Water Storage Facilities	\$1,640,000	1,000

**Appendix B
Drinking Water Revolving Fund
2010 Project Eligibility List**

Project Number	Elig Cat	Entity	Project Name	City	County	Project Description	Estimate Project Cost	Pop
040007D	4	Durango West #2 Metropolitan District		Durango	La Plata	Improvement / Expansion of Water Treatment Facility; Connect To Existing Facility; Construction or Rehabilitation of Distribution and/or Transmission Lines	\$1,020,000	900
090055D	5	Durango, City of		Durango	La Plata	Green Infrastructure, Water Efficiency, Energy Efficiency	\$1,500,000	19,000
020019D	4	Eagle River Water & Sanitation District		Vail	Eagle	New Regional Water Treatment Facilities; Improvement / Expansion of Water Treatment Facility; Construction or Rehabilitation of Distribution and/or Transmission Lines; Water Storage Facilities; Water Supply Facilities	\$17,700,000	20,500
090140D	5	Eagle, Town of		Eagle	Eagle	Construction or Rehabilitation of Distribution and/or Transmission Lines	\$1,970,000	6,200
090141D	5	Eagle, Town of		Eagle	Eagle	Construction or Rehabilitation of Distribution and/or Transmission Lines	\$2,015,000	6,200
090142D	5	Eagle, Town of		Eagle	Eagle	Construction of New Water Treatment Facilities	\$20,400,000	6,200
090143D	5	Eagle, Town of		Eagle	Eagle	Water Storage Facilities	\$495,000	6,200
090144D	5	Eagle, Town of		Eagle	Eagle	Improvement / Expansion of Water Treatment Facility	\$1,970,000	6,200
070004D	3	Eagle, Town of	Western Eagle County Recreation District	Eagle	Eagle	Construction or Rehabilitation of Distribution and/or Transmission Lines; Connect to Existing Facility	\$25,000	4,400
000007D	2	East Alamosa Water & Sanitation District		Alamosa	Alamosa	Consolidation of Water Treatment Facilities; Construction or Rehabilitation of Distribution and/or Transmission Lines; Water Storage Facilities	\$2,100,000	1,432
100017D	1	East Boulder County Water District		Boulder	Boulder	Construction or Rehabilitation of Distribution and/or Transmission Lines	\$221,618	126
010011D	5	East Cherry Creek Valley Water & Sanitation District		Aurora	Arapahoe	Construction of a New Water Treatment Facility; Connect to Existing Facility	\$30,000,000	51,000
090020D	5	East Cherry Hills Water District		Cherry Hills Village	Arapahoe	Construction or Rehabilitation of Distribution and/or Transmission Lines; Water Meters	\$1,500,000	130
090098D	5	East Larimer County Water District		Ft Collins	Larimer	Construction or Rehabilitation of Distribution and/or Transmission Lines	\$4,250,000	16,693
960027D	5	East Valley Metropolitan Water & Sanitation District		Centennial	Arapahoe	Water Storage Facilities	\$300,000	300
050021D	2	Eckley, Town of		Eckley	Yuma	Construction of a New Water Treatment Facility; Improvement / Expansion of Water Treatment Facility; Construction or Rehabilitation of Distribution and/or Transmission Lines; Water Storage Facilities; Water Supply Facilities	\$1,025,000	278
090128D	1	Edgemont Ranch Metropolitan District		Durango	La Plata	Water Storage Facilities	\$2,250,000	725
100027D	5	Edgemont Ranch Metropolitan District		Durango	La Plata	Improvement / Expansion of Water Treatment Facility	\$900,000	725
060016D	5	Edgewater, City of		Edgewater	Jefferson	Improvement / Expansion of Water Treatment Facility; Construction or Rehabilitation of Distribution and/or Transmission Lines; Water Meters	\$3,300,000	5,407
100015D	5	Elbert Water & Sanitation District		Elbert	Elbert	Source Water Protection Plan Implementation	\$10,000	246
100036D	4	Elbert Water & Sanitation District		Elbert	Elbert	Improvement / Expansion of Water Treatment Facility; Construction or Rehabilitation of Distribution and/or Transmission Lines; Water Storage Facilities; Water Supply Facilities; Water Meters; Green Infrastructure, Water Efficiency or Energy Efficiency	\$645,000	246
060004D	2	Elizabeth, Town of		Elizabeth	Elbert	Improvement / Expansion of Water Treatment Facility;	\$1,000,000	1,500
020022D	5	Empire, Town of		Empire	Clear Creek	Improvement / Expansion of Water Treatment Facility; Connection to a New or Existing Water Treatment Plant; Water Meters	\$870,000	400
090136D	5	Empire, Town of		Empire	Clear Creek	Water Supply Facilities	\$444,000	400
090070D	5	Englewood, City of		Englewood	Arapahoe	Improvement / Expansion of Water Treatment Facility; Construction or Rehabilitation of Distribution and/or Transmission Lines; Water Storage Facilities	\$5,150,000	30,000

**Appendix B
Drinking Water Revolving Fund
2010 Project Eligibility List**

Project Number	Elig Cat	Entity	Project Name	City	County	Project Description	Estimate Project Cost	Pop
030019D	5	Erie, Town of		Erie	Weld	Construction or Rehabilitation of Distribution and/or Transmission Lines; Water Storage Facilities; Green Infrastructure, Water Efficiency or Energy Efficiency	\$8,000,000	17,000
090106D	5	Erie, Town of		Erie	Weld	Improvement / Expansion of Water Treatment Facility; Water Supply Facilities; Green Infrastructure, Water Efficiency or Energy Efficiency	\$1,500,000	17,000
090050D	5	Estes Park, Town of	Colorado Big Thompson Project	Estes Park	Larimer	Construction or Rehabilitation of Distribution and/or Transmission Lines	\$1,500,000	5,720
090017D	5	Estes Park, Town of	Glacier Creek Water Plant	Estes Park	Larimer	Consolidation of Water Treatment Facilities; Construction or Rehabilitation of Distribution and/or Transmission Lines; Land Acquisition	\$9,250,000	5,720
960199D	5	Evans, City of		Evans	Weld	Construction or Rehabilitation of Distribution and/or Transmission Lines	\$1,000,000	21,000
090126D	5	Evergreen Metropolitan District		Evergreen	Jefferson	Construction or Rehabilitation of Distribution and/or Transmission Lines; Water Meters	\$3,100,000	14,785
050022D	3	Fairplay, Town of		Fairplay	Park	Construction of a New Water Treatment Facility; Improvement / Expansion of Water Treatment Facility; Connect To Existing Facility; Construction or Rehabilitation of Distribution and/or Transmission Lines; Water Supply Facilities	\$6,250,000	715
960032D	5	Firestone, Town of		Firestone	Weld	New Regional Water Treatment Facilities; Construction or Rehabilitation of Distribution and/or Transmission Lines; Water Storage Facilities	\$10,133,250	8,900
060019D	3	Flagler, Town of		Flagler	Kit Carson	Improvement / Expansion of Water Treatment Facility; Water Storage Facilities	\$100,000	631
080014D	3	Florence, City of		Florence	Fremont	Improvement / Expansion of Water Treatment Facility; Construction or Rehabilitation of Distribution and/or Transmission Lines; Water Storage Facilities; Water Supply Facilities	\$3,300,000	3,795
030021D	5	Florissant Water & Sanitation District		Florissant	Teller	Improvement / Expansion of Water Treatment Facility; Water Supply Facilities	\$250,000	220
960201D	3	Forest Lakes Metropolitan District		Forest Lakes	La Plata	Improvement / Expansion of Water Treatment Facility; Construction or Rehabilitation of Distribution and/or Transmission Lines; Water Storage Facilities; Water Supply Facilities	\$3,500,000	1,883
030022D	3	Forest View Acres Water District		Monument	El Paso	Improvement / Expansion of Water Treatment Facility; Construction or Rehabilitation of Distribution and/or Transmission Lines; Water Storage Facilities; Water Supply Facilities	\$4,800,000	855
050023D	3	Fort Collins, City of		Fort Collins	Larimer	Improvement / Expansion of Water Treatment Facility; Construction or Rehabilitation of Distribution and/or Transmission Lines	\$6,664,000	134,000
100038D	5	Fort Lupton, City of		Ft Lupton	Weld	Improvement / Expansion of Water Treatment Facility; Water Storage Facilities; Water Supply Facilities	\$3,000,000	7,100
100039D	2	Fort Lupton, City of		Ft Lupton	Weld	Improvement / Expansion of Water Treatment Facility; Construction or Rehabilitation of Distribution and/or Transmission Lines; Green Infrastructure, Water Efficiency or Energy Efficiency	\$1,180,000	7,100
070008D	3	Fort Morgan, City of		Fort Morgan	Weld	Construction or Rehabilitation of Distribution and/or Transmission Lines; Water Storage Facilities	\$5,500,000	12,000
090082D	5	Fort Morgan, City of		Fort Morgan	Morgan	Improvement / Expansion of Water Treatment Facility; Water Meters	\$330,000	12,000
100040D	5	Fountain Valley Authority	FVA to Security WD	Fountain	El Paso	Construction or Rehabilitation of Distribution and/or Transmission Lines	\$600,000	15,000
040032D	4	Fountain, City of		Fountain	El Paso	Construction of a New Water Treatment Facility	\$30,000,000	20,000
100051D	5	Fountain, City of	Fountain & Security WD Interconnect	Fountain	El Paso	Construction or Rehabilitation of Distribution and/or Transmission Lines	\$745,000	20,000
100050D	5	Fountain, City of	Fountain Mesa Road Water Main Replacement Project	Fountain	El Paso	Construction or Rehabilitation of Distribution and/or Transmission Lines	\$1,000,000	20,000
960038D	4	Fowler, Town of		Fowler	Otero	Improvement / Expansion of Water Treatment Facility; Water Meters	\$500,000	1,700
010013D	5	Fowler, Town of	Westcamp	Fowler	Otero	Improvement / Expansion of Water Treatment Facility; Connect To Existing Facility; Construction or Rehabilitation of Distribution and/or Transmission Lines; Water Supply Facilities	\$100,000	1,700

**Appendix B
Drinking Water Revolving Fund
2010 Project Eligibility List**

Project Number	Elig Cat	Entity	Project Name	City	County	Project Description	Estimate Project Cost	Pop
980250D	5	Franktown Business Area Metropolitan District	Douglas County	Franktown	Douglas	Connect To Existing Facility; Construction or Rehabilitation of Distribution and/or Transmission Lines; Water Storage Facilities; Water Supply Facilities; Water Meters	\$6,500,000	200
050025D	3	Fraser, Town of		Fraser	Grand	Improvement / Expansion of Water Treatment Facility; Construction or Rehabilitation of Distribution and/or Transmission Lines; Water Storage Facilities; Water Supply Facilities; Green Infrastructure, Water Efficiency or Energy Efficiency	\$7,550,000	996
100019D	5	Fraser, Town of		Fraser	Grand	Source Water Protection Plan Implementation	\$10,000	990
090008D	5	Frederick, Town of		Frederick	Weld	Construction of New Water Treatment Facilities; Construction or Rehabilitation of Distribution and/or Transmission Lines; Water Storage Facilities	\$2,400,000	7,800
090044D	3	Garden Valley Water & Sanitation District		Colorado Springs	EI Paso	Water Storage Facilities	\$25,000	2,000
100052D	5	Gardner Water & Sanitation District		Gardner	Huerfano	Improvement / Expansion of Water Treatment Facility; Construction or Rehabilitation of Distribution and/or Transmission Lines; Water Storage Facilities; Water Supply Facilities; Water Meters; Source Water Protection Plan Implementation; Green Infrastructure, Water Efficiency or Energy Efficiency	\$610,000	158
090025D	3	Gardner, Town of		Gardner	Huerfano	Water Storage Facilities; Water Supply Facilities	\$100,000	136
080008D	5	Gateway Metropolitan District		Basalt	Pitkin	Construction or Rehabilitation of Distribution and/or Transmission Lines	\$3,119,901	418
030025D	1	Genesee Water & Sanitation District		Golden	Jefferson	Construction of a New Water Treatment Facility; Improvement / Expansion of Water Treatment Facility; Construction or Rehabilitation of Distribution and/or Transmission Lines; Water Meters	\$4,384,000	4,010
080018D	3	Genoa, Town of		Genoa	Lincoln	Improvement / Expansion of Water Treatment Facility; Construction or Rehabilitation of Distribution and/or Transmission Lines; Water Storage Facilities; Water Supply Facilities; Water Meters; Green Infrastructure, Water Efficiency or Energy Efficiency	\$1,085,000	203
100023D	5	Genoa, Town of		Genoa	Lincoln	Source Water Protection Plan Implementation;	\$10,000	203
960161D	3	Genoa, Town of		Genoa	Lincoln	Construction or Rehabilitation of Distribution and/or Transmission Lines	\$585,000	203
030026D	3	Georgetown, Town of		Georgetown	Clear Creek	New Drinking Water Treatment Plant; Improvement / Expansion of Water Treatment Facility; Connect To Existing Facility; Construction or Rehabilitation of Distribution and/or Transmission Lines; Water Supply Facilities	\$1,500,000	1,080
090123D	5	Georgetown, Town of		Georgetown	Clear Creek	Construction or Rehabilitation of Distribution and/or Transmission Lines; Water Storage Facilities; Water Meters; Source Water Protection Plan Implementation; Green Infrastructure, Water Efficiency or Energy Efficiency	\$5,277,000	1,080
080010D	5	Gilcrest, Town of		Gilcrest	Weld	Construction or Rehabilitation of Distribution and/or Transmission Lines; Water Storage Facilities	\$8,000,000	1,200
090053D	5	Goodman Point Water District		Cortez	Montezuma	Construction or Rehabilitation of Distribution and/or Transmission Lines; Water Storage Facilities	\$1,260,000	75
990021D	5	Granada, Town of		Granada	Prowers	Water Storage Facilities	\$380,000	640
090090D	5	Granby, Town of		Granby	Grand	Const New Water Treatment Facilities; Water Storage Facilities; Consolidation of Water Treatment Facilities; Improvement/Expansion of Existing WTP; Distribution/Transmission Lines Construction/Rehabilitation; Green Infrastructure, Water Efficiency or Energy Efficiency	\$6,882,000	1,200
090045D	5	Granby, Town of	Moraine Park Water System	Granby	Grand	Consolidation of Water Treatment Facilities; Construction or Rehabilitation of Distribution and/or Transmission Lines	\$510,000	550

**Appendix B
Drinking Water Revolving Fund
2010 Project Eligibility List**

Project Number	Elig Cat	Entity	Project Name	City	County	Project Description	Estimate Project Cost	Pop
090107D	5	Grand County Water & Sanitation District #1		Winter Park	Grand	Improvement / Expansion of Water Treatment Facility; Connect To Existing Facility; Construction or Rehabilitation of Distribution and/or Transmission Lines; Green Infrastructure, Water Efficiency or Energy Efficiency	\$1,800,000	3,500
090092D	5	Grand Junction, City of		Grand Junction	Mesa	Construction or Rehabilitation of Distribution and/or Transmission Lines	\$2,750,000	40,000
960136D	5	Grand Junction, City of		Grand Junction	Mesa	Construction or Rehabilitation of Distribution and/or Transmission Lines; Water Storage Facilities	\$2,000,000	40,000
100004D	5	Grand Junction, City of		Grand Junction	Mesa	Construction or Rehabilitation of Distribution and/or Transmission Lines; Water Storage Facilities	\$550,000	26,500
090114D	5	Grand Lake, Town of		Grand Lake	Grand	Consolidation of Water Treatment Facilities; Water Storage Facilities	\$1,550,000	7,250
960174D	4	Grand Lake, Town of		Grand Lake	Grand	Improvement / Expansion of Water Treatment Facility; Construction or Rehabilitation of Distribution and/or Transmission Lines	\$2,010,634	476
090010D	5	Grand Mesa Water Conservancy District		Cedaredge	Delta	Improvement / Expansion of Water Treatment Facility; Consolidation of Water Treatment Facilities; Connect To Existing Facility; Construction or Rehabilitation of Distribution and/or Transmission Lines; Water Supply Facilities	\$15,250,000	1,250
090040D	5	Greeley, City of		Greeley	Weld	Water Storage Facilities	\$3,450,000	122,944
090039D	5	Greeley, City of	Bellvue Project	Greeley	Weld	Improvement / Expansion of Water Treatment Facility; Construction or Rehabilitation of Distribution and/or Transmission Lines	\$7,250,000	96,540
100056D	5	Greeley, City of	Boyd Project	Greeley	Weld	Improvement / Expansion of Water Treatment Facility	\$1,250,000	122,944
100057D	3	Greeley, City of		Greeley	Weld	Improvement / Expansion of Water Treatment Facility; Construction or Rehabilitation of Distribution and/or Transmission Lines	\$900,000	122,944
070013D	5	Grover, Town of		Grover	Weld	Improvement / Expansion of Water Treatment Facility; Construction or Rehabilitation of Distribution and/or Transmission Lines; Water Supply Facilities	\$1,000,000	154
050027D	5	Gunnison County	Dos Rios Water	Gunnison	Gunnison	Connect To Existing Facility; Construction or Rehabilitation of Distribution and/or Transmission Lines; Water Storage Facilities	\$3,900,000	750
100041D	5	Gunnison County	Murdie HOA	Gunnison	Gunnison	Construction of a New Water Treatment Facility; Construction or Rehabilitation of Distribution and/or Transmission Lines; Water Storage Facilities	\$700,000	250
010015D	2	Gunnison County	Somerset Domestic WD	Somerset	Gunnison	Improvement / Expansion of Water Treatment Facility; Construction or Rehabilitation of Distribution and/or Transmission Lines	\$465,000	520
990009D	4	Gunnison, City of		Gunnison	Gunnison	Improvement / Expansion of Water Treatment Facility; Construction or Rehabilitation of Distribution and/or Transmission Lines; Water Storage Facilities	\$515,100	104
090146D	5	Gypsum, Town of		Gypsum	Eagle	Improvement / Expansion of Water Treatment Facility	\$1,500,000	4,000
090147D	5	Gypsum, Town of		Gypsum	Eagle	Water Supply Facilities; Green Infrastructure, Water Efficiency or Energy Efficiency	\$855,000	4,000
990045D	4	Hamilton Creek Metropolitan District		Silverthorne	Summit	Construction of a New Water Treatment Facility	\$2,000,000	300
030028D	4	Hartman, Town of		Hartman	Prowers	Construction of a New Water Treatment Facility; Improvement / Expansion of Water Treatment Facility; Water Storage Facilities	\$700,000	108
010016D	1	Haswell, Town of		Haswell	Kiowa	Improvement / Expansion of Water Treatment Facility	\$180,000	84
050028D	3	Haxtun, Town of		Haxtun	Phillips	Construction or Rehabilitation of Distribution and/or Transmission Lines	\$100,000	984
090061D	5	Haxtun, Town of		Haxtun	Phillips	Improvement / Expansion of Water Treatment Facility; Water Meters	\$52,000	1,006
960137D	5	Hayden, Town of		Hayden	Routt	Improvement / Expansion of Water Treatment Facility; Construction or Rehabilitation of Distribution and/or Transmission Lines; Water Storage Facilities	\$3,300,000	1,814
090068D	3	Highland Lakes Water District		Divide	Teller	Water Supply Facilities	\$100,000	250

**Appendix B
Drinking Water Revolving Fund
2010 Project Eligibility List**

Project Number	Elig Cat	Entity	Project Name	City	County	Project Description	Estimate Project Cost	Pop
960171D	1	Highland Lakes Water District		Divide	Teller	Construction of a New Water Treatment Facility; Consolidation of Water Treatment Facilities; Construction or Rehabilitation of Distribution and/or Transmission Lines; Water Storage Facilities	\$2,950,000	1,100
020020D	1	Hi-Land Acres WSD		Brighton	Adams	Construction or Rehabilitation of Distribution and/or Transmission Lines;	\$700,000	352
100042D	5	Hi-Land Acres WSD		Brighton	Adams	Improvement / Expansion of Water Treatment Facility; Water Storage Facilities; Water Meters	\$1,800,000	352
040033D	2	Hillrose, Town of		Hillrose	Morgan	New Water Treatment Facility; Improvement/Expansion of Treatment Facility; Connect to Existing Facility; Consolidation of Facilities; Construction or Rehabilitation of Distribution and/or Transmission Lines; Water Storage; Water Supply Facilities; Water Meters	\$1,721,952	275
960045D	5	Holly, Town of		Holly	Prowers	Construction or Rehabilitation of Distribution and/or Transmission Lines; Water Meters	\$355,201	1,015
990023D	5	Holyoke, City of		Holyoke	Phillips	Improvement / Expansion of Water Treatment Facility; Construction or Rehabilitation of Distribution and/or Transmission Lines; Water Storage Facilities	\$1,575,000	2,261
080005D	4	Hooper, Town of		Hooper	Alamosa	New Water Treatment Facility; Connect To Existing Facility; Construction or Rehabilitation of Distribution and/or Transmission Lines; Water Storage Facilities; Water Supply Facilities; Water Meters	\$2,000,000	125
020032D	5	Hoover Hill Water & Sanitation District		Boulder	Boulder	Water Meters	\$100,000	265
960047D	1	Hot Sulphur Springs, Town of		Hot Sulphur Springs	Grand	Construction or Rehabilitation of Distribution and/or Transmission Lines; Water Storage Facilities	\$2,000,000	534
010017D	2	Hotchkiss, Town of		Hotchkiss	Delta	Construction of a New Water Treatment Facility; Improvement / Expansion of Water Treatment Facility	\$2,000,000	960
090032D	3	Hotchkiss, Town of	High School Line Project	Hotchkiss	Delta	Construction or Rehabilitation of Distribution and/or Transmission Lines	\$850,000	1,024
020023D	5	Hudson, Town of		Hudson	Weld	Improvement / Expansion of Water Treatment Facility	\$800,000	1,600
090005D	2	Hudson, Town of	Hudson / Ft. Lupton WTP	Hudson	Weld	Improvement / Expansion of Water Treatment Facility	\$200,000	1,600
100043D	3	Hudson, Town of		Hudson	Weld	Construction of a New Water Treatment Facility; Improvement / Expansion of Water Treatment Facility; Water Supply Facilities; Water Meters	\$950,000	1,600
010018D	5	Idaho Springs, City of		Idaho Springs	Clear Creek	Improvement / Expansion of Water Treatment Facility; Construction or Rehabilitation of Distribution and/or Transmission Lines; Water Storage Facilities; Water Meters	\$900,000	1,885
090117D	5	Idaho Springs, City of		Idaho Springs	Clear Creek	Green Infrastructure, Water Efficiency or Energy Efficiency	\$200,000	1,885
020018D	3	Idledale Water & Sanitation District		Morrison	Jefferson	Improvement / Expansion of Water Treatment Facility; Construction or Rehabilitation of Distribution and/or Transmission Lines; Water Storage Facilities; Water Meters	\$1,296,570	350
960050D	3	Ignacio, Town of		Ignacio	La Plata	Construction or Rehabilitation of Distribution and/or Transmission Lines	\$500,000	740
100061D	5	Iliff, Town of		Iliff	Logan	Improvement / Expansion of Water Treatment Facility; Construction or Rehabilitation of Distribution and/or Transmission Lines; Water Storage Facilities; Water Supply Facilities; Water Meters; Source Water Protection Plan Implementation; Green Infrastructure, Water Efficiency or Energy Efficiency	\$660,000	260
030029D	1	Indian Hills Water District		Indian Hills	Jefferson	Construction or Rehabilitation of Distribution and/or Transmission Lines; Water Storage Facilities; Water Supply Facilities	\$340,344	1,100
090100D	2	Indian Hills Water District		Indian Hills	Jefferson	Construction of New Water Treatment Facilities; Water Storage Facilities	\$375,000	1,100
960051D	1	Jamestown, Town of		Jamestown	Boulder	Construction of a New Water Treatment Facility; Improvement / Expansion of Water Treatment Facility; Construction or Rehabilitation of Distribution and/or Transmission Lines; Water Meters	\$933,500	265
100002D	2	Jefferson County	Coal Creek K-8 School	Lakewood	Jefferson	Improvement / Expansion of Water Treatment Facility	\$100,000	160

**Appendix B
Drinking Water Revolving Fund
2010 Project Eligibility List**

Project Number	Elig Cat	Entity	Project Name	City	County	Project Description	Estimate Project Cost	Pop
050029D	3	Julesburg, Town of		Julesburg	Sedgwick	Improvement / Expansion of Water Treatment Facility; Construction or Rehabilitation of Distribution and/or Transmission Lines	\$500,000	1,467
030031D	5	Keenesburg, Town of		Keenesburg	Weld	Construction or Rehabilitation of Distribution and/or Transmission Lines; Water Storage Facilities	\$1,000,000	1,150
030032D	2	Ken Caryl West Ranch Water District		Morrison	Jefferson	New Regional Water Treatment Facilities; Water Storage Facilities	\$300,000	100
960208D	5	Kersey, Town of		Kersey	Weld	Construction or Rehabilitation of Distribution and/or Transmission Lines	\$1,980,500	1,420
030033D	3	Kim, Town of		Kim	Las Animas	Construction or Rehabilitation of Distribution and/or Transmission Lines; Water Storage Facilities; Water Supply Facilities; Water Meters	\$815,000	76
100062D	5	Kim, Town of		Kim	Las Animas	Improvement / Expansion of Water Treatment Facility; Construction or Rehabilitation of Distribution and/or Transmission Lines; Water Storage Facilities; Water Supply Facilities; Water Meters; Source Water Protection Plan Implementation; Green Infrastructure, Water Efficiency or Energy Efficiency	\$590,000	76
090129D	5	Kiowa, Town of		Kiowa	Elbert	Construction of a New Water Treatment Facility; Improvement / Expansion of Water Treatment Facility; Construction or Rehabilitation of Distribution and/or Transmission Lines; Water Storage Facilities; Water Supply Facilities	\$454,000	630
100029D	5	Kit Carson, Town of		Kit Carson	Cheyenne	Source Water Protection Plan Implementation;	\$10,000	223
960056D	2	Kit Carson, Town of		Kit Carson	Cheyenne	Construction of a New Water Treatment Facility; Improvement / Expansion of Water Treatment Facility; Construction or Rehabilitation of Distribution and/or Transmission Lines; Water Storage Facilities; Water Supply Facilities; Water Meters; Green Infrastructure, Water Efficiency or Energy Efficiency	\$1,545,000	223
090028D	3	Kremmling, Town of		Kremmling	Grand	Source Water Protection Plan Implementation	\$250,000	1,600
960057D	3	Kremmling, Town of		Kremmling	Grand	Construction or Rehabilitation of Distribution and/or Transmission Lines	\$1,000,000	1,600
100009D	5	Kremmling, Town of		Kremmling	Grand	Improvement / Expansion of Water Treatment Facility; Water Supply Facilities	\$3,750,000	1,650
040011D	5	La Jara, Town of		La Jara	Conejos	Construction or Rehabilitation of Distribution and/or Transmission Lines;	\$1,000,000	1,025
100063D	5	La Jara, Town of		La Jara	Conejos	Construction of a New Water Treatment Facility	\$250,000	1,025
090007D	3	La Junta, City of		La Junta	Otero	Water Storage Facilities	\$2,000,000	8,000
030035D	2	La Junta, City of	Eureka Water Co (1)	La Junta	Otero	Improvement / Expansion of Water Treatment Facility; Construction or Rehabilitation of Distribution and/or Transmission Lines; Water Storage Facilities	\$1,649,000	498
090013D	5	La Plata Archuleta Water District		Durango	La Plata	Construction of New Water Treatment Facilities; Construction or Rehabilitation of Distribution and/or Transmission Lines; Water Storage; Water Supply Facilities; Water Meters	\$84,767,000	9,720
100007D	1	La Plata West Water Authority	Rural Water Supply Distribution System	Durango	La Plata	Construction of a New Water Treatment Facility; Consolidation of Water Treatment Facilities; Consolidation of Water Treatment Facilities; Construction or Rehabilitation of Distribution and/or Transmission Lines; Water Storage Facilities; Water Supply Facilities; Green Infrastructure, Water Efficiency or Energy Efficiency	\$27,000,000	11,000
100064D	5	La Plata West Water Authority		Durango	La Plata	Water Supply Facilities	\$300,000	UNK
020024D	3	La Veta, Town of		La Veta	Huerfano	Improvement / Expansion of Water Treatment Facility; Construction or Rehabilitation of Distribution and/or Transmission Lines; Water Storage Facilities; Water Supply Facilities	\$3,524,000	896
090054D	5	Lafayette, City of		Lafayette	Boulder	Improvement / Expansion of Water Treatment Facility	\$1,050,000	27,000
050030D	5	Lake City, Town of		Lake City	Hinsdale	Construction or Rehabilitation of Distribution and/or Transmission Lines	\$2,000,000	500

**Appendix B
Drinking Water Revolving Fund
2010 Project Eligibility List**

Project Number	Elig Cat	Entity	Project Name	City	County	Project Description	Estimate Project Cost	Pop
090111D	5	Lake Creek Metropolitan Water District		Edwards	Eagle	Improvement / Expansion of Water Treatment Facility; Connect to Existing Facility; Construction or Rehabilitation of Distribution and/or Transmission Lines; Water Meters	\$2,061,000	210
100031D	5	Lake Durango Water Authority		Durango	La Plata	Source Water Protection Plan Implementation	\$10,000	2,800
100059D	3	Lake Durango Water Authority		Durango	La Plata	Improvement / Expansion of Water Treatment Facility; Construction or Rehabilitation of Distribution and/or Transmission Lines; Water Storage Facilities; Water Meters; Green Infrastructure, Water Efficiency or Energy Efficiency	\$1,095,000	2,800
100072D	3	Lakeview Estates Water District		Thornton	Adams	Improvement / Expansion of Water Treatment Facility; Connect To Existing Facility; Construction or Rehabilitation of Distribution and/or Transmission Lines; Water Supply Facilities	\$1,100,000	80
060013D	5	Lakewood, City of		Lakewood	Jefferson	Construction or Rehabilitation of Distribution and/or Transmission Lines	\$1,600,000	4,700
050031D	5	Lamar, City of		Lamar	Prowers	Construction of a New Water Treatment Facility; Construction or Rehabilitation of Distribution and/or Transmission Lines; Water Storage Facilities; Water Storage Facilities	\$3,385,000	8,420
100025D	5	Lamar, City of		Lamar	Prowers	Construction or Rehabilitation of Distribution and/or Transmission Lines	\$2,000,000	8,661
070003D	3	Larimer County	Glacier View Meadows WS Assoc	Livermore	Larimer	Construction or Rehabilitation of Distribution and/or Transmission Lines	\$350,000	500
100065D	3	Larimer County	Hondius Water Users Association	Fort Collins	Larimer	Construction or Rehabilitation of Distribution and/or Transmission Lines; Water Storage Facilities	\$600,000	300
100021D	5	Larimer County	Lower Venner Ranch Assn, Upper Venner Ranch Assn, Koral Heights Property Owners Association; Little Prospect Acres Subdivision	Fort Collins	Larimer	Consolidation of Water Treatment Facilities; Construction or Rehabilitation of Distribution and/or Transmission Lines; Water Storage Facilities	\$2,000,000	414
090018D	5	Larimer County	Red Feather Lakes	Fort Collins	Larimer	Connect to Existing Facility; Water Supply Facilities	\$1,500,000	500
960061D	2	Larkspur, Town of		Larkspur	Douglas	Construction of a New Water Treatment Facility; Improvement / Expansion of Water Treatment Facility; Consolidation of Water Treatment Facilities; Construction or Rehabilitation of Distribution and/or Transmission Lines; Water Storage Facilities; Water Supply Facility	\$2,474,500	280
050032D	5	Las Animas, City of		Las Animas	Bent	Improvement / Expansion of Water Treatment Facility; Construction or Rehabilitation of Distribution and/or Transmission Lines; Water Storage Facilities; Water Supply Facilities; Water Meters	\$5,020,000	2,758
090060D	5	Las Animas, City of		Las Animas	Bent	Green Infrastructure, Water Efficiency or Energy Efficiency	\$200,000	2,758
090006D	5	Left Hand Water District	Dodd WTP	Niwot	Boulder	Improvement / Expansion of Water Treatment Facility	\$26,428,000	19,310
050033D	5	Limon, Town of		Limon	Lincoln	Construction or Rehabilitation of Distribution and/or Transmission Lines; Water Supply	\$185,000	2,000
090105D	5	Little Thompson Water District		Berthoud	Morgan	Construction or Rehabilitation of Distribution and/or Transmission Lines; Water Supply Facilities	\$760,000	20,000
020004D	5	Lochbuie, Town of		Lochbuie	Weld	Improvement / Expansion of Water Treatment Facility; Water Storage Facilities; Water Supply Facilities	\$5,500,000	6,500
090108D	5	Lochbuie, Town of		Lochbuie	Weld	Construction or Rehabilitation of Distribution and/or Transmission Lines	\$1,268,000	5,200
030040D	1	Log Lane Village, Town of		Log Lane Village	Morgan	New Drinking Water Treatment Plant; Connect To Existing Facility; Improvement / Expansion of Water Treatment Facility; Water Storage Facilities	\$3,700,000	1,006
090081D	5	Longmont, City of		Longmont	Boulder	Improvement / Expansion of Water Treatment Facility; Green Infrastructure, Water Efficiency or Energy Efficiency	\$2,760,000	86,000
100066D	5	Longmont, City of		Longmont	Boulder	Construction or Rehabilitation of Distribution and/or Transmission Lines	\$12,124,000	86,000

**Appendix B
Drinking Water Revolving Fund
2010 Project Eligibility List**

Project Number	Elig Cat	Entity	Project Name	City	County	Project Description	Estimate Project Cost	Pop
060010D	3	Lookout Mountain Water District		Golden	Jefferson	Improvement / Expansion of Water Treatment Facility; Construction or Rehabilitation of Distribution and/or Transmission Lines; Water Meters	\$1,752,700	1,300
090047D	5	Louviers Water & Sanitation District		Louviers	Douglas	Improvement / Expansion of Water Treatment Facility; Construction or Rehabilitation of Distribution and/or Transmission Lines; Water Supply Facilities	\$836,000	238
100026D	5	Louviers Water & Sanitation District		Louviers	Douglas	Construction of a New Water Treatment Facility; Construction or Rehabilitation of Distribution and/or Transmission Lines; Water Storage Facilities; Water Supply Facilities; Water Meters	\$1,665,000	238
060014D	5	Loveland, City of		Loveland	Larimer	Improvement / Expansion of Water Treatment Facility; Construction or Rehabilitation of Distribution and/or Transmission Lines; Water Storage Facilities	\$16,500,000	63,000
090149D	5	Loveland, City of		Loveland	Larimer	Improvement / Expansion of Water Treatment Facility; Construction or Rehabilitation of Distribution and/or Transmission Lines; Water Storage Facilities; Green Infrastructure, Water Efficiency or Energy Efficiency	\$550,000	63,000
090113D	5	Lyons, Town of		Lyons	Boulder	Construction or Rehabilitation of Distribution and/or Transmission Lines	\$245,000	1,895
100071D	3	Manassa, Town of		Manassa	Conejos	Improvement / Expansion of Water Treatment Facility; Construction or Rehabilitation of Distribution and/or Transmission Lines; Water Supply Facilities; Water Meters	\$350,000	1,029
000011D	5	Mancos, Town of		Mancos	Montezuma	Improvement / Expansion of Water Treatment Facility; Construction or Rehabilitation of Distribution and/or Transmission Lines; Water Storage Facilities; Source Water Protection Plan Implementation	\$850,000	1,250
090051D	5	Mancos, Town of		Mancos	Montezuma	Water Meters	\$350,000	1,300
050034D	3	Manitou Springs, City of		Manitou Springs	El Paso	Improvement / Expansion of Water Treatment Facility; Construction or Rehabilitation of Distribution and/or Transmission Lines; Water Storage Facilities; Water Supply Facilities	\$8,763,000	4,980
020005D	5	Meeker, Town of		Meeker	Rio Blanco	Construction or Rehabilitation of Distribution and/or Transmission Lines; Water Storage Facilities	\$950,000	2,500
090033D	2	Merino, Town of		Merino	Logan	Construction of a New Water Treatment Facility; Improvement / Expansion of Water Treatment Facility; Water Storage Facilities; Water Meters;	\$1,500,000	285
960214D	4	Mesa Cortina Water & Sanitation District		Silverthorne	Summit	Construction of a New Water Treatment Facility; Construction or Rehabilitation of Distribution and/or Transmission Lines; Water Supply Facilities	\$950,000	500
090015D	5	Mesa County	Gateway	Grand Junction	Mesa	Connect To Existing Facility; Construction or Rehabilitation of Distribution and/or Transmission Lines	\$1,000,000	151
010024D	5	Mesa Water & Sanitation District		Mesa	Mesa	Construction or Rehabilitation of Distribution and/or Transmission Lines; Water Storage Facilities	\$175,000	400
090057D	5	Mid Valley Metropolitan District		Basalt	Eagle	Improvement / Expansion of Water Treatment Facility; Water Storage Facilities; Water Supply Facilities	\$440,000	3,400
050035D	5	Milliken, Town of		Milliken	Weld	Improvement / Expansion of Water Treatment Facility; Construction or Rehabilitation of Distribution and/or Transmission Lines; Water Storage Facilities; Water Meters	\$4,180,000	6,000
090083D	2	Minturn, Town of		Minturn	Eagle	New Water Treatment Facility; Improvement / Expansion of Water Treatment Facility; Construction or Rehabilitation of Distribution and/or Transmission Lines	\$6,500,000	1,200
080019D	5	Moffat, Town of		Moffat	Saguache	New Water Treatment Facility; Connect To Existing Facility; Construction or Rehabilitation of Distribution and/or Transmission Lines; Water Storage Facilities; Water Supply Facilities	\$3,500,000	115
050036D	5	Monte Vista, City of		Monte Vista	Rio Grande	Construction or Rehabilitation of Distribution and/or Transmission Lines; Water Storage Facilities	\$2,500,000	4,700
090069D	1	Monte Vista, City of		Monte Vista	Rio Grande	Construction or Rehabilitation of Distribution and/or Transmission Lines	\$1,705,000	4,700
960071D	5	Montezuma, Town of		Montezuma	Summit	Construction or Rehabilitation of Distribution and/or Transmission Lines; Water Storage Facilities; Water Supply Facilities	\$3,015,000	42

**Appendix B
Drinking Water Revolving Fund
2010 Project Eligibility List**

Project Number	Elig Cat	Entity	Project Name	City	County	Project Description	Estimate Project Cost	Pop
100006D	5	Montrose, City of		Montrose	Montrose	Improvement / Expansion of Water Treatment Facility; Construction or Rehabilitation of Distribution and/or Transmission Lines; Water Storage Facilities	\$2,000,000	16,070
030042D	5	Monument, Town of		Monument	El Paso	Improvement / Expansion of Water Treatment Facility; Consolidation of Water Treatment Facilities; Construction or Rehabilitation of Distribution and/or Transmission Lines; Water Storage Facilities; Water Supply Facilities	\$3,325,000	1,900
100067D	5	Monument, Town of	Lewis Palmer School District 38	Monument	El Paso	Construction or Rehabilitation of Distribution and/or Transmission Lines; Green Infrastructure, Water Efficiency or Energy Efficiency	\$195,000	2,230
960073D	5	Morgan County Quality Water District		Fort Morgan	Morgan	Construction of a New Water Treatment Facility; Construction or Rehabilitation of Distribution and/or Transmission Lines; Water Storage Facilities	\$15,450,000	2,500
050037D	3	Morrison Creek Metropolitan Water & Sanitation District		Stagecoach	Routt	Improvement / Expansion of Water Treatment Facility; Construction or Rehabilitation of Distribution and/or Transmission Lines; Water Storage Facilities; Water Meters	\$4,000,000	800
090074D	5	Morrison Creek Metropolitan Water & Sanitation District		Oak Creek	Routt	Water Storage Facilities; Water Supply Facilities	\$1,750,000	800
960074D	3	Morrison, Town of		Morrison	Jefferson	Construction of a New Water Treatment Facility; Connect to Existing Facility; Improvement / Expansion of Water Treatment Facility; Construction or Rehabilitation of Distribution and/or Transmission Lines	\$3,000,000	400
960075D	4	Mount Crested Butte Water & Sanitation District		Mt Crested Butte	Gunnison	Improvement / Expansion of Water Treatment Facility; Water Storage Facilities	\$6,725,000	6,000
090016D	5	Mount Crested Butte Water & Sanitation District	Meridan Lake Park	Mount Crested Butte	Gunnison	Water Storage Facilities	\$1,500,000	400
080015D	3	Mountain View Village Water & Sanitation District		Leadville	Lake	New Water Treatment Facility; Connect To Existing Facility; Water Storage Facilities	\$1,800,000	1,000
040015D	2	Mountain Water & Sanitation District		Conifer	Jefferson	Improvement / Expansion of Water Treatment Facility	\$1,000,000	900
090124D	5	Mt Werner Water & Sanitation District		Steamboat Springs	Routt	Water Storage Facilities	\$1,500,000	5,000
010025D	5	Munn's Addition Water & Sanitation District		Brush	Morgan	Consolidation of Water Treatment Facilities; Water Supply Facilities	\$500,000	80
070011D	5	Naturita, Town of		Naturita	Montrose	Construction or Rehabilitation of Distribution and/or Transmission Lines	\$1,096,000	635
060027D	3	Nederland, Town of		Nederland	Boulder	Construction of a New Water Treatment Facility; Improvement / Expansion of Water Treatment Plant	\$2,800,000	1,438
090087D	5	Nederland, Town of		Nederland	Boulder	Construction or Rehabilitation of Distribution and/or Transmission Lines; Water Meters	\$460,000	1,650
090001D	3	New Castle, Town of		New Castle	Garfield	Improvement / Expansion of Water Treatment Facility	\$8,300,000	3,148
090063D	5	New Castle, Town of		New Castle	Garfield	Construction or Rehabilitation of Distribution and/or Transmission Lines; Green Infrastructure, Water Efficiency or Energy Efficiency	\$850,000	3,800
090104D	5	North Lincoln Water & Sanitation District		Denver	Adams	Construction or Rehabilitation of Distribution and/or Transmission Lines	\$400,000	700
960078D	3	North Shore Water & Sanitation District		Granby	Grand	Construction or Rehabilitation of Distribution and/or Transmission Lines; Water Storage Facility	\$1,800,000	280
040016D	5	Northern Douglas County Water & Sanitation District	Chatfield East Estates Inclusion	Littleton	Douglas	Consolidation of Water Treatment Facilities; Connect To Existing Facility; Construction or Rehabilitation of Distribution and/or Transmission Lines	\$3,100,000	400
030043D	5	Northern Douglas County Water & Sanitation District	McArthur Ranch Inclusion	Littleton	Douglas	Consolidation of Water Treatment Facilities; Connect To Existing Facility; Construction or Rehabilitation of Distribution and/or Transmission Lines	\$2,100,000	230
100073D	5	Northglenn, City of	High Zone Tank Project	Northglenn	Adams	Water Storage Facilities	\$3,250,000	35,827
100068D	5	Northglenn, City of	Low Zone Tank Project	Northglenn	Adams	Water Storage Facilities	\$525,000	35,827

**Appendix B
Drinking Water Revolving Fund
2010 Project Eligibility List**

Project Number	Elig Cat	Entity	Project Name	City	County	Project Description	Estimate Project Cost	Pop
100069D	5	Northglenn, City of		Northglenn	Adams	Improvement / Expansion of Water Treatment Facility	\$4,457,000	35,827
090048D	2	Norwood Water Commission		Norwood	San Miguel	Improvement / Expansion of Water Treatment Facility; Construction or Rehabilitation of Distribution and/or Transmission Lines; Water Storage Facilities; Green Infrastructure, Water Efficiency or Energy Efficiency	\$6,908,500	1,500
960080D	2	Norwood, Town of	Norwood Water Commission	Norwood	San Miguel	Improvement / Expansion of Water Treatment Facility; Construction or Rehabilitation of Distribution and/or Transmission Lines; Water Storage Facilities; Water Meters	\$1,101,100	1,500
100013D	5	Nunn, Town of		Nunn	Weld	Construction or Rehabilitation of Distribution and/or Transmission Lines; Water Storage Facilities; Water Meters	\$1,900,000	520
960082D	5	Oak Creek, Town of		Oak Creek	Routt	Construction or Rehabilitation of Distribution and/or Transmission Lines; Water Storage Facilities; Water Meters	\$2,900,000	900
080016D	5	Oak Meadows Water Authority		Glenwood Springs	Garfield	Improvement / Expansion of Existing Water Treatment Facility; Construction or Rehabilitation of Distribution and/or Transmission Lines; Water Storage Facilities; Water Supply Facilities	\$1,300,000	70
090009D	5	Olathe, Town of		Olathe	Montrose	Construction or Rehabilitation of Distribution and/or Transmission Lines; Water Meters	\$600,000	1,650
100018D	5	Olde Stage Water District		Boulder	Boulder	Water Storage Facilities	\$150,000	250
100008D	5	Olney Springs, Town of		Olney Springs	Crowley	Improvement / Expansion of Water Treatment Facility; Construction or Rehabilitation of Distribution and/or Transmission Lines; Water Meters; Green Infrastructure, Water Efficiency or Energy Efficiency	\$155,000	389
030044D	5	Ophir, Town of		Ophir	San Miguel	New Regional Water Treatment Facilities; Consolidation of Water Treatment Facility; Improvement / Expansion of Water Treatment Facility; Construction or Rehabilitation of Distribution and/or Transmission Lines; Water Storage Facilities; Water Supply Facilities; Water Meters	\$929,485	175
960085D	5	Orchard City, Town of		Orchard City	Delta	Improvement / Expansion of Water Treatment Facility; Construction or Rehabilitation of Distribution and/or Transmission Lines; Water Storage Facilities; Water Supply Facilities	\$10,000,000	3,100
030045D 030045D-2	5	Ordway, Town of		Ordway	Crowley	Construction of a New Water Treatment Facility; Improvement / Expansion of Water Treatment Facility; Construction or Rehabilitation of Distribution and/or Transmission Lines; Water Storage Facilities; Water Supply Facilities; Water Meters; Source Water Protection Plan Implementation; Green Infrastructure, Water Efficiency or Energy Efficiency	\$4,415,000	1,144
070001D	2	Otero County	South Swink Water Co.	Swink	Otero	New Drinking Water Treatment Plant; Improvement / Expansion of Water Treatment Facility; Consolidation of Water Treatment Facilities; Water Storage Facilities	\$1,000,000	600
070007D	2	Otero County	Valley Water Company	Manzanola	Otero	Improvement / Expansion of Water Treatment Facility; Consolidation of Water Treatment Facility	\$200,000	270
030051D	5	Ouray, City of		Ouray	Ouray	Construction or Rehabilitation of Distribution and/or Transmission Lines; Water Storage Facilities	\$1,000,000	813
050038D	5	Ovid, Town of		Ovid	Sedgwick	Construction or Rehabilitation of Distribution and/or Transmission Lines; Water Supply Facilities	\$958,550	333
090046D	5	Ovid, Town of		Ovid	Sedgwick	Water Supply Facilities	\$372,850	330
090011D	2	Pagosa Area Water & Sanitation District		Pagosa Springs	Archuleta	Improvement / Expansion of Water Treatment Facility; Consolidation of Water Treatment Facilities; Construction or Rehabilitation of Distribution and/or Transmission Lines; Water Meters	\$25,899,500	10,000
100033D	5	Pagosa Area Water & Sanitation District		Pagosa Springs	Archuleta	Source Water Protection Plan Implementation	\$10,000	10,000
960087D	5	Pagosa Area Water & Sanitation District	Hatcher WTP	Pagosa Springs	Archuleta	Improvement / Expansion of Water Treatment Facility; Construction or Rehabilitation of Distribution and/or Transmission Lines; Water Storage Facilities; Water Supply Facilities; Water Meters	\$7,000,000	17,730
100076D	5	Pagosa Area Water & Sanitation District		Pagosa Springs	Archuleta	Improvement / Expansion of Water Treatment Facility; Construction or Rehabilitation of Distribution and/or Transmission Lines	\$17,536,850	10,000

**Appendix B
Drinking Water Revolving Fund
2010 Project Eligibility List**

Project Number	Elig Cat	Entity	Project Name	City	County	Project Description	Estimate Project Cost	Pop
030052D	4	Paint Brush Hills Metropolitan District		Falcon	El Paso	Construction of a New Water Treatment Facility; Improvement / Expansion of Water Treatment Facility; Construction or Rehabilitation of Distribution and/or Transmission Lines; Water Storage Facilities; Water Supply Facilities; Water Meters	\$7,160,000	2,800
100037D	5	Paint Brush Hills Metropolitan District		Falcon	El Paso	Source Water Protection Plan Implementation	\$10,000	2,800
040022D	3	Palisade, Town of		Palisade	Mesa	Construction or Rehabilitation of Distribution and/or Transmission Lines	\$350,000	3,000
090062D	5	Palisade, Town of		Palisade	Mesa	Green Infrastructure, Water Efficiency or Energy Efficiency	\$543,000	3,000
010028D	3	Palmer Lake, Town of		Palmer Lake	El Paso	Construction or Rehabilitation of Distribution and/or Transmission Lines; Water Storage Facilities	\$1,613,882	2,300
090072D	5	Palmer Lake, Town of		Palmer Lake	El Paso	Water Storage Facilities	\$500,000	2,330
090014D	5	Paonia, Town of		Paonia	Delta	Water Storage Facilities	\$2,500,000	1,534
000015D	3	Paonia, Town of		Paonia	Delta	Construction of a New Water Treatment Facility; Improvement / Expansion of Water Treatment Facility; Water Storage Facilities; Green Infrastructure, Water Efficiency or Energy Efficiency	\$4,540,000	2,200
030053D	5	Parachute, Town of		Parachute	Garfield	Construction or Rehabilitation of Distribution and/or Transmission Lines; Water Meters	\$512,000	1,360
100077D	5	Park Forest Water District		Colorado Springs	El Paso	Construction of a New Water Treatment Facility; Construction or Rehabilitation of Distribution and/or Transmission Lines; Water Storage Facilities; Water Supply Facilities; Water Meters; Source Water Protection Plan Implementation	\$4,100,000	1,000
090034D	5	Parker Water & Sanitation District		Parker	Douglas	Improvement / Expansion of Water Treatment Facility; Construction or Rehabilitation of Distribution and/or Transmission Lines; Water Storage Facilities; Water Supply Facilities	\$50,000,000	39,060
010033D	5	Parkville Water District		Leadville	Lake	Water Supply Facilities	\$750,000	8,000
090091D	5	Parkville Water District		Leadville	Lake	Construction or Rehabilitation of Distribution and/or Transmission Lines	\$1,830,500	6,000
100078D	5	Peetz, Town of		Peetz	Logan	Improvement / Expansion of Water Treatment Facility; Construction or Rehabilitation of Distribution and/or Transmission Lines; Water Storage Facilities; Water Supply Facilities; Water Meters; Source Water Protection Plan Implementation; Green Infrastructure, Water Efficiency or Energy Efficiency	\$660,000	270
960092D	4	Penrose Water District		Penrose	Fremont	Improvement / Expansion of Water Treatment Facility; Construction or Rehabilitation of Distribution and/or Transmission Lines; Water Storage Facilities; Water Meters	\$2,000,000	3,280
090076D	3	Perry Park Water & Sanitation District		Larkspur	Douglas	Improvement / Expansion of Water Treatment Facility	\$2,000,000	3,315
960219D	5	Perry Park Water & Sanitation District		Larkspur	Douglas	Water Storage Facilities; Water Supply Facilities	\$1,500,000	3,100
010030D	3	Phillips County	Amherst Unincorp Area	Amherst	Phillips	New Drinking Water Treatment Plant; Construction or Rehabilitation of Distribution and/or Transmission Lines; Water Supply Facilities; Water Storage Facilities	\$250,000	200
070002D	5	Pierce, Town of		Pierce	Weld	New Water Treatment Plant; Improvement / Expansion of Water Treatment Facility	\$300,000	884
990035D	5	Pine Drive Water District		Beulah	Pueblo	Improvement / Expansion of Water Treatment Facility; Construction or Rehabilitation of Distribution and/or Transmission Lines	\$241,154	400
090093D	5	Pinewood Springs Water District		Lyons	Larimer	Water Meters	\$49,000	800
960093D	2	Pinewood Springs Water District		Pinewood Springs	Larimer	Improvement / Expansion of Water Treatment Facility; Construction or Rehabilitation of Distribution and/or Transmission Lines; Water Meters	\$2,275,000	750
010031D	5	Pioneer Lookout Water District		Monument	El Paso	Construction or Rehabilitation of Distribution and/or Transmission Lines; Water Storage Facilities	\$45,000	100

**Appendix B
Drinking Water Revolving Fund
2010 Project Eligibility List**

Project Number	Elig Cat	Entity	Project Name	City	County	Project Description	Estimate Project Cost	Pop
060011D 060011D-2	3	Platte Canyon Water & Sanitation District		Littleton	Jefferson	Construction or Rehabilitation of Distribution and/or Transmission Lines	\$400,000	19,366
960094D	5	Platteville, Town of		Platteville	Weld	Improvement / Expansion of Water Treatment Facility; Construction or Rehabilitation of Distribution and/or Transmission Lines; Water Storage Facilities; Water Supply Facilities	\$2,200,000	2,500
050039D	3	Poncha Springs, Town of		Poncha Springs	Chaffee	Construction of a New Water Treatment Facility; Connection to a New or Existing Water Treatment Plant; Construction or Rehabilitation of Distribution and/or Transmission Lines; Water Storage Facilities; Water Supply Facilities	\$3,500,000	684
050040D	3	Powderhorn #1 Metropolitan District		Mesa	Mesa	Improvement / Expansion of Water Treatment Facility; Construction or Rehabilitation of Distribution and/or Transmission Lines; Water Storage Facilities	\$4,000,000	1,800
990036D	5	Project 7 Water Authority		Montrose	Montrose	Improvement / Expansion of Water Treatment Facility; Water Storage Facilities	\$10,000,000	11,000
020035D	3	Prowers County	May Valley Water Assoc	Wiley	Prowers	Construction of a New Water Treatment Facility; Improvement / Expansion of Water Treatment Facility; Construction or Rehabilitation of Distribution and/or Transmission Lines; Water Storage Facilities	\$16,300,000	1,500
010050D	4	Pueblo West Metropolitan District		Pueblo West	Pueblo	Construction or Rehabilitation of Distribution and/or Transmission Lines	\$3,500,000	4,500
050042D	5	PV Water and Sanitation Metropolitan District		Greeley	Weld	New Regional Water Treatment Facilities; Consolidation of Water Treatment Facilities; Construction or Rehabilitation of Distribution and/or Transmission Lines; Water Storage Facilities; Water Supply Facilities	\$8,000,000	10,000
960225D	3	Rainbow Valley Water District		Woodland Park	Teller	Improvement / Expansion of Water Treatment Facility; Construction or Rehabilitation of Distribution and/or Transmission Lines; Water Storage Facilities	\$100,000	130
060012D	5	Ralston Valley Water & Sanitation District		Arvada	Jefferson	Construction or Rehabilitation of Distribution and/or Transmission Lines	\$1,200,000	1,300
020006D	5	Rangely, Town of		Rangely	Rio Blanco	Construction or Rehabilitation of Distribution and/or Transmission Lines	\$1,000,000	2,200
090052D	1	Rangely, Town of		Rangely	Rio Blanco	Improvement / Expansion of Water Treatment Facility; Water Supply Facilities; Green Infrastructure, Water Efficiency or Energy Efficiency	\$350,000	2,100
050043D	2	Raymer, Town of		Raymer	Weld	Improvement / Expansion of Water Treatment Facility	\$300,000	73
040024D	3	Red Rock Valley Estates Water District		Colorado Springs	El Paso	Construction of a New Water Treatment Facility; Improvement / Expansion of Water Treatment Facility; Connect To Existing Facility; Construction or Rehabilitation of Distribution and/or Transmission Lines; Water Storage Facilities; Water Supply Facilities; Water Meters; Green Infrastructure, Water Efficiency or Energy Efficiency	\$560,000	175
100046D	5	Red Rock Valley Estates Water District		Colorado Springs	El Paso	Source Water Protection Plan Implementation	\$10,000	175
060022D	4	Redstone Water & Sanitation District		Redstone	Pitkin	Improvement / Expansion of Water Treatment Facility	\$100,000	300
050044D	5	Resource Colorado Water & Sanitation Metropolitan District		Adams or Weld Co	Weld	New Regional Water Treatment Facilities; Consolidation of Water Treatment Facilities; Construction or Rehabilitation of Distribution and/or Transmission Lines; Water Storage Facilities; Water Supply Facilities	\$40,000,000	10,000
090150D	5	Resource Colorado Water & Sanitation Metropolitan District	2050 Green Prairie Program Rangeview MD	Lakewood	Weld	Construction of New Water Treatment Facilities; Construction or Rehabilitation of Distribution and/or Transmission Lines; Water Storage Facilities; Green Infrastructure, Water Efficiency or Energy Efficiency	\$65,600,000	70,000
960098D	1	Rico, Town of		Rico	Dolores	Construction of a New Water Treatment Facility; Improvement / Expansion of Water Treatment Facility; Construction or Rehabilitation of Distribution and/or Transmission Lines; Water Storage Facilities; Water Supply Facilities	\$2,000,000	250

Appendix B
Drinking Water Revolving Fund
2010 Project Eligibility List

Project Number	Elig Cat	Entity	Project Name	City	County	Project Description	Estimate Project Cost	Pop
960099D	3	Ridgewood Water District		Woodland Park	Teller	Construction or Rehabilitation of Distribution and/or Transmission Lines; Water Storage Facilities; Water Supply Facilities	\$1,055,000	200
040025D	4	Ridgway, Town of		Ridgway	Ourray	Improvement / Expansion of Water Treatment Facility; Construction or Rehabilitation of Distribution and/or Transmission Lines	\$750,000	1,036
090031D	5	Ridgway, Town of		Ridgway	Ourray	Source Water Protection Plan Implementation	\$50,000	866
020007D	1	Rifle, City of		Rifle	Garfield	Construction of a New Water Treatment Facility; Improvement / Expansion of Water Treatment Facility; Consolidation of Water Treatment Facilities; Construction or Rehabilitation of Distribution and/or Transmission Lines	\$40,000,000	8,700
090003D	5	Rockvale, Town of		Rockvale	Fremont	Improvement / Expansion of Water Treatment Facility; Construction or Rehabilitation of Distribution and/or Transmission Lines; Water Storage Facilities; Water Supply Facilities; Water Meters; Green Infrastructure, Water Efficiency or Energy Efficiency	\$1,120,000	391
090101D	5	Rockvale, Town of		Rockvale	Fremont	Water Storage Facilities	\$174,733	426
100047D	5	Rockvale, Town of		Rockvale	Fremont	Source Water Protection Plan Implementation	\$10,000	432
960227D	2	Rocky Ford, City of		Rocky Ford	Otero	Improvement / Expansion of Water Treatment Facility; Construction or Rehabilitation of Distribution and/or Transmission Lines	\$2,050,000	4,213
020028D	5	Round Mountain Water & Sanitation District		Westcliffe	Custer	Construction of a New Water Treatment Facility; Improvement / Expansion of Water Treatment Facility; Construction or Rehabilitation of Distribution and/or Transmission Lines; Water Storage Facilities; Water Supply Facilities; Water Meters; Source Water Protection Plan Implementation	\$2,000,000	1,069
090030D	5	Round Mountain Water & Sanitation District		Westcliffe	Custer	Source Water Protection Plan Implementation	\$15,000	1,056
100079D	5	Routt County	Community of Phippsburg	Steamboat Springs	Routt	Construction or Rehabilitation of Distribution and/or Transmission Lines	\$200,000	154,609
960160D	4	Routt County	Hahn's Peak	Steamboat Springs	Routt	Construction of a New Water Treatment Facility	\$2,000,000	150
960164D	5	Roxborough Park Metropolitan District		Littleton	Douglas / Jefferson	Consolidation of Water Treatment Facilities; Construction or Rehabilitation of Distribution and/or Transmission Lines	\$1,530,000	8,900
090097D	5	Ruedi Shores Metropolitan District		Glenwood Springs	Eagle	Construction or Rehabilitation of Distribution and/or Transmission Lines; Water Storage Facilities; Water Supply Facilities; Water Meters	\$2,682,000	180
960102D	1	Rye, Town of		Rye	Pueblo	Improvement / Expansion of Water Treatment Facility; Water Meters	\$1,100,000	202
100048D	5	Rye, Town of		Rye	Pueblo	Source Water Protection Plan Implementation	\$10,000	202
100080D	1	Rye, Town of		Rye	Pueblo	Construction or Rehabilitation of Distribution and/or Transmission Lines; Water Storage Facilities; Water Supply Facilities	\$2,050,000	202
090067D	5	Saguache, Town of		Saguache	Saguache	Green Infrastructure, Water Efficiency or Energy Efficiency	\$60,000	578
960142D	3	Saguache, Town of		Saguache	Saguache	Construction or Rehabilitation of Distribution and/or Transmission Lines; Water Storage Facilities	\$200,000	587
990039D	3	Salida, City of		Salida	Chaffee	Improvement / Expansion of Water Treatment Facility; Construction or Rehabilitation of Distribution and/or Transmission Lines; Water Storage Facilities; Water Meters; Green Infrastructure, Water Efficiency or Energy Efficiency	\$7,100,000	5,400
040026D	3	San Juan River Village Metropolitan District		Pagosa Springs	Archuleta	Improvement / Expansion of Water Treatment Facility	\$550,000	500
100081D	5	San Juan River Village Metropolitan District		Pagosa Springs	Archuleta	Construction or Rehabilitation of Distribution and/or Transmission Lines; Water Storage Facilities; Water Supply Facilities; Water Meters	\$495,000	500
030059D	4	San Luis Water & Sanitation District		Chama	Costilla	Improvement / Expansion of Water Treatment Facility; Water Supply Facilities; Water Meters	\$700,000	739
960104D	5	Sanford, Town of		Sanford	Conejos	Construction or Rehabilitation of Distribution and/or Transmission Lines; Water Supply Facilities	\$250,000	783
030060D	5	Sawpit, Town of		Sawpit	San Miguel	Construction or Rehabilitation of Distribution and/or Transmission Lines; Water Storage Facilities; Water Meters	\$247,825	45

**Appendix B
Drinking Water Revolving Fund
2010 Project Eligibility List**

Project Number	Elig Cat	Entity	Project Name	City	County	Project Description	Estimate Project Cost	Pop
090109D	5	Security Water District	Southern Deliver System Project	Colorado Springs	El Paso	Water Supply Facilities	\$16,554,000	18,000
100082D	5	Security Water District	Widefield Aquifer Recharge Project	Colorado Springs	El Paso	Water Supply Facilities; Green Infrastructure, Water Efficiency or Energy Efficiency	\$5,284,000	18,000
090134D	3	Sedalia Water & Sanitation District		Sedalia	Douglas	Construction of New Water Treatment Facilities	\$750,000	215
960105D	5	Sedalia Water & Sanitation District		Sedalia	Douglas	Improvement of Water Treatment Facility; Construction or Rehabilitation of Distribution and/or Transmission Lines; Water Storage Facilities	\$2,525,000	220
040027D	3	Sedgwick, Town of		Sedgwick	Sedgwick	Improvement / Expansion of Water Treatment Facility; Consolidation of Water Treatment Facilities; Construction or Rehabilitation of Distribution and/or Transmission Lines; Water Storage Facilities; Water Supply Facilities; Water Meters	\$769,000	183
100011D	3	Sedgwick, Town of		Sedgwick	Sedgwick	Construction or Rehabilitation of Distribution and/or Transmission Lines	\$820,000	183
000017D	3	Seibert, Town of		Seibert	Kit Carson	Construction or Rehabilitation of Distribution and/or Transmission Lines; Water Supply Facilities	\$500,000	194
100083D	3	Seibert, Town of		Seibert	Kit Carson	Improvement / Expansion of Water Treatment Facility; Construction or Rehabilitation of Distribution and/or Transmission Lines; Water Storage Facilities; Water Supply Facilities; Water Meters; Source Water Protection Plan Implementation; Green Infrastructure, Water Efficiency or Energy Efficiency	\$520,000	197
030061D	5	Severance, Town of		Severance	Weld	Construction or Rehabilitation of Distribution and/or Transmission Lines; Water Storage Facilities	\$929,000	1,050
070009D	5	Sheridan, City of	Oxford to Union SID	Sheridan	Arapahoe	Construction or Rehabilitation of Distribution and/or Transmission Lines; Connect to Existing Facility	\$1,107,000	5,250
020008D	5	Silt, Town of		Silt	Garfield	Improvement / Expansion of Water Treatment Facility; Construction or Rehabilitation of Distribution and/or Transmission Lines; Water Storage Facilities	\$2,600,000	2,542
050075D	5	Silver Heights Water & Sanitation District		Castle Rock	Douglas	Construction or Rehabilitation of Distribution and/or Transmission Lines; Water Supply Facilities	\$2,600,000	350
100049D	5	Silver Plume, Town of		Silver Plume	Clear Creek	Source Water Protection Plan Implementation	\$10,000	200
960107D	1	Silver Plume, Town of		Silver Plume	Clear Creek	Improvement / Expansion of Water Treatment Facility; Construction or Rehabilitation of Distribution and/or Transmission Lines; Water Storage Facilities; Water Supply Facilities; Water Meters; Green Infrastructure, Water Efficiency or Energy Efficiency	\$350,000	200
990041D	3	Silverton, Town of		Silverton	San Juan	Construction of a New Water Treatment Plant	\$3,000,000	550
040028D	1	Simla, Town of		Simla	Elbert	Improvement / Expansion of Water Treatment Facility	\$100,000	550
090079D	5	Somerset Domestic Waterworks District		Somerset	Gunnison	Water Meters	\$16,500	100
030062D	5	South Adams County Water & Sanitation District		Commerce City	Adams	Water Storage Facilities	\$2,000,000	47,000
090139D	5	South Adams County Water & Sanitation District	Chlorine Analyzers	Commerce City	Adams	Improvement / Expansion of Water Treatment Facility	\$140,000	65,000
090137D	5	South Adams County Water & Sanitation District	Emergency Power Supply	Commerce City	Adams	Improvement / Expansion of Water Treatment Facility	\$215,500	65,000
090138D	5	South Adams County Water & Sanitation District	Water Line Extension	Commerce City	Adams	Construction or Rehabilitation of Distribution and/or Transmission Lines	\$300,000	65,000
030063D	5	South Fork Water & Sanitation District		South Fork	Rio Grande	New Regional Water Treatment Facilities; Consolidation of Water Treatment Facilities; Connect To Existing Facility; Construction or Rehabilitation of Distribution and/or Transmission Lines; Water Storage Facilities; Water Supply Facilities	\$8,000,000	1,000

**Appendix B
Drinking Water Revolving Fund
2010 Project Eligibility List**

Project Number	Elig Cat	Entity	Project Name	City	County	Project Description	Estimate Project Cost	Pop
100016D	5	South Fork, Town of	South Fork Water Authority	South Fork	Rio Grande	Construction of a new water treatment Facility; Connection to a New or Existing Water Treatment Plant; Construction or Rehabilitation of distribution and/or transmission lines; Water Storage Facilities; Water Supply Facilities; Water Meters; Source Water Protection	\$13,885,918	667
090069D	3	Southgate Water District	Willow Creek HOA	Englewood	Arapahoe	Construction or Rehabilitation of Distribution and/or Transmission Lines; Water Meters	\$500,000	365
050046D	1	Springfield, Town of		Springfield	Baca	Water Supply Facilities	\$300,000	1,600
960145D	3	St Charles Mesa Water District	Blende, Vineland, Avondale, Pueblo	Pueblo	Pueblo	Improvement / Expansion of Water Treatment Facility; Construction or Rehabilitation of Distribution and/or Transmission Lines; Water Storage Facilities	\$4,550,000	10,418
090103D	5	St Mary's Glacier Water & Sanitation District		Denver	Clear Creek	Water Supply Facilities	\$120,000	350
030064D	4	Steamboat Lake Water & Sanitation District		Clark	Routt	Construction or Rehabilitation of Distribution and/or Transmission Lines; Water Storage Facilities; Water Supply Facilities	\$500,000	300
090095D	5	Steamboat Springs, City of		Steamboat Springs	Routt	Construction or Rehabilitation of Distribution and/or Transmission Lines	\$584,650	6,000
960156D	2	Sterling, City of		Sterling	Logan	New Regional Water Treatment Facilities; Connection to a New or Existing Water Treatment Plant; Construction or Rehabilitation of Distribution and/or Transmission Lines; Water Storage Facilities	\$30,000,000	13,500
050047D	3	Stonegate Village Metropolitan District		Parker	Douglas	Construction or Rehabilitation of Distribution and/or Transmission Lines; Water Supply Facilities	\$2,000,000	8,000
090127D	5	Strasburg Water & Sanitation District		Strasburg	Arapahoe	Improvement / Expansion of Water Treatment Facility; Consolidation of Water Treatment Facilities; Water Meters	\$150,000	2,500
980244D	5	Stratmoor Hills Water District		Colorado Springs	El Paso	New Regional Water Treatment Facilities; Construction or Rehabilitation of Distribution and/or Transmission Lines; Water Supply Facilities; Water Meters	\$797,374	6,300
050048D	5	Stratton, Town of		Stratton	Kit Carson	Improvement / Expansion of Water Treatment Facility; Construction or Rehabilitation of Distribution and/or Transmission Lines; Water Storage Facilities; Water Supply Facilities	\$1,000,000	630
960230D	5	Summit Ridge Water District		Mancos	Montezuma	Construction or Rehabilitation of Distribution and/or Transmission Lines; Water Storage Facilities; Water Supply Facilities	\$400,000	1,400
090004D	3	Sunset Metropolitan District		Colorado Springs	El Paso	Construction of a New Water Treatment Facility; Construction or Rehabilitation of Distribution and/or Transmission Lines; Water Storage Facilities; Water Supply Facilities; Water Meters; Green Infrastructure, Water Efficiency or Energy Efficiency	\$2,500,000	177
090022D	2	Swink, Town of		Swink	Otero	Construction of a New Water Treatment Facility; Improvement / Expansion of Water Treatment Facility; Construction or Rehabilitation of Distribution and/or Transmission Lines; Water Storage Facilities; Water Supply Facilities; Water Meters; Green Infrastructure, Water Efficiency or Energy Efficiency	\$380,000	705
100053D	5	Swink, Town of		Swink	Otero	Source Water Protection Plan Implementation	\$10,000	705
050049D	3	Tabernash Meadows Water & Sanitation District	Pole Creek Subdivision	Tabernash	Grand	Improvement / Expansion of Water Treatment Facility; Connect To Existing Facility; Construction or Rehabilitation of Distribution and/or Transmission Lines; Water Storage Facilities	\$1,000,000	350
040030D	5	Teller County Water & Sanitation District #1		Woodland Park	Teller	Consolidation of Water Treatment Facilities; Construction or Rehabilitation of Distribution and/or Transmission Lines; Water Storage Facilities; Source Water Protection Plan Implementation; Green Infrastructure, Water Efficiency or Energy Efficiency	\$600,000	625
010036D	5	Telluride, Town of		Telluride	San Miguel	Construction of a New Water Treatment Facility; Construction or Rehabilitation of Distribution and/or Transmission Lines	\$12,500,000	2,500
080017D	3	Thornton, City of		Thornton	Adams	Improvement / Expansion of Water Treatment Facility; Water Supply Facilities	\$10,800,000	132,000
020010D	5	Thunderbird Water & Sanitation District		Sedalia	Douglas	Consolidation of Water Treatment Facilities; Construction or Rehabilitation of Distribution and/or Transmission Lines; Water Supply Facilities	\$720,000	475

**Appendix B
Drinking Water Revolving Fund
2010 Project Eligibility List**

Project Number	Elig Cat	Entity	Project Name	City	County	Project Description	Estimate Project Cost	Pop
100022D	5	Thunderbird Water and Sanitation		Sedalia	Douglas	Water Storage Facilities; Water Supply Facilities; Water Meters	\$573,000	475
080001D	2	Timbers Water & Sanitation District		Steamboat Springs	Routt	Improvement / Expansion of Water Treatment Facility; Water Storage Facilities	\$742,000	300
100086D	5	Traer Creek Metropolitan District		Lakewood	Eagle	Water Storage Facilities	\$10,890,000	8,448
090043D	3	Tree Haus Metropolitan District		Steamboat Springs	Routt	Improvement / Expansion of Water Treatment Facility; Water Supply Facilities	\$1,850,000	300
100054D	5	Tree Haus Metropolitan District		Steamboat Springs	Routt	Source Water Protection Plan Implementation	\$10,000	300
100087D	5	Tree Haus Metropolitan District		Steamboat Springs	Routt	Water Meters	\$100,000	300
090110D	5	Tri-County Water Conservancy District	La Salle Road Pipeline Replacement	Montrose	Montezuma	Construction or Rehabilitation of Distribution and/or Transmission Lines	\$7,454,000	18,000
070005D	5	Tri-County Water Conservancy District	Ridgway Reservoir Water Treatment Plant	Ridgway	Ouray	New Regional Water Treatment Plant; Consolidation of Water Treatment Facilities; Construction or Rehabilitation of Distribution and/or Transmission Lines; Water Storage Facilities	\$9,900,000	17,000
990046D	4	Trinidad, City of		Trinidad	Las Animas	Improvement / Expansion of Water Treatment Facility; Construction or Rehabilitation of Distribution and/or Transmission Lines; Water Storage Facilities	\$17,800,000	9,254
050050D	2	Turkey Canon Ranch Water District		Colorado Springs	El Paso	Construction of a New Water Treatment Facility; Improvement / Expansion of Water Treatment Facility	\$500,000	100
040031D	2	Two Buttes, Town of		Two Buttes	Baca	Construction of a New Water Treatment Facility; Improvement / Expansion of Water Treatment Facility; Construction or Rehabilitation of Distribution and/or Transmission Lines; Water Storage Facilities; Water Storage Facilities; Water Supply Facilities; Water Meters; Green Infrastructure, Water Efficiency or Energy Efficiency	\$1,370,000	62
100055D	5	Two Buttes, Town of		Two Buttes	Baca	Source Water Protection Plan Implementation	\$10,000	62
090145D	5	Two Rivers Metropolitan District		Glenwood Springs	Eagle	Construction or Rehabilitation of Distribution and/or Transmission Lines; Water Supply Facilities; Water Meters	\$27,000	325
050051D	5	Upper Eagle Regional Water Authority		Avon, Edwards	Eagle	Improvement / Expansion of Water Treatment Facility; Construction or Rehabilitation of Distribution and/or Transmission Lines; Water Storage Facilities; Water Supply Facilities	\$9,180,000	32,500
090026D	5	Victor, City of	Bull Hill	Victor	Teller	Improvement / Expansion of Water Treatment Facility; Construction or Rehabilitation of Distribution and/or Transmission Lines; Water Storage Facilities; Water Meters; Source Water Protection Plan Implementation	\$500,000	434
090036D	2	Vilas, Town of		Vilas	Baca	Construction of a New Water Treatment Facility; Improvement / Expansion of Water Treatment Facility; Construction or Rehabilitation of Distribution and/or Transmission Lines; Water Storage Facilities; Water Storage Facilities; Water Supply Facilities; Water Meters; Green Infrastructure, Water Efficiency or Energy Efficiency	\$380,000	103
100058D	5	Vilas, Town of		Vilas	Baca	Source Water Protection Plan Implementation	\$10,000	103
060023D	3	Vona, Town of		Vona	Kit Carson	Improvement / Expansion of Water Treatment Facility; Construction or Rehabilitation of Distribution and/or Transmission Lines; Water Storage Facilities; Water Storage Facilities; Water Supply Facilities; Water Meters; Green Infrastructure, Water Efficiency or Energy Efficiency	\$425,000	87
100060D	5	Vona, Town of		Vona	Kit Carson	Source Water Protection Plan Implementation	\$10,000	87
090148D	5	W/J Metropolitan District		Woody Creek	Pitkin	Water Supply Facilities; Green Infrastructure, Water Efficiency or Energy Efficiency	\$73,962	250
960115D	3	Walden, Town of		Walden	Jackson	Improvement / Expansion of Water Treatment Facility; Water Storage Facilities	\$1,900,000	734
050053D	5	Walsenburg, City of		Walsenburg	Huerfano	Construction or Rehabilitation of Distribution and/or Transmission Lines	\$2,200,000	3,600
090066D	1	Walsenburg, City of		Walsenburg	Huerfano	Water Storage Facilities	\$2,000,000	3,600
060026D	4	Washington County	Woodlin R-104 School District	Woodrow	Washington	Improvement / Expansion of Water Treatment Facility	\$624,125	200

**Appendix B
Drinking Water Revolving Fund
2010 Project Eligibility List**

Project Number	Elig Cat	Entity	Project Name	City	County	Project Description	Estimate Project Cost	Pop
050054D	5	Watkins, Town of	Prairie View Property Owners Association	Watkins	Adams	Construction or Rehabilitation of Distribution and/or Transmission Lines; Water Storage Facilities; Water Supply Facilities; Water Meters; Source Water Protection Plan Implementation; Green Infrastructure, Water Efficiency or Energy Efficiency	\$525,000	175
090130D	5	Weld County	Aristocrat Ranchette Water	Ft. Lupton	Weld	Construction or Rehabilitation of Distribution and/or Transmission Lines; Water Storage Facilities; Water Meters	\$1,590,000	1,600
060017D	3	Wellington, Town of		Wellington	Larimer	Improvement / Expansion of Water Treatment Facility	\$2,500,000	6,450
090075D	5	Wellington, Town of		Wellington	Larimer	Improvement / Expansion of Water Treatment Facility; Construction or Rehabilitation of Distribution and/or Transmission Lines; Water Storage Facilities; Water Supply Facilities	\$5,636,463	6,500
030068D	5	West Fort Collins Water District		Fort Collins	Larimer	Construction or Rehabilitation of Distribution and/or Transmission Lines; Water Storage Facilities	\$5,000,000	4,000
960231D	3	Westcreek Lakes Water District		Sedalia	Douglas	Improvement / Expansion of Water Treatment Facility; Water Storage Facilities; Water Supply Facilities	\$100,000	150
050055D	3	Westminster, City of		Westminster	Adams	Improvement / Expansion of Water Treatment Facility; Construction or Rehabilitation of Distribution and/or Transmission Lines; Water Storage Facilities	\$26,500,000	110,000
090119D	5	Westminster, City of	Gregory Hill and Kershaw Pump Stations	Westminster	Adams	Construction or Rehabilitation of Distribution and/or Transmission Lines	\$700,000	156,000
090121D	5	Westminster, City of	Northwest Water Treatment Facility	Westminster	Adams	Improvement / Expansion of Water Treatment Facility	\$3,000,000	156,000
090120D	5	Westminster, City of	PRV Rehabilitation	Westminster	Adams	Construction or Rehabilitation of Distribution and/or Transmission Lines	\$175,000	156,000
090122D	5	Westminster, City of	Rebate Funding	Westminster	Adams	Green Infrastructure, Water Efficiency or Energy Efficiency	\$100,000	156,000
090118D	5	Westminster, City of	Semper Water Treatment Facility	Westminster	Adams	Improvement / Expansion of Water Treatment Facility	\$3,945,000	156,000
100088D	5	Westminster, City of		Westminster	Adams	Construction or Rehabilitation of Distribution and/or Transmission Lines	\$5,250,000	156,000
990048D	3	Westwood Lakes Water District		Woodland Park	Teller	Construction or Rehabilitation of Distribution and/or Transmission Lines	\$650,000	378
060025D	3	Widfield Water & Sanitation District		Colorado Springs	El Paso	Improvement / Expansion of Water Treatment Facility	\$100,000	25,000
100091D	5	Widfield Water & Sanitation District		Colorado Springs	El Paso	Construction or Rehabilitation of Distribution and/or Transmission Lines; Water Supply Facilities	\$2,950,000	18,000
050056D	3	Wiggins, Town of		Wiggins	Morgan	Improvement / Expansion of Water Treatment Plant; Construction or Rehabilitation of Distribution and/or Transmission Lines; Water Storage Facilities; Water Supply Facilities; Land Acquisition	\$4,000,000	973
090056D	5	Wiggins, Town of		Wiggins	Morgan	Construction of a New Water Treatment Facility; Construction or Rehabilitation of Distribution and/or Transmission Lines; Water Storage Facilities; Water Supply Facilities	\$6,000,000	975
090035D	2	Wiley, Town of		Wiley	Prowers	Improvement / Expansion of Water Treatment Facility; Water Supply Facilities	\$400,000	461
020015D	5	Williamsburg, Town of		Williamsburg	Fremont	Construction or Rehabilitation of Distribution and/or Transmission Lines; Water Storage Facilities; Water Supply Facilities; Water Meters; Source Water Protection Plan Implementation; Green Infrastructure, Water Efficiency or Energy Efficiency	\$1,202,399	720
050057D	5	Will-O-Wisp Metropolitan District		Bailey	Park	Construction or Rehabilitation of Distribution and/or Transmission Lines; Water Storage Facilities; Water Meters	\$48,000	320
990049D	5	Wilson Mesa Metropolitan District	Wilson Mesa Ranch	Telluride	San Miguel	Construction or Rehabilitation of Distribution and/or Transmission Lines; Water Storage Facilities	\$155,000	150
020030D	4	Winter Park Water & Sanitation District		Winter Park	Grand	Improvement / Expansion of Water Treatment Facility; Construction or Rehabilitation of Distribution and/or Transmission Lines; Water Storage Facilities; Water Supply Facilities	\$3,882,900	6,000
100092D	5	Woodmen Hills Metropolitan District		Falcon	El Paso	Improvement / Expansion of Water Treatment Facility; Water Storage Facilities; Water Supply Facilities	\$2,500,000	2,550

**Appendix B
Drinking Water Revolving Fund
2010 Project Eligibility List**

Project Number	Elig Cat	Entity	Project Name	City	County	Project Description	Estimate Project Cost	Pop
020038D	5	Woodmoor #1 Water & Sanitation District		Monument	El Paso	Improvement / Expansion of Water Treatment Facility; Water Supply Facilities; Water Meters	\$2,100,000	7,500
050058D	5	Wray, City of		Wray	Yuma	Connect To Existing Facility; Improvement / Expansion of Water Treatment Facility; Construction or Rehabilitation of Distribution and/or Transmission Lines; Water Storage Facilities	\$2,240,000	2,287
960238D	5	Yampa, Town of		Yampa	Routt	Water Storage Facilities	\$1,500,000	519
030069D	3	Yuma, City of		Yuma	Yuma	Construction or Rehabilitation of Distribution and/or Transmission Lines; Water Storage Facilities	\$1,620,000	3,315
090064D	5	Yuma, City of		Yuma	Yuma	Construction of New Water Treatment Facilities	\$3,750,000	3,379

Total: \$1,876,748,699

**Appendix B1
Drinking Water Revolving Fund
Additions to the 2009 Project Eligibility List**

Project Number	Elig Cat	Entity	Project Name	City	County	Project Description	Estimate Project Cost	Pop
100044D	5	Aguilar, Town of		Aguilar	Las Animas	Water Storage Facilities; Water Supply Facilities	\$7,000,000	692
100028D	2	Aspen Park Metropolitan District		Greenwood Village	Jefferson	Improvement / Expansion of Water Treatment Facility	\$550,000	200
100093D	5	Avondale Water and Sanitation District		Avondale	Pueblo	Construction or Rehabilitation of Distribution and/or Transmission Lines; Water Supply Facilities; Water Meters; Source Water Protection Plan Implementation	\$1,000,000	1,000
100208D	5	Bell Mountain Ranch Metropolitan District		Castle Rock	Douglas	Improvement / Expansion of Water Treatment Facility; Connect To Existing Facility; Distribution / Transmission Lines Construction / Rehabilitation; Water Supply Facilities	\$1,600,000	850
100005D	5	Bone Mesa Water District		Hotchkiss	Delta	Construction of a New Water Treatment Facility; Construction or Rehabilitation of Distribution and/or Transmission Lines; Water Storage Facilities; Source Water Protection Plan Implementation	\$3,454,700	165
100010D	5	Bone Mesa Water District		Hotchkiss	Delta	Source Water Protection Plan Implementation	\$10,000	165
100012D	5	Boone, Town of		Boone	Pueblo	Source Water Protection Plan Implementation	\$10,000	351
100030D	5	Boone, Town of		Boone	Pueblo	Improvement / Expansion of Water Treatment Facility; Construction or Rehabilitation of Distribution and/or Transmission Lines; Water Storage Facilities; Water Supply Facilities; Water Meters; Source Water Protection Plan Implementation; Green Infrastructure, Water Efficiency or Energy Efficiency	\$70,000	351
100094D	5	Bristol Water & Sanitation District		Bristol	Prowers	Improvement / Expansion of Water Treatment Facility; Water Meters	\$100,000	200
100014D	5	Buffalo Creek Water District		Buffalo Creek	Jefferson	Source Water Protection Plan Implementation	\$10,000	175
100032D	5	Campo, Town of		Campo	Baca	Improvement / Expansion of Water Treatment Facility; Construction or Rehabilitation of Distribution and/or Transmission Lines; Water Storage Facilities; Water Supply Facilities; Water Meters; Source Water Protection Plan Implementation; Green Infrastructure, Water Efficiency or Energy Efficiency	\$160,000	154
100020D	3	Cascade Metropolitan District #1		Cascade	El Paso	Construction of a New Water Treatment Facility; Construction or Rehabilitation of Distribution and/or Transmission Lines; Green Infrastructure, Water Efficiency or Energy Efficiency	\$1,750,000	1,500
100095D	5	Cheraw, Town of		Cheraw	Otero	Improvement / Expansion of Water Treatment Facility; Consolidation of Water Treatment Facilities; Construction or Rehabilitation of Distribution and/or Transmission Lines; Water Storage Facilities; Water Supply Facilities; Water Meters; Source Water Protection Plan Implementation; Green Infrastructure, Water Efficiency or Energy Efficiency	\$960,000	200
100001D	3	Cheyenne Wells, Town of		Cheyenne Wells	Cheyenne	Construction of a New Water Treatment Facility; Connect to Existing Facility; Construction or Rehabilitation of Distribution and/or Transmission Lines; Water Storage Facilities; Water Supply Facilities; Water Meters; Source Water Protection Plan Implementation; Green Infrastructure, Water Efficiency or Energy Efficiency	\$7,620,000	945
100024D	2	Colorado Centre Metropolitan District		Colorado Springs	El Paso	Construction of a New Water Treatment Facility	\$1,500,000	2,800
100070D	5	Conejos County	Guadalupe Water Association	Conejos	Conejos	Improvement / Expansion of Water Treatment Facility; Construction or Rehabilitation of Distribution and/or Transmission Lines; Water Supply Facilities; Water Meters	\$450,000	1,200
100034D	5	Conifer Metropolitan District		Littleton	Jefferson	Improvement / Expansion of Water Treatment Facility; Water Supply Facilities	\$500,000	500
100045D	5	Crawford Mesa Water Association		Crawford	Delta	Source Water Protection Plan Implementation	\$50,000	550
100035D	5	Crook, Town of		Crook	Logan	Improvement / Expansion of Water Treatment Facility; Construction or Rehabilitation of Distribution and/or Transmission Lines; Water Storage Facilities; Water Supply Facilities; Water Meters; Source Water Protection Plan Implementation; Green Infrastructure, Water Efficiency or Energy Efficiency	\$610,000	129
100003D	5	Dillon, Town of		Dillon	Summit	Construction or Rehabilitation of Distribution and/or Transmission Lines	\$2,000,000	803

**Appendix B1
Drinking Water Revolving Fund
Additions to the 2009 Project Eligibility List**

Project Number	Elig Cat	Entity	Project Name	City	County	Project Description	Estimate Project Cost	Pop
100096D	5	Divide MPC Metropolitan District		Divide	Teller	Improvement / Expansion of Water Treatment Facility; Construction or Rehabilitation of Distribution and/or Transmission Lines; Water Supply Facilities; Water Meters	\$225,000	189
100017D	1	East Boulder County Water District		Boulder	Boulder	Construction or Rehabilitation of Distribution and/or Transmission Lines	\$221,618	126
100027D	5	Edgemont Ranch Metropolitan District		Durango	La Plata	Improvement / Expansion of Water Treatment Facility	\$900,000	725
100015D	5	Elbert Water & Sanitation District		Elbert	Elbert	Source Water Protection Plan Implementation	\$10,000	246
100036D	4	Elbert Water and Sanitation District		Elbert	Elbert	Improvement / Expansion of Water Treatment Facility; Construction or Rehabilitation of Distribution and/or Transmission Lines; Water Storage Facilities; Water Supply Facilities; Water Meters; Source Water Protection Plan Implementation; Green Infrastructure, Water Efficiency or Energy Efficiency	\$645,000	246
100038D	5	Fort Lupton, City of		Ft Lupton	Weld	Improvement / Expansion of Water Treatment Facility; Water Storage Facilities; Water Supply Facilities	\$3,000,000	7,100
100039D	2	Fort Lupton, City of		Ft Lupton	Weld	Improvement / Expansion of Water Treatment Facility; Construction or Rehabilitation of Distribution and/or Transmission Lines; Green Infrastructure, Water Efficiency or Energy Efficiency	\$1,180,000	7,100
100040D	5	Fountain Valley Authority	FVA to Security WD	Fountain	El Paso	Construction or Rehabilitation of Distribution and/or Transmission Lines	\$600,000	15,000
100051D	5	Fountain, City of	Fountain & Security WD Interconnect	Fountain	El Paso	Construction or Rehabilitation of Distribution and/or Transmission Lines	\$745,000	20,000
100050D	5	Fountain, City of	Fountain Mesa Road Water Main Replacement Project	Fountain	El Paso	Construction or Rehabilitation of Distribution and/or Transmission Lines	\$1,000,000	20,000
100019D	5	Fraser, Town of		Fraser	Grand	Source Water Protection Plan Implementation	\$10,000	990
100052D	5	Gardner Water and Sanitation District		Gardner	Huerfano	Improvement / Expansion of Water Treatment Facility; Construction or Rehabilitation of Distribution and/or Transmission Lines; Water Storage Facilities; Water Supply Facilities; Water Meters; Source Water Protection Plan Implementation; Green Infrastructure, Water Efficiency or Energy Efficiency	\$610,000	158
100023D	5	Genoa, Town of		Genoa	Lincoln	Source Water Protection Plan Implementation;	\$10,000	203
100004D	5	Grand Junction, City of		Grand Junction	Mesa	Construction or Rehabilitation of Distribution and/or Transmission Lines; Water Storage Facilities	\$550,000	26,500
100056D	5	Greeley, City of	Boyd Project	Greeley	Weld	Improvement / Expansion of Water Treatment Facility	\$1,250,000	122,944
100057D	3	Greeley, City of		Greeley	Weld	Improvement / Expansion of Water Treatment Facility; Construction or Rehabilitation of Distribution and/or Transmission Lines	\$900,000	122,944
100041D	5	Gunnison County	Murdie HOA	Gunnison	Gunnison	Construction of a New Water Treatment Facility; Construction or Rehabilitation of Distribution and/or Transmission Lines; Water Storage Facilities	\$700,000	250
100042D	5	Hi-Land Acres WSD		Brighton	Adams	Improvement / Expansion of Water Treatment Facility; Water Storage Facilities; Water Meters	\$1,800,000	352
100043D	3	Hudson, Town of		Hudson	Weld	Construction of a New Water Treatment Facility; Improvement / Expansion of Water Treatment Facility; Water Supply Facilities; Water Meters	\$950,000	1,600
100061D	5	Iliff, Town of		Iliff	Logan	Improvement / Expansion of Water Treatment Facility; Construction or Rehabilitation of Distribution and/or Transmission Lines; Water Storage Facilities; Water Supply Facilities; Water Meters; Source Water Protection Plan Implementation; Green Infrastructure, Water Efficiency or Energy Efficiency	\$660,000	260
100002D	2	Jefferson County	Coal Creek K-8 School	Lakewood	Jefferson	Improvement / Expansion of Water Treatment Facility	\$100,000	160
100062D	5	Kim, Town of		Kim	Las Animas	Improvement / Expansion of Water Treatment Facility; Construction or Rehabilitation of Distribution and/or Transmission Lines; Water Storage Facilities; Water Supply Facilities; Water Meters; Source Water Protection Plan Implementation; Green Infrastructure, Water Efficiency or Energy Efficiency	\$590,000	76
100029D	5	Kit Carson, Town of		Kit Carson	Cheyenne	Source Water Protection Plan Implementation;	\$10,000	223

**Appendix B1
Drinking Water Revolving Fund
Additions to the 2009 Project Eligibility List**

Project Number	Elig Cat	Entity	Project Name	City	County	Project Description	Estimate Project Cost	Pop
100009D	5	Kremmling, Town of		Kremmling	Grand	Improvement / Expansion of Water Treatment Facility; Water Supply Facilities	\$3,750,000	1,650
100063D	5	La Jara, Town of		La Jara	Conejos	Construction of a New Water Treatment Facility	\$250,000	1,025
100007D	1	La Plata West Water Authority	Rural Water Supply Distribution System	Durango	La Plata	Construction of a New Water Treatment Facility; Consolidation of Water Treatment Facilities; Consolidation of Water Treatment Facilities; Construction or Rehabilitation of Distribution and/or Transmission Lines; Water Storage Facilities; Water Supply Facilities; Green Infrastructure, Water Efficiency or Energy Efficiency	\$27,000,000	11,000
100064D	5	La Plata West Water Authority		Durango	La Plata	Water Supply Facilities	\$300,000	11,000
100031D	5	Lake Durango Water Authority		Durango	La Plata	Source Water Protection Plan Implementation	\$10,000	2,800
100059D	3	Lake Durango Water Authority		Durango	La Plata	Improvement / Expansion of Water Treatment Facility; Construction or Rehabilitation of Distribution and/or Transmission Lines; Water Storage Facilities; Water Meters; Source Water Protection Plan Implementation; Green Infrastructure, Water Efficiency or Energy Efficiency	\$1,095,000	2,800
100072D	3	Lakeview Estates Water District		Thornton	Adams	Improvement / Expansion of Water Treatment Facility; Connect To Existing Facility; Construction or Rehabilitation of Distribution and/or Transmission Lines; Water Supply Facilities; Water Meters	\$1,100,000	80
100025D	5	Lamar, City of		Lamar	Prowers	Construction or Rehabilitation of Distribution and/or Transmission Lines	\$2,000,000	8,661
100065D	3	Larimer County	Hondius Water Users Association	Fort Collins	Larimer	Construction or Rehabilitation of Distribution and/or Transmission Lines; Water Storage Facilities	\$600,000	300
100021D	5	Larimer County	Lower Venner Ranch Assn, Upper Venner Ranch Assn, Koral Heights Property Owners Association; Little Prospect Acres Subdivision	Fort Collins	Larimer	Consolidation of Water Treatment Facilities; Construction or Rehabilitation of Distribution and/or Transmission Lines; Water Storage Facilities	\$2,000,000	414
100066D	5	Longmont, City of		Longmont	Boulder	Construction or Rehabilitation of Distribution and/or Transmission Lines	\$12,124,000	86,000
100026D	5	Louviers Water & Sanitation District		Louviers	Douglas	Construction of a New Water Treatment Facility; Construction or Rehabilitation of Distribution and/or Transmission Lines; Water Storage Facilities; Water Supply Facilities; Water Meters	\$1,665,000	238
100071D	3	Manassa, Town of		Manassa	Conejos	Improvement / Expansion of Water Treatment Facility; Construction or Rehabilitation of Distribution and/or Transmission Lines; Water Supply Facilities; Water Meters	\$350,000	1,029
100006D	5	Montrose, City of		Montrose	Montrose	Improvement / Expansion of Water Treatment Facility; Construction or Rehabilitation of Distribution and/or Transmission Lines; Water Storage Facilities	\$2,000,000	16,070
100067D	5	Monument, Town of	Lewis Palmer School District 38	Monument	El Paso	Construction or Rehabilitation of Distribution and/or Transmission Lines; Green Infrastructure, Water Efficiency or Energy Efficiency	\$195,000	2,230
100073D	5	Northglenn, City of	High Zone Tank Project	Northglenn	Adams	Water Storage Facilities	\$3,250,000	35,827
100068D	5	Northglenn, City of	Low Zone Tank Project	Northglenn	Adams	Water Storage Facilities	\$525,000	35,827
100069D	5	Northglenn, City of		Northglenn	Adams	Improvement / Expansion of Water Treatment Facility	\$4,457,000	35,827
100013D	5	Nunn, Town of		Nunn	Weld	Construction or Rehabilitation of Distribution and/or Transmission Lines; Water Storage Facilities; Water Meters	\$1,900,000	520
100018D	5	Olde Stage Water District		Boulder	Boulder	Water Storage Facilities	\$150,000	250
100008D	5	Olney Springs, Town of		Olney Springs	Crowley	Improvement / Expansion of Water Treatment Facility; Construction or Rehabilitation of Distribution and/or Transmission Lines; Water Meters; Green Infrastructure, Water Efficiency or Energy Efficiency	\$155,000	389
100033D	5	Pagosa Area Water & Sanitation District		Pagosa Springs	Archuleta	Source Water Protection Plan Implementation	\$10,000	10,000
100076D	5	Pagosa Area Water & Sanitation District		Pagosa Springs	Archuleta	Improvement / Expansion of Water Treatment Facility; Construction or Rehabilitation of Distribution and/or Transmission Lines	\$17,536,850	10,000
100037D	5	Paint Brush Hills Metropolitan District		Falcon	El Paso	Source Water Protection Plan Implementation	\$10,000	2,800

**Appendix B1
Drinking Water Revolving Fund
Additions to the 2009 Project Eligibility List**

Project Number	Elig Cat	Entity	Project Name	City	County	Project Description	Estimate Project Cost	Pop
100077D	5	Park Forest Water District		Colorado Springs	El Paso	Construction of a New Water Treatment Facility; Construction or Rehabilitation of Distribution and/or Transmission Lines; Water Storage Facilities; Water Supply Facilities; Water Meters; Source Water Protection Plan Implementation	\$4,100,000	1,000
100078D	5	Peetz, Town of		Peetz	Logan	Improvement / Expansion of Water Treatment Facility; Construction or Rehabilitation of Distribution and/or Transmission Lines; Water Storage Facilities; Water Supply Facilities; Water Meters; Source Water Protection Plan Implementation; Green Infrastructure, Water Efficiency or Energy Efficiency	\$660,000	270
100046D	5	Red Rock Valley Estates Water District		Colorado Springs	El Paso	Source Water Protection Plan Implementation	\$10,000	175
100047D	5	Rockvale, Town of		Rockvale	Fremont	Source Water Protection Plan Implementation	\$10,000	432
100079D	5	Routt County	Community of Phippsburg	Steamboat Springs	Routt	Construction or Rehabilitation of Distribution and/or Transmission Lines	\$200,000	154,609
100048D	5	Rye, Town of		Rye	Pueblo	Source Water Protection Plan Implementation	\$10,000	202
100080D	1	Rye, Town of		Rye	Pueblo	Construction or Rehabilitation of Distribution and/or Transmission Lines; Water Storage Facilities; Water Supply Facilities; Source Water Protection Plan Implementation	\$2,050,000	202
100081D	5	San Juan River Village Metropolitan District		Pagosa Springs	Archuleta	Construction or Rehabilitation of Distribution and/or Transmission Lines; Water Storage Facilities; Water Supply Facilities; Water Meters	\$495,000	500
100082D	5	Security Water District	Widefield Aquifer Recharge Project	Colorado Springs	El Paso	Water Supply Facilities; Green Infrastructure, Water Efficiency or Energy Efficiency	\$5,284,000	18,000
100011D	3	Sedgwick, Town of		Sedgwick	Sedgwick	Construction or Rehabilitation of Distribution and/or Transmission Lines	\$820,000	183
100083D	3	Seibert, Town of		Seibert	Kit Carson	Improvement / Expansion of Water Treatment Facility; Construction or Rehabilitation of Distribution and/or Transmission Lines; Water Storage Facilities; Water Supply Facilities; Water Meters; Source Water Protection Plan Implementation; Green Infrastructure, Water Efficiency or Energy Efficiency	\$520,000	197
100049D	5	Silver Plume, Town of		Silver Plume	Clear Creek	Source Water Protection Plan Implementation	\$10,000	200
100016D	5	South Fork, Town of	South Fork Water Authority	South Fork	Rio Grande	Construction of a new water treatment Facility; Connection to a New or Existing Water Treatment Plant; Construction or Rehabilitation of distribution and/or transmission lines; Water Storage Facilities; Water Supply Facilities; Water Meters; Source Water Protection	\$13,885,918	667
100053D	5	Swink, Town of		Swink	Otero	Source Water Protection Plan Implementation	\$10,000	705
100022D	5	Thunderbird Water and Sanitation		Sedalia	Douglas	Water Storage Facilities; Water Supply Facilities; Water Meters	\$573,000	475
100086D	5	Traer Creek Metropolitan District		Eagle	Eagle	Water Storage Facilities	\$10,890,000	8,448
100054D	5	Tree Haus Metropolitan District		Steamboat Springs	Routt	Source Water Protection Plan Implementation	\$10,000	300
100087D	5	Tree Haus Metropolitan District		Steamboat Springs	Routt	Water Meters	\$100,000	300
100055D	5	Two Buttes, Town of		Two Buttes	Baca	Source Water Protection Plan Implementation	\$10,000	62
100058D	5	Vilas, Town of		Vilas	Baca	Source Water Protection Plan Implementation	\$10,000	103
100060D	5	Vona, Town of		Vona	Kit Carson	Source Water Protection Plan Implementation	\$10,000	87
100088D	5	Westminster, City of		Westminster	Adams	Construction or Rehabilitation of Distribution and/or Transmission Lines	\$5,250,000	156,000
100091D	5	Widefield Water & Sanitation District		Colorado Springs	El Paso	Construction or Rehabilitation of Distribution and/or Transmission Lines; Water Supply Facilities	\$2,950,000	18,000
100092D	5	Woodmen Hills Metropolitan District		Falcon	El Paso	Improvement / Expansion of Water Treatment Facility; Water Storage Facilities; Water Supply Facilities	\$2,500,000	2,550

Total: \$178,872,086

Appendix B2
Drinking Water Revolving Fund
Deletions from the 2009 Project Eligibility List

Project Number	Elig Cat	Entity	Project Name	City	County	Project Description	Estimate Project Cost	Pop
050006D	5	Bristol Water & Sanitation District		Bristol	Prowers	Improvement / Expansion of Water Treatment Facility; Construction or Rehabilitation of Distribution and/or Transmission Lines; Water Storage Facilities	\$566,000	200
030009D	4	Colorado Centre Metropolitan District		Colorado Springs	El Paso	Improvement / Expansion of Water Treatment Facility; Construction or Rehabilitation of Distribution and/or Transmission Lines; Water Supply Facilities	\$350,000	2,500
990019D	3	Estes Park, Town of		Estes Park	Larimer	Improvement / Expansion of Water Treatment Facility; Construction or Rehabilitation of Distribution and/or Transmission Lines; Water Storage Facilities	\$4,750,000	5,921
050024D	5	Fort Lupton, City of		Fort Lupton	Weld	Improvement / Expansion of Water Treatment Facility; Construction or Rehabilitation of Distribution and/or Transmission Lines; Water Storage Facilities	\$7,500,000	8,000
090041D	6	Greeley, City of	Eight Street Gravel Pit	Greeley	Weld	Construction or Rehabilitation of Distribution and/or Transmission Lines	\$1,630,000	96,540
080013D	5	Kiowa, Town of		Kiowa	Elbert	Improvement / Expansion of Existing Water Treatment Facility; Connect To Existing Facility; Water Storage Facility	\$2,000,000	618
090024D	3	Lake Durango Water Authority		Durango	La Plata	Improvement / Expansion of Water Treatment Facility; Construction/Rehabilitation of distribution and/or transmission lines; Water Storage Facilities; Water Meters; Land Acquisition	\$2,740,000	2,800
090135D	5	Little Thompson Water District		Ft Morgan	Morgan	Water Supply Facilities	\$400,000	7,100
070016D	5	Mesa County	Ute WCD - Brunner's Artesian WS	Grand Junction	Mesa	Connect To Existing Facility; Construction or Rehabilitation of Distribution and/or Transmission Lines	\$1,000,000	251
960084D	3	Olde Stage Water District		Boulder	Boulder	Water Storage Facilities	\$250,000	250
090080D	6	Thornton, City of		Thornton	Adams	Construction / Rehabilitation of Distribution / Transmission Lines; Green Infrastructure, Water Efficiency or Energy Efficiency	\$20,252,000	132,000

Total: \$41,438,000

APPENDIX C
Drinking Water Revolving Fund
FY 2010 Project Priority / Fundable List

Project No	Elig Cat	Pts	Facility	County	PWS ID#	Pop	Estimated Project Cost	Actual Loan Amount	DAC	Expected/ Actual Loan Date	Term (Yrs)	Loan Type	Interest Rate	Problem Description	Project Description	A R R A
960047D	1	70	Hot Sulphur Springs, Town of	Grand	125,352	534	\$2,000,000	\$3,300,000	N	9/2/09					Construction or Rehabilitation of Distribution and/or Transmission Lines; Water Storage Facilities	Y
960102D	1	60	Rye, Town of	Pueblo	151700	202	\$1,040,000	\$1,040,000	Y	8/22/08	30	D	1.75%	System is on a mandatory boil order for inadequately treating Cryptosporidium and Giardia; excess lead concentrations, iron concentrations, radium levels, as well as having various treatment systems without permits rendering those systems unusable.	Improvement / Expansion of Water Treatment Facility; Water Meters	
050013D	1	50	Colorado City Metropolitan District	Pueblo	151,200	2,318	\$7,500,000	\$1,780,000	Y	9/2/09					New Regional Water Treatment Facilities; Improvement / Expansion of Water Treatment Facility; Construction or Rehabilitation of Distribution and/or Transmission Lines	Y
040003D	1	25	Brighton, City of	Adams	101,025	29,000	\$8,900,000	\$1,044,000	N	9/17/09					Improvement / Expansion of Water Treatment Facility; Construction or Rehabilitation of Distribution and/or Transmission Lines; Water Storage Facilities; Water Supply Facilities	Y
960061D	2	80	Larkspur, Town of	Douglas	118030	280	\$2,474,500		N	6/2010				Exceeding MCL for radium.	Construction of a New Water Treatment Facility; Improvement / Expansion of Water Treatment Facility; Consolidation of Water Treatment Facilities; Construction or Rehabilitation of Distribution and/or Transmission Lines; Water Storage Facilities; Water Supply Facility	
960056D	2	60	Kit Carson, Town of	Cheyenne	0109011	223	\$1,545,000	\$392,000	Y	9/3/09				Aging system and decreasing reliability of equipment will require numerous rehabilitation and replacement efforts.	Construction of a New Water Treatment Facility; Improvement / Expansion of Water Treatment Facility; Construction or Rehabilitation of Distribution and/or Transmission Lines; Water Storage Facilities; Water Supply Facilities; Water Meters; Source Water Protection Plan Implementation; Green Infrastructure, Water Efficiency or Energy Efficiency	Y
960080D	2	40	Norwood, Town of - Norwood Water Commission	San Miguel	157500	1,500	\$6,908,500	\$540,150	Y	9/3/09				Drinking Water Enforcement Order #DC061222-1. Replace water main along Hwy 145 line due to frequent breaks. Install a new water main lines to accomplish a much needed loop and alternative route to town. Replace line to 442N (airport) to loop around town to PRV #2. Relocate PRV #1 and rehabilitate PRV #5 & 3.	Improvement / Expansion of Water Treatment Facility; Construction or Rehabilitation of Distribution and/or Transmission Lines; Water Storage Facilities; Green Infrastructure, Water Efficiency or Energy Efficiency	Y

* Projects will remain on the Project Eligibility List until the project is complete

APPENDIX C
Drinking Water Revolving Fund
FY 2010 Project Priority / Fundable List

Project No	Elig Cat	Pts	Facility	County	PWS ID#	Pop	Estimated Project Cost	Actual Loan Amount	DAC	Expected/ Actual Loan Date	Term (Yrs)	Loan Type	Interest Rate	Problem Description	Project Description	A R R A
010017D	2	30	Hotchkiss, Town of	Delta	0115352	960	\$2,000,000	\$925,000	Y	4/23/2008	20	D	0.0%	Inadequate treatment capacity due to more stringent turbidity regulations.	Construction of a New Water Treatment Facility; Improvement / Expansion of Water Treatment Facility	
960227D	2	30	Rocky Ford, City of	Otero	145600	4,213	\$2,050,000	\$540,150	Y	9/4/09					Improvement / Expansion of Water Treatment Facility; Construction or Rehabilitation of Distribution and/or Transmission Lines	Y
100083D	3	67	Siebert, Town of	Kit Carson	0132015	197	\$520,000	\$1,719,500	Y	8/26/09				Replacement, rehabilitation, modifications and improvements to numerous infrastructure components due to age and design life.	Improvement / Expansion of Water Treatment Facility; Construction or Rehabilitation of Distribution and/or Transmission Lines; Water Storage Facilities; Water Supply Facilities; Water Meters; Source Water Protection Plan Implementation; Green Infrastructure, Water Efficiency or Energy Efficiency	Y
050056D	3	66	Wiggins, Town of	Morgan	144035	973	\$2,956,000		Y	1/2010	20	L	3.50%	Aging treatment, distribution and supply infrastructure.	Improvement / Expansion of Water Treatment Plant; Construction or Rehabilitation of Distribution and/or Transmission Lines; Water Storage Facilities; Water Supply Facilities; Land Acquisition	
050017D	3	60	Creede, City of	Mineral	140500	424	\$2,100,000	\$1,250,000	Y	4/15/09	30	D	1.75%	Water distribution system suffering from leakage due to freezing and aging materials.	Improvement / Expansion of Water Treatment Facility; Construction or Rehabilitation of Distribution and/or Transmission Lines	
030033D	3	60	Kim, Town of	Las Animas	136400	76	\$118,000	\$118,000	Y	05/30/2008	30	D	0.0%	Water system has difficulty meeting peak day demands and will fail to meet daily demands in the future. Replacement of old transmission lines, portions of the distribution system and meter pit assemblies. Construction a new storage standpipe, bringing two older wells back online, and additional minor upgrades.	Construction or Rehabilitation of Distribution and/or Transmission Lines; Water Storage Facilities; Water Supply Facilities; Water Meters	
100001D	3	55	Cheyenne Wells, Town of	Cheyenne		945	\$7,620,000	\$1,732,517	Y	9/2/09				Distribution improvements to meet customer demands, improve water efficiency throughout the community and to meet fire flows. Distribution lines have met their useful life and are prone to leaking, elevated head losses, and thus causing interruptions to business and residential customers resulting in service interruptions. The Town has experienced elevated nitrate levels at one of its larger water sources.	Construction of a New Water Treatment Facility; Connect to Existing Facility; Construction or Rehabilitation of Distribution and/or Transmission Lines; Water Storage Facilities; Water Supply Facilities; Water Meters; Source Water Protection Plan Implementation; Green Infrastructure, Water Efficiency or Energy Efficiency	Y
060011D-2	3	55	Platte Canyon WSD	Jefferson	103614	196	\$475,000	\$475,000	N	7/15/08	20	D	3.5	Distribution system deficiencies and Total Coliform Rule compliance challenges.	Construction or Rehabilitation of Distribution and/or Transmission Lines	

* Projects will remain on the Project Eligibility List until the project is complete

APPENDIX C
Drinking Water Revolving Fund
FY 2010 Project Priority / Fundable List

Project No	Elig Cat	Pts	Facility	County	PWS ID#	Pop	Estimated Project Cost	Actual Loan Amount	DAC	Expected/ Actual Loan Date	Term (Yrs)	Loan Type	Interest Rate	Problem Description	Project Description	A R R A
960057D	3	50	Kremmling, Town of	Grand		1,600	\$1,000,000	\$2,000,000	Y	8/28/09					Construction or Rehabilitation of Distribution and/or Transmission Lines	Y
070006D	3	45	Arabian Acres Metropolitan District	Teller	160075	620	\$600,000	\$287,440	Y	8/28/09				Current Project: Completion of replacement well, tank level monitoring/alarm, service line and water main replacement. Future Project: Rehab/Replace of failing wells & associated controls and transmission lines; installation of well pits and meters outside of residences to reduce unmetered water loss.	Construction or Rehabilitation of Distribution and/or Transmission Lines; Water Supply Facilities; Water Meters	Y
960009D	3	45	Blanca, Town of	Costilla	112,100	402	\$1,475,000	\$50,000	Y	9/9/09				The system is not metered. This creates problems in effectively managing water usage and promoting water conservation.	Construction or Rehabilitation of Distribution and/or Transmission Lines; Water Supply Facilities; Water Storage Facilities; Water Meters	Y
050025D	3	45	Fraser, Town of	Grand	125288	996	\$1,534,500	\$652,255	Y	9/17/09				Various upgrades and improvements are necessary including relocation of four existing underground meter vaults, implementation of emergency power, controls and instrumentation, and replacing an existing raw water transmission line.	Improvement / Expansion of Water Treatment Facility; Construction or Rehabilitation of Distribution and/or Transmission Lines; Water Storage Facilities; Water Supply Facilities; Source Water Protection Plan Implementation; Green Infrastructure, Water Efficiency or Energy Efficiency	Y
030026D	3	40	Georgetown, Town of	Clear Creek	110,015	1,080	\$1,500,000	\$3,340,000	Y	9/22/09					New Drinking Water Treatment Plant; Improvement / Expansion of Water Treatment Facility; Connect To Existing Facility; Construction or Rehabilitation of Distribution and/or Transmission Lines; Water Supply Facilities	Y
050034D	3	35	Manitou Springs, City of	El Paso	121450	4,980	\$8,763,000	\$880,749	N	9/29/09				Raw water storage; Raw diversion & transmission improvements; treatment plant and distribution improvements and new fire hydrants	Improvement / Expansion of Water Treatment Facility; Construction or Rehabilitation of Distribution and/or Transmission Lines; Water Storage Facilities; Water Supply Facilities	Y
060027D	3	35	Nederland, Town of	Boulder	107538	1,438	\$2,500,000	\$2,500,000	N	6/15/09	20	L	2.00%	Plant has design limiting factors and turbidity issues during spring runoff.	Construction of a New Water Treatment Facility; Improvement / Expansion of Water Treatment Plant	
000015D	3	35	Paonia, Town of	Delta	115601	1,534	\$448,200	\$448,200	Y	11/5/08	20	D	1.75%	Water treatment system's bag filtration technology out of compliance with primary drinking water regulations.	Construction of a New Water Treatment Facility; Improvement / Expansion of Water Treatment Facility; Water Storage Facilities; Green Infrastructure, Water Efficiency or Energy Efficiency	
080014D	3	30	Florence, City of	Fremont	122500	3,795	\$3,300,000	\$3,025,390	Y	10/7/09					Construction or Rehabilitation of Distribution and/or Transmission Lines; Water Storage Facilities; Water Supply Facilities	Y

* Projects will remain on the Project Eligibility List until the project is complete

APPENDIX C
Drinking Water Revolving Fund
FY 2010 Project Priority / Fundable List

Project No	Elig Cat	Pts	Facility	County	PWS ID#	Pop	Estimated Project Cost	Actual Loan Amount	DAC	Expected/ Actual Loan Date	Term (Yrs)	Loan Type	Interest Rate	Problem Description	Project Description	A R R A
050022D	3	25	Fairplay, Town of	Park	147020	715	\$6,250,000		N	1/15/10					Construction of a New Water Treatment Facility; Improvement / Expansion of Water Treatment Facility; Connect To Existing Facility; Construction or Rehabilitation of Distribution and/or Transmission Lines; Water Supply Facilities	
090007D	3	25	La Junta, City of	Otero	145420	8,000	\$2,000,000	\$1,830,000	N	9/24/09					Water Storage Facilities	Y
050019D	4	55	Divide MPC Metropolitan District	Teller	159035	189	\$116,500	\$145,930	Y	9/4/09				Transmission lines and controls; test and complete 2 wells.	Construction or Rehabilitation of Distribution and/or Transmission Lines; Water Supply Facilities	Y
030059D	4	45	San Luis Water & Sanitation District	Costilla	112900	739	\$700,000		Y	1/1/10				Minor upgrades and improvements throughout the distribution system.	Improvement / Expansion of Water Treatment Facility; Water Supply Facilities; Water Meters	
040025D	4	25	Ridgway, Town of	Ouray	146676	1,036	\$750,000	\$450,000	N	10/19/09					Improvement / Expansion of Water Treatment Facility; Construction or Rehabilitation of Distribution and/or Transmission Lines	Y
100042D	5	75	Hi-Land Acres WSD	Adams		352	\$1,800,000	\$1,200,000	N	9/2/09				Aging system requires various upgrades and improvements. The pump and well systems have required substantial maintenance and repairs over the past 15 years. Additional well needed and storage tank needed to supplement the demands of existing distribution system.	Improvement / Expansion of Water Treatment Facility; Water Storage Facilities; Water Meters	Y
090020D	5	65	East Cherry Hills Water District	Arapahoe	103234	130	\$1,500,000		N	11/4/09				Aging equipment requires total replacement of District's water system.	Construction or Rehabilitation of Distribution and/or Transmission Lines; Water Meters	
040030D	5	65	Teller County Water & Sanitation District #1	Teller		625	\$600,000		N	6/2010				District's 86,000 gallon concrete tank (taken off line during April '08) and primary water mains were constructed during the late 50's and 60's with no isolation valves and related components. Aging main and service line failures forced 4 boil order during 2008. EO# DC-090817-1: result of component failures in the granulated activated carbon filtration unit. Failure compromised the system.	Consolidation of Water Treatment Facilities; Construction or Rehabilitation of Distribution and/or Transmission Lines; Water Storage Facilities; Source Water Protection Plan Implementation; Green Infrastructure, Water Efficiency or Energy Efficiency	
090002D	5	55	Bow Mar Water & Sanitation District	Arapahoe	103153	852	\$1,150,000	\$1,150,000	N	8/6/09	20	D	2.00%		Construction or Rehabilitation of Distribution and/or Transmission Lines	
050048D	5	55	Stratton, Town of	Kit Carson	132020	630		\$483,000	Y	12/20/07	30	D	1.875%	Ensure compliance with ground water rule, install disinfection to meet MCLs on coliform, aging distribution system.	Improvement / Expansion of Water Treatment Facility; Construction or Rehabilitation of Distribution and/or Transmission Lines; Water Storage Facilities; Water Supply Facilities	

* Projects will remain on the Project Eligibility List until the project is complete

APPENDIX C
Drinking Water Revolving Fund
FY 2010 Project Priority / Fundable List

Project No	Elig Cat	Pts	Facility	County	PWS ID#	Pop	Estimated Project Cost	Actual Loan Amount	DAC	Expected/ Actual Loan Date	Term (Yrs)	Loan Type	Interest Rate	Problem Description	Project Description	A R R A
030002D	5	50	Arriba, Town of	Lincoln	0137001	217	\$1,275,000	\$505,000	Y	5/29/09	\$30	D	0.00%	Aging system requiring replacement, rehabilitation, modification and improvements to numerous infrastructure components.	Construction of a New Water Treatment Facility; Improvement / Expansion of Water Treatment Facility; Construction or Rehabilitation of Distribution and/or Transmission Lines; Water Storage Facilities; Water Supply Facilities; Water Meters; Source Water Protection Plan Implementation; Green Infrastructure, Water Efficiency or Energy Efficiency	
080008D	5	45	Gateway Metropolitan District	Pitkin	149300	418	\$3,119,901		N	11/4/09				Water pipeline upgrades in pipe size are necessary for fire protection and to replace aging 4" cast iron lines. Existing lines have repeated breaks resulting in disruption of service.	Construction or Rehabilitation of Distribution and/or Transmission Lines; Water Storage Facilities	Y
050032D	5	40	Las Animas, City of	Bent	0106300	2,758		\$812,000	Y	3/26/08	30	D	0.0%	Aged transmission and distribution system that may cause contamination if not replaced.	Improvement / Expansion of Water Treatment Facility; Construction or Rehabilitation of Distribution and/or Transmission Lines; Water Storage Facilities; Water Supply Facilities; Water Meters	
050038D	5	40	Ovid, Town of	Sedgwick	0158005	333	\$958,550		Y	6/2010				Transmission lines, distribution line and back up well are in need of replacement due to design life.	Construction or Rehabilitation of Distribution and/or Transmission Lines; Water Supply Facilities	
960087D	5	40	Pagosa Area WSD	Archuleta	104500	17,730	\$7,158,870	\$7,158,870	N	6/12/08	20	L	3.40%	Aging water treatment plant will require replacement.	Improvement / Expansion of Water Treatment Facility; Construction or Rehabilitation of Distribution and/or Transmission Lines; Water Storage Facilities; Water Supply Facilities; Water Meters	
990035D	5	40	Pine Drive Water District	Pueblo	151450	400	\$30,000,000		Y	1/2010				Severe safety issues with leaking and unfixable hard-start motors/pumps connected to weaker Schedule 40 pipes along side electrical panels in underground vaults.	Improvement / Expansion of Water Treatment Facility; Construction or Rehabilitation of Distribution and/or Transmission Lines	

* Projects will remain on the Project Eligibility List until the project is complete

**APPENDIX C
Drinking Water Revolving Fund
FY 2010 Project Priority / Fundable List**

Project No	Elig Cat	Pts	Facility	County	PWS ID#	Pop	Estimated Project Cost	Actual Loan Amount	DAC	Expected/ Actual Loan Date	Term (Yrs)	Loan Type	Interest Rate	Problem Description	Project Description	A R R A
090003D	5	40	Rockvale, Town of	Fremont	122800	391	\$1,120,000	\$295,000	Y	7/8/09	\$30	D	0.0%		Improvement / Expansion of Water Treatment Facility; Construction or Rehabilitation of Distribution and/or Transmission Lines; Water Storage Facilities; Water Supply Facilities; Water Meters; Source Water Protection Plan Implementation; Green Infrastructure, Water Efficiency or Energy Efficiency	
030021D	5	35	Florissant WSD	Teller	160175	220	\$417,700		Y	1/2009	30	D	0.0%	High fluoride and iron levels, outdated infrastructure, increased demand.	Improvement / Expansion of Water Treatment Facility; Water Supply Facilities	
080003D	5	30	Del Norte, Town of	Rio Grande	153200	1,624	\$1,413,341		Y	10/2008	20	D	0.0%	Only a small number of water customers are metered.	Water Meters	
960045D	5	30	Holly, Town of	Prowers	150600	1,015	\$355,201		Y	1/2010					Construction or Rehabilitation of Distribution and/or Transmission Lines; Water Meters	
030044D	5	30	Ophir, Town of	San Miguel	0157600	175	\$929,485		N	11/4/10				Numerous system wide improvements and upgrades necessary.	New Regional Water Treatment Facilities; Consolidation of Water Treatment Facility; Improvement / Expansion of Water Treatment Facility; Construction or Rehabilitation of Distribution and/or Transmission Lines; Water Storage Facilities; Water Supply Facilities; Water Meters	Y
050031D	5	20	Lamar, City of	Prowers	0150700	8,420	\$3,385,000		N	11/4/10				This project received funding approval in 2009 and is for relocation of the existing chlorine building, storage tank improvements, modifications and improvements to the valve house, and installation of a new 24" transmission main.	Construction of a New Water Treatment Facility; Construction or Rehabilitation of Distribution and/or Transmission Lines; Water Storage Facilities; Water Storage Facilities	Y
030045D-2	5	20	Ordway, Town of	Crowley	113700	1,144	\$114,300	\$114,300	Y	12/21/07	30	D	0.0%	The water distribution system piping is aging and experiences frequent piping breaks. Portions of the failing water lines are located next to failing pipes of the sewer collection system. Storage Tank is in need of recoating to extent longevity.	Distribution / Transmission Lines Construction / Rehabilitation; Water Storage Facilities	
960163D	5	15	Crested Butte South Metropolitan District	Gunnison	126189	1,200	\$1,600,000		Y	1/2010					Connect To Existing Facility; Construction or Rehabilitation of Distribution and/or Transmission Lines; Water Storage Facilities; Water Supply Facilities	
050016D	5	10	Cortez, City of	Montezuma	142200	8,081	\$2,858,925	\$481,500	N	8/21/09	\$20	D	2.00%		Improvement / Expansion of Water Treatment Facility	

* Projects will remain on the Project Eligibility List until the project is complete

APPENDIX C
Drinking Water Revolving Fund
FY 2010 Project Priority / Fundable List

Project No	Elig Cat	Pts	Facility	County	PWS ID#	Pop	Estimated Project Cost	Actual Loan Amount	DAC	Expected/ Actual Loan Date	Term (Yrs)	Loan Type	Interest Rate	Problem Description	Project Description	A R R A
090146D	5	10	Gypsum, Town of	Eagle	119329	4,000	\$1,500,000		N	6/2010					Improvement / Expansion of Water Treatment Facility	
090147D	5	10	Gypsum, Town of	Eagle	119329	4,000	\$855,000		N	6/2010					Water Supply Facilities; Green Infrastructure, Water Efficiency or Energy Efficiency	

Total: \$141,255,473 \$42,665,951

DAC - Disadvantaged Communities (Y-Yes, N-No)

* Projects will remain on the Project Eligibility List until the project is complete

Colorado Water Resources & Power Development Authority
DRINKING WATER REVOLVING FUND (DWRf) LOAN PROGRAM
APPENDIX D - LOAN SUMMARY REPORT as of June 30, 2009

DETAIL OF LOANS FINANCED UNDER THE DWRf PROGRAM									
Borrower	Loan Date	Loan Amount	Loan Term (In Years)	Effective Loan Interest Rate	DW SRF Funds Obligated to Loan (a)	State Match Provided for Loan (b)	New Loans Funded or Subsidized with DW SRF Reloan Monies (c)	Percent of State Match Provided to DW SRF Funds	Loan Type
Grand Lake, Town of	10/29/97	\$ 495,000.00	20	4.500%	\$ 394,988.00	\$ 100,012.00		0.253	DL
Arapahoe Estates WD	10/01/97	1,048,332.75	20	4.150%	388,359.00	98,332.75		0.253	LL
Englewood, City of	10/01/97	15,292,635.61	21	4.140%	5,361,910.00	1,357,635.61		0.253	LL
Fort Collins, City of	10/01/97	10,125,299.77	20	4.120%	3,614,928.00	915,299.77		0.253	LL
Chatfield South WD	07/13/98	728,500.00	20	4.500%	581,310.00	147,190.00		0.253	DL
Left Hand W&SD	09/11/98	188,700.00	20	4.500%	150,574.00	38,126.00		0.253	DL
Buena Vista, Town of	06/01/98	1,324,119.65	20	4.010%	490,204.00	124,119.65		0.253	LL
Fort Morgan, City of	06/01/98	15,433,355.38	21	4.020%	5,641,214.00	1,428,355.38		0.253	LL
Julesburg, Town of	05/01/99	693,000.00	1	4.500%	543,757.00	149,243.00		0.274	DL
La Junta, City of	10/15/99	490,000.00	20	4.500%	384,475.00	105,525.00		0.274	DL
Thunderbird W&SD	06/01/99	285,000.00	20	4.500%	223,623.00	61,377.00		0.274	DL
Aurora, City of	05/01/99	14,999,898.55	15	3.633%	4,751,500.00	1,024,898.55		0.216	LL
Fort Collins, City of	05/01/99	4,998,394.59	20	3.808%	1,870,165.00	403,394.59		0.216	LL
Glenwood Springs, City of	05/01/99	4,999,017.40	19	3.773%	1,710,790.00	369,017.40		0.216	LL
Grand County W&SD	05/01/99	2,998,566.15	19	3.783%	1,036,468.00	223,566.15		0.216	LL
Greeley, City of	05/01/99	14,999,038.36	20	3.802%	5,280,660.00	1,139,038.36		0.216	LL
Julesburg, Town of	05/01/99	994,599.70	20	3.809%	392,210.00	84,599.70		0.216	LL
Left Hand WD	05/01/99	6,571,538.04	20	3.802%	2,139,722.00	461,538.04		0.216	LL
Craig, City of	12/15/00	450,000.00	5	4.000%	353,089.00	96,911.00		0.274	DL
Sedalia W&SD	03/09/00	326,000.00	20	4.500%	255,794.00	70,206.00		0.274	DL
Springfield, Town of	07/28/00	349,470.76	20	4.500%	274,209.00	75,261.76		0.274	DL
Evergreen MD	04/15/00	5,577,981.71	21	4.390%	1,786,069.00	452,981.71		0.254	LL
Fountain Valley Auth	04/15/00	7,607,966.23	21	4.400%	2,633,735.00	667,966.23		0.254	LL
Limon, Town of	04/15/00	1,440,808.84	21	4.410%	436,910.00	110,808.84		0.254	LL
Pueblo Board of WW	04/15/00	9,558,794.83	23	4.600%	2,499,000.00	633,794.83		0.254	LL
Westminster, City of	04/15/00	14,998,357.36	21	4.400%	4,764,452.00	1,208,357.36		0.254	LL
Wellington, City of	11/01/01	1,000,000.00	20	4.000%	716,007.00	283,993.00		0.397	DL
Basalt, Town of	12/19/02	948,245.63	20	4.000%			1,000,000.00	n/a	DL
Dillon, Town of	10/18/02	1,000,000.00	10	4.000%			1,000,000.00	n/a	DL
Hayden, Town of	04/30/02	1,000,000.00	20	4.000%			1,000,000.00	n/a	DL
Thunderbird W&SD	08/27/02	343,684.15	20	4.000%			343,684.15	n/a	DL
Woodland Park, City of	03/13/02	800,000.00	20	4.000%	597,200.00	202,800.00		0.340	DL
Evergreen MD	04/01/02	2,036,129.62	21	4.000%	764,260.00	181,129.62		0.237	LL
Grand Junction, City of	04/01/02	3,566,521.69	21	4.020%	1,082,370.00	256,521.69		0.237	LL
Idaho Springs, City of	04/01/02	2,339,796.89	21	3.990%	906,316.00	214,796.89		0.237	LL
La Junta, City of	04/01/02	9,812,211.15	21	4.000%	3,300,469.00	782,211.15		0.237	LL
Mustang WA	12/08/03	700,000.00	20	4.000%			700,000.00	n/a	DL
Oak Creek, Town of	11/18/03	900,688.96	20	4.000%			900,688.96	n/a	DL
Ouray, City of	12/19/03	1,000,000.00	20	4.000%			1,000,000.00	n/a	DL
Westwood Lakes WD	05/15/03	500,000.00	20	4.000%			500,000.00	n/a	DL
Florence, City of	11/01/03	12,999,092.97	22	3.510%	5,502,502.00	1,304,092.97		0.237	LL
Fountain Valley Auth	06/01/03	3,221,861.82	22	3.030%	1,463,552.00	346,861.82		0.237	LL
Longmont, City of	06/01/03	14,998,044.44	21	3.110%	6,046,601.00	1,433,044.44		0.237	LL
Lyons, Town of	06/01/03	4,915,599.18	22	3.030%	2,196,621.00	520,599.18		0.237	LL
Pinewood Springs WD	07/26/04	123,200.00	20	3.500%			123,200.00	n/a	DL
Swink, Town of	04/20/04	669,000.00	20	3.500%			669,000.00	n/a	DL
Florence, City of	01/25/05	769,899.33	20	3.500%			769,899.33	n/a	DL
Olde Stage WD	06/01/05	100,000.00	20	3.500%			100,000.00	n/a	DL
La Jara, Town of	04/20/05	200,000.00	20	0.000%			200,000.00	n/a	DC
Victor, City of	06/17/05	283,000.00	10	0.000%			283,000.00	n/a	DC
Log Lane Village, Town of	10/14/05	1,000,000.00	30	1.750%			1,000,000.00	n/a	DC
Bristol W&SD	02/08/06	200,000.00	30	0.000%			200,000.00	n/a	DC
Pinewood Springs WD	04/03/06	752,425.00	20	3.500%			752,425.00	n/a	DL
Pritchett, Town of	03/31/06	200,000.00	30	0.000%			200,000.00	n/a	DC
Craig, City of	04/27/06	6,056,378.40	21	3.650%	2,263,200.00	536,378.40		0.237	LL
Little Thompson WD	04/27/06	6,383,774.04	21	3.650%	2,653,055.00	628,774.04		0.237	LL
Sedgwick, Town of	05/15/06	419,000.00	30	0.000%			419,000.00	n/a	DC
Castle Pines MD	05/25/06	2,000,000.00	20	3.750%			2,000,000.00	n/a	DL
Palisade, Town of	05/26/06	2,000,000.00	30	0.000%	1,526,000.00	474,000.00		0.311	DC
Platte Canyon W&SD sd #1	06/30/06	400,000.00	20	3.750%			400,000.00	n/a	DL
Bethune, Town of	07/18/06	418,000.00	30	0.000%			418,000.00		DC
Ralston Valley W&SD	08/09/06	1,300,000.00	20	3.750%			1,300,000.00		DL
Boone, Town of	08/15/06	514,297.00	30	0.000%			514,297.00		DC
Walden, Town of	09/06/06	900,000.00	25	1.750%			900,000.00	n/a	DC
Castle Pines MD	11/06/06	250,000.00	20	3.750%			250,000.00	n/a	DL
Alamosa, City of	11/02/06	11,865,062.50	20	3.420%	4,683,808.00	1,110,062.50		0.237	LL
Arapahoe County W&SD	11/02/06	16,049,975.43	15	3.310%	6,223,525.00	1,474,975.43		0.237	LL

Colorado Water Resources & Power Development Authority
DRINKING WATER REVOLVING FUND (DWRf) LOAN PROGRAM
 APPENDIX D - LOAN SUMMARY REPORT as of June 30, 2009

DETAIL OF LOANS FINANCED UNDER THE DWRf PROGRAM (Cont'd)									
Borrower	Loan Date	Loan Amount	Loan Term (In Years)	Effective Loan Interest Rate	DW SRF Funds Obligated to Loan (a)	State Match Provided for Loan (b)	New Loans Funded or Subsidized with DW SRF Reloan Monies (c)	Percent of State Match Provided to DW SRF Funds	Loan Type
Cottonwood W&SD	11/02/06	9,996,005.27	20	3.420%	3,801,710.00	901,005.27		0.237	LL
Palisade, Town of	11/02/06	3,976,045.10	21	3.470%	1,502,300.00	356,045.10		0.237	LL
Cucharas S&WD	11/29/06	269,000.00	20	3.750%			269,000.00	n/a	DL
Genoa, Town of	12/20/06	175,000.00	30	0.000%			175,000.00		DC
Ordway, Town of	12/20/06	200,000.00	30	0.000%			200,000.00		DC
Hillrose, Town of	05/31/07	995,097.00	30	0.000%			995,097.00		DC
Stratton, Town of	12/20/07	483,000.00	30	1.875%			483,000.00		DC
Ordway, Town of	12/21/07	114,300.00	30	0.000%			114,300.00		DC
Las Animas, City of	03/26/08	812,000.00	30	0.000%			812,000.00		DC
La Veta, Town of	04/11/08	1,134,000.00	30	1.875%			1,134,000.00		DC
Hotchkiss, Town of	04/23/08	925,000.00	20	0.000%			925,000.00		DC
Kim, Town of	05/30/08	118,000.00	30	0.000%			118,000.00		DC
Estes Park, Town of	06/12/08	5,494,410.09	20	3.260%	2,761,224.00	654,410.89		0.237	LL
Pagosa Area W&SD	06/12/08	7,158,869.96	20	3.400%	3,223,080.00	763,869.96		0.237	LL
Platte Canyon W&SD sd #2	07/15/08	475,000.00	20	3.500%			475,000.00		DL
East Alamosa W&SD	07/24/08	2,000,000.00	30	0.000%			2,000,000.00		DC
Eckley, Town of	07/30/08	100,000.00	20	0.000%			100,000.00		DC
Olde Stage WD	10/17/08	150,000.00	20	3.500%			150,000.00		DL
Paonia, Town of	11/05/08	448,200.00	20	1.750%			448,200.00		DC
Project 7 Water Auth	11/25/08	10,176,512.03	21	3.820%	5,512,709.00	1,306,512.03		0.237	LL
Stratton, Town of	12/03/08	90,000.00	30	1.750%			90,000.00		DC
Del Norte, Town of	12/31/08	934,000.00	20	0.000%			934,000.00		DC
Rye, Town of	03/27/09	1,040,000.00	30	1.750%			1,040,000.00		DC
Creede, City of	04/15/09	1,250,000.00	30	1.750%			1,250,000.00		DC
Arriba, Town of	05/29/09	505,000.00	30	0.000%			505,000.00		DC
Nederland, Town of	06/15/09	2,500,000.00	20	2.000%			2,500,000.00		DL

SUMMARY OF DW SRF LOANS MADE BY TYPE OF LOAN									
Loan Type	No. of Loans Financed	Total Amount of Financing Assistance- Loans	Average Loan Life (In Years)	Weighted Average Loan Rate	Total DW SRF Funds Obligated (a)	Total State Match Funds Provided (b)	New Loans Funded or Subsidized with DW SRF Reloan Monies (c)	No. of Loans Financed with Reloan Monies (c)	Percent of Loans Funded With Reloan Monies (c)
DIRECT LOANS (DC)	27	\$17,457,894	27	0.60%	\$1,526,000	\$474,000	\$15,457,894	26	96%
DIRECT LOANS (DL)	32	\$21,956,814	19	3.74%	\$4,475,026	\$1,330,645	\$16,202,897	21	66%
LEVERAGED LOANS (LL)	34	\$264,014,995	20	3.78%	\$98,685,598	\$23,474,996	\$0	0	0%
TOTAL FOR PROGRAM	93	\$303,429,703	22	3.59%	\$104,686,624	\$25,279,641	\$31,660,791	47	51%

SUMMARY OF DW SRF LOANS MADE EACH FISCAL YEAR									
Fiscal Year	No. of Loans Financed	Total Amount of Financing Assistance- Loans	Average Loan Life (In Years)	Weighted Average Loan Rate	Total DW SRF Funds Obligated (a)	Total State Match Funds Provided (b)	New Loans Funded or Subsidized with DW SRF Reloan Monies (c)	No. of Loans Financed with Reloan Monies (c)	Percent of Loans Funded With Reloan Monies (c)
1997	4	\$26,961,268	20	4.14%	\$9,760,185	\$2,471,280	\$0	0	0.0%
1998	4	17,674,675	20	4.04%	6,863,302	1,737,791	0	0	0.0%
1999	10	52,029,053	17	3.70%	18,333,370	4,022,198	0	0	0.0%
2000	8	40,309,380	19	4.44%	13,003,258	3,316,288	0	0	0.0%
2001	1	1,000,000	20	4.00%	716,007	283,993	0	0	0.0%
2002	9	21,846,589	19	4.00%	6,650,615	1,637,459	3,343,684	4	44.4%
2003	8	39,235,287	21	3.30%	15,209,276	3,604,598	3,100,689	4	50.0%
2004	2	792,200	20	3.50%	0	0	792,200	2	100.0%
2005	5	2,352,899	20	2.04%	0	0	2,352,899	5	100.0%
2006	21	64,324,963	24	3.22%	22,653,598	5,481,241	7,997,722	14	66.7%
2007	3	1,592,397	30	0.57%	0	0	1,592,397	3	100.0%
2008	14	30,015,992	24	0.30%	11,497,013	2,724,793	7,186,200	11	78.6%
2009	4	5,295,000	28	1.70%	0	0	5,295,000	4	100.0%
TOTAL	93	\$303,429,703	22	3.59%	\$104,686,624	\$25,279,641	\$31,660,791	47	50.5%

Type of Loan:

LL = Leveraged Loan - Funded from bond proceeds

DL = Direct Loan - Funded from available sources: (1) Authority state funds, (2) Grant Funds or (3) Drinking Water SRF Reloan funds.

DC = Disadvantage Community Loans

Explanation of DW SRF Loan Funding and/or Subsidization

(a) DW SRF Funds = Drinking Water State Revolving Fund - Received from EPA Capitalization Grant Awards

(b) State Match Funds = (Required 20% match for Each Dollar Received From EPA Grants from State Funds) - Provided Mainly from Authority Funds

(c) Reloan Monies = Recycled DW SRF funds - No State Match Required. In 2002, the DWRf program began funding all direct loans with DW SRF Reloan Monies.

Colorado Water Resources & Power Development Authority
 DRINKING WATER REVOLVING FUND (DWRP) LOAN PROGRAM
 APPENDIX D - LOAN SUMMARY REPORT as of June 30, 2009

STATE DIRECT LOAN PROGRAM				
Borrower	Loan Date	Amount of Loan	Loan Term	Loan Rate
Idledale W&SD	07/10/95	\$250,000	20 YEARS	4.500%
Fairplay, Town of	08/01/95	250,000	20 YEARS	4.500%
Minturn, Town of	08/11/95	300,000	20 YEARS	4.500%
Empire, Town of	08/24/95	331,432	20 YEARS	4.500%
Elizabeth, Town of	10/01/95	500,000	20 YEARS	4.500%
Lake Creek MD	01/12/96	500,000	20 YEARS	4.500%
Fraser, Town of	04/15/96	200,000	5 YEARS	4.500%
Baca Grande, W&SD	02/01/96	500,000	10 YEARS	4.500%
Firestone, Town of	06/13/96	95,000	10 YEARS	4.500%
Nunn, Town of	08/12/96	330,260	20 YEARS	4.500%
Lochbuie, Town of	08/28/96	351,889	20 YEARS	4.500%
Lyons, Town of	08/19/96	500,000	21 YEARS	4.500%
Bayfield, Town of	11/15/96	350,000	20 YEARS	4.500%
Fairplay, Town of	07/30/97	200,000	20 YEARS	4.500%
Idaho Springs, Town of	10/15/97	500,000	20 YEARS	4.500%
Westlake W&SD	08/19/97	250,000	20 YEARS	4.500%
Redstone W&SD	12/01/97	410,000	20 YEARS	4.500%
TOTAL STATE DIRECT LOANS FUNDED		\$5,818,581		
NUMBER OF NON-SRF DIRECT LOANS FUNDED:		17		

Borrower Abbreviations Clarification:

MD= Metropolitan District
 sd = Sub District
 WD = Water District
 W&SD = Water and Sanitation District
 WW = Water Works

DRINKING WATER REVOLVING FUND (DWRP)
 2010 INTENDED USE PLAN
 APPENDIX E1 - SET-ASIDE ACTIVITY
 From Inception through June 30, 2009

SET -ASIDE ACTIVITY										
Set-Aside	Set Aside Allocation from Grants Through June 30, 2009	Set Aside Funds Transferred (To)/From Loan Fund or Other Set Asides	Set Aside Funds Expended Through June 30, 2009	Balance available	Set Aside Allocations from the 2009 ARRA	Set Aside Allocations from the 2010 Grant *	Total Funds Available for State Fiscal Year 2010	Set Aside Reserved Through 2009	Set Aside Reserved Future Allotments	Total Set- Aside Reserved
Grant Administration	\$6,761,304		(\$4,051,553)	\$2,709,751	\$1,374,080	\$1,000,000	\$5,083,831	\$0	\$0	\$0
State Program:										
> PWS Supervision	9,887,628		(7,467,904)	2,419,724	0	2,500,000	4,919,724	0	0	0
> Source Water Protection	0		0	0	0	0	0	0	0	0
> Capacity Development	0		0	0	0	0	0	0	0	0
> Operator Certification	0		0	0	0	0	0	0	0	0
Small System Tech. Asst.	3,093,652	(281,532)	(1,480,000)	1,332,120	687,040	500,000	2,519,160	287,000	0	287,000
Local Assistance:										
> Loan Assistance for SWP	0		0	0	0	0	0	0	0	0
> Capacity Development	13,248,641	(970,860)	(8,902,796)	3,374,985	0	2,500,000	5,874,985	0	0	0
> Source Water Assessment	1,678,410	(18,345)	(1,660,065)	0	0	0	0	0	0	0
> Wellhead Protection	6,412,517		(3,484,824)	2,927,693	0	1,250,000	4,177,693	0	0	0
In-kind Services		150,000	(150,000)	0	0	0	0			
TOTALS	\$41,082,152	(\$1,120,737)	(\$27,197,142)	\$12,764,273	\$2,061,120	\$7,750,000	\$22,575,393	\$287,000	\$0	\$287,000

* Based on the most current estimate of the total amount of grant award expected in 2010.

DRINKING WATER REVOLVING FUND (DWRP) LOAN PROGRAM
2010 INTENDED USE PLAN (IUP)
APPENDIX E2 - FUNDS AVAILABLE TO THE DWRP LOAN PROGRAM

<u>SOURCES</u>	Cumulative Total from Inception through June 30, 2009	Projected For Time Period July 1, 2009 - December 31, 2009	Projected For Time Period January 1, 2010 - December 31, 2010	Cumulative Total Through December 31, 2010
Federal Capitalization Grants	\$ 169,032,600	\$ -	\$ 25,000,000	\$ 194,032,600
Other Drinking Water SRF Funding Sources				
ARRA Capitalization Grant (2009)	-	34,352,000	-	34,352,000
Less: Set-asides	(39,961,415)	(2,061,120)	(7,750,000)	(49,772,535)
State Match:				
Appropriation/Agency Cash - Committed	30,936,520	2,870,000	5,000,000	38,806,520
Agency Cash for CWSRF transfer	-	-	-	-
Leveraging Bonds Proceeds	240,540,000	15,792,804	25,638,462	281,971,266
Plus /(Less) Additional Principal from DW Refundings	(230,000)	-	-	(230,000)
Leveraged Loans Repayments:				
Principal (1)	63,650,535	4,828,750	10,767,500	79,246,785
Interest	34,695,626	2,434,367	4,728,789	41,858,782
Principal (2) (State Match)	5,781,392	450,759	1,029,418	7,261,569
Direct Loans Repayments:				
Principal	5,566,922	658,160	1,710,875	7,935,957
Interest	2,091,390	160,150	300,598	2,552,138
Federal Funds Deallocation (from DSRF)	21,152,234	3,365,971	4,892,586	29,410,791
Fees Deposited to the DWRP	-	-	-	-
Interest Income on Investments	36,781,344	1,561,747	3,034,332	41,377,423
Transfer (to)/from Clean Water SRF Grant program	-	-	-	-
TOTAL SOURCES	570,037,148	64,413,588	74,352,560	708,803,296
<u>USES</u>				
Loans Executed:				
Base Program - Direct Loans	39,414,708	15,199,809	2,500,000	57,114,517
ARRA (2009) - Direct Loans (a)	-	15,114,880	-	15,114,880
Principal Forgiveness - ARRA (2009) (a)	-	17,176,000	-	17,176,000
Base Program - Leveraged	264,014,995	20,327,372	33,000,000	317,342,367
Grant Funds Committed to Loans	98,685,598	15,636,440	25,384,615	139,706,653
Leveraging Bond Debt Service				
Principal	57,335,000	8,600,000	10,760,000	76,695,000
Interest	67,189,475	4,205,835	7,998,345	79,393,655
Net Effect of Accum Investment Interest and Loan				
Repayments Held / (Used) for Payment of Debt Service	6,380,479	(1,527,563)	1,172,575	6,025,491
Funds Available / (Provided) for New Loans	37,016,893	(30,319,185)	(6,462,975)	234,733
TOTAL USES	\$ 570,037,148	\$ 64,413,588	\$ 74,352,560	\$ 708,803,296

* All amounts for this schedule are cash basis.

DRINKING WATER REVOLVING FUND (DWRP) LOAN PROGRAM
2010 INTENDED USE PLAN
APPENDIX E3 - ADMINISTRATIVE FEE ACCOUNT

Administrative Fee Account Activity as of June 30, 2009 *							
	For Year Ending December 31,					as of June 30, 2009	TOTAL
	Inception-2004	2005	2006	2007	2008		
Sources:							
Loan Fees	\$ 6,692,579	\$ 1,665,264	\$ 1,701,524	\$ 2,016,955	\$ 2,198,684	\$ 1,155,215	\$ 15,430,221
Grant Income	2,106,651	359,611	424,383	433,436	419,563	307,909	4,051,553
Investment Interest	119,257	99,664	201,694	281,977	179,664	21,949	904,205
Advanced Admin. Fee (a)	-	115,081	-	-	-	-	115,081
Other (b)	273,430	2,500	-	-	122,605	81,282	479,817
Total Sources	9,191,917	2,242,120	2,327,601	2,732,368	2,920,516	1,566,355	20,980,877
Uses:							
Grant Admin. Expenses	(6,206,619)	(927,446)	(957,208)	(1,030,499)	(1,289,174)	(786,584)	(11,197,530)
State Match Reimb.	-	-	-	-	-	-	-
Planning & Design Grants	-	(94,883)	(91,815)	(65,465)	(85,956)	(13,592)	(351,711)
Reimbursed State Match (c)	(233,657)	(226,072)	(193,047)	-	-	-	(652,776)
State Match Provided	-	-	-	(341,400)	(1,440,000)	-	(1,781,400)
Other	-	-	-	-	-	-	-
Total Uses	(6,440,276)	(1,248,401)	(1,242,070)	(1,437,364)	(2,815,130)	(800,176)	(13,983,417)
Net cash flows for year	2,751,641	993,719	1,085,531	1,295,004	105,386	766,179	
Previous year-end balance	-	2,751,641	3,745,360	4,830,891	6,125,895	6,231,281	
Balance	\$ 2,751,641	\$ 3,745,360	\$ 4,830,891	\$ 6,125,895	\$ 6,231,281	\$ 6,997,460	

Estimated Administrative Fee Account Activity *							
For Time Period:	Loan Fees	Grant Income	Grant Admin. Exp. & P&D	State Match Provided	Transfers from WPCRF	Inv. Interest & Other	Balance at 12/31/10
> 07/01/09 - 12/31/09	\$ 1,250,000	\$ 325,000	\$ (726,000)	\$ (2,870,000)	\$ 75,000	\$ 25,000	
> Fiscal Year 2010	\$ 2,700,000	\$ 700,000	\$ (1,550,000)	\$ (3,000,000)	\$ 150,000	\$ 50,000	\$ 4,126,460

* Cash Basis

(a) Advanced Admin Fee source: This source of funds is received at the closing of the issuance of refunding bonds to cover the cost of current and future administration of refunding bond issues.

(b) Prior to 2004, most of these funds were provided from the State Funded Direct Loan Program's Administrative Fee Account and from the Drinking Water Funding Account to cover administrative costs incurred at the beginning of the SRF program. Beginning in 2008, certain DWRP grant administrative costs incurred by the Authority are being paid from funds transferred from the WPCRF administrative fee account.

(c) Reimbursed State Match - The Authority Board of Directors authorized the reimbursement of certain state match funds provided from the Authority (DWRP Funding Account) from loan funds received in the DWRP Administrative Fee Account.

APPENDIX F
Eligible and Ineligible Projects and Project-Related Costs
Under the Drinking Water State Revolving Loan Fund (DWRFL) Program

EXAMPLES OF ELIGIBLE PROJECTS AND PROJECT RELATED COSTS

- ◆ Projects that address present Safe Drinking Water Act (SDWA) exceedances
- ◆ Projects that prevent future SDWA exceedances (applies only to regulations in effect)
- ◆ Projects to replace aging infrastructure
 - Rehabilitate or develop drinking water sources (excluding reservoirs, dams, dam rehabilitation and water rights) to replace contaminated sources
 - Install or upgrade drinking water treatment facilities if the project would improve the quality of drinking water to comply with primary or secondary SDWA standards
 - Install or upgrade storage facilities, including finished water reservoirs, to prevent microbiological contaminants from entering the water system
 - Install or replace transmission and distribution piping to prevent contamination caused by leaks or breaks, or to improve water pressure to safe levels
 - Install meters
- ◆ Projects to restructure and consolidate water supplies to rectify a contamination problem, or to assist systems unable to maintain SDWA compliance for financial or managerial reasons (assistance must ensure compliance)
- ◆ Projects that purchase a portion of another system's capacity, if such purchase will cost-effectively rectify a SDWA compliance problem
- ◆ Land acquisition
 - ◆ Land must be integral to the project (i.e., needed to meet or maintain compliance and further public health protection such as land needed to locate eligible treatment or distribution facilities)
 - ◆ Acquisition must be from a willing seller
- ◆ Note: The cost of complying with the Uniform Relocation Assistance and Real Property Acquisition Policies Act of 1970 (the Uniform Act) is an eligible cost.
- ◆ Planning (including required environmental assessment reports), design, and construction costs associated with eligible projects.

APPENDIX F
Eligible and Ineligible Projects and Project-Related Costs
Under the Drinking Water State Revolving Loan Fund (DWRFL) Program
(continued)

EXAMPLES OF INELIGIBLE PROJECTS AND PROJECT RELATED COSTS

- ◆ Dams, or rehabilitation of dams
- ◆ Water rights, except if the water rights are owned by a system that is being purchased through consolidation as part of a capacity development strategy
- ◆ Reservoirs, except for finished water reservoirs and those reservoirs that are part of the treatment process and are located on the property where the treatment facility is located
- ◆ Drinking water monitoring costs
- ◆ Operation and maintenance costs
- ◆ Projects needed mainly for fire protection
- ◆ Projects for systems that lack adequate technical, managerial and financial capability, unless assistance will ensure compliance
- ◆ Projects for systems in significant noncompliance under the SDWA. Unless funding will ensure compliance
- ◆ Projects primarily intended to serve future growth

APPENDIX G
DEPARTMENT OF PUBLIC HEALTH AND ENVIRONMENT
WATER QUALITY CONTROL COMMISSION
5 CCR 1002-54
REGULATION NO. 54
DRINKING WATER GRANT FUND

54.1 AUTHORITY

Section 25-1.5-208, C.R.S., as amended, provides authority for the Drinking Water Grant Fund to provide financial assistance to eligible public water systems (PWS). Section 25-1.5-208(1)(b) provides that the Water Quality Control Commission (Commission) shall promulgate rules for the administration of any appropriated grant funds and for prioritizing projects based upon public health impact and compliance with applicable regulations.

54.2 PURPOSE

The purpose of the Drinking Water Grant Fund is to provide financial assistance to governmental agencies and not-for-profit public water systems as well as to counties representing unincorporated areas serving populations of not more than 5,000 people. Eligible projects include consolidation, planning, design and/or construction of water treatment systems.

An annual Intended Use Plan (IUP) is developed by the Water Quality Control Division (Division) and approved by the Commission. The IUP provides information about how the state will assist communities with their drinking water needs. Included in the IUP is the Project Eligibility List, which is a comprehensive list identifying drinking water project needs.

The project priority system is intended to establish priorities for the grant fund that protect and improve the public health and safety through increased reliability of drinking water supplies in Colorado.

54.3 DEFINITIONS

Section 1.5 of the Colorado Primary Drinking Water Regulations (CPDWR) contains additional definitions that may apply to this rule.

- (1) "Beneficial Use" - The use of water treatment plant sludge in conjunction with wastewater treatment plant sludge to act as a soil conditioner or low grade fertilizer for the promotion of vegetative growth on land and that meet the requirements of the state Biosolids Regulations.
- (2) "Consolidation" - A proposed new construction or expansion of a drinking water supply system that will eliminate one or more existing water supply or treatment works. A letter of intent or a resolution adopted by the project participants must be provided to the Division to guarantee the facilities will consolidate.
- (3) "Governmental Agencies" - Departments, Divisions, or other units of state government, special districts, water conservation districts, metropolitan water districts, conservancy districts, irrigation districts, municipal corporations, counties, cities and other political subdivisions, the United States

or any agency thereof, and any agency, commission, or authority established pursuant to an interstate compact or agreement.

- (4) "Health Hazard" - A situation where the Division has identified a maximum contaminant level (MCL) violation or a treatment technique violation. Funding for these projects must result in compliance with existing standards.
 - (a) An acute health hazard includes violations of Surface Water Treatment Rule (SWTR) treatment technique requirements, bacteriological standards, and nitrite/nitrate levels. Acute contaminant health effects can occur immediately or within a short period of time.
 - (b) A chronic health hazard includes violations of all MCLs (other than those listed as acute) or SWTR treatment technique requirements. Chronic contaminant health effects occur after years of exposure.
 - (c) A potential health hazard includes a situation where a PWS has periodically exceeded an MCL, has levels greater than 50 percent of an MCL on a regular basis, or has short term problems meeting a treatment technique requirement.
- (5) "Not-For-Profit Public Water Systems" - PWSs that are operated by entities such as homeowners associations that are registered as a nonprofit association or nonprofit corporation with the Colorado Secretary of State.
- (6) "Other Future Needs" - Those needs in situations where a facility is beyond the useful/design life and is in need of equipment replacement, rehabilitation or repair in order to maintain compliance or further the public health protection goals of the Safe Drinking Water Act.
- (7) "Project" A specific improvement to a public water system that may include planning, design, construction or consolidation.
- (8) "Public Water System" - (PWS) A system for the provision to the public of piped water for human consumption, if such system has at least fifteen service connections or regularly serves at least twenty-five individuals. Such term includes:
 - (a) Any collection, treatment, storage, and distribution facilities under control of the operator of such system and used primarily in connection with such system; and
 - (b) Any collection or pretreatment storage facilities not under such control, which are used primarily in connection with such system.
- (9) "Source Water Protection" - Structural or nonstructural source water protection activities done in addition to area delineation and contaminant assessment.
- (10) "Water Conservation" - Any structural or nonstructural water conservation measure that achieves a reduction in water consumption for a PWS or a publicly owned treatment works. Structural measures shall include installation of interior low-flow plumbing fixtures that are distributed and/or installed by the PWS or that are funded in whole or in part by the PWS and water meters that are funded and owned by the PWS. Nonstructural measures shall include but are not necessarily limited to: incentives for previously installed low-flow fixtures, leak detection or infiltration/inflow programs, public awareness, public education, and incentive water service charges.

54.4 INTENDED USE PLAN PROCEDURES

The Division is required to develop an IUP including a comprehensive list of eligible projects. Annually the Division will conduct a statewide survey of infrastructure needs to identify projects for Project Eligibility

List. The Division shall recommend the IUP to the Commission for final agency action at a public hearing, and shall also provide for public notice and an opportunity to comment.

The IUP shall include:

- (1) The Project Eligibility List,
- (2) Criteria and method used for distribution of funds,
- (3) Drinking Water Grant Fund Activities, and
- (4) Drinking Water Grant Fund Goals

54.5 PROJECT ELIGIBILITY LIST

The Project Eligibility List is the comprehensive list of eligible projects showing current and future infrastructure needs. Each year the Division shall review, update and compile additions and modifications to the Project Eligibility List and recommend such additions and modifications to the Commission.

Project Eligibility List Categories are determined based on information provided by the applicant during the Annual Eligibility List Survey process. If sufficient funds are not available to fund all requests projects will be funded in priority order. However, exceptions for funding out of priority order shall be allowed due to one or more of the following reasons:

- (1) The entity is not ready to proceed with the project;
- (2) The entity does not wish to participate in the grant fund, or they have received funding from other sources;
- (3) The entity (on the list) had an emergency situation occur during the funding year; or
- (4) The entity is not approved for funding because of technical deficiencies.

54.6 PRIORITY SYSTEM

All PWSs with identified infrastructure needs may be included in one of the categories listed below.

(1) Eligible Project Criteria

Categories were developed to emphasize the most immediate public health and compliance issues. Projects on the Project Eligibility List will be classified by category 1, 2, 3, 4, or 5 below, with "1" being the highest priority. Project Eligibility List Categories are determined based on information provided by the applicant during the Annual Eligibility List Survey process. Based upon receipt and review of a Preliminary Engineering Report and a grant application, the assigned Eligibility List Category may be revised, during the prioritization process, to more accurately reflect the proposed project.

(2) Categories By Priority Ranking

- (a) 1 - Acute Health Hazard. The Division has identified continuous violation of an acute maximum contaminant level (MCL) or a surface water treatment rule (SWTR) treatment technique requirement.
- (b) 2 - Chronic (long term) Health Hazard. The Division has identified a continuous violation of an MCL or an SWTR treatment technique requirement for a chronic contaminant.
- (c) 3 - Potential Acute Health Hazard. The PWS has periodically exceeded an acute MCL, has levels greater than 50 percent of an acute MCL on a regular basis, or has short term

problems meeting an SWTR treatment technique requirement that can be controlled temporarily by operational means.

- (d) 4 - Potential Chronic Health Hazard. The PWS has periodically exceeded a chronic MCL, has levels greater than 50 percent of a chronic MCL on a regular basis, or has short term problems meeting other treatment technique requirements.
- (e) 5 - Other Future Needs. The PWS is beyond the useful/design life and is in need of equipment replacement, rehabilitation or repair, in order to maintain compliance or further the public health protection goals of the Safe Drinking Water Act.

(3) Priority Point Assignments Within Each Category

If it is determined that the Drinking Water Grant Program Fund lacks sufficient funds to cover requests for all eligible projects that are ready to proceed, projects will be funded beginning with the highest priority categories. Category 1 projects will be funded prior to Category 2 projects, which will be funded prior to Category 3 projects, which will be funded prior to Category 4 projects, which will be funded prior to Category 5 projects.

Within each category, projects will be further prioritized using the following Priority Point Assignments.

- (a) Population. Points shall be assigned to a PWS based on the following schedule of population served by the project, with emphasis given to small communities:

25 to 1,000	20 points
1,001 to 3,300	15 points
3,301 to 10,000	10 points
Over 10,000	5 points
- (b) Financial Need. Points shall be assigned to a PWS in accordance with the following "financial need criteria:"
 - (i) Ability to pay (annual water service fee as a % of median household income):

over 3%	20 points
over 2%; up to 3%	15 points
over 1%; up to 2%	10 points
 - (ii) Local burden (total project cost per equivalent residential tap):

Over \$5,000	20 points
Over \$3,500	15 points
Over \$2,000	10 points
- (c) Consolidation. Fifteen points shall be assigned to a PWS if the project includes consolidating two or more PWS.
- (d) Water Conservation. Five points shall be assigned to a PWS if the PWS implements a water conservation measure.
- (e) Source Water Protection. Two points shall be assigned to a PWS if the governmental agency implements source water protection measures.

- (f) Beneficial Use of Sludge. Two points shall be assigned to a PWS if the governmental agency intends to utilize water treatment plant sludge for a beneficial use as defined herein.
- (g) Health Risk. To further clarify the ranking of PWS projects, the Division shall assign up to twenty points for PWS health risks. Determination of the health risk will be made based upon the type and level of contaminant present within categories.

54.7. FUNDING CRITERIA

Funding is dependent upon appropriations from the State Legislature and will be provided for eligible projects that may include consolidation costs, planning, design and/or construction costs. Funding may be provided when:

- (1) The public water system is ready to proceed with the project; and
- (2) A grant application is submitted to the Division by the deadline established in the annual IUP. The Division shall submit the application to the Division of Local Government for its review and determination of financial need; and
- (3) Funds are available. If it is determined that the Drinking Water Grant Program Fund lacks sufficient funds to cover grants for all eligible projects that are ready to proceed, projects will be funded beginning with the highest priority categories.

Grant funds cannot be used to reimburse for costs related to fees and/or penalties assessed by the Division.

54.8-54.9 RESERVED

54.10 STATEMENT OF BASIS AND PURPOSE

These rules establish a system to administer grant funds and to provide for a mechanism to prioritize eligible projects. The rules allow lower priority drinking water systems to receive funding ahead of systems with higher priority if the higher priority system does not apply for the funding or is not ready to proceed with its project.

The Drinking Water Grant Program will provide financial assistance to governmental agencies and not-for-profit public water systems serving populations of not more than 5,000 people for projects including consolidation, planning, design and/or construction of public water systems.

The Drinking Water Grant Program Plan, which includes eligible projects, will be developed by the WQCD and submitted to the Board of Health (Board) once each year. A public will be held by the Board to receive input on the Plan. Following the meeting, any changes will be incorporated and the final Plan shall be approved by the Board.

These rules are similar to those adopted by the Board for the Drinking Water Revolving Fund. The rules are also similar to those adopted by the Water Quality Control Commission (Commission) for the Water Pollution Control Revolving Fund and the Domestic Wastewater Treatment Grant Program. The rule adoption authority for wastewater rests with the Commission while the drinking water rules are adopted under the authority of the Board of Health.

54.11 STATEMENT OF BASIS AND PURPOSE (JULY 14, 2008 RULEMAKING, EFFECTIVE DATE JANUARY 1, 2009)

Sections 25-1.5-208 and 25-1.5-208(1)(b) C.R.S. provide the specific statutory authority for adoption of the attached regulatory amendments. The Commission also adopted, in compliance with section 24-4-103(4) C.R.S. the following statement of basis and purpose.

BASIS AND PURPOSE

Changes to Section 25-1.5-208 C.R.S. moved the authority for promulgating rules and approving the annual intended use plan from the Colorado Board of Health to the Water Quality Control Commission (Commission). Updates to these rules reflect this change in authority.

Changes to the Rules have also been made that streamline the Intended Use Plan process. The categorization and prioritization system that is included in the Drinking Water Revolving Loan Fund Rules have been incorporated into the Drinking Water Grant Program Rules. These revisions will enable the Division to develop one Intended Use Plan and Project Eligibility List, that will be used for both the grant and loan funds.

**APPENDIX H
Drinking Water Grant Program
2010 Private, Not For Profit Project Eligibility List**

Project Number	Elig Cat	Entity	Project Name	City	County	Project Description	Estimate Project Cost	Pop
100200D	2	Prowers County	A&B Water Association	Holly	Prowers	Construction of New Water Treatment Facilities; Improvement / Expansion of Water Treatment Facility; Connect To Existing Facility; Distribution / Transmission Lines Construction / Rehabilitation; Water Supply Facilities	\$200,000	103
000035D	3	Elbert County	Agate Water Association	Agate	Elbert	Consolidation of Water Treatment Facilities; Improvement / Expansion of Water Treatment Facility; Distribution / Transmission Lines Construction / Rehabilitation; Water Storage Facilities	\$286,000	120
050059D	2	Archuleta County	Alpine Lakes Ranch Water Company	Pagosa Springs	Archuleta	Improvement / Expansion of Water Treatment Facility; Distribution / Transmission Lines Construction / Rehabilitation; Water Supply Facilities	\$90,000	144
090060D	2	Weld County	Aristocrat Ranchette Water Project, Inc.	Ft. Lupton	Weld	Distribution / Transmission Lines Construction / Rehabilitation; Water Storage; Water Meters	\$1,590,000	100
030038D	3	Larimer County	Bald Mountain Water Association	Loveland	Larimer	Improvement / Expansion of Water Treatment Facility; Consolidation of Water Treatment Facilities; Distribution / Transmission Lines Construction / Rehabilitation; Water Storage Facilities	\$275,000	56
100208D	3	Bell Mountain Ranch MD	Bell Mountain Ranch Metropolitan District	Castle Rock	Douglas	Construction of New Water Treatment Facilities; Improvement / Expansion of Water Treatment Facility; Connect To Existing Facility; Distribution / Transmission Lines Construction / Rehabilitation; Water Supply Facilities	\$600,000	640
010041D	2	Larimer County	Big Elk Meadows Water Association	Big Elk Meadows Subd	Larimer	Distribution / Transmission Lines Construction / Rehabilitation; Water Storage Facilities	\$100,000	400
100206D	3	La Plata County	Blue Sky Ranch Association of Owners, Inc.	Durango	La Plata	Improvement / Expansion of Water Treatment Facility	\$28,000	160
030034D	3	Kiowa County	Brandon Water Association	Brandon	Kiowa	Improvement / Expansion of Water Treatment Facility; Distribution / Transmission Lines Construction / Rehabilitation; Water Storage Facilities	\$176,799	30
050060D	3	Larimer County	Buckhorn United Methodist Camp	Bellevue	Larimer	Water Supply Facilities	\$15,000	100
100204D	2	El Paso County	Camelot Property Owners Association	Falcon	El Paso	Construction of a New Water Treatment Facility; Improvement / Expansion of Water Treatment Facility; Water Supply Facilities; Source Water Protection Plan Implementation	\$1,240,000	70
030014D	3	Delta and Montrose Counties	Cathedral Water Company	Crawford	Delta	Improvement / Expansion of Water Treatment Facility; Distribution / Transmission Lines Construction / Rehabilitation; Water Storage Facilities	\$190,000	220
040012D	3	La Plata County	Claude Decker Subdivision Pipeline	Bayfield	La Plata	Distribution / Transmission Lines Construction / Rehabilitation; Water Storage Facilities; Water Meters	\$50,000	25
100203D	1	Boulder County	Colorado Mountain Ranch / Mountain Summers	Boulder	Boulder	Improvement / Expansion of Water Treatment Facility	\$15,000	200
050061D	1	Delta County	Companyalby Domestic Water Company	Cedaredge	Delta	New Regional Water Treatment Facilities	\$100,000	1,380
100202D	3	Boulder County	Countryside Montessori School	Boulder	Boulder	Improvement / Expansion of Water Treatment Facility	\$50,000	50
090019D	3	Delta County	Crawford Mesa Water Association	Crawford	Delta	Distribution / Transmission Lines Construction / Rehabilitation; Water Storage Facilities; Water Meters; Source Water Protection Plan Implementation	\$1,000,000	550
990015D	3	Crowley County	Crowley County Water Association	Ordway	Crowley	Distribution / Transmission Lines Construction / Rehabilitation; Water Storage Facilities	\$1,300,000	530
050062D	3	Jackson County	Eagle's Watch Mutual Water Company	Walden	Jackson	Improvement / Expansion of Water Treatment Facility; Distribution / Transmission Lines Construction / Rehabilitation; Water Storage Facilities; Water Meters	\$106,000	100
090061D	2	Otero County	East End WUA	Rocky Ford	Otero	Improvement / Expansion of Water Treatment Facility; Connect To Existing Facility; Distribution / Transmission Lines Construction / Rehabilitation	\$1,000,000	70
030006D	1	Boulder County	Eldorado Artesian Springs, Inc.	Boulder	Boulder	Improvement / Expansion of Water Treatment Facility; Distribution / Transmission Lines Construction / Rehabilitation; Water Storage Facilities; Water Supply Facilities; Water Meters	\$373,500	150
010012D	2	Otero County	Eureka Water Company (2)	La Junta	Otero	Improvement / Expansion of Water Treatment Facility; Distribution / Transmission Lines Construction / Rehabilitation; Water Storage Facilities	\$1,649,000	330

**APPENDIX H
Drinking Water Grant Program
2010 Private, Not For Profit Project Eligibility List**

Project Number	Elig Cat	Entity	Project Name	City	County	Project Description	Estimate Project Cost	Pop
040017D	2	Otero County	Fayette Water Association	Rocky Ford	Otero	Construction of a New Water Treatment Facility; Improvement / Expansion of Water Treatment Facility; Connect To Existing Facility; Distribution / Transmission Lines Construction / Rehabilitation; Source Water Protection Plan Implementation	\$910,000	56
010048D	3	Teller County	Forest Glen Sports Association	Florissant	Teller	Improvement / Expansion of Water Treatment Facility; Consolidation of Water Treatment Facilities; Distribution / Transmission Lines Construction / Rehabilitation	\$240,000	49
030058D	3	Routt County	Fox Estates HOA	Steamboat Springs	Routt	Improvement / Expansion of Water Treatment Facility; Water Supply Facilities	\$130,000	50
030013D	1	Delta and Montrose Counties	Fruitland Domestic Water Company	Crawford	Montrose	Improvement / Expansion of Water Treatment Facility; Distribution / Transmission Lines Construction / Rehabilitation	\$500,000	350
050063D	3	Arapahoe County	Galbraith Estates	Strasburg	Arapahoe	Improvement / Expansion of Water Treatment Facility	\$300,000	35
050064D	3	Costilla County	Garcia Domestic Water Users Association	Garcia	Costilla	Improvement / Expansion of Water Treatment Facility; Distribution / Transmission Lines Construction / Rehabilitation	\$200,000	100
090038D	3	Delta County	Ginters Grove Domestic Water Corporation	Cedaredge	Delta	Construction or Rehabilitation of Distribution and/or Transmission Lines	\$350,000	90
070003D	3	Larimer County	Glacier View Meadows WS Association	Livermore	Larimer	Construction or Rehabilitation of Distribution and/or Transmission Lines	\$350,000	500
030057D	3	Prowers County	Granada Water Association	Lamar	Prowers	Improvement / Expansion of Water Treatment Facility; Distribution / Transmission Lines Construction / Rehabilitation; Water Supply Facilities; Water Meters	\$170,000	375
090023D	3	Conejos County	Guadalupe Water Association	Antonito	Conejos	Water Storage Facilities	\$100,000	54
040018D	2	Otero County	Hancock Water Inc	Rocky Ford	Otero	Improvement / Expansion of Water Treatment Facility	\$100,000	135
100205D	3	La Plata County	Happy Scenes Water System #1, Inc.	Bayfield	La Plata	Construction of a New Water Treatment Facility; Consolidation of Water Treatment Facilities; Construction or Rehabilitation of Distribution and/or Transmission Lines; Water Storage Facilities	\$333,000	104
010004D	3	Bent County	Hasty Water Company	Hasty	Bent	Construction of a New Water Treatment Facility; Consolidation of Water Treatment Facilities; Distribution / Transmission Lines Construction / Rehabilitation	\$950,000	220
100207D	3	La Plata County	Heartwood Cohousing	Bayfield	La Plata	Water Supply Facilities; Green Infrastructure, Water Efficiency or Energy Efficiency	\$30,000	75
050076D	1	La Plata County	Hesperus Baptist Church	Hesperus	La Plata	Improvement / Expansion of Water Treatment Facility; Water Supply Facilities	\$60,000	137
090062D	2	Jefferson County	Hidden Valley Mutual WC	Evergreen	Jefferson	Construction of New Water Treatment Facilities; Improvement / Expansion of Water Treatment Facility; Connect To Existing Facility; Distribution / Transmission Lines Construction / Rehabilitation; Water Supply Facilities	\$250,000	155
030046D	3	Otero County	Hilltop Water Company	Rocky Ford	Otero	Improvement / Expansion of Water Treatment Facility; Distribution / Transmission Lines Construction / Rehabilitation	\$155,000	290
100201D	2	Otero County	Holbrook Center Soft Water Association	La Junta	Otero	Improvement / Expansion of Water Treatment Facility; Distribution / Transmission Lines Construction / Rehabilitation	\$90,000	50
100065D	3	Larimer County	Hondius Water Users Association	Fort Collins	Larimer	Construction or Rehabilitation of Distribution and/or Transmission Lines; Water Storage Facilities	\$600,000	300
080099D	2	Adams County	Hope Ditch Company	Brighton	Adams	Improvement / Expansion of Water Treatment Facility; Distribution / Transmission Lines Construction / Rehabilitation; Water Storage Facilities; Water Supply Facilities; Water Meters	\$175,000	75
010021D	1	Lincoln County	Karval Water Users Inc	Karval	Lincoln	Improvement / Expansion of Water Treatment Facility	\$300,000	129
030056D	3	Pitkin County	KK Water Association	Basalt	Pitkin	Distribution / Transmission Lines Construction / Rehabilitation; Water Storage Facilities; Water Meters	\$240,000	52
010045D	2	Grand County	Lake Forest Mutual Water Company	Granby	Grand	Improvement / Expansion of Water Treatment Facility	\$50,000	215
050065D	3	Yuma County	Liberty School District J-4	Joes	Yuma	Improvement / Expansion of Water Treatment Facility; Distribution / Transmission Lines Construction / Rehabilitation	\$18,000	100
060001D	3	Jefferson County	Lookout Mt. Crest HOA	Golden	Jefferson	Distribution / Transmission Lines Construction / Rehabilitation	\$400,000	1,500

**APPENDIX H
Drinking Water Grant Program
2010 Private, Not For Profit Project Eligibility List**

Project Number	Elig Cat	Entity	Project Name	City	County	Project Description	Estimate Project Cost	Pop
050066D	3	Douglas County	Louviers Mutual Service Company	Louviers	Douglas	Improvement / Expansion of Water Treatment Facility; Distribution / Transmission Lines Construction / Rehabilitation; Water Supply Facilities	\$2,550,000	300
100021D	3	Larimer County	Lower Venner Ranch Assn, Upper Venner Ranch Assn, Koral Heights Property Owners Association; Little Prospect Acres Subdivision	Fort Collins	Larimer	Consolidation of Water Treatment Facilities; Construction or Rehabilitation of Distribution and/or Transmission Lines; Water Storage Facilities	\$2,000,000	414
090063D	2	Prowers County	May Valley WC	Wiley	Prowers	Construction of New Water Treatment Facilities; Improvement / Expansion of Water Treatment Facility; Connect To Existing Facility; Distribution / Transmission Lines Construction / Rehabilitation; Water Supply Facilities	\$250,000	1,500
030003D	3	Bent County	McClave Water Association	McClave	Bent	Improvement / Expansion of Water Treatment Facility; Distribution / Transmission Lines Construction / Rehabilitation; Water Supply	\$510,000	500
030007D	3	Boulder County, Meadow Mountain WS	Meadow Mountain Water System	Allenspark	Boulder	Improvement / Expansion of Water Treatment Facility; Distribution / Transmission Lines Construction / Rehabilitation	\$150,000	80
960121D	3	Costilla County	Mesita Township WUA	Mesita	Costilla	Improvement / Expansion of Water Treatment Facility; Water Storage Facilities	\$80,000	200
090064D	2	Las Animas County	Model WA	Model	Las Animas	Construction of New Water Treatment Facilities; Improvement / Expansion of Water Treatment Facility; Connect To Existing Facility; Distribution / Transmission Lines Construction / Rehabilitation; Water Supply Facilities	\$250,000	27
020016D	1	Grand County	Moraine Park Water System	Granby	Grand	Consolidation of Water Treatment Facilities; Distribution / Transmission Lines Construction / Rehabilitation	\$510,000	550
020039D	3	Lake County	Mount Elbert Water Association	Twin Lakes	Lake	Improvement / Expansion of Water Treatment Facility; Distribution / Transmission Lines Construction / Rehabilitation; Water Storage Facilities; Water Supply Facilities	\$290,000	200
040004D	2	Chaffee County	Mount Princeton HOA	Nathrop	Chaffee	Improvement / Expansion of Water Treatment Facility	\$48,177	38
050068D	3	Adams County	Mountain View WUA	Brighton	Adams	Distribution / Transmission Lines Construction / Rehabilitation; Water Meters	\$105,000	50
070030D	3	Gunnison County	Murdie HOA	Almont	Gunnison	New Drinking Water Treatment Plant; Distribution / Transmission Lines Construction / Rehabilitation; Water Storage Facilities	\$20,000	60
030047D	2	Otero County	New Dale - Grand Valley Water Company	Rocky Ford	Otero	Improvement / Expansion of Water Treatment Facility; Distribution / Transmission Lines Construction / Rehabilitation; Water Supply Facilities	\$280,000	576
030024D	3	Garfield County	No Name Creek Water Association	Glenwood Springs	Garfield	Water Storage Facilities	\$100,000	160
090065D	2	Otero County	North Holbrook WC	Rocky Ford	Otero	Construction of New Water Treatment Facilities; Improvement / Expansion of Water Treatment Facility; Connect To Existing Facility; Distribution / Transmission Lines Construction / Rehabilitation; Water Supply Facilities	\$250,000	40
010039D	1	Adams County	North Washington Water Users Association	Eastlake	Adams	Water Supply Facilities	\$550,000	130
080097D	3	Garfield County	Oak Meadows Water Association	Glenwood Springs	Garfield	Improvement / Expansion of Water Treatment Facility; Distribution / Transmission Lines Construction / Rehabilitation; Water Storage Facilities; Water Supply Facilities	\$1,300,000	64
050069D	1	Pueblo County	O'Neal Water System	Baxter	Pueblo	Distribution / Transmission Lines Construction / Rehabilitation	\$295,000	640
030030D	2	Jefferson County	Park Water Company	Evergreen	Jefferson	Construction of New Water Treatment Facilities; Improvement / Expansion of Water Treatment Facility; Distribution / Transmission Lines Construction / Rehabilitation; Water Supply Facilities	\$500,000	100
040019D	2	Otero County	Parkdale Water Company	La Junta	Otero	Improvement / Expansion of Water Treatment Facility	\$100,000	4,178
000040D	2	Otero County	Patterson Valley Water Company	La Junta	Otero	Consolidation of Water Treatment Facilities; Distribution / Transmission Lines Construction / Rehabilitation; Water Storage Facilities; Water Supply Facilities; Water Meters	\$1,178,000	96
980242D	3	La Plata County	Pine River Ranch	Bayfield	La Plata	Distribution / Transmission Lines Construction / Rehabilitation; New Drinking Water Treatment Plant	\$11,608,000	2,000
060020D	2	Pitkin County	Pitkin Iron Homeowners' Association	Aspen	Pitkin	Improvement / Expansion of Water Treatment Facility	\$100,000	50
050077D	3	Pitkin County	Prince Creek HOA	Carbondale	Pitkin	Improvement / Expansion of Water Treatment Facility	\$300,000	50
090018D	3	Larimer County	Red Feather Lakes	Fort Collins	Larimer	Connect to Existing Facility; Water Supply Facilities	\$1,500,000	500

**APPENDIX H
Drinking Water Grant Program
2010 Private, Not For Profit Project Eligibility List**

Project Number	Elig Cat	Entity	Project Name	City	County	Project Description	Estimate Project Cost	Pop
010046D	2	Park County	Red Hill Forest Property Owners Association	Fairplay	Park	Improvement / Expansion of Water Treatment Facility; Consolidation of Water Treatment Facilities; Water Supply Facilities	\$224,000	165
020013D	3	Eagle County	Red Table Acres HOA	Eagle	Eagle	Distribution / Transmission Lines Construction / Rehabilitation	\$680,000	150
030066D	3	Teller County	Rosewood Hills Prop & HOA	Woodland Park	Teller	Water Storage Facilities; Water Supply Facilities	\$81,000	110
050070D	3	Eagle County	Ruedi Shores Subdivision	Basalt	Eagle	Improvement / Expansion of Water Treatment Facility; Distribution / Transmission Lines Construction / Rehabilitation; Water Storage Facilities	\$150,000	160
000029D	3	Costilla County	San Acacio Domestic Water Association	San Acacio	Costilla	Distribution / Transmission Lines Construction / Rehabilitation; Water Storage Facilities	\$15,000	60
000030D	3	Park County	Shawnee WCA	Shawnee	Park	Improvement / Expansion of Water Treatment Facility; Distribution / Transmission Lines Construction / Rehabilitation	\$15,000	40
090066D	2	Kiowa County	Sheridan Lake WC	Sheridan Lake	Kiowa	Construction of New Water Treatment Facilities; Improvement / Expansion of Water Treatment Facility; Distribution / Transmission Lines Construction / Rehabilitation; Water Storage Facilities; Water Supply Facilities; Water Meters; Source Water Protection Plan Implementation; Green Infrastructure, Water Efficiency, Energy Efficiency	\$895,000	66
020036D	3	Larimer County	Sky Ranch Lutheran Camp	Fort Collins	Larimer	Connect to Existing Facility; Distribution / Transmission Lines Construction / Rehabilitation; Water Storage Facilities	\$190,000	250
070001D	2	Otero County	South Swink Water Company	Swink	Otero	Improvement / Expansion of Water Treatment Facility; Consolidation of Water Treatment Facilities; Water Storage Facilities	\$1,000,000	600
050071D	1	Las Animas County	Spanish Peaks Landowners Association	Pueblo West	Las Animas	Improvement / Expansion of Water Treatment Facility; Distribution / Transmission Lines Construction / Rehabilitation; Water Storage Facilities; Water Meters	\$100,000	150
050072D	3	Walsenburg, City of	Toltec WUA	Walsenburg	Huerfano	Distribution / Transmission Lines Construction / Rehabilitation	\$500,000	3,300
010049D	3	Teller County	Tranquil Acres Water Supply	Woodland Park	Teller	Connect to Existing Facility; Improvement / Expansion of Water Treatment Facility; Distribution / Transmission Lines Construction / Rehabilitation; Water Supply Facilities	\$1,400,000	320
050073D	3	Arapahoe County	Travois Subdivision	Aurora	Arapahoe	Improvement / Expansion of Water Treatment Facility	\$300,000	300
090067D	2	El Paso County	Turkey Canon Ranch WD	Colorado Springs	El Paso	Construction of New Water Treatment Facilities; Improvement / Expansion of Water Treatment Facility; Connect To Existing Facility; Distribution / Transmission Lines Construction / Rehabilitation; Water Supply Facilities	\$250,000	75
040020D	2	Otero County	Valley Water Company	Rocky Ford	Otero	Improvement / Expansion of Water Treatment Facility	\$100,000	270
030037D	3	La Plata County	Van Den Berg Metropolitan District - Van Den Berg HOA	Ignacio	La Plata	Connect to Existing Facility	\$445,000	110
030048D	2	Otero County	Vroman Water Company	Manzanola	Otero	Improvement / Expansion of Water Treatment Facility; Distribution / Transmission Lines Construction / Rehabilitation; Point of Use Ro Systems	\$60,000	155
000019D	3	Weld County	Wattensburg Improve Association	Wattensburg	Weld	Water Storage Facilities	\$175,000	500
030049D	3	Otero County	West Grand Valley Water	Rocky Ford	Otero	Consolidation of Water Treatment Facilities; Distribution / Transmission Lines Construction / Rehabilitation; Water Storage Facilities; Water Meters; Land Acquisition	\$265,000	85
090069D	3	Southgate WD	Willow Creek HOA	Englewood	Arapahoe	Distribution / Transmission Lines Construction / Rehabilitation; Water Meters	\$500,000	365
080098D	3	Teller County	Woodland West Water Users Association	Woodland Park	Teller	Connect to Existing Facility; Distribution / Transmission Lines Construction / Rehabilitation; Water Supply Facilities	\$300,000	120

Total: \$49,904,476

APPENDIX I

STATE DRINKING WATER GRANT FUND

RESERVED FOR FUTURE YEARS APPROPRIATIONS

(NO APPROPRIATION SINCE FY 2006/2007)

ADDENDUM #1

**STATE OF COLORADO
2009/2010**

**DRINKING WATER REVOLVING FUND
AND
STATE DRINKING WATER GRANT FUND
INTENDED USE PLAN**

WQCC Approved: May 29, 2009
Amended: November 9, 2009

ADDENDUM # 1

**COLORADO DEPARTMENT OF PUBLIC HEALTH AND ENVIRONMENT
WATER QUALITY CONTROL DIVISION**

**Drinking Water Revolving Fund
And
State Drinking Water Grant Fund**

**2009/2010 Intended Use Plan
AMERICAN RECOVERY AND REINVESTMENT ACT (ARRA) OF 2009**

TABLE OF CONTENTS

A. Introduction 1

B. List of ARRA Projects 1

C. Criteria and Methods for Distributing ARRA Funds 2

D. ARRA Interest Rates and Loan/Loan Forgiveness Terms 4

E. Green Infrastructure, Water or Energy Efficiency Improvements, and other Environmentally Innovative Activities 4

F. Administrative Expenses 5

G. ARRA Short and Long-term Goals 6

H. Additional Federal Requirements 6

I. Public Review and Comments 7

- Appendix J – Category 6 Additions to the 2009 Project Eligibility List
- Appendix K– ARRA Project Priority/Fundable List for 2009
- Appendix L – Project Category Ranking for Potential ARRA Funding
- Appendix M – Governor’s Certification of ARRA Projects

Addendum #1

Colorado Department of Public Health and Environment Drinking Water Revolving Fund And State Drinking Water Grant Fund

2009/2010 Intended Use Plan AMERICAN RECOVERY AND REINVESTMENT ACT (ARRA) OF 2009

A. INTRODUCTION

The purpose of this addendum is to provide public notice of Colorado's implementation criteria for the American Recovery and Reinvestment Act of 2009 (ARRA) funds, and to provide the United States Environmental Protection Agency (EPA) with an amended 2009 Intended Use Plan (IUP) and a List of ARRA Projected Loans for 2009 in order to seek a federal grant award under the ARRA. The initial 2009 IUP was approved by the Colorado Water Quality Control Commission (WQCC) on November 10, 2008 with an effective date of January 1, 2009.

This addendum supplements and amends the initial 2009 IUP that took effect on January 1, 2009. This addendum adds new drinking water capital projects that may be eligible for funds that have been appropriated to Colorado under the ARRA. Any conflict between the initial 2009 IUP and this addendum, if such conflict relates to ARRA funds, shall be resolved in favor of this addendum. The amended 2009 IUP will serve as the planning document for the operations of the Drinking Water Revolving Fund (DWRF) (including the ARRA funds), and will become effective immediately upon WQCC approval.

Final EPA guidance concerning ARRA funds indicates that States' amended IUPs should include the following:

- A Project Eligibility List (PEL) of projects in the State that are eligible for assistance under section 1452 (b)(3)(B) of the Safe Drinking Water Act (SDWA) and are to be assisted pursuant to the plan.
- The list must include the name of the public water system, a description of the project, the category assigned to the project, the expected terms of financial assistance, and the size of the community served.
- In addition, the IUP must contain a description of the intended uses of the 50% additional subsidization reserve and the 20% provision for "green infrastructure" projects.
- The Project/Priority Fundable List must contain eligible projects where the total cost of assistance requested is at least equal to the amount of the grant being applied for before a grant can be awarded.
- The Project/Priority Fundable List must also contain a comprehensive list of projects that may receive Drinking Water Revolving Fund assistance from the supplemental appropriation provided under the ARRA or from other sources.
- The criteria and method established for the distribution of funds.

B. LIST OF ARRA PROJECTS

States are required to develop a comprehensive list of eligible projects for funding and to identify projects that will receive funding. The 2009 DWRF and State Drinking Water Grant Fund PEL was previously approved by the WQCC on November 10, 2008. The previously approved list includes Categories 1-5, and illustrates the current construction needs for all identified eligible drinking water projects, including source water projects, water conservation projects, and water treatment plant sludge projects.

To further ensure that all additional funds appropriated to Colorado under the ARRA are fully utilized, the WQCC held a rulemaking hearing on March 9, 2009. The WQCC amended WQCC Regulation #52 (5 CCR 1002-52) and established an additional category (Category 6) of eligible projects for potential

funding. The projects being added are listed as Category 6 projects in the Additions to the 2009 Project Eligibility List (Appendix J). Category 6 additions include those projects that are seeking funding under the ARRA and that were not already on the PEL as of January 1, 2009. Projects in Categories 1-5 that qualify for ARRA funds will be given consideration prior to funding of Category 6 projects.

Based on the information received by May 14, 2009, including Preliminary Engineering Reports, Loan Applications, and Technical Managerial and Financial Capacity Assessment Worksheets, the WQCD developed Appendix K - ARRA Project Priority/Fundable List for 2009.

C. CRITERIA AND METHODS FOR DISTRIBUTING ARRA FUNDS

1. Application and Other Administrative Deadlines

In accordance with the ARRA, priority for ARRA funds shall be given to projects on the PEL that are ready to proceed to construction within 12 months of the date of enactment of the ARRA. Colorado has chosen to identify an earlier date of September 30, 2009. Thus, in Colorado, projects that are ready to proceed to construction by September 30, 2009 will receive priority for ARRA funds. Applicants for ARRA funding must indicate in their application whether they have a ready-to-proceed-to-construction date on or before September 30, 2009.

The State must demonstrate that it can fully utilize its ARRA appropriation, in order to avoid the possibility of EPA reallocating such funds to other States. It is therefore imperative that recipients of ARRA funds consistently demonstrate that they are on track to commence construction by September 30, 2009. Colorado has adopted interim milestones to achieve this objective. If an applicant for ARRA funds fails to meet any of these milestones, it will not receive ARRA funding, and any funds available to that project will go towards the next project on the Project Priority/Fundable List. The State will not execute a loan for any ARRA project that has not received all required WQCD approvals. The milestones are as follows:

March 23, 2009: Submit an approvable Preliminary Engineering Report (PER) along with a completed PER checklist.

April 27, 2009: Submit a stimulus loan application and complete Technical, Managerial and Financial Capacity Assessment worksheets and applicable documentation.

May 31, 2009: Submit a complete/approvable Engineering Report in accordance with the Design Criteria for Potable Water Systems
<http://www.cdphe.state.co.us/wq/engineering/pdf/DesignCriteriaPotableWaterSystem.pdf>.
The Engineering Report must be approved by WQCD prior to submittal of Plans and Specifications.

June 30, 2009: Submit complete/approvable Plans and Specifications (in accordance with the Design Criteria for Potable Water Systems) and an Environmental Assessment Report, or proof that the project qualifies as a categorical exclusion from the environmental assessment process.

July 31, 2009: Fully respond to any WQCD questions and comments.

September 30, 2009: Complete bidding process, issue Notice to Proceed, and begin construction.

Should a project fail to meet the construction start date of September 30, funds will be reallocated, or the WQCD reserves the right to determine if there is sufficient cause for the delay and that the delay will not preclude use of the ARRA funds by the federal statutory deadline. The WQCD would need to approve any change order associated with

the delay. If the ARRA funds are reallocated any Category 1-5 projects will be eligible for prioritization for SRF funding.

Because one of the ARRA project bids came in much lower than anticipated, and one governmental agency's charter restricts acceptance of a portion of its ARRA 0% loan, slightly more than \$5 million is still available to be obligated prior to the February 17, 2010 deadline. Thus, the WQCD continued down the ARRA Fundable List (Appendix K) in priority ranking order to identify additional projects to receive this funding. The WQCD is currently working with these governmental agencies to ensure that all ARRA-funded projects are under contract on or prior to the ARRA deadline. The following deadline is hereby established for the new projects now under consideration for funding:

December 31, 2009: Satisfy all requirements, secure funding, complete bidding process, issue Notice to Proceed, and begin construction.

The funding agreements entered into between the Authority and the initial recipients of ARRA principal forgiveness and loans contain a deadline that may result in some funds ultimately being reallocated to other projects. The relevant language is as follows: "The Governmental Agency acknowledges that the loan is to fund actual engineering, equipment, and construction contracts, and other eligible cost for the project. Any ARRA funds not obligated for actual engineering, equipment and construction contracts, and other eligible cost by December 31, 2009 may be reduced accordingly." If recipients cannot obligate all funds as required by this provision thus rendering such funds available for other projects, the WQCD will reallocate the funds as follows:

- The WQCD will proceed down the ARRA Fundable List (Appendix K) in priority ranking order to provide additional ARRA funds to initially-funded governmental agencies whose project bids came in high, thus necessitating a scaling back of their original projects in order to meet the September 30, 2009, construction deadline.
- If all of the original projects as referenced in the paragraph above receive full funding and funds are still available, the WQCD will continue to proceed down the ARRA Fundable List in priority ranking order to obligate the remaining funds to a governmental agency or agencies who are ready to proceed.
- The WQCD reserves the right to establish new milestones and/or deadlines for such projects in order to ensure that all ARRA-funded projects are under contract for construction by the February 17, 2010, deadline.

If after February 17, 2010, additional funds become available as the result of a national reallocation of unused funds from other States, the WQCD will continue proceeding down the ARRA Fundable List (Appendix K) in order to fund additional projects. In such case, the WQCD reserves the right to establish new milestones and/or deadlines to meet any new deadlines set by the ARRA Act and the EPA Administrator.

2. Funding Categorization and Prioritization

Colorado uses a categorization and prioritization system to ensure the efficient and appropriate allocation of federal SRF monies. The State will employ this system in connection with ARRA funds, and projects will be funded in a priority order as outlined below. The State's existing PEL consists of six categories, with Category 6 recently added:

Project Priority System

Colorado's project priority system is set forth in the DWRF Rules, Regulation #52. The Rules include the following categories by priority ranking:

Priority 1 Acute Health Hazard:

The WQCD has identified continuous violation of an acute maximum contaminant level (MCL) or a surface water treatment rule (SWTR) treatment technique requirement.

Priority 2 Chronic (Long Term) Health Hazard:

The WQCD has identified a continuous violation of an MCL or an SWTR treatment technique requirement for a chronic contaminant.

Priority 3 Potential Acute Health Hazard:

The public water system (PWS) has periodically exceeded an acute MCL, has levels greater than 50 percent of an acute MCL on a regular basis, or has short-term problems meeting an SWTR treatment technique requirement that can be controlled temporarily by operational means.

Priority 4 Potential Chronic Health Hazard:

The PWS has periodically exceeded a chronic MCL, has levels greater than 50 percent of a chronic MCL on a regular basis, or has short-term problems meeting other treatment technique requirements.

Priority 5 Other Future Needs:

The PWS is beyond the useful/design life and is in need of equipment replacement, rehabilitation or repair, in order to maintain compliance or further the public health protection goals of the SDWA.

Priority 6 Funding under ARRA (Category 6):

Includes those projects that seek funding only under ARRA and that were not already on the PEL as of January 1, 2009. Projects in Categories 1-5 that qualify for funding under ARRA will be given consideration prior to funding of Category 6 projects.

The State will use its existing point system within WQCC Regulation #52 to prioritize projects within each category. See 5 CCR 1002-52, § 52.6(4). If it is determined that the State lacks sufficient ARRA funds to cover loans and loan subsidization for all eligible projects, Category 1 projects that are ready to proceed to construction will be funded prior to Category 2 projects, which will be funded prior to Category 3 projects, which will be funded prior to Category 4 projects, which will be funded prior to Category 5 projects, which will be funded prior to Category 6 projects - until all funds are obligated.

D. ARRA INTEREST RATES AND LOAN/LOAN FORGIVENESS TERMS

The following ARRA loan/loan forgiveness terms have been adopted by the Colorado Water Resources and Power Development Authority (Authority) Board:

<u>Background:</u>	Pursuant to the ARRA, not less than 50% of the ARRA funds will be applied to principal forgiveness as set forth below. It is the intention of this IUP that the balance of ARRA funds beyond approximately 50% will be made available through loans without principal forgiveness.
<u>Loan Term:</u>	Up to 20 Years plus the construction period (except for those DWRP loans that would qualify as disadvantaged could go up to 30 years).
<u>Interest Rate ARRA Loans:</u>	ARRA loans will be issued at an interest rate of 0%.
<u>Administrative Fees on ARRA Loans:</u>	No administrative fees will be charged on ARRA funded loans.

Principal Forgiveness:

Principal forgiveness of up to \$2,000,000 per project will be provided to the highest prioritized projects until such time as the amount of ARRA funds so applied is not less than 50% of the total ARRA funds available; recognizing, however, that depending upon the costs and priority list order of individual projects funded by ARRA funds, the total applied to principal forgiveness may slightly exceed 50%. Project cost in excess of \$2,000,000 for individual projects funded by ARRA funds will not be eligible for principal forgiveness.

For unobligated capitalization grant funds and re-loan funds, additional subsidization from the current loan program terms, including lower direct loan interest rates and lower leveraged loan interest rates, will be considered by the Authority, Department of Local Affairs, the WQCD and the WQCC.

E. GREEN INFRASTRUCTURE, WATER OR ENERGY EFFICIENCY IMPROVEMENTS, AND OTHER ENVIRONMENTALLY INNOVATIVE ACTIVITIES

The ARRA requires that, to the extent there are sufficient eligible project applications, not less than 20% of the ARRA funds appropriated to a State shall be used for projects to address green infrastructure, water or energy efficiency improvements, or other environmentally innovative activities.

The State will rely upon the definitions of the terms “green infrastructure,” “water efficiency,” “energy efficiency,” and “environmentally innovative projects” as found in Attachment 8 to EPA’s ARRA Guidance dated March 2, 2009, to guide its administration of the ARRA’s green projects component. The general terms “green projects” and “green components of projects” as used herein are intended to include all of these categories of projects. The WQCD will also rely upon the project descriptions and examples of qualifying projects contained in Attachment 8 to EPA’s Guidance in determining whether certain projects meet EPA’s green project criteria. The WQCD will also consider any subsequent policy and/or guidance provided by EPA in making green project determinations. The WQCD will document the bases for each of its determinations that individual projects (or components of projects) meet EPA’s green project criteria.

The following is a description of how the State will strive to achieve the ARRA’s 20% green projects funding goal within the framework of the category ranking system for projects established in Regulation #52 and this IUP. Upon receipt of the ARRA capitalization grant from EPA, Colorado will reserve 20% of the appropriated funds to finance green projects. This account will be referred to as the “Green Project Reserve Account.” The remaining 80% of the appropriated funds may be used to finance both conventional (non-green) projects and green projects. This account will be referred to as the “Unrestricted Account.”

The WQCD will begin by offering funding to the highest ranking Category 1 project on the Project Eligibility List (PEL) that is ready to proceed to construction, and will continue down the list in order of project ranking until the Unrestricted Account is entirely utilized. Green projects or green components of projects will be funded from the Green Project Reserve Account, while conventional projects and conventional components of projects will be funded from the Unrestricted Account.

Once the funds in the Unrestricted Account are fully utilized, the WQCD will make a concerted effort to expend any and all remaining monies in the Green Project Reserve Account by funding only green projects or green components of projects. This may lead to certain conventional projects being “skipped over” in an effort to achieve the 20% green infrastructure goal. It may also result in split funding of some projects whereby the green components are eligible for ARRA funding and the conventional components are eligible for other State financial assistance. Entities offered ARRA funding for the green components of their projects must be ready to make an immediate decision as to whether they wish to accept the condition that the ARRA-specific requirements (i.e. the Davis-Bacon wage rate and “Buy American” provisions) will apply to all State-funded components of their projects. If an entity is not willing to accept

this condition, then the WQCD will move to the next project on the PEL to offer funding. This process of proceeding down the PEL in priority order to identify green projects or green components of projects will continue until all funds in the Green Project Reserve Account have been utilized.

In the event the State cannot meet the 20% goal due to lack of green projects that are ready to proceed to construction by the September 30, 2009 deadline, then the State will request permission from EPA (through the certification process in Section V.C. of EPA's Guidance) to allow use of any remaining funds in the Green Project Reserve Account for conventional projects. If EPA accepts the State's certification thereby allowing such conversion of funds, the WQCD would offer funding to the first conventional project on the PEL that was skipped after the Unrestricted Account funds were fully utilized, and would proceed down the list from that point.

In the event that the State receives additional ARRA funds in the future, the priority ranking system contained in the Regulations and this IUP, along with any additional formal EPA Guidance, shall serve as the system for administering such funds.

F. ADMINISTRATIVE EXPENSES

A 4 percent administrative allocation from the ARRA funds is being reserved for DWRF administrative expenses. This revenue supports compliance with all federal requirements (i.e., reporting requirements, financial reviews, loan approvals, audit requirements, engineering document reviews, environmental document reviews, design review, construction inspection, monitoring, staff salary and other eligible expenses related to ARRA).

A \$34,352,000 capitalization grant was awarded on July 30, under the American Recovery and Reinvestment Act with \$1,374,080 for 4 percent administration and \$687,000 for the Small Systems Training and Technical Assistance (SSTTA) 2% grants.

The WQCD intends to use the full 2% SSTTA set-aside (\$687,040.) The WQCD will provide planning and design grants (up to \$25,000 per grant) and/or grants for planning studies that include a pilot project which addresses removal of radionuclides (up to \$50,000 per grant). In addition, a portion of the set-aside funding will be used for contractual support for administering the SSTTA grants.

The intent of the SSTTA grant program is to assist small systems with costs associated with planning/design of systems and for pilot projects associated with the removal of radionuclides in drinking water. The following criteria will need to be met:

- Population is under 10,000, and
- The 2000 median household income (MHI) is less than the state median (the 2000 MHI for the state is \$47,203) **or** current or post project water monthly rates are equal to or greater than the state average (current year, State monthly average for water - \$29.73), and
- Non-governmental entities must be in "Good Standing" with the Secretary of State, and
- Non-governmental entities must show proof of at least \$1,000,000 liability insurance with CDPHE named as co-insured

SSTTA Grants will be awarded to those systems identified on the 2009 Drinking Water Revolving Fund and State Drinking Water Grant Fund Intended Use Plan. Specifically:

Appendix B Drinking Water Revolving Fund 2009 Project Eligibility List or
Appendix H Drinking Water Grant Program 2009 Private, Not For Profit Project Eligibility List

Applications must be submitted by July 1, 2009, and projects will be funded in priority order using the Priority Systems criteria included in the 2009 Drinking water Revolving Fund and State Drinking Water Grant Fund Intended Use Plan. These grants do not require a match but are not necessarily intended to cover all of the costs associated with the project.

In August 2009, nineteen (19) \$25,000 & \$50,000 grants were awarded to small drinking water systems throughout Colorado. These grants were made possible with 2% SSTTA set-aside funding received through the *American Recovery and Reinvestment Act*. The 2% of the appropriated amount (or \$687,040) was set-aside for SSTTA funding and the Drinking Water Capacity Development Program opted to issue the total amount in the form of grants to small systems in need. Small systems are defined as those systems serving a population 10,000 or less, and a median household income (MHI) less than the \$47,203 state average or a water user rate higher than the state average as calculated yearly by the Department of Local Affairs.

G. ARRA SHORT AND LONG-TERM GOALS

Long-Term Goals:

- Maintain compliance with all state and federal requirements of the ARRA.
- Maintain compliance with the requirement of the 50 percent additional subsidization of the ARRA funds.
- Maintain compliance with the 20 percent utilization of the green infrastructure, water or energy efficiency improvements, or other environmentally innovative technologies provisions of the ARRA.
- Maintain compliance with all new reporting requirements of the ARRA.

Short-Term Goals:

- Ensure the funds are prioritized and allocated in a manner that will achieve an overall economic and environmental benefit to the State.
- Allocate all ARRA funds within a time frame that will ensure all funds will be fully utilized.
- Ensure all recipients of the ARRA funds are in construction in a timely manner that will comply with the Act.
- Identify additional ready to proceed projects to utilize additional reallocated ARRA funds should they become available.

H. ADDITIONAL FEDERAL REQUIREMENTS

The ARRA includes a number of new cross-cutting requirements that will apply to projects funded in part or in whole with funds made available by the ARRA. Accordingly, applicants for ARRA funds must certify in their applications that their projects will comply with the following requirements (or submit a justification for a waiver under the ARRA):

1. Davis-Bacon

Section 1606 of the ARRA requires all laborers and mechanics employed by contractors and sub contractors on projects funded directly by or assisted in whole or in part by and through the Federal Government pursuant to the Act shall be paid wages at rates not less than those prevailing on projects of a character similar in the locality as determined by the Secretary of Labor.

The purpose of this language is to apply Davis-Bacon Act wage rules to all assistance agreements made in whole or in part with funds appropriated under the ARRA. The Department of Labor provides all pertinent information related to compliance with labor standards, including prevailing wage rates and instructions for reporting.

2. American Iron, Steel, and Manufactured Goods

Section 1605 of the ARRA requires that none of the appropriated funds may be used for the construction, alteration, maintenance, or repair of a public building or public work unless all of the iron, steel, and manufactured goods used in the project is produced in the United States unless (a) a waiver is provided to the recipient by EPA or (b) compliance would be inconsistent with United States obligations under international agreements. In order to receive a waiver, the State must send a written request to the EPA Administrator. A decision will be made based on the following criteria:

- a. The requirement is inconsistent with the public interest for purposes of the project for which a waiver has been requested,
- b. Iron, steel, and necessary manufactured goods are not produced in the United States in sufficient and reasonably available quantities and of a satisfactory quality, and
- c. Inclusion of iron, steel, and manufactured goods produced in the United States will increase the overall cost of the project by more than 25 percent.

I. PUBLIC REVIEW AND COMMENT

- On January 30, 2009, the WQCC filed and posted a notice of a March 9th public Rulemaking Hearing to consider revisions to the WQCC's State Revolving Fund Regulations for inclusion of provisions necessary to implement the ARRA requirements. On the same day, the WQCC posted notice of a March 9th public Administrative Action Hearing to consider approval of revisions to the 2009 IUP for purposes of implementing ARRA funding requirements. On February 2, 2009, these notices were distributed to a list of persons who have requested notification of WQCC rulemaking hearings. The notices were also sent to all persons on the WQCD's Water Quality Bulletin distribution list.
- On February 3, 2009, the WQCD distributed a survey to all entities on the Water Quality Information Bulletin distribution list, to all governmental entities listed on the 2009 eligibility list for which the WQCD had electronic contact information, to a stakeholder list compiled during recent consideration of a potential fee bill, to all Regional Councils of Government, and to the Department of Local Affairs, soliciting requests from interested parties to add Category 6 projects to the PEL, with a deadline of February 13, 2009. The survey was also posted on the WQCD website and the Colorado Water Resources and Power Development Authority website.
- On February 5, 2009, the WQCC posted the proposed revisions to the State Revolving Fund Rules for consideration in the March 9, 2009 Rulemaking Hearing.
- On February 27, 2009, the WQCC filed and posted a notice of an April 13th public Rulemaking Hearing to consider any additional revisions to the WQCC's State Revolving Fund Regulations that may be needed to implement ARRA requirements. On the same day, the WQCC posted notice of an April 13th public Administrative Action Hearing to consider additional revisions to the 2009 IUP for purposes of implementing ARRA funding requirements to be described in forthcoming final EPA Guidance. These notices were distributed in the same manner as the initial January 30, 2009 notices.
- On March 3, 2009, the WQCC posted notice of slight changes to the initial proposal for revisions to the State Revolving Fund Regulations. The WQCC also posted the text of the WQCD's proposal dealing with administration of ARRA funds (Addendum #1 to the 2009 IUP).
- On March 6, 2009, the WQCC posted notice of proposed revisions to the March 3 version of Addendum #1 to the IUP (mainly to include specific funding terms from the Colorado Water Resources and Power Development Authority).
- On March 9, 2009, the WQCC conducted a public Rulemaking Hearing during which it considered and adopted the WQCD's proposal to revise the State Revolving Fund Regulations to include a new Category 6 for projects seeking funding under the ARRA which were not on the PEL prior to January 1, 2009. On the same day, the WQCC conducted a public Administrative Action Hearing during which it approved the WQCD's proposed Addendum #1 to the IUP and addition of the Category 6 projects to the PEL.

- On March 20, 2009, the WQCC posted notice of a May 11th public Administrative Action Hearing to consider approval of proposed additional revisions to 2009 IUP, to identify projects potentially receiving funding.
- On April 13, the WQCC conducted a public Administrative Action Hearing during which it considered and approved the WQCD's additions to Addendum #1 to the IUP (mainly dealing with administration of the Green Project Reserve Fund).
- On May 11, with a continuation to May 29, 2009, the WQCC conducted a public Administrative Action Hearing during which it considered and approved the WQCD's additions to Addendum #1 to the IUP including information about the use of the Small System Training and Technical Assistance set-aside funds, Appendix K – ARRA Project Priority/Fundable List for 2009 and the adoption of Appendix L – Project Category Ranking for Potential ARRA Funding

Appendix J
Drinking Water Revolving Fund
Category 6 Additions to the 2009 Project Eligibility List

Project Number	Elig Cat	Entity	Project Name	City	County	Project Description	Project Cost (\$)	Pop
090088D	6	Academy Water & Sanitation District		Colorado Springs	El Paso	Water Storage Facilities	\$42,000	1,200
090131D	6	Aurora, City of	Holbrook Reservoir Enlargement	Aurora	Otero	Water Storage Facilities	\$23,000,000	314,000
090132D	6	Aurora, City of	Rampart Parallel Pipeline Phase 1	Aurora	Arapahoe & Douglas	Green Infrastructure, water efficiency improvements or other environmentally innovative projects.	\$40,000,000	314,000
090133D	6	Aurora, City of	Valco Gravel Pit Storage	Aurora	Otero	Green Infrastructure, water efficiency improvements or other environmentally innovative projects.	\$7,000,000	314,000
090151D	6	Aurora, City of		Aurora	Arapahoe	Green Infrastructure, water efficiency improvements or other environmentally innovative projects.	\$12,000,000	314,000
090099D	6	Bailey Water & Sanitation District	Bailey to Conifer DW Project	Denver	Park and Jefferson	Construction of New Water Treatment Facilities; Water Storage Facilities; Distribution / Transmission Lines Construction / Rehabilitation	\$10,665,424	50,000
090071D	6	Blue Mountain Water District		Golden	Jefferson	Improvement / Expansion of Existing Water Treatment Plant; Water Storage Facilities	\$700,000	380
090086D	6	Blue Valley Metropolitan District		Silverthorne	Grand	Improvement / Expansion of Existing Water Treatment Plant; Construction / Rehabilitation of Distribution / Transmission Lines; Water Storage Facilities	\$416,709	375
090115D	6	Boulder, City of		Boulder	Boulder	Water Supply Facilities	\$33,000,000	115,000
090112D	6	Brush, City of		Brush	Morgan	Distribution / Transmission Lines Construction / Rehabilitation	\$877,750	5,471
090085D	6	Buena Vista, Town of		Buena Vista	Chaffee	Distribution / Transmission Lines Construction / Rehabilitation; Water Meters	\$1,766,490	2,589
090077D	6	Canon City, City of		Canon City	Fremont	Water Supply Facilities; Water Meters	\$1,529,400	34,800
090058D	6	Carbondale, Town of		Carbondale	Garfield/Pitkin	Distribution / Transmission Lines Construction / Rehabilitation; Water Supply Facilities; Green Infrastructure, water efficiency improvements or other environmentally innovative projects	\$3,280,000	6,000
090094D	6	Castle Rock, Town of		Castle Rock	Douglas	Improvement / Expansion of Existing Water Treatment Plant; Distribution / Transmission Lines Construction / Rehabilitation; Water Supply Facilities; Water Meters; Green Infrastructure, water efficiency improvements or other environmentally innovative projects.	\$3,200,000	46,000
090065D	6	Cherokee Metropolitan District		Colorado Springs	El Paso	Distribution / Transmission Lines Construction / Rehabilitation	\$10,000,000	18,000
090096D	6	Cortez, City of		Cortez	Montezuma	Construction of New Water Treatment Facilities; Water Storage Facilities; Distribution / Transmission Lines Construction / Rehabilitation; Water Storage Facilities	\$870,000	8,800
090102D	6	Craig, City of		Craig	Moffat	Distribution / Transmission Lines Construction / Rehabilitation; Water Storage Facilities; Water Meters	\$1,350,000	9,300
090084D	6	Crestview Water and Sanitation District		Denver	Adams	Construction / Rehabilitation of Distribution / Transmission Lines	\$575,000	17,000
090049D	6	DeBeque, Town of	Schlumberger Campus	DeBeque	Mesa	Water Storage Facilities	\$600,000	1,200
090038D	6	Delta County	Ginters Grove Domestic Water Corporation	Cedaredge	Delta	Distribution / Transmission Lines Construction / Rehabilitation	\$350,000	90
090116D	6	Delta, City of		Delta	Delta	Distribution / Transmission Lines Construction / Rehabilitation; Water Storage Facilities	\$8,108,000	8,400
090042D	6	Denver, City of		Denver	Denver	Improvement / Expansion of Existing Water Treatment Plant; Water Supply Facilities; Distribution / Transmission Lines Construction / Rehabilitation	\$33,900,000	571,848
090078D	6	Dillon Valley Water and Sanitation District		Crawford	Summit	Improvement / Expansion of Existing Water Treatment Plant; Water Meters	\$2,600,000	2,700
090125D	6	Donala Water & Sanitation District		Colorado Springs	El Paso	Distribution / Transmission Lines Construction / Rehabilitation; Water Storage Facilities	\$9,092,000	5,700
090055D	6	Durango, City of		Durango	La Plata	Green Infrastructure, water efficiency improvements or other environmentally innovative projects	\$1,500,000	19,000

Appendix J
Drinking Water Revolving Fund
Category 6 Additions to the 2009 Project Eligibility List

Project Number	Elig Cat	Entity	Project Name	City	County	Project Description	Project Cost (\$)	Pop
090140D	6	Eagle, Town of		Eagle	Eagle	Distribution / Transmission Lines Construction / Rehabilitation	\$1,970,000	6,200
090141D	6	Eagle, Town of		Eagle	Eagle	Distribution / Transmission Lines Construction / Rehabilitation	\$2,015,000	6,200
090142D	6	Eagle, Town of		Eagle	Eagle	Construction of New Water Treatment Facilities	\$20,400,000	6,200
090143D	6	Eagle, Town of		Eagle	Eagle	Water Storage Facilities	\$495,000	6,200
090144D	6	Eagle, Town of		Eagle	Eagle	Improvement / Expansion of Existing Water Treatment Plant	\$1,970,000	6,200
090098D	6	East Larimer County Water District		Ft Collins	Larimer	Distribution / Transmission Lines Construction / Rehabilitation	\$4,250,000	16,693
090128D	6	Edgemont Ranch Metropolitan District		Durango	La Plata	Improvement / Expansion of Existing Water Treatment Plant; Water Storage Facilities	\$2,250,000	925
090136D	6	Empire, Town of		Empire	Clear Creek	Water Supply Facilities	\$444,000	400
090070D	6	Englewood, City of		Englewood	Arapahoe	Improvement / Expansion of Existing Water Treatment Plant; Distribution / Transmission Lines Construction / Rehabilitation; Water Storage Facilities	\$5,150,000	30,000
090106D	6	Erie, Town of		Erie	Weld	Improvement / Expansion of Existing Water Treatment Plant;	\$60,000	17,000
090050D	6	Estes Park, Town of	Colorado Big Thompson Project	Estes Park	Larimer	Distribution / Transmission Lines Construction / Rehabilitation	\$1,300,000	5,720
090126D	6	Evergreen Metropolitan District		Evergreen	Jefferson	Distribution / Transmission Lines Construction / Rehabilitation; Water Storage Facilities; Water Meters	\$3,100,000	18,428
090082D	6	Ft. Morgan, City of		Ft Morgan	Morgan	Improvement / Expansion of Existing Water Treatment Plant; Water Meters	\$330,000	12,000
090044D	6	Garden Valley Water & Sanitation District		Colorado Springs	El Paso	Water Storage Facilities	\$25,000	2,000
090123D	6	Georgetown, Town of		Georgetown	Clear Creek	Water Meters	\$277,000	1,400
090053D	6	Goodman Point Water District		Cortez	Montezuma	Distribution / Transmission Lines Construction / Rehabilitation; Water Storage Facilities	\$1,260,000	75
090045D	6	Granby, Town of	Moraine Park Water System	Granby	Grand	Consolidation of Water Treatment Facilities; Distribution / Transmission Lines Construction / Rehabilitation	\$510,000	550
090090D	6	Granby, Town of		Granby	Grand	Construction of New Water Treatment Facilities; Water Storage Facilities; Consolidation of Water Treatment Facilities; Improvement / Expansion of Existing Water Treatment Plant; Distribution / Transmission Lines Construction / Rehabilitation; Green Infrastructure, water efficiency improvements or other environmentally innovative projects	\$6,882,000	1,200
090107D	6	Grand County Water & Sanitation District #1		Winter Park	Grand	Improvement / Expansion of Existing Water Treatment Plant; Connect To Existing Facility; Distribution / Transmission Lines Construction / Rehabilitation; Green Infrastructure, water efficiency improvements or other environmentally innovative projects.	\$1,800,000	3,500
090092D	6	Grand Junction, City of		Grand Junction	Mesa	Distribution / Transmission Lines Construction / Rehabilitation	\$2,750,000	40,000
090114D	6	Grand Lake, Town of		Grand Lake	Grand	Consolidation of Water Treatment Facilities; Water Storage Facilities	\$1,550,000	7,250
090039D	6	Greeley, City of	Bellvue Project	Greeley	Weld	Improvement / Expansion of Existing Water Treatment Plant; Distribution / Transmission Lines Construction / Rehabilitation	\$7,250,000	96,540
090040D	6	Greeley, City of		Greeley	Weld	Improvement / Expansion of Existing Water Treatment Plant; Distribution / Transmission Lines Construction / Rehabilitation; Water Storage Facilities; Water Supply Facilities	\$3,140,000	96,540

Appendix J
Drinking Water Revolving Fund
Category 6 Additions to the 2009 Project Eligibility List

Project Number	Elig Cat	Entity	Project Name	City	County	Project Description	Project Cost (\$)	Pop
090041D	6	Greeley, City of	Eight Street Gravel Pit	Greeley	Weld	Distribution / Transmission Lines Construction / Rehabilitation	\$1,630,000	96,540
090146D	6	Gypsum, Town of		Gypsum	Eagle	Improvement / Expansion of Existing Water Treatment Plant	\$1,500,000	4,000
090147D	6	Gypsum, Town of		Gypsum	Eagle	Water Supply Facilities; Green Infrastructure, water efficiency improvements or other environmentally innovative projects.	\$855,000	4,000
090061D	6	Haxtun, Town of		Haxtun	Phillips	Improvement / Expansion of Existing Water Treatment Plant	\$30,000	982
090068D	6	Highland Lakes Water District		Divide	Teller	Water Supply Facilities	\$100,000	
090117D	6	Idaho Springs, City of		Idaho Springs	Clear Creek	Green Infrastructure, water efficiency improvements or other environmentally innovative projects.	\$200,000	1,885
090100D	6	Indian Hills Water District		Indian Hills	Jefferson	Construction of New Water Treatment Facilities; Water Storage Facilities	\$375,000	1,100
090129D	6	Kiowa, Town of		Kiowa	Elbert	Construction of New Water Treatment Facilities; Connect To Existing Facility; Distribution / Transmission Lines Construction / Rehabilitation; Water Supply Facilities	\$470,000	618
090054D	6	Lafayette, City of		Lafayette	Boulder	Improvement / Expansion of Existing Water Treatment Plant	\$1,050,000	27,000
090111D	6	Lake Creek Metropolitan Water District		Edwards	Eagle	Improvement / Expansion of Existing Water Treatment Plant; Distribution / Transmission Lines Construction / Rehabilitation; Green Infrastructure, water efficiency improvements or other environmentally innovative projects.	\$507,000	350
090060D	6	Las Animas, City of		Las Animas	Bent	Green Infrastructure, water efficiency improvements or other environmentally innovative projects	\$200,000	2,758
090105D	6	Little Thompson Water District		Berthoud	Boulder, Larimer, Weld	Distribution / Transmission Lines Construction / Rehabilitation	\$360,000	20,000
090135D	6	Little Thompson Water District		Ft Morgan	Morgan	Water Supply Facilities	\$400,000	7,100
090108D	6	Lochbuie, Town of		Lochbuie	Weld	Distribution / Transmission Lines Construction / Rehabilitation	\$1,268,000	5,200
090081D	6	Longmont, City of		Longmont	Boulder	Improvement / Expansion of Existing Water Treatment Plant; Distribution / Transmission Lines Construction / Rehabilitation	\$3,220,000	86,000
090047D	6	Louviers Water & Sanitation District		Louviers	Douglas	Improvement / Expansion of Existing Water Treatment Plant; Distribution / Transmission Lines Construction / Rehabilitation; Water Supply Facilities	\$836,000	238
090149D	6	Loveland, City of		Loveland	Larimer	Improvement / Expansion of Existing Water Treatment Plant; Distribution / Transmission Lines Construction / Rehabilitation; Water Storage Facilities; Green Infrastructure, water efficiency improvements or other environmentally innovative projects.	\$550,000	63,000
090113D	6	Lyons, Town of		Lyons	Boulder	Distribution / Transmission Lines Construction / Rehabilitation	\$245,000	1,895
090051D	6	Mancos, Town of		Mancos	Montezuma	Water Meters	\$350,000	1,300
090057D	6	Mid Valley Metropolitan District		Basalt	Eagle	Improvement / Expansion of Existing Water Treatment Plant; Water Storage Facilities; Water Supply Facilities	\$440,000	3,400
090083D	6	Minturn, Town of		Minturn	Eagle	Improvement / Expansion of Existing Water Treatment Plant; Distribution / Transmission Lines Construction / Rehabilitation	\$11,000,000	1,200
090069D	6	Monte Vista, City of		Monte Vista	Rio Grande	Distribution / Transmission Lines Construction / Rehabilitation	\$1,705,000	4,700
090074D	6	Morrison Creek Metropolitan Water & Sanitation District		Oak Creek	Routt	Distribution / Transmission Lines Construction / Rehabilitation; Water Supply Facilities	\$3,300,000	800

Appendix J
Drinking Water Revolving Fund
Category 6 Additions to the 2009 Project Eligibility List

Project Number	Elig Cat	Entity	Project Name	City	County	Project Description	Project Cost (\$)	Pop
090124D	6	Mt Werner Water & Sanitation District		Steamboat Springs	Routt	Water Storage Facilities	\$1,500,000	5,000
090087D	6	Nederland, Town of		Nederland	Boulder	Distribution / Transmission Lines Construction / Rehabilitation; Water Meters	\$460,000	1,650
090063D	6	New Castle, Town of		New Castle	Garfield	Distribution / Transmission Lines Construction / Rehabilitation; Green Infrastructure, water efficiency improvements or other environmentally innovative projects	\$850,000	3,800
090104D	6	North Lincoln Water & Sanitation District		Denver	Adams	Distribution / Transmission Lines Construction / Rehabilitation	\$400,000	700
090048D	6	Norwood, Town of	Norwood Water Commission	Norwood	San Miguel	Improvement / Expansion of Existing Water Treatment Plant; Distribution / Transmission Lines Construction / Rehabilitation; Water Storage Facilities	\$7,399,370	1,500
090046D	6	Ovid, Town of		Ovid	Sedgwick	Water Supply Facilities	\$372,850	330
090062D	6	Palisade, Town of		Palisade	Mesa	Green Infrastructure, water efficiency improvements or other environmentally innovative projects	\$527,000	3,000
090072D	6	Palmer Lake, Town of		Palmer Lake	El Paso	Water Storage Facilities	\$500,000	2,330
090091D	6	Parkville Water District		Leadville	Lake	Distribution / Transmission Lines Construction / Rehabilitation	\$1,830,500	6,000
090076D	6	Perry Park Water & Sanitation District		Larkspur	Douglas	Improvement / Expansion of Existing Water Treatment Plant	\$2,000,000	3,315
090093D	6	Pinewood Springs Water District		Lyons	Larimer	Water Meters	\$49,000	800
090052D	6	Rangely, Town of		Rangely	Rio Blanco	Water Supply Facilities	\$350,000	2,100
090150D	6	Resource Colorado Water & Sanitation Metropolitan District	2050 Green Prairie Program Rangeview MD	Lakewood	Weld, Adams, Arapahoe	Construction of New Water Treatment Facilities; Distribution / Transmission Lines Construction / Rehabilitation; Water Storage Facilities; Green Infrastructure, water efficiency improvements or other environmentally innovative projects.	\$65,600,000	70,000
090101D	6	Rockvale, Town of		Rockvale	Fremont	Water Storage Facilities	\$174,733	426
090097D	6	Ruedi Shores Metropolitan District		Glenwood Springs	Eagle	Distribution / Transmission Lines Construction / Rehabilitation; Water Storage Facilities; Water Supply Facilities; Water Meters	\$2,682,000	180
090067D	6	Saguache, Town of		Saguache	Saguache	Green Infrastructure, water efficiency improvements or other environmentally innovative projects	\$45,000	578
090109D	6	Security Water District		Colorado Springs	El Paso	Water Storage Facilities; Consolidation of Water Treatment Facilities	\$11,714,000	18,000
090134D	6	Sedalia Water & Sanitation District		Sedalia	Douglas	Construction of New Water Treatment Facilities	\$750,000	215
090137D	6	So Adams County Water & Sanitation District	Emergency Power Supply	Commerce City	Adams	Improvement / Expansion of Existing Water Treatment Plant	\$215,500	65,000
090138D	6	So Adams County Water & Sanitation District	Water Line Extension	Commerce City	Adams	Distribution / Transmission Lines Construction / Rehabilitation	\$300,000	65,000
090139D	6	So Adams County Water & Sanitation District	Chlorine Analyzers	Commerce City	Adams	Improvement / Expansion of Existing Water Treatment Plant	\$140,000	65,000
090079D	6	Somerset Domestic Waterworks District		Somerset	Gunnison	Water Meters	\$16,500	100
090103D	6	St Mary's Glacier Water & Sanitation District		Denver	Clear Creek	Water Supply Facilities	\$120,000	350
090095D	6	Steamboat Springs, City of		Steamboat Springs	Routt	Distribution / Transmission Lines Construction / Rehabilitation	\$400,000	6,000
090127D	6	Strasburg Water & Sanitation District		Strasburg	Arapahoe	Improvement / Expansion of Existing Water Treatment Plant; Consolidation of Water Treatment Facilities; Water Meters	\$150,000	2,500
090080D	6	Thornton, City of		Thornton	Adams	Construction / Rehabilitation of Distribution / Transmission Lines; Green Infrastructure, water efficiency improvements or other environmentally innovative projects	\$20,252,000	132,000

Appendix J
Drinking Water Revolving Fund
Category 6 Additions to the 2009 Project Eligibility List

Project Number	Elig Cat	Entity	Project Name	City	County	Project Description	Project Cost (\$)	Pop
090043D	6	Tree Haus Metropolitan District		Steamboat Springs	Routt	Improvement / Expansion of Existing Water Treatment Plant; Distribution / Transmission Lines Construction / Rehabilitation; Water Supply Facilities	\$1,850,000	300
090110D	6	Tri-County Water Conservancy District	La Salle Road Pipeline Replacement	Montrose	Montrose	Distribution / Transmission Lines Construction / Rehabilitation	\$7,454,000	18,000
090145D	6	Two Rivers Metropolitan District		Glenwood Springs	Eagle	Distribution / Transmission Lines Construction / Rehabilitation; Water Supply Facilities; Water Meters	\$27,000	325
090148D	6	W/J Metropolitan District		Woody Creek	Pitkin	Water Supply Facilities; Green Infrastructure, water efficiency improvements or other environmentally innovative projects.	\$73,962	250
090066D	6	Walsenburg, City of		Walsenburg	Huerfano	Water Storage Facilities	\$1,500,000	4,400
090130D	6	Weld County	Aristocrat Ranchette Water	Ft. Lupton	Weld	Distribution / Transmission Lines Construction / Rehabilitation; Water Storage Facilities; Water Meters	\$1,590,000	1,600
090075D	6	Wellington, Town of		Wellington	Larimer	Distribution / Transmission Lines Construction / Rehabilitation	\$5,300,000	6,450
090118D	6	Westminster, City of	Semper Water Treatment Facility	Westminster	Adams & Jefferson	Improvement / Expansion of Existing Water Treatment Plant	\$3,200,000	156,000
090119D	6	Westminster, City of	Gregory Hill and Kershaw Pump Stations	Westminster	Adams & Jefferson	Distribution / Transmission Lines Construction / Rehabilitation	\$700,000	156,000
090120D	6	Westminster, City of	PRV Rehabilitation	Westminster	Adams & Jefferson	Distribution / Transmission Lines Construction / Rehabilitation	\$175,000	156,000
090121D	6	Westminster, City of	Northwest Water Treatment Facility	Westminster	Adams & Jefferson	Improvement / Expansion of Existing Water Treatment Plant	\$5,000,000	156,000
090122D	6	Westminster, City of	Rebate Funding	Westminster	Adams & Jefferson	Green Infrastructure, water efficiency improvements or other environmentally innovative projects.	\$100,000	156,000
090056D	6	Wiggins, Town of		Wiggins	Morgan	Construction of New Water Treatment Facilities	\$800,000	975
090064D	6	Yuma, City of		Yuma	Yuma	Construction of New Water Treatment Facilities	\$3,750,000	3,379

Total: \$456,510,188

**DRINKING WATER STATE REVOLVING FUND AMERICAN RECOVERY AND REINVESTMENT ACT FUNDABLE LIST 2009
APPENDIX K**

**STATE: Colorado
DATE: 05/29/09**

ARRA Grant	\$34,352,000
4% Set Aside	\$1,374,080
2% Other Set-Asides	\$687,040
50% Subsidy	\$17,176,000
20% GPR	\$6,870,400
ARRA Funds for Loans	\$15,114,880

* The project award amount is an estimate. The project must continue to meet all future deadlines and state and federal requirements associated with ARRA funding
** Interest rates are estimated based on project amount and MHI (median household income). ARRA loans are at 0% interest. The base SRF interest rates range from 0% to 2.5% for 2009 only. This includes 0% for populations of 5,000 or less with a MHI less than 61% of the state average MHI. DACs at 61-80 % of the state average for MHI interest rates are 1%. Direct loans up to \$2 million are 2% and leveraged loans over \$2 million are 2.5%
***Green Project Reserve amount are estimates. Some "Green Projects" require a "Business Case"

Project Rank	Category Ranking	Priority Points Assigned	Project Number	Source of Funds	Assistance Recipient	PWSID	Service Area Population	Project Description	Estimated Construction Date	Funding Amount Requested	*Estimated Eligible Amount	Loan Amount	*Principal Forgiveness	Interest Rate **	Repayment Terms **	***Green Project Reserve Amount	Categorical = C Business = B
1	1	75	020020D	ARRA	Hi-Land Acres WSD	CO0101075	350	Distribution system	9/30/09	\$ 1,200,000	\$ 1,200,000	\$ -	\$ 1,200,000	0.0%	20 Years	\$ 1,200,000	B
2	1	70	960047D	ARRA	Hot Sulphur Springs, Town of	CO0125352	614	New intake piping, treatment, constructing a new clearwell and storage improvements.	9/30/09	\$ 3,300,000	\$ 3,300,000	\$ 1,300,000	\$ 2,000,000	0.0%	20 Years		
3	1	50	050013D	ARRA	Colorado City Metro District	CO0151200	2,041	Reclassify GWUDI	9/30/09	\$ 1,780,000	\$ 1,780,000	\$ -	\$ 1,780,000	0.0%	20 Years	\$ 518,300	B
4	1	25	040003D	ARRA	Brighton, City of	CO0101025	33,397	UV Disinfection	9/30/09	\$ 1,044,000	\$ 1,044,000	\$ -	\$ 1,044,000	0.0%	20 Years		
5	2	60	960056D	ARRA	Kit Carson, Town of	CO0109011	214	Replacements, installations, improvements, and modifications to the water system's collection, treatment, and distribution facilities	9/30/09	\$ 392,000	\$ 392,000	\$ -	\$ 392,000	0.0%	20 Years	\$ 319,225	C = \$46,000 B = \$273,225
6	2	40	960080D	ARRA	Norwood, Town of	CO0157500	1,740	Rehabilitate the Town's 500,000 gallon water storage tank, upgrade a pressure reducing valve and implement chlorination treatment.	9/30/09	\$ 570,150	\$ 540,150	\$ -	\$ 540,150	0.0%	20 Years		
7	2	30	960227D	ARRA	Rocky Ford, City of	CO0145600	4,277	Distribution transmission lines construction/rehabilitation (Hancock).	9/30/09	\$ 945,337	\$ 945,337	\$ -	\$ 945,337	0.0%	20 Years		
8	3	67	000017D	ARRA	Siebert, Town of	CO0132015	182	Improvements to wells and transmission lines, upgrades to treatment and distribution system and storage tank improvements	9/30/09	\$ 1,719,500	\$ 1,719,500	\$ -	\$ 1,719,500	0.0%	20 Years		
9	3	55	080006D	ARRA	Cheyenne Wells, Town of	CO0109006	985	Distribution transmission lines construction/rehabilitation and meters	9/30/09	\$ 1,732,517	\$ 1,732,517	\$ -	\$ 1,732,517	0.0%	20 Years	\$ 1,077,189	B
10	3	50	090028D	ARRA	Kremmling, Town of	CO0125455	1,570	Replace distribution lines	9/30/09	\$ 2,000,000	\$ 2,000,000	\$ -	\$ 2,000,000	0.0%	20 Years	\$ 2,000,000	B
11	3	45	070006D	ARRA	Arabian Acres Metro District	CO0160075	620	Shallow main replacement, service line replacement, storage tank improvement well 5 redrill	9/30/09	\$ 287,440	\$ 287,440	\$ -	\$ 287,440	0.0%	20 Years	\$ 171,624	B
12	3	45	960009D	ARRA	Blanca, Town of	CO0112100	400	Water Meters	9/30/09	\$ 50,000	\$ 50,000	\$ -	\$ 50,000	0.0%	20 Years	\$ 50,000	C
13	3	45	050025D	ARRA	Fraser, Town of	CO0125288	996	1-Replacement of raw water trans line; 2-Emergency Power, controls & instrumentation; 3-Water system emergency interconnection; 4-Meter vault rehab	9/30/09	\$ 751,060	\$ 751,060	\$ -	\$ 751,060	0.0%	20 Years	\$ 261,400	C
14	3	40	030026D	ARRA	Georgetown, Town of	CO0110015	1,088	Membrane Filtration System, tank, 400K addition, micro-hydroelectric, water meters	9/30/09	\$ 3,340,000	\$ 3,340,000	\$ 1,340,000	\$ 2,000,000	0.0%	20 Years	\$ 185,000	C
15	3	35	050034D	ARRA	Manitou Springs, City of	CO0121450	4,980	Raw water interconnect, and transmission line, replace 18 PRVs, storage tank, distribution line pressure sensors with telemetry, isolation valves, fluorine analyzer	9/30/09	\$ 7,746,480	\$ 7,746,480	\$ 7,012,484	\$ 733,996	0.0%	20 Years	\$ 4,410,000	B
										ARRA LOAN FORGIVENESS AMOUNT-->		\$ 17,176,000			GPR Total	\$ 10,192,738	
16	3	35	090007D	ARRA	La Junta, City of	CO0145420	7,857	Water tank, pumps, reserve tank, reserve pump, appurtenances	9/30/09	\$ 1,830,000	\$ 1,830,000	\$ 1,830,000	\$ -	0.0%	20 Years	\$ 306,484	C = \$57,746 B = \$248,738
17	3	30	080014D	ARRA	Florence, City of	CO0122500	9,359	Replace existing 1 mg clear well with 2 425k clear wells	9/30/09	\$ 3,025,930	\$ 3,025,930	\$ 3,025,930	\$ -	0.0%	20 Years		
18	3	20	990039D	ARRA	Salida, City of	CO0108700	5,425	Water tank roof rehabilitation, complete security fencing around tank site.	9/30/09	\$ 325,000	\$ 325,000	\$ 325,000	\$ -	0.0%	20 Years		
19	4	55	050019D	ARRA	Divide MPC	CO0160295	198	Transmission lines, test & complete two wells	9/30/09	\$ 184,395	\$ 145,930	\$ 145,930	\$ -	0.0%	20 Years		
20	4	42	960005D	ARRA	Baca Grande WSD	CO0155200	900	Distribution system main line upgrades, interconnection of two public water systems, add telemetry and automated controls.	9/30/09	\$ 1,483,750	\$ 1,483,750	\$ 135,536	\$ -	0.0%	20 Years		
										\$ 15,114,880							
20	4	42	960005D	DWSRF	Baca Grande WSD	CO0155200	900	Water Main, Meter Replacements, Well 18 Improvements	9/30/09	Continued from line 30		\$ 1,348,214	\$ -	0.0%	20 Years		
21	4	25	040025D	DWSRF	Ridgway, Town of	CO0146676	1,036	Line replacement, pump station replacement and controls and transmission line	9/30/09	\$ 975,000	\$ 975,000	\$ 975,000	\$ -	2.0%	20 Years	\$ 1,025,000	B
22	5	65	090020D	DWSRF	East Cherry Hills WSD	CO0103234	200	Replace water main lines and hydrants	9/30/09	\$ 1,500,000	\$ 1,500,000	\$ 1,500,000	\$ -	2.0%	20 Years		
23	5	55	090002D	DWSRF	Bow Mar WSD	CO0103153	847	Water Replacement Project	9/30/09	\$ 1,150,000	\$ 1,150,000	\$ 1,150,000	\$ -	2.0%	20 Years	\$ 1,150,000	B
24	5	45	080008D	DWSRF	Gateway Metro District	CO0149300	365	Replace existing storage tanks, distribution system improvements including looping, additional valves and road restoration.	9/30/09	\$ 576,575	\$ 576,575	\$ 576,575	\$ -	2.0%	20 Years	\$ 356,496	B
25	5	45	960208D	DWSRF	Kersey, Town of	CO0162439	1,450	Replacement of water mains, removal of lead loops, replace water meters, street restoration	9/30/09	\$ 1,990,000	\$ 1,990,000	\$ 1,990,000	\$ -	2.0%	20 Years	\$ 1,990,000	B
26	5	40	050038D	DWSRF	Ovid, Town of	CO0158005	333	Water distribution line replacement	9/30/09	\$ 200,000	\$ 200,000	\$ 200,000	\$ -	0.0%	20 Years	\$ 247,000	B

Project Rank	Category Ranking	Priority Points Assigned	Project Number	Source of Funds	Assistance Recipient	PWSID	Service Area Population	Project Description	Estimated Construction Date	Funding Amount Requested	*Estimated Eligible Amount	Loan Amount	*Principal Forgiveness	Interest Rate **	Repayment Terms **	***Green Project Reserve Amount	Categorical = C Business = B
27	5	35	960137D	DWSRF	Hayden, Town of	CO0154333	1,869	Booster chlorination and gravity water storage	9/30/09	\$ 2,540,070	\$ 2,540,070	\$ 2,540,070	\$ -	2.5%	20 Years		
28	5	35	090021D	DWSRF	Collbran, Town of	CO0139185	600	Improvements to existing water distribution lines.	9/30/09	\$ 511,325	\$ 511,325	\$ 511,325	\$ -	1.0%	20 Years		
29	5	30	030044D	DWSRF	Ophir, Town of	CO0157600	175	Construction of a new water treatment plant and water storage facilities and installation of new water supply lines.	9/30/09	\$ 500,000	\$ 208,476	\$ 208,476	\$ -	2.0%	20 Years		
30	5	30	960045D	DWSRF	Holly, Town of	CO0150600	1,015	Water distribution Line, water meters, materials and appurtenances	9/30/09	\$ 90,145	\$ 90,145	\$ 90,145	\$ -	0.0%	20 Years	\$ 323,120	C = \$62,600 B = \$260,520
31	5	30	090032D	DWSRF	Hotchkiss, Town of	CO0115352	1,024	New Water Line	9/30/09	\$ 775,000	\$ 775,000	\$ 775,000	\$ -	0.0%	20 Years		
32	5	30	960227D	DWSRF	Rocky Ford, City of	CO0145600	4,277	Distribution transmission lines construction/rehabilitation	9/30/09	\$ 2,674,065	\$ 2,674,065	\$ 2,674,065	\$ -	2.5%	20 Years		
33	5	25	050022D	DWSRF	Fairplay, Town of	CO0147020	1,100	Tank and transmission line	9/30/09	\$ 1,889,754	\$ 486,420	\$ 486,420	\$ -	2.0%	20 Years	\$ 25,000	B
34	5	25	010018D	DWSRF	Idaho Springs, Town of	CO0110020	1,885	Design & Construction of a 6 inch 2,750 foot	9/30/09	\$ 481,900	\$ 481,900	\$ 481,900	\$ -	2.0%	20 Years		
35	5	25	050035D	DWSRF	Milliken, Town of	CO0162511	6,300	North Ethel Water line rehab	9/30/09	\$ 354,884	\$ 354,884	\$ 354,884	\$ -	2.0%	20 Years	\$ 339,300	B
36	5	20	050031D	DWSRF	Lamar, City of	CO0150700	8,661	Relocation of the existing chlorine building, storage tank improvements, modifications and improvements to the valve house, and installation of a new 24" transmission main	9/30/09	\$ 5,020,000	\$ 5,020,000	\$ 5,020,000	\$ -	2.5%	20 Years		
37	5	15	960163D	DWSRF	Crested Butte, South MD	CO0126189	1,283	300K storage tank, pump facility	9/30/09	\$ 1,000,000	\$ 1,000,000	\$ 1,000,000	\$ -	1.0%	20 Years		
38	5	10	050016D	DWSRF	Cortez, City of	CO0142200	8,900	Multi-media filters, Solar hot water Heating, Chlorine Dioxide	9/30/09	\$ 481,500	\$ 481,500	\$ 481,500	\$ -	0.0%	20 Years	\$ 25,000	C
39	5	5	080007D	DWSRF	Colorado Springs, City of	CO0121150	394,177	Highline Reservoir at Mesa WWTP	9/30/09	\$ 12,633,307	\$ 12,633,307	\$ 12,633,307	\$ -	2.5%	20 Years		
40	5	5	090034D	DWSRF	Parker Water & San District	CO0118040	41,000	Raw Water pipeline, over excavation, repurchased equipment, pipeline, wells	9/30/09	\$ 14,942,400	\$ 4,076,400	\$ 4,076,400	\$ -	2.5%	20 Years		
41	6*	20	090084D	ARRA	Crestview Water & San Dist	CO0101040	16,140	Water line replacement	9/30/09	\$ 1,384,720	\$ 1,384,720	\$ 1,384,720	\$ -	0.0%	20 Years		
42	6*	10	090147D	ARRA	Gypsum, Town of	CO0119329	5,821	Replace water supply piping, install hydroelectric power generator & appurtenances	9/30/09	\$ 936,726	\$ 936,726	\$ 936,726	\$ -	0.0%	20 Years	\$ 936,726	C
43	6*	10	090095D	ARRA	Steamboat Springs, City of	CO0154725	12,130	Replace water main	9/30/09	\$ 400,000	\$ 400,000	\$ 400,000	\$ -	0.0%	20 Years	\$ 584,650	
44	6*	5	090059D	ARRA	Durango, City of	CO0134150	18,500	Photovoltaic system	9/30/09	\$ 1,500,000	\$ 1,500,000	\$ 1,500,000	\$ -	0.0%	20 Years	\$ 1,500,000	C
											BASE SRF LOAN AMOUNT-->	\$ 43,294,727	\$ 17,176,000				
											\$ 88,214,930	\$ 75,585,607	\$ 58,409,607	\$ 75,585,607			
															\$ 29,194,252		

STATE: COLORADO
DATE: May 21, 2009

**PROJECT CATEGORY RANKINGS FOR POTENTIAL
AMERICAN RECOVERY AND REINVESTMENT ACT (ARRA) FUNDING
DRINKING WATER REVOLVING FUND
APPENDIX L**

Eligibility Category	Project Number	Assistance Recipient	PWS ID#	Project Description	Funding Amount Requested	Amount Eligible
1	040003D	Brighton, City of	CO0101025	UV Disinfection	\$ 1,044,000	\$ 1,044,000
1	050013D	Colorado City Metro District	CO0151200	Improvement to WTP to comply with GWUDI	\$ 1,780,000	\$ 1,780,000
1	020020D	Hi-Land Acres WSD	CO0101075	Distribution system	\$ 1,200,000	\$ 1,200,000
1	960047D	Hot Sulphur Springs, Town	CO0125352	New baffled clear well with gravity flow to existing clear well	\$ 3,300,000	\$ 3,300,000
2	960056D	Kit Carson, Town of	CO0109011	Replacements, installations, improvements, and modifications to the water system's collection, treatment, and distribution facilities	\$ 392,000	\$ 392,000
2	960080D	Norwood, Town of	CO0157500	Storage tank, PRV #1 upgrades, Chloramination treatment	\$ 570,150	\$ 540,150
2	960027D	Rocky Ford, City of	CO0145600	Distribution transmission lines construction/rehabilitation (Hancock)	\$ 945,337	\$ 945,337
3	070006D	Arabian Acres Metro District	CO0160075	Shallow main replacement, service line replacement, storage tank improvement well 5 re-drill	\$ 287,440	\$ 287,440
3	960009D	Blanca, Town of	CO0112100	Water Meters	\$ 50,000	\$ 50,000
3	080006D	Cheyenne Wells, Townof	CO0109006	Distribution System Model and Reuse Planning	\$ 1,732,517	\$ 1,732,517
3	080014D	Florence, City of	CO0122500	Replace existing 1 mg clear well with 2 425k clear wells	\$ 3,025,930	\$ 3,025,930
3	050025D	Fraser, Town of	CO0125288	1-Replacement of raw water trans line for well #5r; 2-Emergency power controls; 4-Meter vault rehab	\$ 751,060	\$ 751,060
3	030026D	Georgetown, Town of	CO0110015	Membrane Filtration System, tank, 400K addition, micro-hydroelectric, water meters	\$ 3,340,000	\$ 3,340,000
3	090028D	Kremmling, Town of	CO0125455	Replace distribution lines	\$ 2,000,000	\$ 2,000,000
3	090007D	La Junta, City of	CO0145420	Water tank, pups, reserve tank, reserve pump, appurtenances	\$ 1,830,000	\$ 1,830,000
3	050034D	Manitou Springs, City of	CO0121450	Raw water interconnect, and transmission line, replace 18 PRVs, storage tank, distribution line, pressure sensors with telemetry, isolation valves, fluorine analyzer	\$ 7,746,480	\$ 7,746,480
3	990039D	Salida, City of	CO0108700	Rehab water tank, repair fencing of water tank site	\$ 325,000	\$ 325,000

3	000017D	Siebert, Town of	CO0132015	Improvements to wells and transmission lines, upgrades to treatment and distribution system and storage tank improvements	\$ 1,719,500	\$ 1,719,500
4	960005D	Baca Grande WSD	CO0155200	Water Main, Meter Replacements, Well 18 Improvements	\$ 1,483,750	\$ 1,483,750
4	050019D	Divide MPC	CO0160295	Transmission lines, test & complete two wells	\$ 184,395	\$ 145,930
4	040025D	Ridgway, Town of	CO0146676	Line replacement, pump station replacement and controls and transmission line	\$ 975,000	\$ 975,000
5	090002D	Bow Mar WSD	CO0103153	Water Replacement Project	\$ 1,150,000	\$ 1,150,000
5	090021D	Collbran, Town of	CO0139185	Improvements to existing water distribution lines.	\$ 511,325	\$ 511,325
5	080007D	Colorado Springs, City of	CO0121150	Highline Reservoir at Mesa WWTP	\$ 12,633,307	\$ 12,633,307
5	050016D	Cortez, City of	CO0142200	Multi-media filters, Solar hot water Heating, Chlorine Dioxide	\$ 481,500	\$ 481,500
5	960163D	Crested Butte, South MD	CO0126189	300K storage tank, pump facility	\$ 1,000,000	\$ 1,000,000
5	090020D	East Cherry Hills WSD	CO0103234	Replace water main lines and hydrants	\$ 1,500,000	\$ 1,500,000
5	050022D	Fairplay, Town of	CO0147020	Tank and transmission line	\$ 1,889,754	\$ 486,420
5	080008D	Gateway Metro District	CO0149300	Water tank, looped system, replacement	\$ 576,575	\$ 576,575
5	960137D	Hayden, Town of	CO0154333	Booster chlorination and gravity water storage	\$ 2,540,070	\$ 2,540,070
5	960045D	Holly, Town of	CO0150600	Water distribution Line, water meters, materials and appurtenances	\$ 90,145	\$ 90,145
5	090032D	Hotchkiss, Town of	CO0115352	New Water Line	\$ 775,000	\$ 775,000
5	010018D	Idaho Springs, Town of	CO0110020	Design & Construction of a 6 inch 2,750 foot water line	\$ 481,900	\$ 481,900
5	960208D	Kersey, Town of	CO0162439	Replacement of water mains, removal of lead loops, replace water meters, street restoration	\$ 1,990,000	\$ 1,990,000
5	050031D	Lamar, City of	CO0150700	Relocation of the existing chlorine building, storage tank improvements, modifications and improvements to the valve house, and installation of a new 24" transmission main	\$ 5,020,000	\$ 5,020,000
5	050035D	Milliken, Town of	CO0162511	North Ethel Water line rehab	\$ 354,884	\$ 354,884
5	030044D	Ophir, Town of	CO0157600	Transmission Line, storage tank	\$ 500,000	\$ 208,476
5	050038D	Ovid, Town of	CO0158005	Water distribution line replacement	\$ 200,000	\$ 200,000
5	090034D	Parker Water & San District	CO0118040	Raw Water pipeline, over excavation, prepurchased equipment, pipeline, wells	\$ 14,942,400	\$ 4,076,400
5	960027D	Rocky Ford, City of	CO0145600	Distribution transmission lines construction/rehabilitation	\$ 2,674,065	\$ 2,674,065
6	090084D	Crestview Water & San Dist	CO0101040	Water line replacement	\$ 1,384,720	\$ 1,384,720
6	090059D	Durango, City of	CO0134150	Photovoltaic system	\$ 1,500,000	\$ 1,500,000
6	090147D	Gypsum, Town of	CO0119329	Replace water supply piping, install hydroelectric power generator & appurtenances	\$ 936,726	\$ 936,726
6	090095D	Steamboat Springs, City of	CO0154725	Replace water main	\$ 400,000	\$ 400,000

APPENDIX M

AMERICAN RECOVERY AND REINVESTMENT ACT

DRINKING WATER REVOLVING FUND

GOVERNOR'S PROJECT CERTIFICATION

AUGUST 25, 2009

STATE OF COLORADO

OFFICE OF THE GOVERNOR

136 State Capitol Building
Denver, Colorado 80203
(303) 866 - 2471
(303) 866 - 2003 fax



Bill Ritter, Jr.
Governor

August 25, 2009

Administrator Lisa P. Jackson
Environmental Protection Agency
Ariel Rios Building
1200 Pennsylvania Avenue, N.W.
Washington, DC 20460

Re: ARRA Section 1511 Certification

Dear Administrator Jackson:

Pursuant to Title XV, Subtitle A, section 1511 of the American Recovery and Reinvestment Act (Pub. L. 11-5) ("ARRA"), I hereby certify that the attached drinking water infrastructure investments totaling \$32,290,880 and wastewater infrastructure totaling \$30,093,792, both appropriated by the ARRA under the heading "State Revolving Fund" to the United States Environmental Protection Agency, have received the full review and vetting required by law and that I accept responsibility that such investments are an appropriate use of taxpayer dollars. I further certify that the specific information required by section 1511 concerning each such investment—a description of the investment, the estimated total cost, and the amount of ARRA funds to be used—is provided in the Colorado Drinking Water State Revolving Fund Intended Use Plan and the Water Pollution Control Revolving Fund Intended Use Plan ARRA Addendum #1 and is available to the public at: <http://www.cdphe.state.co.us/wq/FinancialSolutions/ARRA.html> and linked to recovery.gov.

I understand that my state may not receive ARRA infrastructure investment funding unless this certification is made and posted.

Sincerely,

A handwritten signature in blue ink that reads "Bill Ritter, Jr." with a stylized flourish at the end.

Bill Ritter, Jr.
Governor

Enclosures

**AMERICAN RECOVERY AND REINVESTMENT ACT
STATE OF COLORADO
STATE REVOLVING FUND**

ARRA Grant	\$34,352,000
4% Set Aside	\$1,374,080
2% Other Set-Asides	\$687,040
Infrastructure ARRA Funds	\$32,290,880

50% Subsidy	\$17,176,000
ARRA Funds for Loans	\$15,114,880

*All loans are 0% interest rates

DRINKING WATER PROJECTS

Assistance Recipient	County	Service Area Population	Project Description	*Loan Amount	Principal Forgiveness
Hi-Land Acres WSD	Adams	350	Water Distribution System Upgrades	\$ -	\$ 1,200,000
Hot Sulphur Springs, Town of	Grand	614	Water Treatment Facility Upgrades	\$ 1,300,000	\$ 2,000,000
Colorado City Metro District	Pueblo	2,041	Water Treatment Facility Upgrades	\$ -	\$ 1,780,000
Brighton, City of	Adams	33,397	Water Treatment Facility Upgrades	\$ -	\$ 1,044,000
Kit Carson, Town of	Cheyenne	214	Water Treatment Facility Upgrades	\$ -	\$ 392,000
Norwood, Town of	San Miguel	1,740	Water Treatment Facility Upgrades; Water Storage Upgrades	\$ -	\$ 540,150
Rocky Ford, City of	Otero	4,277	Consolidation of Hancock Water System	\$ -	\$ 945,337
Siebert, Town of	Kit Carson	182	Water Storage Upgrades; Water Distribution System Upgrades	\$ -	\$ 1,719,500
Cheyenne Wells, Town of	Cheyenne	985	Water Distribution System Upgrades	\$ -	\$ 1,732,517
Kremmling, Town of	Grand	1,570	Water Distribution System Upgrades	\$ -	\$ 2,000,000
Arabian Acres Metro District	Teller	620	Water Supply Facility Upgrades; Water Distribution System Upgrades	\$ -	\$ 287,440
Blanca, Town of	Costilla	400	Water Meters	\$ -	\$ 50,000
Fraser, Town of	Grand	996	Water Treatment Facility Upgrades	\$ -	\$ 751,060
Georgetown, Town of	Clear Creek	1,088	Water Treatment Facility Upgrades	\$ 1,340,000	\$ 2,000,000
Manitou Springs, City of	El Paso	4,980	Water Treatment Facility Upgrades; Water Distribution System Upgrades	\$ 7,006,004	\$ 733,996
La Junta, City of	Otero	7,857	Water Storage Upgrades	\$ 1,830,000	\$ -
Florence, City of	Fremont	9,359	Water Treatment Facility Upgrades	\$ 3,025,930	\$ -
Divide MPC	Teller	198	Water Treatment Facility Upgrades	\$ 145,930	\$ -
Ridgway, Town of	Ouray	1,036	Water Distribution System Upgrades	\$ 467,016	\$ -
				\$ 15,114,880	\$ 17,176,000

Attachment 3

Audited Financial Statements as of and for the Years Ended December 31, 2009 and 2008

**Colorado Water Resources
and Power Development Authority**
(A Component Unit of the State of Colorado)

Independent Accountants' Reports, Management's Discussion and Analysis, Basic Financial
Statements, Supplementary Information and Reports Required by OMB Circular A-133

December 31, 2009 and 2008

**Colorado Water Resources
and Power Development Authority
(A Component Unit of the State of Colorado)
December 31, 2009 and 2008**

Contents

Independent Accountants' Report on Financial Statements and Supplementary Information	1
Management's Discussion and Analysis.....	3
Basic Financial Statements	
Statements of Net Assets.....	26
Statements of Revenues, Expenses and Changes in Fund Net Assets	28
Statements of Cash Flows.....	30
Notes to Financial Statements.....	34
Supplementary Information	
Regulatory Basis Combining Schedule of Net Assets – Water Pollution Control Fund	72
Regulatory Basis Combining Schedule of Revenues, Expenses and Changes in Fund Net Assets – Water Pollution Control Fund.....	73
Notes to the Regulatory Basis of the Combining Schedule of Net Assets and the Combining Schedule of Revenues, Expenses and Changes in Fund Net Assets – Water Pollution Control Fund.....	74
Regulatory Basis Combining Schedule of Net Assets – Drinking Water Fund.....	75
Regulatory Basis Combining Schedule of Revenues, Expenses and Changes in Fund Net Assets – Drinking Water Fund	76
Notes to the Regulatory Basis of the Combining Schedule of Net Assets and the Combining Schedule of Revenues, Expenses and Changes in Fund Net Assets – Drinking Water Fund	77
Schedule of Revenues, Expenditures and Changes in Funds Available – Actual (Non-GAAP Budgetary Basis) and Budget – Water Operations Fund.....	78
Reconciliation and Note of Non-GAAP Budgetary Basis (Actual) to Statement of Revenues, Expenses and Changes in Fund Net Assets – Water Operations Fund.....	79
Schedule of Revenues, Expenditures and Changes in Funds Available – Actual (Non-GAAP Budgetary Basis) and Budget – Water Pollution Control Fund.....	80
Reconciliation and Note of Non-GAAP Budgetary Basis (Actual) to Statement of Revenues, Expenses and Changes in Fund Net Assets – Water Pollution Control Fund	81
Schedule of Revenues, Expenditures and Changes in Funds Available – Actual (Non-GAAP Budgetary Basis) and Budget – Drinking Water Fund	82
Reconciliation and Note of Non-GAAP Budgetary Basis (Actual) to Statement of Revenues, Expenses and Changes in Fund Net Assets – Drinking Water Fund.....	83
Schedule of Project Costs Payable – By Borrower.....	84
Schedule of Loans Receivable – By Borrower	88

**Colorado Water Resources
and Power Development Authority
(A Component Unit of the State of Colorado)
December 31, 2009 and 2008**

Contents - continued

Schedule of Bonds Payable – By Issue	97
Schedule of Cash, Cash Equivalents and Investments Held by Trustees – By Investment Type.....	103
Schedule of Cash, Cash Equivalents and Investments Held by Trustees – By Account Type.....	105

Reports Required by OMB Circular A-133

Independent Accountants' Report on Internal Control Over Financial Reporting and on Compliance and Other Matters Based on an Audit of the Financial Statements Performed in Accordance with <i>Government Auditing Standards</i>	107
Independent Accountants' Report on Compliance With Requirements Applicable to Each Major Program and on Internal Control Over Compliance in Accordance With OMB Circular A-133	109
Schedule of Expenditures of Federal Awards.....	111
Notes to Schedule of Expenditures of Federal Awards.....	112
Schedule of Findings and Questioned Costs.....	116
Summary Schedule of Prior Audit Findings	121

Independent Accountants' Report on Financial Statements and Supplementary Information

Board of Directors
Colorado Water Resources and
Power Development Authority
Denver, Colorado

We have audited the accompanying financial statements of each major fund of the Colorado Water Resources and Power Development Authority (the Authority), a component unit of the State of Colorado, as of and for the years ended December 31, 2009 and 2008, which collectively comprise the Authority's basic financial statements as listed in the table of contents. These financial statements are the responsibility of the Authority's management. Our responsibility is to express opinions on these financial statements based on our audits.

We conducted our audits in accordance with auditing standards generally accepted in the United States of America and the standards applicable to financial audits contained in *Government Auditing Standards*, issued by the Comptroller General of the United States. Those standards require that we plan and perform the audit to obtain reasonable assurance about whether the financial statements are free of material misstatement. An audit includes examining, on a test basis, evidence supporting the amounts and disclosures in the financial statements. An audit also includes assessing the accounting principles used and significant estimates made by management, as well as evaluating the overall financial statement presentation. We believe that our audits provide a reasonable basis for our opinions.

In our opinion, the financial statements referred to above present fairly, in all material respects, the financial position of each major fund of the Colorado Water Resources and Power Development Authority as of December 31, 2009 and 2008, and the respective changes in financial position and cash flows thereof for the years then ended in conformity with accounting principles generally accepted in the United States of America.

Board of Directors
Colorado Water Resources and
Power Development Authority

In accordance with *Government Auditing Standards*, we have also issued our report dated April 12, 2010, on our consideration of the Authority's internal control over financial reporting and our tests of its compliance with certain provisions of laws, regulations, contracts and grant agreements and other matters. The purpose of that report is to describe the scope of our testing of internal control over financial reporting and compliance and the results of that testing, and not to provide an opinion on the internal control over financial reporting or on compliance. That report is an integral part of an audit performed in accordance with *Government Auditing Standards* and should be considered in assessing the results of our audit.

The accompanying management's discussion and analysis as listed in the table of contents is not a required part of the basic financial statements but is supplementary information required by the Governmental Accounting Standards Board. We have applied certain limited procedures, which consisted principally of inquiries of management regarding the methods of measurement and presentation of the required supplementary information. However, we did not audit the information and express no opinion on it.

Our audit of the 2009 financial statement was conducted for the purpose of forming opinions on the financial statements that collectively comprise the 2009 basic financial statements. The accompanying supplementary information, including the schedule of expenditures of federal awards required by U.S. Office of Management and Budget Circular A-133, *Audits of States, Local Governments and Non-Profit Organizations*, as listed in the table of contents, is presented for purposes of additional analysis and is not a required part of the basic financial statements. Such information has been subjected to the auditing procedures applied in the audit of the 2009 basic financial statements and, in our opinion, is fairly stated, in all material respects, in relation to the 2009 basic financial statements taken as a whole.

BKD, LLP

April 12, 2010

**COLORADO WATER RESOURCES
AND POWER DEVELOPMENT AUTHORITY**

(A Component Unit of the State of Colorado)

Management's Discussion and Analysis
Years ended December 31, 2009 and 2008

As management of the Colorado Water Resources and Power Development Authority (the Authority), we offer readers of the Authority's financial statements this narrative overview and analysis of the financial activities of the Authority for the years ended December 31, 2009 and 2008.

2009 Financial Highlights

- ▶ As discussed in more detail in the Notes to the Basic Financial Statements, in 2009, the Water Pollution Control Revolving Fund (WPCRF) and the Drinking Water Revolving Fund (DWRF) received \$31.3 million and \$34.4 million, respectively, in grant awards pursuant to the American Recovery and Reinvestment Act (ARRA) of 2009. The WPCRF ARRA grant allocated \$1.2 million for grant administration and \$30.1 million for projects. The DWRF ARRA grant allocated \$2.1 million for grant administration and other set aside activity and \$32.3 million for projects. The WPCRF executed 12 ARRA loans totaling \$28.3 million, and the DWRF executed 24 ARRA loans totaling \$32.3 million. Certain ARRA loans received principal forgiveness and are discussed in more detail below.
- ▶ Combined operating loss totaled \$25.5 million for 2009, compared to operating income of \$9.8 million for 2008. The one-time principal forgiveness expense related to the ARRA loans caused the operating loss in 2009. Operating revenues totaled \$69.4 million in 2009, a decrease of \$1.4 million (2.0%) from operating revenues of \$70.8 million in 2008. Operating expenses totaled \$94.9 million in 2009, a \$33.9 million (55.5%) increase from operating expenses of \$61.0 million in 2008.
- ▶ Combined net assets of the Authority's enterprise funds totaled \$507.7 million. The \$5.7 million (1.1%) increase in combined net assets was the net effect of capitalization grant revenue from the United States Environmental Protection Agency (EPA) totaling \$31.2 million offsetting the combined operating loss of \$25.5 million.
- ▶ Combined interest on investments totaled \$15.1 million, a decrease of \$4.5 million (22.7%) from interest on investments of \$19.6 million in 2008. As in 2008, the majority of the decrease in interest on investments was due to a decrease in variable interest rates on funds invested in cash equivalents.
- ▶ Combined project costs payable-leveraged loans totaled \$36.9 million. Payment of project requisitions totaling \$67.4 million offset by leveraged loan funding totaling \$15.0 million resulted in a \$52.4 million (58.7%) decrease in project costs payable-leveraged loans.
- ▶ Combined current and other liabilities totaled \$164.8 million, an increase of \$69.3 million due to an increase in project costs payable - direct loans of \$65.2 million, resulting from the execution of ARRA and base program direct loans. Included in this liability is \$33.4 million expensed as loan principal forgiveness.
- ▶ Excluding refunding cost adjustments, combined bonds payable totaled \$1.0 billion. Bond principal payments of \$55.2 million were offset by the issuance of bonds in the amount of \$15.7 million resulting in a \$39.5 million decrease in bonds payable.

**COLORADO WATER RESOURCES
AND POWER DEVELOPMENT AUTHORITY**
(A Component Unit of the State of Colorado)

Management's Discussion and Analysis
Years ended December 31, 2009 and 2008

▶ Combined loans receivable totaled \$1.2 billion. Principal payments and other reductions (\$63.2 million) plus principal forgiven (\$33.4 million) offset loans executed (\$108.8 million), resulting in a net increase of \$12.2 million (1.0%). Loans were executed in the following enterprise funds in 2009:

⊕	Water Operations Fund	\$ 21.2 million
⊕	Water Pollution Control	\$ 42.2 million
⊕	Drinking Water	\$ 45.4 million

Overview of the Basic Financial Statements

Management's discussion and analysis is intended to serve as an introduction to the Authority's basic financial statements. Prior years' activity is provided in a comparative presentation in this discussion. The basic financial statements consist of the fund financial statements and the Notes to the Basic Financial Statements.

Fund Financial Statements

A fund is a grouping of related accounts used to maintain control over resources that have been segregated for specific activities or objectives. The Authority, like other state and local governments, uses fund accounting to ensure and demonstrate compliance with finance-related legal requirements. All of the funds of the Authority are enterprise funds. These enterprise funds include three separately maintained funds: 1) The Water Operations Fund, 2) The Water Pollution Control Fund, and 3) The Drinking Water Fund. The basic financial statements for each fund are included in this report. Each fund is considered a major fund.

Notes to the Basic Financial Statements

The Notes to the Basic Financial Statements provide additional information that is essential to a full understanding of the data provided in the basic financial statements.

Financial Analysis of Enterprise Funds

Summary of Net Assets

Overview

The Authority's basic financial statements are comprised of three enterprise funds. To better assist the user of these statements, a separate schedule and analysis for each of the funds is presented below. These schedules summarize the financial position of each enterprise fund as of December 31, 2009 and 2008 in a comparative format. Furthermore, schedules of total enterprise fund data and analyses is provided in comparative year format for 2009-2008 and 2008-2007.

**COLORADO WATER RESOURCES
AND POWER DEVELOPMENT AUTHORITY**

(A Component Unit of the State of Colorado)

Management's Discussion and Analysis
Years ended December 31, 2009 and 2008

Unrestricted current and other assets primarily consist of cash and cash equivalents, investment and loan interest receivable, loan principal payments due in the subsequent year, and other assets and receivables. Restricted assets are comprised of current and noncurrent cash and cash equivalents, investments, and investment income receivable. Restricted assets include amounts relating to borrowers' project accounts, debt service reserve funds, debt service funds and other accounts legally restricted by the revenue bond resolutions. Noncurrent loans receivable includes loan principal payments due more than one year subsequent to the fiscal year end. Loans receivable provide security for associated bonds; and loan payments received, net of state match principal and administrative fees, are restricted for payment of bond debt service.

Current and other liabilities contain accounts such as bond interest payable, bond principal payments due in the subsequent year, project costs payable (remaining borrower direct loan proceeds available), and various other miscellaneous liabilities. The project costs payable – leveraged loans line item contains the total (current and noncurrent) remaining borrower loan proceeds available for loans financed with bond proceeds. Noncurrent debt is the total of bonds payable more than one year subsequent to the fiscal year end. Net assets are classified into three categories: invested in capital assets, restricted, and unrestricted.

Each of the enterprise funds contains one or more leveraged loan programs that are funded, all or in part, with bond proceeds. Bonds are issued only to provide capital for pre-approved loans. Each additional loan-bond financing package directly increases four major line items on the respective fund's summary statement of net assets: bonds payable, restricted assets, loans receivable, and project costs payable – leveraged loans.

As project construction costs are incurred, borrowers submit requisitions for reimbursement. Construction of these infrastructure projects often lasts up to three years. When approved requisitions are paid, reductions to restricted assets and project costs payable are recorded. Therefore, the net changes to these two accounts from year-to-year are dependent upon the increases resulting from new loans and decreases from project requisitions paid. Payment of requisitions from ARRA loans affect only project costs payable.

An explanation and graphical representation of the comparative balances for these four, major line items is shown for total enterprise funds and for each enterprise fund.

Total Enterprise Funds

Schedules 1A and 1B show a summary of net assets for the three enterprise funds of the Authority in total and on a comparative year basis.

The increase in combined unrestricted current and other assets of \$6.5 million to \$211.6 million in 2009 from \$205.1 million in 2008 is mainly attributed to a \$6.2 million increase in current loans receivable. Combined assets decreased by \$20.0 million in 2009, as compared to a larger decrease of \$31.4 million in 2008. Assets decreased due to the payment of project requisitions, including interim loans, that totaled \$95.3 million and \$82.5 million in 2009 and 2008, respectively. The net decrease was limited by loans executed totaling \$75.4 million (net of \$33.4 million in principal forgiven expense) and \$52.8 million in 2009 and 2008, respectively.

**COLORADO WATER RESOURCES
AND POWER DEVELOPMENT AUTHORITY**
(A Component Unit of the State of Colorado)

Management's Discussion and Analysis
Years ended December 31, 2009 and 2008

Similarly, combined total liabilities decreased by \$25.6 million in 2009 compared to a decrease of \$55.8 million in 2008. Total liabilities decreased due to the payment of project requisitions in the amounts stated in the previous paragraph. Furthermore, the net decrease in total liabilities was limited by bonds issued totaling \$15.7 million and \$32.4 million in 2009 and 2008, respectively.

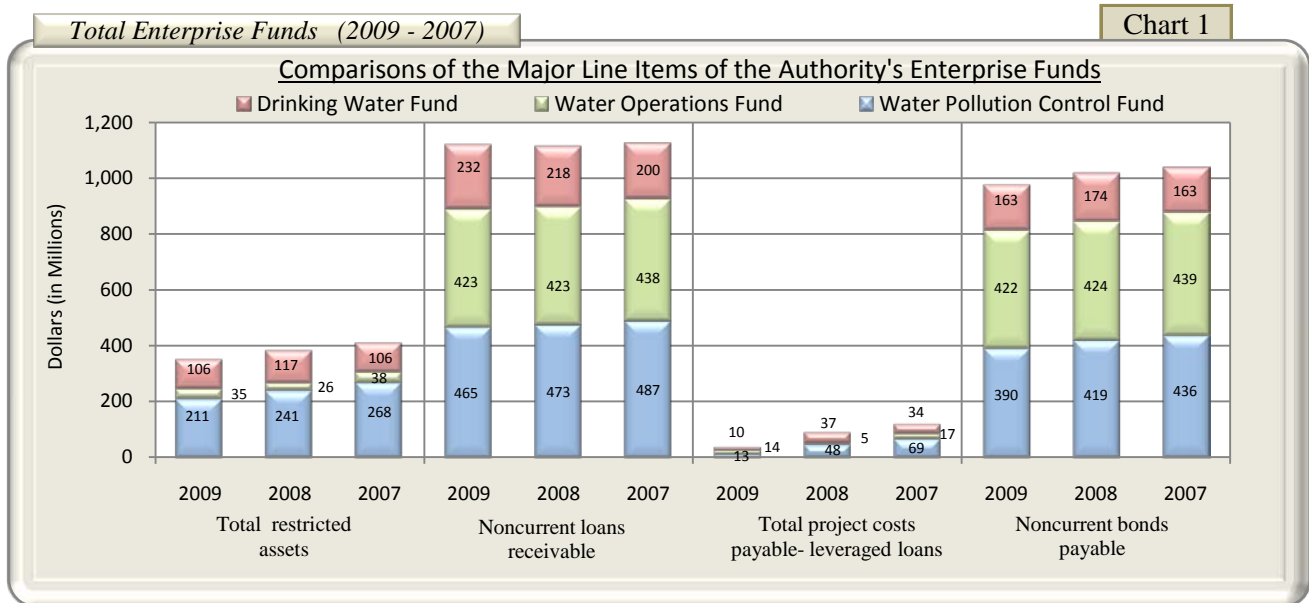
				Schedule 1A
<i>Total Enterprise Funds (2009 - 2008)</i>		Summary of Net Assets as of December 31		
	2009	2008	Change	Pct Chg
Unrestricted current and other assets	\$ 211,599,250	\$ 205,052,283	\$ 6,546,967	3.2%
Restricted assets	352,196,983	384,718,381	(32,521,398)	(8.5%)
Capital assets, net	10,272	14,842	(4,570)	(30.8%)
Noncurrent loans receivable	1,120,158,081	1,114,132,134	6,025,947	0.5%
Total assets	<u>1,683,964,586</u>	<u>1,703,917,640</u>	<u>(19,953,054)</u>	(1.2%)
Current and other liabilities	164,774,655	95,437,907	69,336,748	72.7%
Project costs payable-leveraged loans	36,904,783	89,346,469	(52,441,686)	(58.7%)
Noncurrent bonds payable, net	974,593,105	1,017,118,115	(42,525,010)	(4.2%)
Total liabilities	<u>1,176,272,543</u>	<u>1,201,902,491</u>	<u>(25,629,948)</u>	(2.1%)
Net assets:				
Invested in capital assets	10,272	14,842	(4,570)	(30.8%)
Restricted	443,255,850	435,670,683	7,585,167	1.7%
Unrestricted	64,425,921	66,329,624	(1,903,703)	(2.9%)
Total Net assets	<u>\$ 507,692,043</u>	<u>\$ 502,015,149</u>	<u>\$ 5,676,894</u>	1.1%

				Schedule 1B
<i>Total Enterprise Funds (2008 - 2007)</i>		Summary of Net Assets as of December 31		
	2008	2007	Change	Pct Chg
Unrestricted current and other assets	\$ 205,052,283	\$ 198,136,756	\$ 6,915,527	3.5%
Restricted assets	384,718,381	411,894,280	(27,175,899)	(6.6%)
Capital assets, net	14,842	25,495	(10,653)	(41.8%)
Noncurrent loans receivable	1,114,132,134	1,125,266,117	(11,133,983)	(1.0%)
Total assets	<u>1,703,917,640</u>	<u>1,735,322,648</u>	<u>(31,405,008)</u>	(1.8%)
Current and other liabilities	95,437,907	99,342,497	(3,904,590)	(3.9%)
Project costs payable-leveraged loans	89,346,469	119,778,875	(30,432,406)	(25.4%)
Noncurrent bonds payable, net	1,017,118,115	1,038,579,877	(21,461,762)	(2.1%)
Total liabilities	<u>1,201,902,491</u>	<u>1,257,701,249</u>	<u>(55,798,758)</u>	(4.4%)
Net assets:				
Invested in capital assets	14,842	25,495	(10,653)	(41.8%)
Restricted	435,670,683	407,529,965	28,140,718	6.9%
Unrestricted	66,329,624	70,065,939	(3,736,315)	(5.3%)
Total Net assets	<u>\$ 502,015,149</u>	<u>\$ 477,621,399</u>	<u>\$ 24,393,750</u>	5.1%

**COLORADO WATER RESOURCES
AND POWER DEVELOPMENT AUTHORITY**
(A Component Unit of the State of Colorado)

Management's Discussion and Analysis
Years ended December 31, 2009 and 2008

Chart 1 is a graphical representation of the four major accounts affected by new project financing, as discussed in the overview section of this report. The totals of these four accounts are compared for the years 2009, 2008, and 2007. Each bar is subdivided by colors that represent the amounts that each of the three enterprise funds contributes to the total for that year.



In addition to new project financing, the balances of restricted assets and project costs payable-leveraged loans are subject to fluctuations caused by the demands of borrower project requisitions. The chart shows a consistent decline in combined restricted assets and project costs payable-leveraged loans between 2009, 2008 and 2007 as activity from existing loans and the decline in bond issuances and leveraged loan executions contributes to the decrease in these accounts.

Chart 1 also illustrates that combined noncurrent loans receivable increased by \$6.0 million during 2009 compared to the \$11.1 million decrease in 2008, while combined noncurrent bonds payable decreased by \$42.5 in 2009 compared to a \$21.5 decrease in 2008. Generally, changes in noncurrent loans receivable and non-current bonds payable correlate from year-to-year. However, in 2009, the changes in balances of these accounts differ due to the increase in direct loan executions and a decrease in loans funded from bond issuance(s).

The discussion below describes the changes to each of the three enterprise fund's summary schedule of net assets for the current year and associated charts provide visual information of the effects of financing activities.

**COLORADO WATER RESOURCES
AND POWER DEVELOPMENT AUTHORITY**
(A Component Unit of the State of Colorado)

Management's Discussion and Analysis
Years ended December 31, 2009 and 2008

Water Operations Fund

The Water Operations Fund is described in note 1 of the basic financial statements. This fund is the combination of the business operations of the Authority (general and administrative), the Small Water Resources Projects Program (SWRP), Water Revenue Bonds Program (WRBP), and the Small Hydro Loan Program (SHLP). The SWRP and the WRBP are both leveraged loan programs, whereby revenue bonds are issued and the bond proceeds are used to fund related, approved loans. The SHLP finances projects with direct loans.

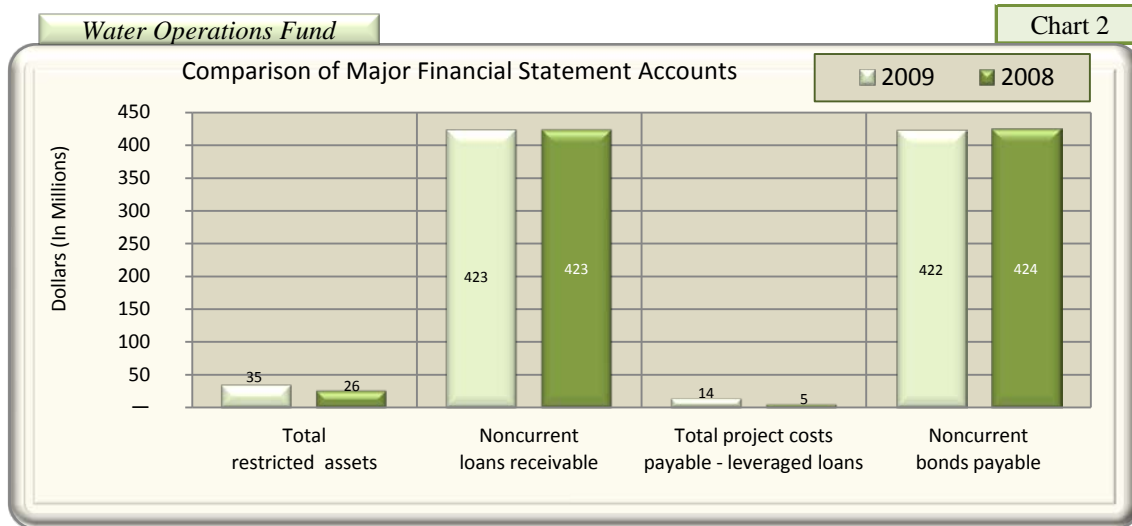
The SWRP leveraged loans are generally more cost effective when a pool of approved borrowers is formed prior to issuing the bonds. Unlike SWRP, WRBP bonds are issued to fund each loan. To reduce the cost of financing for the SWRP and WRBP borrowers, beginning in 2003, the Authority began subsidizing a portion of or all of the costs of issuing bonds. In 2009, \$15.7 million in two WRBP bonds were issued financing two associated leveraged loans, with the Authority subsidizing \$0.5 million in cost of issuance associated with the bond issues. Loans made from these programs are not subsidized by EPA capitalization grants.

<i>Water Operations Fund</i>		Schedule 2			
Summary of Net Assets as of December 31					
	2009	2008	Change	Pct Chg	
Unrestricted current and other assets	\$ 96,489,183	\$ 95,924,669	\$ 564,514	0.6%	
Restricted assets	35,012,896	26,198,400	8,814,496	33.6%	
Capital assets, net	10,272	14,842	(4,570)	(30.8%)	
Noncurrent loans receivable	422,756,890	423,314,999	(558,109)	(0.1%)	
Total assets	<u>554,269,241</u>	<u>545,452,910</u>	<u>8,816,331</u>	1.6%	
Current and other liabilities	27,881,808	26,093,297	1,788,511	6.9%	
Project costs payable-leveraged loans	13,540,613	4,510,607	9,030,006	200.2%	
Noncurrent bonds payable, net	422,231,898	424,221,828	(1,989,930)	(0.5%)	
Total liabilities	<u>463,654,319</u>	<u>454,825,732</u>	<u>8,828,587</u>	1.9%	
Net assets:					
Invested in capital assets	10,272	14,842	(4,570)	(30.8%)	
Restricted	29,789,882	27,614,783	2,175,099	7.9%	
Unrestricted	60,814,768	62,997,553	(2,182,785)	(3.5%)	
Total Net assets	<u>\$ 90,614,922</u>	<u>\$ 90,627,178</u>	<u>\$ (12,256)</u>	(0.0%)	

Occasionally, borrowers have projects that require funding before bonds are ready to be issued. To assist these communities, the Authority offers interim (or bridge) loans, until permanent financing is available. Interim loans are approved with agreed upon maximum principal amounts, but borrowers are only obligated for amounts requisitioned. In 2009, one interim loan was executed, but no requisitions were paid from that loan. Requisitions from a 2008 interim loan totaled \$4.0 million of which \$3.0 million was repaid in 2009. Other Water Operations loan funding activity in 2009 included a \$1.5 million direct loan executed under the SHLP.

**COLORADO WATER RESOURCES
AND POWER DEVELOPMENT AUTHORITY**
(A Component Unit of the State of Colorado)

Management's Discussion and Analysis
Years ended December 31, 2009 and 2008



Included in restricted assets of the Water Operations Fund is the \$1.1 million unexpended balance of the Animas-La Plata escrow account. During 2009, \$0.4 million was paid to the Bureau of Reclamation (Bureau) bringing the total payments to \$8.1 million. Payments made to the Bureau represent progress payments for the purchase of average annual depletion of 2,600 acre-feet of water from the project. These progress payments are recorded as water depletion rights and are included in unrestricted current and other assets as shown in Schedule 2.

The comparative balances of the four major accounts affected by leveraged loans are shown in Chart 2. Loan payments received and bond principal payments offset new loans made and new bonds payable resulting in a net decrease in noncurrent loans receivable and noncurrent bonds payable of \$0.6 million and \$2.0 million, respectively. Project draws of \$10.1 million offset the addition of \$17.2 million in loans, contributing to the increase in restricted assets of \$8.8 million (33.6%). All project funds have been drawn in the SWRP program while \$19.7 million remain available in other Water Operation programs and interim loan project accounts.

Water Pollution Control Fund

Eleven base program direct loans totaling \$13.9 million and 12 ARRA direct loans totaling \$28.3 million were executed for a total of \$42.2 million. Of the 12 ARRA direct loans, six borrowers received \$8.4 million in total principal forgiveness, while four borrowers received \$7.3 million in partial principal forgiveness. No revenue bonds were issued and no leveraged loans were executed in 2009.

The \$9.2 million increase in unrestricted current and other assets is the net effect of several factors. Primarily, the increase is attributable to deallocation. The financial model for the WPCRF program allows for annual


**COLORADO WATER RESOURCES
AND POWER DEVELOPMENT AUTHORITY**
(A Component Unit of the State of Colorado)

Management's Discussion and Analysis
Years ended December 31, 2009 and 2008

reductions in debt service reserve fund balances in September, after bond debt service has been paid. This procedure is referred to as "deallocation" and consists of the maturity and/or liquidation of debt service reserve fund restricted investments and depositing the cash proceeds, along with the state match portion of loan principal repayments and direct loan principal and interest repayments, in the reloan account (unrestricted).

				Schedule 3
<i>Water Pollution Control Fund</i>		Summary of Net Assets as of December 31		
	2009	2008	Change	Pct Chg
Unrestricted current and other assets	\$ 82,061,417	\$ 72,820,891	\$ 9,240,526	12.7%
Restricted assets	211,171,697	241,329,229	(30,157,532)	(12.5%)
Noncurrent loans receivable	465,122,786	472,526,992	(7,404,206)	(1.6%)
Total assets	758,355,900	786,677,112	(28,321,212)	(3.6%)
Current and other liabilities	78,878,521	46,824,933	32,053,588	68.5%
Project costs payable-leveraged loans	12,879,934	47,871,918	(34,991,984)	(73.1%)
Noncurrent bonds payable, net	389,600,960	419,357,923	(29,756,963)	(7.1%)
Total liabilities	481,359,415	514,054,774	(32,695,359)	(6.4%)
Net assets:				
Restricted	276,996,485	272,622,338	4,374,147	1.6%
Total Net assets	\$ 276,996,485	\$ 272,622,338	\$ 4,374,147	1.6%

\$17.0 million was deallocated and transferred to the reloan account, which became unrestricted, and \$13.9 million of reloan funds were used to finance new base program loans, which became restricted, contributing an increase of \$3.0 million to unrestricted current and other assets. Also contributing to the increase in unrestricted current and other assets was a \$4.3 million increase in the loan administrative fee account. No transfers were made from the loan administrative fee account to the Water Operations Fund for payment of the state match loan advance in 2009 compared to the \$4.0 million transferred in 2008.



**COLORADO WATER RESOURCES
AND POWER DEVELOPMENT AUTHORITY**
(A Component Unit of the State of Colorado)

Management's Discussion and Analysis
Years ended December 31, 2009 and 2008

Major factors contributing to the \$30.2 decrease in restricted assets are related to deallocation, as described above, and the payment of borrower requisitions offset by the increase in transfers of unrestricted assets to restricted assets for the funding of new base program loans made in 2009 and other activity as described above. Restricted assets were not affected by the increase in ARRA loan activity, because ARRA loans are funded entirely from the draws on the ARRA grant.

A \$31.2 increase in project costs payable - direct loans was the result of the \$42.2 million increase in loans executed offset by \$11.0 million in direct loan project draws, and was the primary factor contributing to the \$32.1 million net increase of current and other liabilities.

Chart 3 displays the comparative balances of the four-major accounts affected by loan activities. The net decrease in noncurrent loans receivable of \$7.4 million was mainly the result of \$32.1 million in loan principal payments and \$16.2 million in principal forgiveness, offset by the noncurrent portion of the \$42.2 million in loans executed in 2009. As no bonds were issued, noncurrent bonds payable decreased by \$29.8 million, the amount of bond principal paid (\$29.4 million, plus accumulated refunding costs amortization).

Drinking Water Fund

Ten base program direct loans totaling \$13.2 million, and 24 ARRA loans totaling \$32.3 million were executed. Of the 24 ARRA direct loans, 12 borrowers received \$12.3 million in total principal forgiveness, while 5 borrowers received \$4.8 million in partial principal forgiveness. No bonds were issued and no leveraged loans were executed.

<i>Drinking Water Fund</i>		Summary of Net Assets as of December 31			Schedule 4
	2009	2008	Change	Pct Chg	
Unrestricted current and other assets	\$ 33,048,650	\$ 36,306,723	\$ (3,258,073)	(9.0%)	
Restricted assets	106,012,390	117,190,752	(11,178,362)	(9.5%)	
Noncurrent loans receivable	232,278,405	218,290,143	13,988,262	6.4%	
Total assets	<u>371,339,445</u>	<u>371,787,618</u>	<u>(448,173)</u>	(0.1%)	
Current and other liabilities	58,014,326	22,519,677	35,494,649	157.6%	
Project costs payable-leveraged loans	10,484,236	36,963,944	(26,479,708)	(71.6%)	
Noncurrent bonds payable, net	162,760,247	173,538,364	(10,778,117)	(6.2%)	
Total liabilities	<u>231,258,809</u>	<u>233,021,985</u>	<u>(1,763,176)</u>	(0.8%)	
Net assets:					
Restricted	136,469,483	135,433,562	1,035,921	0.8%	
Unrestricted	3,611,153	3,332,071	279,082	8.4%	
Total Net assets	<u>\$ 140,080,636</u>	<u>\$ 138,765,633</u>	<u>\$ 1,315,003</u>	0.9%	

**COLORADO WATER RESOURCES
AND POWER DEVELOPMENT AUTHORITY**
(A Component Unit of the State of Colorado)

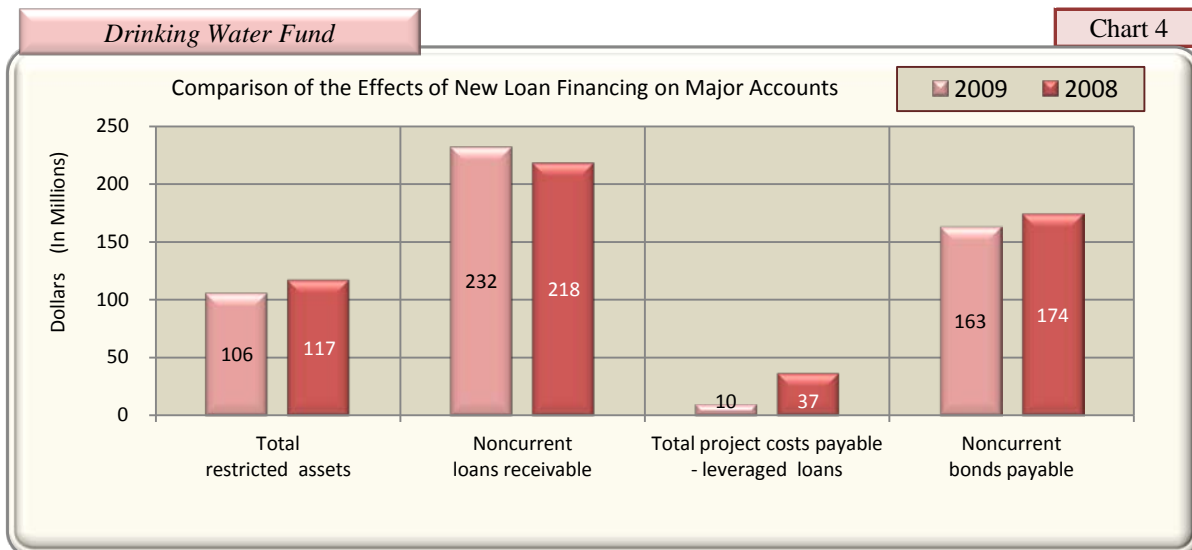
Management's Discussion and Analysis
Years ended December 31, 2009 and 2008

Similar to the process explained in the WPCRF discussion above, deallocation also occurs in the DWRF each September, which decreases restricted assets and increases unrestricted current and other assets. However, deallocation of \$5.6 million, plus an increase of \$2.2 million in current loans receivable, was offset by \$12.1 million in reloan funds used to fund base program direct loans and the net effect of \$1.3 million in other unrestricted current and other assets activities, resulting in a \$3.3 million decrease in unrestricted current and other assets.

Major factors contributing to the \$11.2 decrease in restricted assets are related to deallocation, as described above, and the payment of borrower requisitions offset by the increase in transfers of unrestricted assets to restricted assets for funding of base program loans. Normally an increase in loan funding activity would increase restricted assets. However, ARRA loans are funded entirely from grants; therefore, restricted assets are not affected by these loans.

Noncurrent loans receivable increased \$14.0 million and current loans receivable, included in unrestricted and current assets, increased \$2.2 million. The total \$16.2 million increase was the result of \$45.4 million in loans executed offset by \$17.2 million in principal forgiveness and \$12.0 million in loan principal payments.

The increase in loan funding increased project costs payable-direct loans by \$45.4 million which was offset by \$12.7 million in direct loan project draws for a net increase of \$32.7 million. This increase in project costs payable - direct loans was the main cause of the \$35.5 million increase in current and other liabilities. Other major accounts contributing to the increase include a \$1.2 million increase in current bonds payable and \$1.6 million increase in other current and noncurrent liabilities. Other liabilities consists mainly of the estimated arbitrage liability.



**COLORADO WATER RESOURCES
AND POWER DEVELOPMENT AUTHORITY**
(A Component Unit of the State of Colorado)

Management's Discussion and Analysis
Years ended December 31, 2009 and 2008

\$26.5 million in project funds related to leveraged loans were paid, and since no leveraged loans were executed, project cost payable - leveraged loans decreased by that amount. Bond principal payments of \$9.6 million caused total bonds payable to decrease by that amount. The total bonds payable decrease was the net result of a decrease in noncurrent bonds payable of \$10.8 million offset by an increase of current bonds payable of \$1.2 million. Chart 4 graphically displays the comparative balances of the four major accounts and the effects of financial activity in the DWRF program.

Summary of Changes in Net Assets

Overview

As described in the Notes to the Basic Financial Statements, the Authority issues bonds to fund certain program loans. All bonds are paid from loan payments (principal and interest); however, in the WPCRF and DWRF, a portion of bond interest is paid by investment income earned on restricted assets held in the borrowers' project accounts and in bond debt service reserve funds and represents the loan interest subsidy provided to the borrowers.

Below are schedules showing the summary of changes in net assets by individual enterprise fund and in total. Like the complete statements located in the basic financial statements, these summary schedules show operating revenues, operating expenses, operating income (loss), other sources of revenue, and the changes in net assets in a comparative year format. These schedules quantify the changes in financial position of the Authority as a financing entity. For 2009, interest on investments and interest on loans contributed 56.3% and 21.8%, respectively, to total operating revenues. Interest on bonds and principal forgiveness contributed 53.7% and 35.1%, respectively, to total operating expenses.

The WPCRF and DWRF programs are allowed to collect a loan administrative fee surcharge to supplement the EPA grant funds available for the reimbursement of expenses related to grant administration. Beginning in 2008, the annual administrative fee surcharge rate on DWRF loans, which is computed on the original loan receivable balance and is a component of loan interest, was increased from 0.8% to 1.25%. Due to the structure of the loan program, the increase in the administrative fee rate does not affect the subsidized loan rate charged to the borrowers. The administrative fee surcharge rate on WPCRF loans remains at 0.8%. Generally, these fees remain constant over the term of the loan. Zero interest rate loans (i.e.: disadvantaged community loans and ARRA loans) in both the WPCRF and DWRF programs are assessed no administrative fee surcharge. (For more information regarding the disadvantaged community loan program, see the Notes to the Basic Financial Statements.)

Pursuant to the implementation of Governmental Accounting Standards Board Statement No. 33, *Accounting and Financial Reporting for Nonexchange Transactions*, for the WPCRF and the DWRF, federal capitalization grant revenues are recorded as nonoperating revenue. Grant revenue from the DWRF set asides and grant reimbursements for program administrative costs for both revolving funds are recorded as operating revenue.

**COLORADO WATER RESOURCES
AND POWER DEVELOPMENT AUTHORITY**
(A Component Unit of the State of Colorado)

Management's Discussion and Analysis
Years ended December 31, 2009 and 2008

For loans funded with grant dollars, each project requisition generates a draw from the respective program's grant(s). Capitalization grant revenue is shown below operating income (loss) on the Summary of Changes in Net Assets on Schedule 5A. The major factors that contribute to the amount of EPA capitalization grant revenue recognized are: 1) the number and size of loans funded with grant monies for the year; and 2) the type of loan (ARRA, base program direct, or leveraged, and/or 3) the demand for project cost reimbursements, including projects funded in prior years.

Total Enterprise Funds

Schedules 5A and 5B combine the results of activities of the three enterprise funds, shown in a comparative year format. Although restrictions exist on transfers of monies among the enterprise funds, these schedules provide information about the overall changes in financial position.

Combined interest on loans totaled \$39.1 million, \$38.4 million, and \$39.1 million for 2009, 2008, and 2007, respectively. The increase in 2009, as compared to the decrease in 2008, is the result of an increase in loans executed in all programs. In the years subsequent to the year of execution, new loans produce a full year's interest income, generally increasing loan interest income. However, other factors such as decreasing loan interest due to normal amortization, and credits to loan interest from refunding savings and additional earnings may affect interest on loans. Interest on loans in the Water Operations Fund decreased minimally, while WPCRF increased by \$0.7 million and increased minimally in the DWRF, resulting in an increase of \$0.6 million.

Combined interest on investments totaled \$15.1 million, \$19.6 million, and \$25.4 million for 2009, 2008, and 2007, respectively. Both investment balances and changing interest rates impact the amounts of interest earned. The \$4.5 million decrease in interest on investments was the sum of decreases from all funds: Water Operations (\$0.9 million), WPCRF (\$2.1 million) and DWRF (\$1.5 million). One of the major factors for the decrease in interest on investments was the decrease in the average annual interest rate for COLOTRUST, which was 0.4% for 2009 compared to 2.6% for 2008 and 5.1% for 2007.

The WPCRF interest on investments decreased \$2.1 million in 2009, and was the major factor in the \$4.5 million decrease in combined interest on investments. Likewise, in 2008, the \$3.7 million decrease in WPCRF interest on investments contributed to the \$5.8 million decrease in combined interest on investments. Both years saw declining investment interest rates and decreased investment balances. The earnings on the investments in the SWRP and WRBP are recorded as accounts payable-borrowers, as explained in the following Water Operations Fund section, and therefore, do not affect interest on investments.

**COLORADO WATER RESOURCES
AND POWER DEVELOPMENT AUTHORITY**
(A Component Unit of the State of Colorado)

Management's Discussion and Analysis
Years ended December 31, 2009 and 2008

<i>Total Enterprise Funds (2009 - 2008)</i>			Schedule 5A	
Summary of Changes in Net Assets as of December 31				
	2009	2008	Change	Pct Chg
Operating revenues:				
Interest on loans	\$ 39,092,011	\$ 38,444,783	\$ 647,228	1.7%
Interest on investments	15,153,370	19,614,944	(4,461,574)	(22.7%)
Administrative fees and other income	8,395,702	8,168,349	227,353	2.8%
EPA grants	6,764,380	4,626,781	2,137,599	46.2%
Total operating revenues	69,405,463	70,854,857	(1,449,394)	(2.0%)
Operating expenses:				
Interest on bonds	50,984,759	52,137,801	(1,153,042)	(2.2%)
Grant administration	4,049,824	3,324,022	725,802	21.8%
Loan principal forgiven	33,364,125	343,268	33,020,857	9619.6%
General, administrative, and other expenses	1,690,559	1,290,790	399,769	31.0%
EPA set asides	4,841,839	3,940,376	901,463	22.9%
Total operating expenses	94,931,106	61,036,257	33,894,849	55.5%
Operating income (loss)	(25,525,643)	9,818,600	(35,344,243)	(360.0%)
EPA capitalization grants	31,202,537	14,575,150	16,627,387	114.1%
Change in net assets	5,676,894	24,393,750	(18,716,856)	(76.7%)
Net assets – beginning of year	502,015,149	477,621,399	24,393,750	5.1%
Net assets – end of year	\$ 507,692,043	\$ 502,015,149	\$ 5,676,894	1.1%

<i>Total Enterprise Funds (2008 - 2007)</i>			Schedule 5B	
Summary of Changes in Net Assets as of December 31				
	2008	2007	Change	Pct Chg
Operating revenues:				
Interest on loans	\$ 38,444,783	\$ 39,104,435	\$ (659,652)	(1.7%)
Interest on investments	19,614,944	25,449,194	(5,834,250)	(22.9%)
Administrative fees and other income	8,168,349	7,992,412	175,937	2.2%
EPA grants	4,626,781	4,988,780	(361,999)	(7.3%)
Total operating revenues	70,854,857	77,534,821	(6,679,964)	(8.6%)
Operating expenses:				
Interest on bonds	52,137,801	53,122,040	(984,239)	(1.9%)
Grant administration	3,324,022	2,214,516	1,109,506	50.1%
Loan principal forgiven	343,268	264,550	78,718	29.8%
General, administrative, and other expenses	1,290,790	1,262,416	28,374	2.2%
EPA set asides	3,940,376	4,404,102	(463,726)	(10.5%)
Total operating expenses	61,036,257	61,267,624	(231,367)	(0.4%)
Operating income	9,818,600	16,267,197	(6,448,597)	(39.6%)
EPA capitalization grants	14,575,150	18,904,991	(4,329,841)	(22.9%)
Change in net assets	24,393,750	35,172,188	(10,778,438)	(30.6%)
Net assets – beginning of year	477,621,399	442,449,211	35,172,188	7.9%
Net assets – end of year	\$ 502,015,149	\$ 477,621,399	\$ 24,393,750	5.1%

**COLORADO WATER RESOURCES
AND POWER DEVELOPMENT AUTHORITY**
(A Component Unit of the State of Colorado)

Management's Discussion and Analysis
Years ended December 31, 2009 and 2008

Combined interest on bonds decreased \$1.2 million in 2009 and \$1.0 million in 2008. Although bonds totaling \$15.7 million and \$32.4 million were issued in 2009 and 2008, respectively, the decrease resulting from normal amortization of all existing bonds, exceeded the expense added by the bonds issued in 2009 and 2008.

The implementation of ARRA grant conditions, including principal forgiveness, (as described in the Notes to the Financial Statements) necessitated the addition of loan principal forgiven as a 2009 financial statement expense line item. Loan principal forgiven totaled \$33.4 million, \$0.3 million and \$0.3 million for 2009, 2008 and 2007, respectively. All revenue and expense line items of Schedule 5A and 5B are generally comparable between years, except for loan principal forgiven. This additional 2009 operating expense was the largest contribution to the operating loss for the year.

All funds experienced operating losses resulting in a 2009 combined total operating loss of \$25.5 million, compared to a combined operating income of \$9.8 million and \$16.3 million in 2008 and 2007, respectively. As discussed above, reductions in interest on investments occurred each year, mainly due to decreases in interest rates. Although lower rates contributed to the 2009 operating loss, the \$6.4 million decrease in 2008 operating income was primarily the result of reduced interest on investments, caused by lower investment interest rates.

The 2009 combined operating loss was offset by \$31.2 million in EPA capitalization grants resulting in a \$5.7 million change in net assets. Combined change in net assets decreased by \$18.7 million in 2009, compared to a \$10.8 million decrease in combined change in net assets in 2008. The decrease in 2009 change in net assets was primarily the result of a \$33.0 million increase in loan principal forgiven offset by a \$16.6 million increase in EPA Capitalization grants. In 2008, the change in net assets decreased by \$10.8 million and was attributed to decreases in both interest on investments (\$5.8 million) and EPA Capitalization grants (\$4.3 million).

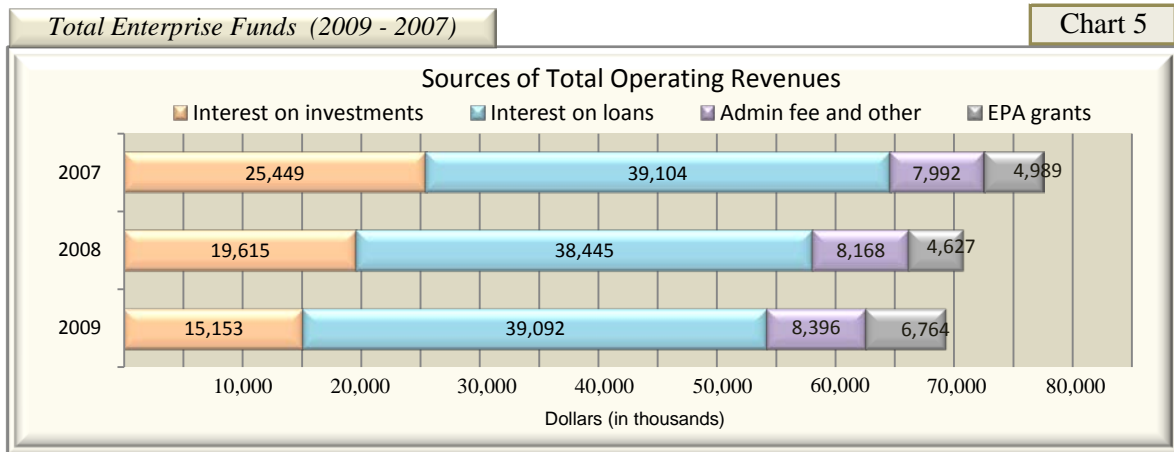


Chart 5 compares the major sources of combined operating revenues among the years and illustrates the effects of interest on investments and interest on loans discussed above. Note the decrease in interest on investments,

**COLORADO WATER RESOURCES
AND POWER DEVELOPMENT AUTHORITY**
(A Component Unit of the State of Colorado)

Management's Discussion and Analysis
Years ended December 31, 2009 and 2008

and the increase in interest on loans and EPA grants in 2009 from 2008. Leveraged loans in the WPCRF and the DWRF are subsidized by investment income earned in the debt service reserve funds (reserve fund financing model). The reserve fund earnings make up a portion of total interest on investments. The investment income plus loan interest income provides the funds to pay the bond interest expense in each corresponding year.

As expected, combined loan administrative fee income increased slightly in 2009 and 2008 in the WPCRF and DWRF due to loans executed in previous years. The combined EPA grant revenue shown in combined operating revenue is comprised of grant funds drawn for program administration, and for funding the DWRF set aside activities as discussed in the Notes to the Basic Financial Statements. EPA capitalization grants used for the loan programs are not part of operating revenue.

Combined EPA capitalization grants totaled \$31.2 million, \$14.6 million, and \$18.9 million, for 2009, 2008, and 2007, respectively. As explained earlier in this section, grant funds are drawn as requisitions are paid to borrowers with projects financed with capitalization grant monies. Historically, the grant amounts are comparable with the project draws made in WPCRF and the DWRF for those years. However, ARRA loans are funded 100% with grant dollars, and these loans increased the total 2009 EPA capitalization grants by \$8.9 million. The Water Operations Fund loans are not subsidized by EPA capitalization grants. Capitalization grant revenue contributed 100%, 59.7%, and 53.7% of the total change in net assets for 2009, 2008, and 2007, respectively.

The discussion below describes the changes to each of the three-enterprise fund's summary schedule of changes in net assets and associated charts to provide visual information of the components of income and expense that impact the change in net assets for 2009 and 2008.

Water Operations Fund

The Summary of Net Assets (Schedule 2) for the Water Operations Fund reflects that noncurrent loans receivable decreased by \$0.6 million while noncurrent bonds payable decreased by \$2.0 million. No projects have been financed by the SWRP since 2003. Two bonds were issued and two associated leveraged loans were executed in the WRBP. The decrease in interest on loans in the Water Operations Fund in 2009 is attributed to normal amortization in both leveraged programs and early loan payoffs that occurred in the SWRP. Accordingly, both interest on loans and interest on bonds, as shown in Schedule 6, decreased by 0.3% and 0.7%, respectively.

The largest source of interest on investments in the Water Operations Fund is generated by the investment pool managed by the Colorado State Treasurer. Additional interest on investments is earned from investments in the COLOTRUST accounts. The average interest rates on these accounts decreased by 1.1% and 2.2%, respectively, which resulted in the \$0.9 million decrease in interest on investments.

**COLORADO WATER RESOURCES
AND POWER DEVELOPMENT AUTHORITY**
(A Component Unit of the State of Colorado)

Management's Discussion and Analysis
Years ended December 31, 2009 and 2008

Schedule 6

Water Operations Fund

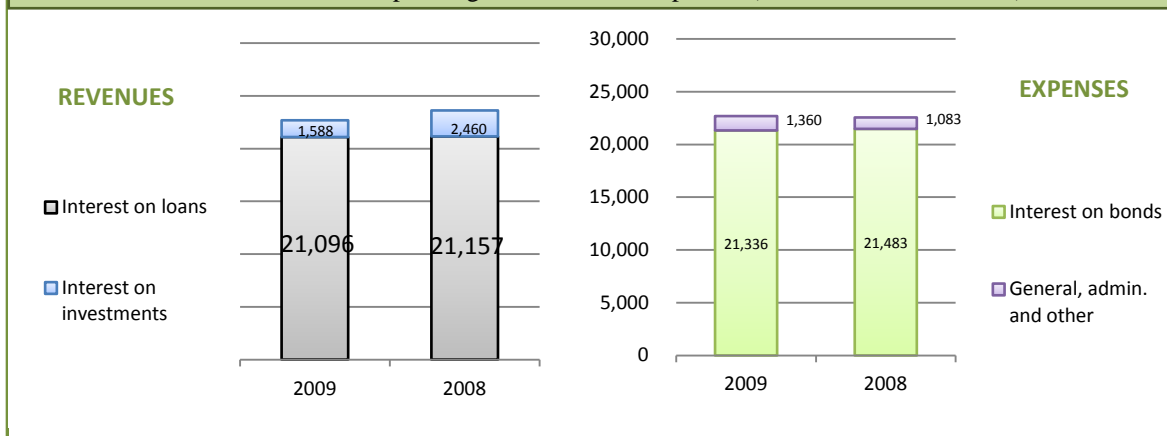
	Summary of Changes in Net Assets as of December 31			
	2009	2008	Change	Pct Chg
Operating revenues:				
Interest on loans	\$ 21,095,985	\$ 21,157,105	\$ (61,120)	(0.3%)
Interest on investments	1,588,400	2,460,256	(871,856)	(35.4%)
Total operating revenues	<u>22,684,385</u>	<u>23,617,361</u>	<u>(932,976)</u>	(4.0%)
Operating expenses:				
Interest on bonds	21,336,249	21,482,809	(146,560)	(0.7%)
General, administrative, and other expenses	1,360,392	1,082,734	277,658	25.6%
Total operating expenses	<u>22,696,641</u>	<u>22,565,543</u>	<u>131,098</u>	0.6%
Operating income (loss)	<u>(12,256)</u>	<u>1,051,818</u>	<u>(1,064,074)</u>	(101.2%)
Change in net assets	(12,256)	1,051,818	(1,064,074)	(101.2%)
Net assets – beginning of year	<u>90,627,178</u>	<u>89,575,360</u>	<u>1,051,818</u>	1.2%
Net assets – end of year	<u>\$ 90,614,922</u>	<u>\$ 90,627,178</u>	<u>\$ (12,256)</u>	(0.0%)

Interest on investments is not affected by invested funds in the WRBP. The structure of the WRBP program allows borrowers to requisition accumulated investment income to pay for project costs, or to reduce their loan interest payable. The earnings on these investments are recorded as a liability (accounts payable – borrower) rather than as income. If a borrower elects to reduce scheduled loan interest payments by applying investment earnings from its project account, those earnings are recorded as loan interest income. However, if a borrower elects to use these earnings for payment of project costs, the reimbursement to the borrower reduces the liability accordingly.

Water Operations Fund

Chart 6

Sources of Operating Revenues and Expenses (in Thousands of Dollars)



**COLORADO WATER RESOURCES
AND POWER DEVELOPMENT AUTHORITY**
(A Component Unit of the State of Colorado)

Management's Discussion and Analysis
Years ended December 31, 2009 and 2008

In 2009, preparatory work began for the feasibility study and design for the construction of the Long Hollow dam and reservoir in southwestern Colorado. These costs, plus additional WRBP allocated costs and SHLP planning and design grants, resulted in the \$0.3 million (25.6%) increase in general, administrative and other expenses.

As shown in Chart 6, interest on investments and interest on loans are the principal sources of operating revenues in the Water Operations Fund. Interest on investments decreased 35.4% while interest on loans decreased by 0.3%. General, administrative and other expenses increased 25.6%, as discussed above. The changes from these components resulted in a small net operating loss for 2009, compared to \$1.1 million net operating income for 2008.

Water Pollution Control Fund

Interest on loans is affected by several factors; additional interest resulting from new loans executed, declining interest due to normal loan amortization, and various credits, in addition to normal subsidy credits, that adjust loan interest from time to time. The net effect of these factors resulted an increase of \$0.7 million. ARRA loans with loans receivable balances after being reduced for principal forgiveness have zero interest rates.

The decrease in interest on investments of \$2.1 million (17.4%) can be attributed to two major factors. First, the average annual COLOTRUST interest rate decreased to 0.4% in 2009 from 2.6% in 2008, resulting in a decrease in interest on investments of \$1.3 million. Second, as shown in Schedule 3, restricted assets decreased by \$30.2 million, contributing to the total decrease.

Activity in the Water Pollution Control Fund resulted in an operating loss of \$10.7 million in 2009, compared to an operating income of \$5.1 million in 2008. The Water Pollution Control Fund loss represents 42% of the combined operating loss in 2009. Contributors to the decrease in operating income include a decrease in interest on investments (\$2.1 million) and an increase in loan principal forgiven (\$16.0 million). \$15.3 million in EPA capitalization grants offset the operating loss resulting in a change in fund net assets of \$4.4 million, a decrease of \$7.1 million (61.9%).

Similar to interest on loans, interest on bonds is affected by several factors; additional interest expense resulting from new bonds issued, declining interest expense due to normal bond amortization and refunding cost amortization. The net effect of these factors resulted in a decrease of \$1.2 million, since no bonds were issued.

As previously discussed, a proportionate amount of EPA capitalization grant revenue is recognized for each borrower project requisition. EPA capitalization grant revenue totaled \$15.3 million in 2009 compared to \$6.5 million in 2008.

**COLORADO WATER RESOURCES
AND POWER DEVELOPMENT AUTHORITY**
(A Component Unit of the State of Colorado)

Management's Discussion and Analysis
Years ended December 31, 2009 and 2008

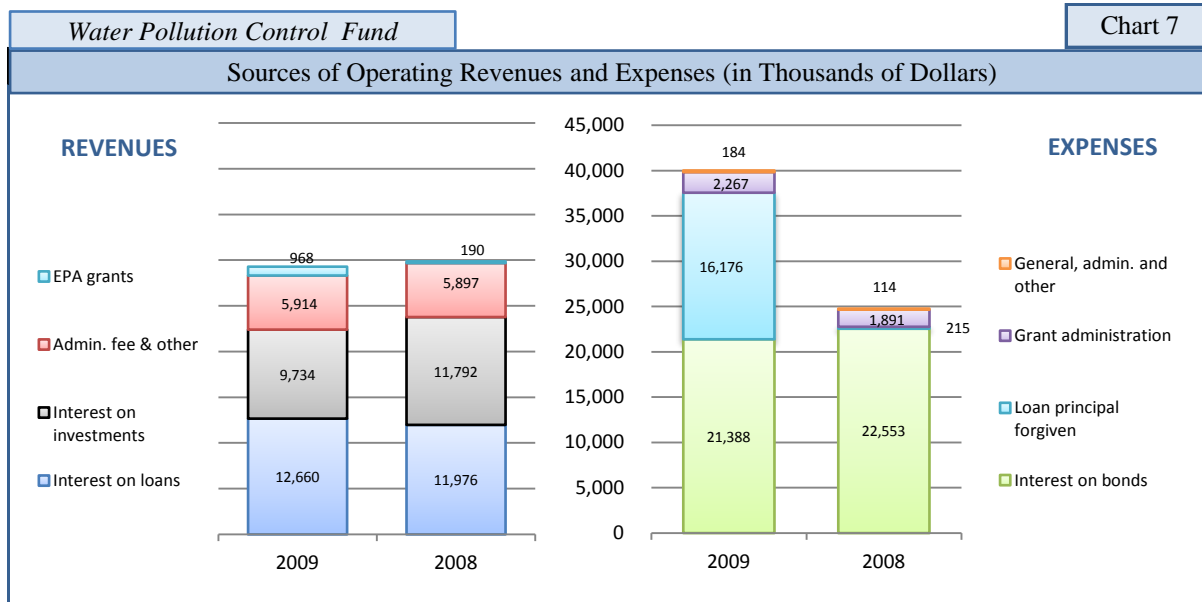
<i>Water Pollution Control Fund</i>	Summary of Changes in Net Assets as of December 31			
	2009	2008	Change	Pct Chg
Operating revenues:				
Interest on loans	\$ 12,660,154	\$ 11,976,186	\$ 683,968	5.7%
Interest on investments	9,734,431	11,791,740	(2,057,309)	(17.4%)
Administrative fee and other income	5,913,930	5,896,526	17,404	0.3%
EPA grants-administrative	968,013	190,135	777,878	409.1%
Total operating revenues	<u>29,276,528</u>	<u>29,854,587</u>	<u>(578,059)</u>	<u>(1.9%)</u>
Operating expenses:				
Interest on bonds	21,388,472	22,552,646	(1,164,174)	(5.2%)
Grant administration	2,266,592	1,891,365	375,227	19.8%
Loan principal forgiven	16,176,102	215,039	15,961,063	7422.4%
General, administrative, and other expenses	183,759	114,495	69,264	60.5%
Total operating expenses	<u>40,014,925</u>	<u>24,773,545</u>	<u>15,241,380</u>	<u>61.5%</u>
Operating income (loss)	(10,738,397)	5,081,042	(15,819,439)	(311.3%)
EPA capitalization grants	15,283,284	6,529,661	8,753,623	134.1%
Transfers in (out)	<u>(170,740)</u>	<u>(122,605)</u>	<u>(48,135)</u>	<u>39.3%</u>
Change in net assets	4,374,147	11,488,098	(7,113,951)	(61.9%)
Net assets – beginning of year	<u>272,622,338</u>	<u>261,134,240</u>	<u>11,488,098</u>	<u>4.4%</u>
Net assets – end of year	<u>\$ 276,996,485</u>	<u>\$ 272,622,338</u>	<u>\$ 4,374,147</u>	<u>1.6%</u>

Chart 7 shows the components of operating revenues and expenses in a comparative format. As discussed above, interest on loans increased \$0.7 million, interest on bonds decreased \$1.2 million and interest on investments decreased \$2.1 million. Interest on investments plus interest on loans comprised 76.5% of operating revenues in 2009 and 79.6% in 2008. Interest on bonds contributed 53.5% and 91.0% to operating expense in 2009 and 2008, respectively. Principal forgiveness expense represented 40.4% of operating expenses in 2009 compared to 0.1% in 2008 due to the implementation of the ARRA grant conditions as discussed in the Notes to the Basic Financial Statements.

The cost to administer the WPCRF totaled \$2.3 million, an increase of \$0.4 million (19.8%). Included in this amount are reimbursed costs paid to the Water Quality Control Division (WQCD) of the Colorado Department of Public Health and Environment (\$1.3 million), and the Division of Local Government (DLG) of the Colorado Department of Local Affairs (\$0.1 million). These agencies of the State provide environmental, technical, outreach and financial analysis services in operating the WPCRF Program. Most of the increase was due to additional staffing needs at the WQCD to meet the time deadlines for ARRA related activities.

**COLORADO WATER RESOURCES
AND POWER DEVELOPMENT AUTHORITY**
(A Component Unit of the State of Colorado)

Management's Discussion and Analysis
Years ended December 31, 2009 and 2008



Drinking Water Fund

The decrease in interest on investments of \$1.5 million (28.6%) in the DWRF was a result of the same interest rate decrease effect as the other funds as well as an \$11.2 million decrease in restricted assets, as shown in Schedule 4.

Interest on loans is affected by several factors; additional interest resulting from new loans executed, declining interest due to normal loan amortization, and various credits, in addition to normal subsidy credits, that adjust loan interest from time to time. The net effect of these factors in the DWRF resulted in a minimal increase in interest on loans. Similar to the WPCRF, ARRA loans with loans receivable balances after being reduced for principal forgiveness have zero interest rates.

Similar to interest on loans, interest on bonds is affected by several factors; additional interest expense resulting from new bonds issued, declining interest expense due to normal bond amortization and refunding cost amortization. The net effect of these factors in the DWRF resulted in a \$0.2 million (1.9%) increase in interest on bonds since no bonds were issued.

Please refer to the Notes to the Basic Financial Statements for an explanation of the set aside programs funded by the DWRF. These grant dollars reimburse the costs incurred to implement these special programs designed to enhance safe drinking water supplies. As program costs are incurred, EPA grant funds are drawn for those specific purposes. The amount of set aside program income and expense is dependent upon the actions of the WQCD. Set aside expenditures increased by \$0.9 million (22.9%).

**COLORADO WATER RESOURCES
AND POWER DEVELOPMENT AUTHORITY**
(A Component Unit of the State of Colorado)

Management's Discussion and Analysis
Years ended December 31, 2009 and 2008

<i>Drinking Water Fund</i>			Schedule 8	
Summary of Changes in Net Assets as of December 31				
	2009	2008	Change	Pct Chg
Operating revenues:				
Interest on loans	\$ 5,335,872	\$ 5,311,492	\$ 24,380	0.5%
Interest on investments	3,830,539	5,362,948	(1,532,409)	(28.6%)
Administrative fee and other income	2,481,772	2,271,823	209,949	9.2%
EPA grants	5,796,367	4,436,646	1,359,721	30.6%
Total operating revenues	<u>17,444,550</u>	<u>17,382,909</u>	<u>61,641</u>	0.4%
Operating expenses:				
Interest on bonds	8,260,038	8,102,346	157,692	1.9%
Grant administration	1,783,232	1,432,657	350,575	24.5%
Loan principal forgiven	17,188,023	128,229	17,059,794	13304.2%
General, administrative, and other expenses	146,408	93,561	52,847	56.5%
EPA set asides	4,841,839	3,940,376	901,463	22.9%
Total operating expenses	<u>32,219,540</u>	<u>13,697,169</u>	<u>18,522,371</u>	135.2%
Operating income (loss)	(14,774,990)	3,685,740	(18,460,730)	(500.9%)
EPA capitalization grants	15,919,253	8,045,489	7,873,764	97.9%
Transfers in (out)	170,740	122,605	48,135	100.0%
Change in net assets	<u>1,315,003</u>	<u>11,853,834</u>	<u>(10,538,831)</u>	(88.9%)
Net assets – beginning of year	<u>138,765,633</u>	<u>126,911,799</u>	<u>11,853,834</u>	9.3%
Net assets – end of year	<u>\$ 140,080,636</u>	<u>\$ 138,765,633</u>	<u>\$ 1,315,003</u>	0.9%

The cost to administer the DWRF totaled \$1.8 million, a 24.5% increase. Included in this amount are reimbursed costs paid to the WQCD (\$1.1 million), and DLG (\$0.1 million). These State agencies provide environmental, technical, outreach and financial analysis services in operating the DWRF. Similar to the WPCRF, the majority of the increase was due to additional staffing at the WQCD for ARRA related work.

EPA capitalization grant revenues increased \$7.9 million (97.9%). As discussed at the beginning of this section, a proportionate amount of EPA capitalization grant revenue is recognized for each borrower project requisition funded with grant dollars. Project requisitions for leveraged loans funded with grants increased from \$19.2 million in 2008 to \$26.5 million in 2009. Capitalization grant revenue of \$11.3 million and \$4.6 million was recorded for leveraged loan projects and direct loan projects, respectively, for a total of \$15.9

DWRF activity resulted in an operating loss of \$14.8 million, the result of ARRA loan principal forgiveness totaling \$17.2 million. The operating loss was offset by EPA capitalization grant revenue of \$15.9 million and interfund transfers-in of \$0.2 million resulting in an \$1.3 million (1.0%) increase in total net assets.

**COLORADO WATER RESOURCES
AND POWER DEVELOPMENT AUTHORITY**
(A Component Unit of the State of Colorado)

Management's Discussion and Analysis
Years ended December 31, 2009 and 2008

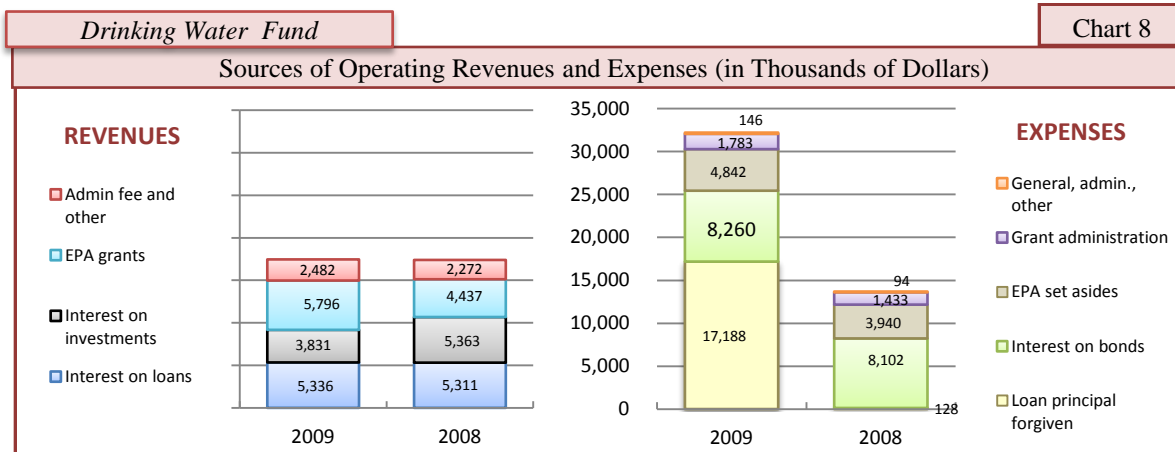


Chart 8 shows the components of operating revenues and expenses in a comparative format. Interest on investments plus interest on loans comprised 52.5% of operating revenues in 2009 and 61.4% in 2008. Interest on bonds contributed 25.6% and 59.2% to operating expenses in 2009 and 2008, respectively. As with the WPCRF, the ARRA grant conditions allowed for loan principal forgiveness which is included in the principal forgiveness expense. This expense comprised 53.3% of total expenses in 2009 compared to 0.9% in 2008.

Economic Factors:

The demand for financing water and wastewater infrastructure projects is not affected by general economic conditions. The primary factors that affect demand are:

- More stringent, federal water quality standards often mandate the replacement of or upgrades to infrastructure.
- Colorado's population continues to increase, requiring plant expansions.
- The need to replace aging infrastructure is expanding.
- Periods of drought affecting Colorado in past years have created interest in building additional reservoir storage, transmission projects and acquisition of water rights.
- Low interest rates on municipal bonds issued by the Authority result in lower loan interest rates, especially those loans subsidized by the WPCRF and DWRP, thereby making project financing more affordable for local communities.
- Additional federal funding, such as the ARRA grants discussed below, created a demand for project financing that exceeded funds available.

The Authority plans to continue subsidizing loan interest rates for borrowers in both the WPCRF and DWRP in 2010. As of December 31, 2009, out of the total amount of EPA capitalization grant funds awarded to the DWRP, \$23.3 million remains unobligated and available for loans. As of December 31, 2009, out of the total

**COLORADO WATER RESOURCES
AND POWER DEVELOPMENT AUTHORITY**

(A Component Unit of the State of Colorado)

Management's Discussion and Analysis
Years ended December 31, 2009 and 2008

amount of EPA capitalization grant funds awarded to the WPCRF through 2009, \$7.3 million remains unobligated and available for loans.

During 2005 and 2007, disadvantaged community (DC) loan programs were implemented in the DWRF and WPCRF programs, respectively. These programs are explained in note 1 in the basic financial statements. Both revolving fund programs strongly support assistance to small disadvantaged communities. As of December 31, 2009, 47 base program DC loans had been executed, 28 in the DWRF and 19 in the WPCRF, with original principal amounts of \$17.8 million and \$11.8 million, respectively. Of the 47 loans, 33 are financed at zero percent interest rates, and 14 are financed at reduced rates. Administrative fees are not assessed on zero percent loans. The foregone loan interest and administrative fees reduce the funds available for new loans and to pay administrative expenses; however, the financial impact to the programs is currently deemed acceptable in light of the benefits to the disadvantaged communities.

In January 2010, Congress appropriated funds for EPA Clean Water and Drinking Water State Revolving Fund base program capitalization grants. The Authority's scheduled 2010 allotment for the Clean Water capitalization grant is \$16.3 million and \$24.1 million for the Drinking Water capitalization grant. The terms of the 2010 Clean Water grant will include a minimum additional subsidization of \$2.4 million and a minimum \$3.3 million for qualifying green projects. The terms of the 2010 Drinking Water grant will include a minimum additional subsidization of \$7.2 million of the total grant and a minimum of \$4.8 million for qualifying green projects. The grant applications for both base programs have been completed and submitted to the EPA. From all available resources, including the 2010 capitalization grants, any remaining unobligated base program grant funds and reloan funds and with some bond leveraging, the estimated 2010 loan capacity is \$118.0 million and \$37.0 million for the WPCRF and the DWRF, respectively.

During 2009, the United States financial markets were adversely impacted by mortgage defaults. Many financial-related companies, including bond insurers and banks, were impacted due to their ownership of collateralized debt obligations (bundled mortgages) or due to their insuring such obligations. Because of a rating downgrade of MBIA, counterparty to three repurchase agreements, the Authority terminated the three agreements in 2009. The proceeds from the repurchase agreement held in the WPCRF 1994 Series A Matching Account (debt service reserve fund) was reinvested in eligible securities in accordance with the bond resolutions and Authority investment policy. The proceeds from the repurchase agreements held in the WPCRF 1995 Series A and the DWRF 2000 Series A Matching Accounts are invested in COLOTRUST until favorable financial market conditions develop for reinvestment in a longer-term security. Pursuant to the terms of the DWRF repurchase agreement, MBIA included a \$2,350,320 "Make Whole" amount (in addition to the remaining principal face value of the contract) in the termination proceeds. However, the Authority has been advised by its arbitrage consulting firm that a majority of the \$2.3 million will likely be subject to arbitrage rebate in 2010.

**COLORADO WATER RESOURCES
AND POWER DEVELOPMENT AUTHORITY**
(A Component Unit of the State of Colorado)

Management's Discussion and Analysis
Years ended December 31, 2009 and 2008

The Authority continues to closely monitor the ratings of the counterparties of the remaining repurchase agreements and the collateral that secures the repurchase agreements, as described in the Notes to the Basic Financial Statements, and the Authority will take appropriate action, as allowed under the terms of the agreements, if needed, to be reasonably assured that funds will be available when needed and/or that the ratings on the respective bonds are not lowered.

Also, as a result of the adverse impact of the financial markets on bond insurers, the Authority provided a number of material event notices in 2009 to the appropriate repositories regarding the changes in ratings of Financial Guaranty Insurance Corporation, MBIA, Financial Security Assurance, and Assured Guaranty Corporation.

Requests for Information

This financial report was designed to provide a general overview for all those with an interest in the Authority's finances. Questions concerning any of the information provided in this report or request for additional financial information should be addressed to:

Duane Dohrer, Controller
Colorado Water Resources & Power Development Authority
1580 Logan Street, Suite 620
Denver, CO 80203

**Colorado Water Resources
and Power Development Authority**
(A Component Unit of the State of Colorado)

Statement of Net Assets
December 31, 2009

Assets	Water Operations	Water Pollution Control	Drinking Water	Totals
Current assets:				
Cash and cash equivalents	\$ 58,845,211	\$ 41,007,452	\$ 15,021,807	\$ 114,874,470
Federal grants receivable	—	152,978	1,303,272	1,456,250
Investment income receivable	127,872	385,782	173,167	686,821
Loans receivable	15,369,169	33,905,569	14,203,884	63,478,622
Due from other funds	1,993,686	—	—	1,993,686
Accounts receivable – borrowers	5,696,047	6,609,636	2,346,520	14,652,203
Other assets	24,540	—	—	24,540
Restricted assets:				
Cash and cash equivalents	25,337,573	29,473,465	30,781,714	85,592,752
Investments	—	14,017,855	3,935,801	17,953,656
Investment income receivable	4,632	545,590	340,014	890,236
Total current assets	107,398,730	126,098,327	68,106,179	301,603,236
Noncurrent assets:				
Restricted assets:				
Cash and cash equivalents	9,668,270	8,561,825	10,200,141	28,430,236
Investments	—	155,994,206	60,066,546	216,060,752
Investment income receivable	2,421	2,578,756	688,174	3,269,351
Advance receivable	1,238,143	—	—	1,238,143
Loans receivable	422,756,890	465,122,786	232,278,405	1,120,158,081
Water depletion rights – Animas-La Plata	8,054,424	—	—	8,054,424
Capital assets – equipment, net of accumulated depreciation of \$89,894	10,272	—	—	10,272
Other assets	5,140,091	—	—	5,140,091
Total noncurrent assets	446,870,511	632,257,573	303,233,266	1,382,361,350
Total assets	554,269,241	758,355,900	371,339,445	1,683,964,586
Liabilities and Net Assets				
Current liabilities:				
Project costs payable – direct loans	1,355,337	32,302,837	38,527,697	72,185,871
Project costs payable – leveraged loans	13,540,613	12,879,934	9,398,436	35,818,983
Bonds payable	14,320,000	29,700,000	10,760,000	54,780,000
Accrued interest payable	5,578,824	6,826,733	2,666,115	15,071,672
Accounts payable – borrowers	1,394,929	—	—	1,394,929
Accounts payable – other	2,055,980	—	—	2,055,980
Due to other funds	—	555,981	1,437,705	1,993,686
Other liabilities	—	669,062	2,618,561	3,287,623
Total current liabilities	38,245,683	82,934,547	65,408,514	186,588,744
Noncurrent liabilities:				
Project costs payable – direct loans	—	4,869,896	1,182,504	6,052,400
Project costs payable – leveraged loans	—	—	1,085,800	1,085,800
Bonds payable, net	422,231,898	389,600,960	162,760,247	974,593,105
Advance payable	—	1,238,143	—	1,238,143
Debt service reserve deposit	1,838,413	—	—	1,838,413
Deferred revenue	—	567,340	83,344	650,684
Other liabilities	1,338,325	2,148,529	738,400	4,225,254
Total noncurrent liabilities	425,408,636	398,424,868	165,850,295	989,683,799
Total liabilities	463,654,319	481,359,415	231,258,809	1,176,272,543
Net assets:				
Invested in capital assets	10,272	—	—	10,272
Restricted	29,789,882	276,996,485	136,469,483	443,255,850
Unrestricted	60,814,768	—	3,611,153	64,425,921
Total net assets	\$ 90,614,922	\$ 276,996,485	\$ 140,080,636	\$ 507,692,043

See accompanying notes to basic financial statements

**Colorado Water Resources
and Power Development Authority
(A Component Unit of the State of Colorado)
Statement of Net Assets
December 31, 2008**

Assets	Water Operations	Water Pollution Control	Drinking Water	Totals
Current assets:				
Cash and cash equivalents	\$ 62,797,527	\$ 33,087,925	\$ 20,621,885	\$ 116,507,337
Federal grants receivable	—	73,294	1,230,200	1,303,494
Investment income receivable	169,224	544,104	206,615	919,943
Loans receivable	12,735,687	32,541,874	12,035,324	57,312,885
Due from other funds	1,672,456	—	—	1,672,456
Accounts receivable – borrowers	5,531,015	6,573,694	2,212,699	14,317,408
Other assets	110,611	—	—	110,611
Restricted assets:				
Cash and cash equivalents	16,079,789	26,316,325	41,702,150	84,098,264
Investments	79,549	42,410,063	8,402,480	50,892,092
Investment income receivable	17,209	1,013,623	484,649	1,515,481
Total current assets	<u>99,193,067</u>	<u>142,560,902</u>	<u>86,896,002</u>	<u>328,649,971</u>
Noncurrent assets:				
Restricted assets:				
Cash and cash equivalents	10,018,215	3,897,790	42,654	13,958,659
Investments	—	164,821,735	65,920,772	230,742,507
Investment income receivable	3,638	2,869,693	638,047	3,511,378
Advance receivable	158,503	—	—	158,503
Loans receivable	423,314,999	472,526,992	218,290,143	1,114,132,134
Water depletion rights – Animas-La Plata	7,671,327	—	—	7,671,327
Capital assets – equipment, net of accumulated depreciation of \$85,324	14,842	—	—	14,842
Other assets	5,078,319	—	—	5,078,319
Total noncurrent assets	<u>446,259,843</u>	<u>644,116,210</u>	<u>284,891,616</u>	<u>1,375,267,669</u>
Total assets	<u>545,452,910</u>	<u>786,677,112</u>	<u>371,787,618</u>	<u>1,703,917,640</u>
Liabilities and Net Assets				
Current liabilities:				
Project costs payable – direct loans	—	6,000,179	7,044,480	13,044,659
Project costs payable – leveraged loans	4,510,607	46,471,918	36,783,944	87,766,469
Bonds payable	12,685,000	29,400,000	9,600,000	51,685,000
Accrued interest payable	5,603,717	7,309,351	2,710,156	15,623,224
Accounts payable – borrowers	3,151,606	—	—	3,151,606
Accounts payable – other	1,479,639	—	104,282	1,583,921
Due to other funds	—	411,210	1,261,246	1,672,456
Other liabilities	—	289,008	539,791	828,799
Total current liabilities	<u>27,430,569</u>	<u>89,881,666</u>	<u>58,043,899</u>	<u>175,356,134</u>
Noncurrent liabilities:				
Project costs payable – leveraged loans	—	1,400,000	180,000	1,580,000
Bonds payable, net	424,221,828	419,357,923	173,538,364	1,017,118,115
Advance payable	—	158,503	—	158,503
Debt service reserve deposit	1,861,513	—	—	1,861,513
Deferred revenue	—	676,829	89,924	766,753
Other liabilities	1,311,822	2,579,853	1,169,798	5,061,473
Total noncurrent liabilities	<u>427,395,163</u>	<u>424,173,108</u>	<u>174,978,086</u>	<u>1,026,546,357</u>
Total liabilities	<u>454,825,732</u>	<u>514,054,774</u>	<u>233,021,985</u>	<u>1,201,902,491</u>
Net assets:				
Invested in capital assets	14,842	—	—	14,842
Restricted	27,614,783	272,622,338	135,433,562	435,670,683
Unrestricted	62,997,553	—	3,332,071	66,329,624
Total net assets	<u>\$ 90,627,178</u>	<u>\$ 272,622,338</u>	<u>\$ 138,765,633</u>	<u>\$ 502,015,149</u>

See accompanying notes to basic financial statements

**Colorado Water Resources
and Power Development Authority**
(A Component Unit of the State of Colorado)
Statement of Revenues, Expenses and Changes in Fund Net Assets
Year Ended December 31, 2009

	<u>Water Operations</u>	<u>Water Pollution Control</u>	<u>Drinking Water</u>	<u>Totals</u>
Operating revenues:				
Interest on loans	\$ 21,095,985	\$ 12,660,154	\$ 5,335,872	\$ 39,092,011
Interest on investments	1,588,400	9,734,431	3,830,539	15,153,370
Loan administrative fees	—	5,913,930	2,464,572	8,378,502
EPA grants	—	968,013	5,796,367	6,764,380
Other	—	—	17,200	17,200
Total operating revenues	<u>22,684,385</u>	<u>29,276,528</u>	<u>17,444,550</u>	<u>69,405,463</u>
Operating expenses:				
Interest on bonds	21,336,249	21,388,472	8,260,038	50,984,759
Grant administration	—	2,266,592	1,783,232	4,049,824
Project expenses	722,324	—	—	722,324
General and administrative	638,068	—	—	638,068
EPA set asides	—	—	4,841,839	4,841,839
Loan principal forgiven (includes \$32,849,850 under ARRA grant requirements)	—	16,176,102	17,188,023	33,364,125
Other	—	183,759	146,408	330,167
Total operating expenses	<u>22,696,641</u>	<u>40,014,925</u>	<u>32,219,540</u>	<u>94,931,106</u>
Operating loss	(12,256)	(10,738,397)	(14,774,990)	(25,525,643)
EPA capitalization grants	—	15,283,284	15,919,253	31,202,537
Transfers in (out)	—	(170,740)	170,740	—
Change in net assets	(12,256)	4,374,147	1,315,003	5,676,894
Net assets – beginning of year	<u>90,627,178</u>	<u>272,622,338</u>	<u>138,765,633</u>	<u>502,015,149</u>
Net assets – end of year	<u>\$ 90,614,922</u>	<u>\$ 276,996,485</u>	<u>\$ 140,080,636</u>	<u>\$ 507,692,043</u>

See accompanying notes to basic financial statements

**Colorado Water Resources
and Power Development Authority**
(A Component Unit of the State of Colorado)
Statement of Revenues, Expenses and Changes in Fund Net Assets
Year Ended December 31, 2008

	<u>Water Operations</u>	<u>Water Pollution Control</u>	<u>Drinking Water</u>	<u>Totals</u>
Operating revenues:				
Interest on loans	\$ 21,157,105	\$ 11,976,186	\$ 5,311,492	\$ 38,444,783
Interest on investments	2,460,256	11,791,740	5,362,948	19,614,944
Loan administrative fees	—	5,896,526	2,269,309	8,165,835
EPA grants	—	190,135	4,436,646	4,626,781
Other	—	—	2,514	2,514
Total operating revenues	<u>23,617,361</u>	<u>29,854,587</u>	<u>17,382,909</u>	<u>70,854,857</u>
Operating expenses:				
Interest on bonds	21,482,809	22,552,646	8,102,346	52,137,801
Grant administration	—	1,891,365	1,432,657	3,324,022
Project expenses	373,988	—	—	373,988
General and administrative	708,746	1,697	1,697	712,140
EPA set asides	—	—	3,940,376	3,940,376
Loan principal forgiven	—	215,039	128,229	343,268
Other	—	112,798	91,864	204,662
Total operating expenses	<u>22,565,543</u>	<u>24,773,545</u>	<u>13,697,169</u>	<u>61,036,257</u>
Operating income	1,051,818	5,081,042	3,685,740	9,818,600
EPA capitalization grants	—	6,529,661	8,045,489	14,575,150
Transfers in (out)	—	(122,605)	122,605	—
Change in net assets	1,051,818	11,488,098	11,853,834	24,393,750
Net assets – beginning of year	<u>89,575,360</u>	<u>261,134,240</u>	<u>126,911,799</u>	<u>477,621,399</u>
Net assets – end of year	<u>\$ 90,627,178</u>	<u>\$ 272,622,338</u>	<u>\$ 138,765,633</u>	<u>\$ 502,015,149</u>

See accompanying notes to basic financial statements

**Colorado Water Resources
and Power Development Authority
(A Component Unit of the State of Colorado)
Statement of Cash Flows
Year Ended December 31, 2009**

	<u>Water Operations</u>	<u>Water Pollution Control</u>	<u>Drinking Water</u>	<u>Totals</u>
Cash flows from operating activities:				
Loan administrative fees received	\$ —	\$ 5,868,583	\$ 2,387,041	\$ 8,255,624
Federal funds received	—	888,330	5,527,194	6,415,524
Cash payments for salaries and related benefits	(456,238)	(470,745)	(351,506)	(1,278,489)
Cash payments to other state agencies for services	—	(1,337,858)	(1,310,759)	(2,648,617)
Cash payments to vendors	(534,602)	(446,992)	(4,932,755)	(5,914,349)
Net cash provided (used) by operating activities	<u>(990,840)</u>	<u>4,501,318</u>	<u>1,319,215</u>	<u>4,829,693</u>
Cash flows from noncapital financing activities:				
Proceeds from the sale of bonds	15,596,576	—	—	15,596,576
Deposits for option to purchase water depletion rights	2,655	—	—	2,655
Federal funds received	—	15,283,284	16,115,354	31,398,638
Principal paid on bonds	(16,195,000)	(29,400,000)	(9,600,000)	(55,195,000)
Premium paid on bond call	(11,450)	—	—	(11,450)
Interest paid on bonds	(20,875,761)	(21,928,054)	(8,322,197)	(51,126,012)
Cash payment for bond issuance costs	(443,882)	—	(87,284)	(531,166)
Net cash used by noncapital financing activities	<u>(21,926,862)</u>	<u>(36,044,770)</u>	<u>(1,894,127)</u>	<u>(59,865,759)</u>
Cash flows from investing activities:				
Proceeds from sales or maturities of investments	79,549	47,660,399	16,482,374	64,222,322
Interest received on investments	1,735,392	10,990,370	6,163,972	18,889,734
Interest received on loans	20,809,674	12,560,070	5,273,002	38,642,746
Principal repayments from localities on loans	18,506,517	32,057,063	12,040,165	62,603,745
Loan prepayment for bond call premium	11,450	—	—	11,450
Cash received from (paid to) other accounts	(1,079,640)	908,900	170,740	—
Purchase of investments	—	(10,589,792)	(6,161,470)	(16,751,262)
Investment in water rights	(383,097)	—	—	(383,097)
Cash disbursed to localities for loans	(10,083,040)	(46,012,084)	(39,198,997)	(95,294,121)
Cash payment for arbitrage rebate	—	(290,772)	(557,901)	(848,673)
Cash payments of interest to borrowers	(1,723,580)	—	—	(1,723,580)
Net cash provided (used) by investing activities	<u>27,873,225</u>	<u>47,284,154</u>	<u>(5,788,115)</u>	<u>69,369,264</u>
Net increase (decrease) in cash and cash equivalents	4,955,523	15,740,702	(6,363,027)	14,333,198
Cash and cash equivalents, beginning of year	88,895,531	63,302,040	62,366,689	214,564,260
Cash and cash equivalents, end of year	<u>\$ 93,851,054</u>	<u>\$ 79,042,742</u>	<u>\$ 56,003,662</u>	<u>\$ 228,897,458</u>

**Colorado Water Resources
and Power Development Authority**
(A Component Unit of the State of Colorado)
Statement of Cash Flows (Continued)
Year Ended December 31, 2009

	<u>Water Operations</u>	<u>Water Pollution Control</u>	<u>Drinking Water</u>	<u>Totals</u>
Reconciliation of cash and cash equivalents to statement of net assets				
Unrestricted cash and cash equivalents	\$ 58,845,211	\$ 41,007,452	\$ 15,021,807	\$ 114,874,470
Current restricted cash and cash equivalents	25,337,573	29,473,465	30,781,714	85,592,752
Noncurrent restricted cash and cash equivalents	9,668,270	8,561,825	10,200,141	28,430,236
Total cash and cash equivalents	<u>\$ 93,851,054</u>	<u>\$ 79,042,742</u>	<u>\$ 56,003,662</u>	<u>\$ 228,897,458</u>
Reconciliation of operating loss to net cash provided (used) by operating activities:				
Operating loss	\$ (12,256)	\$ (10,738,397)	\$ (14,774,990)	\$ (25,525,643)
Adjustments to reconcile operating loss to net cash provided (used) by operating activities:				
Depreciation expense	4,570	—	—	4,570
Accrued sick leave expense	23,800	—	—	23,800
Interest on bonds	21,336,249	21,388,472	8,260,038	50,984,759
Cost of issuance adjustments	—	—	(17,200)	(17,200)
Interest on loans	(21,095,985)	(12,660,154)	(5,335,872)	(39,092,011)
Interest on investments	(1,588,400)	(9,734,431)	(3,830,539)	(15,153,370)
Put fees on Treasury bonds	—	49,985	—	49,985
Loan principal forgiven	—	16,176,102	17,188,023	33,364,125
Amortization of deferred revenue	—	(56,509)	(6,580)	(63,089)
Change in assets and liabilities:				
Increase in due from other funds	(321,230)	—	—	(321,230)
Increase in accounts receivable – borrowers	—	(79,683)	(70,951)	(150,634)
Decrease (increase) in other receivables	—	11,162	(269,173)	(258,011)
Decrease in other assets	86,071	—	—	86,071
Increase in accounts payable – other	576,341	—	—	576,341
Increase in due to other funds	—	144,771	176,459	321,230
Net cash provided (used) by operating activities	<u>\$ (990,840)</u>	<u>\$ 4,501,318</u>	<u>\$ 1,319,215</u>	<u>\$ 4,829,693</u>
Supplemental cash flows information				
Noncash investing activities				
Loans receivable issued related to projects payable	\$ 17,191,891	\$ 42,248,022	\$ 45,444,807	\$ 104,884,720
Fair market value adjustment on U.S. Treasury bonds	—	149,131	—	149,131
Amortization of deferred loan interest income	—	52,980	—	52,980
Principal forgiveness on loans	—	16,231,469	17,247,820	33,479,289
Debt service reserve fund used to pay loan receivable	600,000	—	—	600,000
Noncash noncapital financing activities				
Amortization of deferred amount from refunding	105,070	56,963	18,117	180,150
Amortization of bond issuance costs	382,111	—	—	382,111

See accompanying notes to basic financial statements

**Colorado Water Resources
and Power Development Authority
(A Component Unit of the State of Colorado)
Statement of Cash Flows
Year Ended December 31, 2008**

	<u>Water Operations</u>	<u>Water Pollution Control</u>	<u>Drinking Water</u>	<u>Totals</u>
Cash flows from operating activities:				
Loan administrative fees received	\$ —	\$ 5,764,745	\$ 2,227,684	\$ 7,992,429
Federal funds received	—	154,872	4,566,714	4,721,586
Cash payments for salaries and related benefits	(628,533)	(365,429)	(254,452)	(1,248,414)
Cash payments to other state agencies for services	—	(1,040,984)	(859,635)	(1,900,619)
Cash payments to vendors	(668,652)	(376,543)	(4,408,194)	(5,453,389)
Net cash provided (used) by operating activities	<u>(1,297,185)</u>	<u>4,136,661</u>	<u>1,272,117</u>	<u>4,111,593</u>
Cash flows from noncapital financing activities:				
Proceeds from the sale of bonds	—	12,402,765	20,164,069	32,566,834
Deposits for option to purchase water depletion rights	3,770	—	—	3,770
Federal funds received	—	9,725,016	8,792,533	18,517,549
Principal paid on bonds	(15,355,000)	(27,320,000)	(9,080,000)	(51,755,000)
Interest paid on bonds	(21,124,177)	(22,859,139)	(8,066,406)	(52,049,722)
Cash payment for bond issuance costs	—	(165,489)	(261,544)	(427,033)
Net cash provided (used) by noncapital financing activities	<u>(36,475,407)</u>	<u>(28,216,847)</u>	<u>11,548,652</u>	<u>(53,143,602)</u>
Cash flows from investing activities:				
Proceeds from sales or maturities of investments	10,062,395	48,552,811	38,745,930	97,361,136
Interest received on investments	3,091,570	14,313,277	6,097,445	23,502,292
Interest received on loans	21,247,632	12,052,558	5,105,124	38,405,314
Principal repayments from localities on loans	17,053,797	32,582,866	11,214,779	60,851,442
Cash received from (paid to) other accounts	2,722,071	(3,042,785)	122,605	(198,109)
Purchase of investments	(63,780)	(24,889,169)	(23,772,529)	(48,725,478)
Investment in water rights	(800,019)	—	—	(800,019)
Cash disbursed to localities for loans	(14,721,416)	(43,968,562)	(23,776,976)	(82,466,954)
Cash payment for arbitrage rebate	(2,184)	(628,130)	(199,689)	(830,003)
Cash payments of interest to borrowers	(2,593,856)	—	—	(2,593,856)
Net cash provided by investing activities	<u>35,996,210</u>	<u>34,972,866</u>	<u>13,536,689</u>	<u>84,505,765</u>
Net increase (decrease) in cash and cash equivalents	(1,776,382)	10,892,680	26,357,458	35,473,756
Cash and cash equivalents, beginning of year	90,671,913	52,409,360	36,009,231	179,090,504
Cash and cash equivalents, end of year	<u>\$ 88,895,531</u>	<u>\$ 63,302,040</u>	<u>\$ 62,366,689</u>	<u>\$ 214,564,260</u>

**Colorado Water Resources
and Power Development Authority
(A Component Unit of the State of Colorado)
Statement of Cash Flows (Continued)
Year Ended December 31, 2008**

	<u>Water Operations</u>	<u>Water Pollution Control</u>	<u>Drinking Water</u>	<u>Totals</u>
Reconciliation of cash and cash equivalents to statement of net assets				
Unrestricted cash and cash equivalents	\$ 62,797,527	\$ 33,087,925	\$ 20,621,885	\$ 116,507,337
Current restricted cash and cash equivalents	16,079,789	26,316,325	41,702,150	84,098,264
Noncurrent restricted cash and cash equivalents	10,018,215	3,897,790	42,654	13,958,659
Total cash and cash equivalents	<u>\$ 88,895,531</u>	<u>\$ 63,302,040</u>	<u>\$ 62,366,689</u>	<u>\$ 214,564,260</u>
Reconciliation of operating income to net cash provided (used) by operating activities:				
Operating income	\$ 1,051,818	\$ 5,081,042	\$ 3,685,740	\$ 9,818,600
Adjustments to reconcile operating income to net cash provided (used) by operating activities:				
Depreciation expense	7,259	1,697	1,697	10,653
Accrued sick leave expense	10,500	—	—	10,500
Interest on bonds	21,482,809	22,552,646	8,102,346	52,137,801
Cost of issuance adjustments	—	—	(2,514)	(2,514)
Interest on loans	(21,157,105)	(11,976,186)	(5,311,492)	(38,444,783)
Interest on investments	(2,460,256)	(11,791,740)	(5,362,948)	(19,614,944)
Put fees on Treasury bonds	—	49,985	—	49,985
Loan principal forgiven	—	215,039	128,228	343,267
Amortization of deferred revenue	—	(56,509)	(6,579)	(63,088)
Change in assets and liabilities:				
(Increase) in due from other funds	(114,992)	—	—	(114,992)
(Increase) in accounts receivable – borrowers	—	(75,271)	(35,045)	(110,316)
(Increase) in other receivables	(116,433)	(35,263)	128,913	(22,783)
Increase in accounts payable – other	(785)	—	—	(785)
Increase in due to other funds	—	171,221	(56,229)	114,992
Net cash provided (used) by operating activities	<u>\$ (1,297,185)</u>	<u>\$ 4,136,661</u>	<u>\$ 1,272,117</u>	<u>\$ 4,111,593</u>
Supplemental cash flows information				
Noncash investing activities				
Loans receivable issued related to projects payable	\$ —	\$ 20,437,107	\$ 30,015,992	\$ 50,453,099
Fair market value adjustment on U.S. Treasury bonds	—	1,945,762	—	1,945,762
Amortization of deferred loan interest income	—	22,776	—	22,776
Noncash noncapital financing activities				
Amortization of deferred amount from refunding	118,767	42,408	18,121	179,296
Amortization of bond issuance costs	377,627	—	—	377,627

See accompanying notes to basic financial statements

**Colorado Water Resources
and Power Development Authority
(A Component Unit of the State of Colorado)
Notes to Financial Statements
December 31, 2009 and 2008**

Note 1: Organization

The Colorado Water Resources and Power Development Authority (the Authority) is a political subdivision of the State of Colorado (the State) established pursuant to the Colorado Water Resources and Power Development Act, Title 37, Article 95 of the Colorado Revised Statutes, as amended. The Authority is governed by a nine-member board of directors (the Board) who are appointed by the Governor of the State of Colorado with consent of the Colorado State Senate.

Reporting Entity

The Authority follows the Governmental Accounting Standards Board (GASB) accounting pronouncements that provide guidance for determining which governmental activities, organizations, and functions should be included within the financial reporting entity. GASB pronouncements set forth the financial accountability of a governmental organization's governing body as the basic criterion for including a possible governmental component unit in a primary government's financial reporting entity. Financial accountability includes, but is not limited to, appointment of a voting majority of the organization's governing body, ability to impose its will on the organization, or a potential for the organization to provide specific financial benefits or burdens and fiscal dependency.

The Authority is not financially accountable for any other organization. Under current GASB pronouncements, the Authority has been determined to be a component unit of the State of Colorado (the primary government). As such, the Authority's financial statements are included in the basic financial statements issued by the State.

The Authority was created to initiate, acquire, construct, maintain, repair, and operate, or cause to be operated, projects for the protection, preservation, conservation, upgrading, development, and utilization of the water resources of the State. The Authority is authorized to issue bonds, notes or other obligations which constitute its debt and not debt of the State.

Water Operations Enterprise Fund

One of the activities of the Water Operations Enterprise Fund is to administer the Small Water Resources Projects Program (SWRP). Although the Authority is statutorily authorized to finance individual water resources project loans up to \$500 million, the SWRP is currently limited by contract to \$150 million of total outstanding debt (excluding refunding bonds). All costs of project development may be financed through the SWRP.

Pursuant to the SWRP, proceeds of the bonds issued by the Authority are to be used to fund loans to local governmental agencies. Each local government evidences its obligations under its loan agreement by the issuance to the Authority of a governmental agency bond which is to be secured by a pledge of a specific revenue source or by a general obligation pledge. The repayments pursuant to the loan agreements by the local governmental agencies participating in the SWRP are structured to provide amounts sufficient to pay the principal and interest on the bonds issued by the Authority. The SWRP Debt Service Reserve for the bonds issued by the Authority is funded by the Authority from available monies of the Authority. The principal and interest on the bonds issued by the Authority have been insured as to repayment to the bondholders.

**Colorado Water Resources
and Power Development Authority
(A Component Unit of the State of Colorado)
Notes to Financial Statements
December 31, 2009 and 2008**

In addition to the Small Water Resources Projects Program, in 1998, the Authority established the Water Revenue Bonds Program (WRBP) as part of the Water Operations Enterprise Fund. The WRBP was created to fund those projects that cannot be approved under the SWRP and are not eligible for funding or there is insufficient loan capacity under the Drinking Water Revolving Fund (DWRF) or the Water Pollution Control Revolving Fund (WPCRF), two other funds administered by the Authority. The Authority is authorized to finance individual water resources project loans of \$500 million or less without approval from the State legislature. All costs of project development may be financed through the WRBP. Each local government evidences its obligations under its loan agreement by the issuance to the Authority of a governmental agency bond, which is secured by a pledge of a specific revenue source or by a general obligation pledge. The repayments, pursuant to the loan agreements by the local governmental agencies, are sufficient to pay the principal and interest on the bonds issued by the Authority. During the construction period, investment interest earned in the borrowers' project accounts may be requisitioned for project costs or to decrease loan interest payable to the Authority. Therefore, the Authority records investment interest as a liability in the accounts payable – borrowers account in the statement of net assets.

During 2008, two new loan programs were created in the Water Operations Fund. Senate Bill 08-221 (the Act) was enacted and authorized the Authority to issue bonds within the Watershed Protection and Forest Health Projects program (WPFHP). Issued bonds are limited to a maximum of \$50 million and the proceeds would be used to fund loans to local governments. The loans will be made for approved projects, subject to the terms specified in the Act. One of the primary purposes for the program is to mitigate the effects of the pine bark beetle infestation in the Colorado forests. In June 2008, the Authority's Board of Directors approved a Small Hydro Loan Program (SHLP) that was implemented in 2009. Loans for this program will be funded from unrestricted Authority cash and are limited to a maximum of \$2 million per borrower, up to a combined total of \$10 million. The maximum loan term is 20 years and will bear an interest rate of 2%.

Animas-La Plata Project

In a 2001 contract with the Animas-La Plata Water Conservancy District (the District) the Authority agreed to fund the District's payment of the non-tribal water capital obligation of the reconfigured Animas-La Plata Project in exchange for the District's 2,600 ac-ft of average annual depletion allocation. As a result of this agreement, the Authority entered into a Funding Agreement and Repayment Contract with the United States Bureau of Reclamation (the Bureau), to fund this upfront capital obligation. During 2002, construction was initiated on the project. The Authority makes construction progress payments to the Bureau for the construction of Animas-La Plata Project facilities. Payments to the Bureau totaled \$383,097 and \$800,019 in 2009 and 2008, respectively. These payments are capitalized as Water depletion rights on the statement of net assets.

In 2002, the Authority entered into a marketing agreement with the District to promote the sale of these water depletion rights. In early 2005, the 2,600 ac-ft of average annual depletion was committed to two entities. The District contracted to purchase 700 ac-ft of average annual depletion and provided an earnest money deposit of \$90,453. In addition, the City of Durango executed an agreement giving it the option to purchase 1,900 ac-ft of average annual depletion and provided an option payment of \$1,051,175. Both parties will be required to pay the remaining amounts due at project completion. It is currently anticipated that the project will be completed in 2012.

**Colorado Water Resources
and Power Development Authority
(A Component Unit of the State of Colorado)
Notes to Financial Statements
December 31, 2009 and 2008**

Water Pollution Control Enterprise Fund

The Water Pollution Control Enterprise Fund includes the operations of the WPCRF, also known as the State Revolving Fund, and the Nonrevolving Fund. The Nonrevolving Fund accounts for administrative grant proceeds and loan administrative fees.

The WPCRF was created by State statute (CRS 37-98-107.6) in response to the mandate from the Federal Clean Water Act of 1987 (Act). The Authority was authorized statutorily to implement the revolving loan portion of the Act. The WPCRF was established for the purpose of financing loans to local governmental agencies for the construction of publicly owned wastewater treatment projects and nonpoint source projects that meet specified eligibility requirements and that are placed on a project eligibility list established in accordance with State statute. The statutes also authorize the Authority to issue bonds for such purposes and to designate assets in the WPCRF that may be pledged and assigned as security for payment of such bonds.

Pursuant to statutes, with the written consent of the Colorado Department of Public Health and Environment, the Authority is authorized, on behalf of the State, to execute all operating agreements and capitalization grant agreements with the United States Environmental Protection Agency (EPA). The Authority, the Water Quality Control Division of the Colorado Department of Public Health and Environment, and the Division of Local Government of the Colorado Department of Local Affairs have entered into a Memorandum of Agreement under which each has agreed to assume specified responsibilities in connection with the operation of the WPCRF. In 2009 and 2008, the Authority paid the two agencies \$1,408,668 and \$1,180,865, respectively, in accordance with the agreement.

The WPCRF is capitalized by grants awarded by the EPA. Matching funds are provided by the Authority or its borrowers. In order to receive capitalization grants, matching funds must be provided in a ratio of \$1 of state match for every \$5 of capitalization grants. Administrative expense reimbursements funded by EPA capitalization grants are limited to a percentage (5/6th of 4%) of the capitalization grants. During 2009, Congress passed the American Recovery and Reinvestment Act (ARRA), which provided additional funding to the EPA for the state revolving funds programs. Colorado's share of these funds was \$31.3 million, in addition to the base program grant of \$5.4 million. The ARRA grant did not require the Authority to provide state matching dollars. The ARRA grant contained significant additional conditions, such as: (1) 50% of the funds had to be used for providing grants, negative interest rate loans or principal forgiveness, (2) Davis-Bacon Act provisions apply to ARRA grant funds, (3) Buy American requirements were imposed as well as (4) 20% of the funds were required to be expended on "green" infrastructure. In November 2009, the Authority was notified that the Office of General Counsel issued an interpretation of the approved FFY 2010 appropriation legislation stating that Davis-Bacon Act provisions would be retroactively applied to all SRF funds (base program grants and reloan) that were not under contract as of October 30, 2009. Certain approved projects had received construction bids prior to that date; however, the loans had not been executed, nor had the Authority issued related bonds. The financing of these projects had to be postponed to enable the borrowers time to obtain revised bids that incorporated the Davis-Bacon Act provisions.

The Authority issues bonds to provide loans to local governmental entities, either individually or in pools. Loans to borrowers may be provided from federal grants, bond proceeds and reloan funds (recycled grant funds). The matching requirement for the federal grants is provided by the Authority in the form of cash.

When a loan to a local governmental agency is funded from the proceeds of bonds, the Authority allocates a specified amount from its federal capitalization grant for deposit to the project account(s). An amount of bond proceeds equal to the allocated capitalization grant is transferred to a reserve account as project draws

**Colorado Water Resources
and Power Development Authority
(A Component Unit of the State of Colorado)
Notes to Financial Statements
December 31, 2009 and 2008**

are made. In lieu of federal grant funds, the Authority may deposit a predetermined amount of "reloan" funds (recycled grant funds) to the reserve account upon bond closing. Earnings on such reserve are used to reduce the loan interest payable by the borrower.

Each local governmental agency evidences its obligation to the Authority under its loan agreement by the issuance to the Authority of a governmental agency bond, which is secured by a pledge of a specific revenue source or by a general obligation pledge. The loan repayments made by the local governmental agencies pursuant to direct loan agreements are structured, in the aggregate, to provide amounts sufficient to repay the Authority principal and stated interest (which includes an administrative surcharge). The loan repayments made by the local governmental agencies pursuant to leveraged loan agreements are structured, in the aggregate, to provide amounts sufficient to repay principal, premium (if any) and interest (less certain expected investment earnings) on the bonds issued by the Authority for the leveraged loans, as well as cash advances or bonds issued to provide the state matching requirements (if needed), and an administrative surcharge.

Loans are made at or below market interest rates (at terms generally not exceeding 20 years plus the construction period) with principal and interest payments commencing not later than one year after completion of the borrowers' projects. During 2005, the Board approved a Disadvantaged Community Loan Program, whereby local governmental entities, with populations of 5,000 or less, may receive loans up to \$2 million for a term of 20 years. This program became effective January 1, 2006. These loans carry a 0% interest rate if the community's median household income is less than or equal to 60% of the State's median household income, and an interest rate of 50% of the approved direct loan rate if the community's median household income is 61% to 80% of the State's median household income. Because the applications for ARRA grant funds exceeded the amount available, the WQCD, DLG and the Authority used the existing prioritization process, but added stringent deadlines, to determine which entities would receive funding. Furthermore, the Board approved a zero percent interest rate on ARRA loans with remaining principal balances after any application of principal forgiveness.

Drinking Water Enterprise Fund

Drinking Water Revolving Fund

The Drinking Water Enterprise Fund includes the operations of the DWRF, also known as the State Revolving Fund, and the Nonrevolving Fund. The Nonrevolving Fund accounts for Safe Drinking Water set asides, including administrative grant proceeds, state direct loan program and loan administrative fees.

The DWRF was created by State statute (CRS 37-95-107.8) in 1995, in anticipation of the reauthorization of the Federal Safe Drinking Water Act (SDWA). The SDWA was reauthorized in 1996 with a state revolving fund loan program. The DWRF was established to provide assistance to governmental agencies for projects that appear on the *Drinking Water Project Eligibility List* (the List). The List, established in accordance with State statute, consists of new or existing water management facilities that extend, protect, improve, or replace domestic drinking water supplies in the State of Colorado and for any other means specified in the SDWA. The statutes also authorize the Authority to issue bonds for such purposes and to designate assets in the DWRF that may be pledged and assigned as security for payment of such bonds.

Pursuant to statutes, with the written consent of the Colorado Department of Public Health and Environment, the Authority is authorized, on behalf of the State, to execute all operating agreements and capitalization grant agreements with the EPA. The Authority, the Water Quality Control Division of the Colorado Department of Public Health and Environment and the Division of Local Government of the Colorado Department of Local Affairs have entered into a Memorandum of Agreement under which each

**Colorado Water Resources
and Power Development Authority
(A Component Unit of the State of Colorado)
Notes to Financial Statements
December 31, 2009 and 2008**

has agreed to assume specified responsibilities in connection with the operation of the DWRF. In 2009 and 2008, the Authority paid the two agencies \$6,065,627 and \$4,911,466, respectively, in accordance with the agreement, which includes set-asides paid to the Water Quality Control Division of the Colorado Department of Public Health and Environment as discussed below.

The DWRF is capitalized by grants awarded by the EPA. Matching funds are provided by the Authority. In order to receive capitalization grants, matching funds must be provided in a ratio of \$1 of state match for every \$5 of total capitalization grants. Administrative expense reimbursements funded by EPA capitalization grants are limited to a percentage (4%) of the capitalization grants. Similar to the WPCRF, the DWRF received \$34.4 million in ARRA funding in addition to a \$14.4 million in 2009 base program grant. The ARRA grant did not require the Authority to provide state matching dollars. The ARRA grant contained significant additional conditions, such as: (1) 50% of the funds had to be used for providing grants, negative interest rate loans or principal forgiveness, (2) Davis-Bacon Act provisions apply to ARRA grant funds, (3) Buy American requirements were imposed and (4) 20% of the funds were required to be expended on "green" infrastructure. As discussed above in the WPCRF section, the FFY 2010 appropriation legislation includes Davis-Bacon Act provisions that are retroactively applied to all SRF funds (base program grants and reloan) that were not under contract as of October 30, 2009.

The Authority issues bonds to provide loans to local governmental agencies, either individually or in pools. Loans/grants to borrowers may be provided from federal grants, bond proceeds, reloan funds and state funds. The matching requirement for the federal grants is provided by the Authority in the form of cash.

When a loan to a local governmental agency is funded from the proceeds of bonds, the Authority allocates a specific amount from its federal capitalization grant for deposit to the project account(s). An amount of bond proceeds equal to the allocated capitalization grant is transferred to a reserve fund as project draws are made. In lieu of federal grant funds, the Authority may deposit a predetermined amount of reloan funds to the reserve account upon bond closing. Earnings on such reserve are used to reduce the loan interest payable by the borrower.

Each local governmental agency evidences its obligation to the Authority under its loan agreement by the issuance to the Authority of a governmental agency bond, which is secured by a pledge of a specific revenue source or by a general obligation pledge. The loan repayments made by the local governmental agencies pursuant to direct loan agreements are structured, in the aggregate, to provide amounts sufficient to repay the Authority principal and stated interest (which includes an administrative surcharge). The loan repayments made by the local governmental agencies pursuant to leveraged loan agreements are structured, in the aggregate, to provide amounts sufficient to repay principal, premium (if any) and interest (less certain expected investment earnings) on the bonds issued by the Authority for the leveraged loans, as well as cash advances or bonds issued to provide the state matching requirements (if needed), and an administrative surcharge.

Loans are made at or below market interest rates (at terms generally not exceeding 20 years plus the construction period) with principal and interest payments commencing not later than one year after completion of the borrowers' project(s). During 2005, the Board approved a Disadvantaged Community Loan Program, whereby local governmental entities, with populations of 5,000 or less, may receive loans up to \$2 million for a term of up to 30 years. These loans carry a 0% interest rate if the community's median household income is less than or equal to 60% of the State's median household income, and an interest rate of 50% of the approved direct loan rate if the community's median household income is 61% to 80% of the State's median household income. Furthermore, the Board approved a zero percent interest rate on ARRA loans with remaining principal balances after any application of principal forgiveness.

**Colorado Water Resources
and Power Development Authority
(A Component Unit of the State of Colorado)
Notes to Financial Statements
December 31, 2009 and 2008**

Set Asides

The SDWA allows the State to “set aside” up to 31% of the annual capitalization grant for water quality programs and administration. With these set asides, the Authority, through the Water Quality Control Division of the Colorado Department of Public Health and Environment, provides assistance in the form of grants, with no repayment obligations, to eligible entities. Up to 10% of the DWRF’s capitalization grants may be used for source water protection, capacity development, public water system supervision, and wellhead protection. In 1997, the entire 10% was used for source water protection, but since then no further funds have been set aside for this activity. Up to 15% (no more than 10% for any one purpose) of each grant may be used for the following items: loans for public water systems to acquire land or conversion easements, loans for community systems to implement source water protection measures or to implement recommendations in source water petitions, technical, and financial assistance to public water systems for capacity development, expenditures to delineate or assess source water protection areas, and expenditures to establish and implement wellhead protection programs. Up to 4% of the Authority’s capitalization grants may be used for administration, and up to 2% of the capitalization grants each year may be used for an operator training and technical assistance set aside to aid small community systems.

The Authority deposits the matching requirement (20%) for set aside grants in the State Revolving Fund at closing for the Drinking Water Revenue Bond issues or directly into the DWRF reloan account.

State Loans

Prior to receiving the award of the first federal capitalization grant, the DWRF loaned State-funded monies directly to local governmental agencies.

Note 2: Summary of Significant Accounting Policies

The significant accounting policies of the Authority are described as follows:

(a) Fund Accounting

The Authority is engaged only in business-type activities. To account for these activities, the accounts of the Authority are organized on the basis of three separate enterprise funds, each of which is considered a separate accounting entity. The accounting policies of the Enterprise Funds (Water Operations Fund, Water Pollution Control Fund and Drinking Water Fund) conform to accounting principles generally accepted in the United States of America as applicable to governmental units accounted for as enterprise funds. Enterprise funds are used since the Authority’s powers are related to those operated in a manner similar to a financing institution where net income and capital maintenance are appropriate determinations of accountability. Each Enterprise Fund is considered a major fund in accordance with GASB Statement No. 34 (GASB 34), *Basic Financial Statements – and Management’s Discussion and Analysis – for State and Local Governments*.

(b) Basis of Accounting

The Authority’s financial statements are reported using the economic resources measurement focus and the accrual basis of accounting where revenues are recognized when earned and expenses when incurred for all exchange transactions, while those from government-mandated nonexchange transactions (principally federal grants) are recognized when all applicable eligibility requirements are met. As permitted by

**Colorado Water Resources
and Power Development Authority
(A Component Unit of the State of Colorado)
Notes to Financial Statements
December 31, 2009 and 2008**

GASB Statement No. 20, *Accounting and Financial Reporting for Proprietary Funds and Other Governmental Entities That Use Proprietary Fund Accounting*, the Authority elected not to apply Financial Accounting Standards Board pronouncements issued after November 30, 1989.

(c) Cash Equivalents

The Authority considers cash deposits held by the State Treasurer, money market mutual funds, investment pools, and other highly liquid investments with a maturity of three months or less when purchased to be cash equivalents.

(d) Investments

The Authority records investments at fair value.

(e) Loans Receivable

Loans receivable represent outstanding principal amounts lent to borrowers for the construction of water and wastewater projects. An allowance for uncollectible loans receivable has not been established since historical collection experience has shown amounts to be fully collected when due.

(f) Restricted Assets

Restricted assets represent cash and cash equivalents, investments, and investment income receivable contained in project accounts, debt service accounts, debt service reserve accounts, state match holding accounts and the Animas-La Plata earnest money deposits and escrow accounts. Leveraged loans receivable provide security for the associated bonds; and loan payments received, net of state match principal and administrative fees, are restricted for payment of bond debt service.

(g) Capital Assets – Equipment

Equipment is recorded at cost. Depreciation expense is computed using the straight-line method over the estimated economic useful life of five years.

(h) Amortization

The deferred costs on bond refundings are amortized using the effective interest method over the life of the outstanding bonds. The amortization amount is a component of interest on bonds, and the unamortized deferred costs are reflected as a reduction of bonds payable. The cost of issuing bonds in the Water Operations Fund are recorded as other assets, and are being amortized over the life of the bonds, and amortization is a component of bond interest expense. An advance payment of administrative fees from refunding bond proceeds is recorded as deferred revenue, and is being amortized over the life of the respective bonds. Prepaid loan interest, resulting from a negotiated early loan pay off, is amortized over the number of years for which interest was prepaid.

Depending on the bond pricing structure, original issue discounts or premiums subtract from, or add to, net bond proceeds. The net proceeds are deposited in borrowers' project accounts and are made available for requisitions. Because the monetary effects of the discounts and premiums are passed through to the borrowers, the Authority makes no provision for amortization of these amounts.

**Colorado Water Resources
and Power Development Authority
(A Component Unit of the State of Colorado)
Notes to Financial Statements
December 31, 2009 and 2008**

(i) Compensated Absences

The Authority has a policy which allows employees to accumulate unused vacation and sick leave benefits up to a certain maximum number of days. Compensated absences are recognized as current salary costs are incurred and are recorded in other liabilities in the statement of net assets.

(j) Project Costs Payable

Project costs payable represents the liability of amounts loaned to borrowers that have not been requisitioned by the borrowers for their projects as of year-end. Project costs payable – leveraged loans is the liability for loans funded from bond proceeds, while project costs payable – direct loans is the liability for loans funded with available cash (reloan) or federal grant dollars, within the respective fund.

(k) Advance Receivable and Payable

The Water Operations Fund makes advances to the WPCRF for the purpose of financing the WPCRF's capitalization grant matching requirements. The advance is non-interest bearing. The advance is repaid from surplus WPCRF loan administrative fees.

(l) Restricted Net Assets

Net assets of the Authority are classified as restricted when external constraints imposed by debt agreements, grantors, or laws are placed on net asset use.

(m) Operating Revenues and Expenses

Substantially all revenues and expenses, including interest received on investments and loans and interest paid on bonds, are considered operating items since the Authority issues bonds to finance loans for specific projects. In accordance with GASB Statement No. 34, federal EPA capitalization grants are shown below operating income on the statements of revenues, expenses, and changes in fund net assets.

(n) Use of Estimates

The preparation of financial statements, in conformity with accounting principles generally accepted in the United States of America, requires management of the Authority to make estimates and judgments that affect the reported amounts of assets and liabilities and the disclosures of contingencies at the date of the financial statements and revenues and expenses recognized during the reporting period. Actual results could differ significantly from those estimates.

(o) Advance Refunding of Bonds

When favorable market conditions develop, the Authority considers advance refunding earlier bond issues having higher interest rates. The Authority's refunding policy includes a targeted 5% present value savings rate before the refunding process is considered cost beneficial. Proceeds from the refunding bonds are used to pay bond issuance costs, including estimated future administrative costs of the Authority, and the balance of the proceeds is deposited into the refunded bonds escrow account. Transferring the bonds to an escrow account constitutes a legal defeasance; therefore, the refunded bonds are removed from the financial statements. The Authority's current policy is to pass the refunding benefits through to associated leveraged loan borrowers. The reduction in bond debt service is credited to the loan repayments of the borrowers.

**Colorado Water Resources
and Power Development Authority
(A Component Unit of the State of Colorado)
Notes to Financial Statements
December 31, 2009 and 2008**

(p) Resource Use

When both restricted and unrestricted resources are available for use, it is the Authority's policy to use restricted resources first, then unrestricted resources as they are needed.

(q) Arbitrage Rebate Payable

The Authority accrues a liability for its estimated arbitrage rebate liability due the Federal government. An arbitrage rebate liability is created when, in certain circumstances, the Authority reinvests the proceeds of tax-exempt securities in higher yielding taxable securities. The amount the Authority will be required to remit to the Federal government could differ materially from the estimated liability in the near term. Arbitrage rebate payable is included in other liabilities on the statement of net assets.

(r) Loan Principal Forgiveness

Leveraged loans in the WPCRF and DWRF contain interest rates that are subsidized, in part, by investment interest earned on outstanding principal balances in the respective borrowers' project accounts. After a borrower fully expends its project funds, any investment interest earned above the projected amount, is passed through to the borrower as additional loan interest or principal credits. If credits are applied to loan principal, a corresponding amount is recorded as principal forgiveness, an operating expense. To comply with the terms of the 2009 WPCRF and DWRF ARRA grant conditions, the Authority provided principal forgiveness of at least 50% of the amount of total ARRA loans executed. In general, the Authority adopted a policy to forgive loan principal up to \$2.0 million per loan.

(s) Reclassifications

Certain 2008 amounts have been reclassified to conform with the 2009 presentation.

Note 3: Deposits and Investments

Deposits

The Colorado Public Deposit Protection Act (PDPA) requires that all units of Colorado government deposit cash in eligible public depositories. State regulators determine the eligibility of depositories. Amounts on deposit in excess of federal insurance levels must be collateralized. The eligible collateral is determined by the PDPA. PDPA allows the financial institution to create a single collateral pool for all public funds. The pool for all the uninsured public deposits as a group is to be maintained by another financial institution or held in trust. The fair value of the collateral must be at least equal to 102% of the aggregate uninsured deposits.

The State regulatory commissions for banks and financial services are required by statute to monitor the naming of eligible depositories and reporting of the uninsured deposits and assets maintained in the collateral pools.

At December 31, 2009 and 2008, the Authority's deposits had a bank balance of \$445,763 and \$1,537,082, respectively, and a carrying amount of \$369,899 and \$1,246,807, respectively. The differences between the bank balances and carrying amounts are due to outstanding reconciling items (primarily outstanding checks) at year-end. Of the bank balances, \$250,000 was insured by federal depository insurance.

**Colorado Water Resources
and Power Development Authority
(A Component Unit of the State of Colorado)
Notes to Financial Statements
December 31, 2009 and 2008**

Custodial credit risk. Custodial credit risk is the risk that in the event of a bank failure, the Authority's deposits may not be returned. The Authority's investment policy (the policy) does not limit the amount of deposit custodial credit risk. Under the provisions of GASB Statement No. 40, *Deposit and Investment Risk Disclosures - an amendment of GASB Statement No. 3* (GASB 40), deposits collateralized under PDPA are not deemed to be exposed to custodial credit risk. Accordingly, \$53,940 and \$1,128,875 was deemed to be exposed to custodial credit risk in 2009 and 2008, respectively.

	2009	2008
Collateralized by bank's single collateral pool for all public entities, but not held in the Authority's name	\$ 141,823	\$ 158,207
Collateralized with securities held by bank's trust department or agent, but not held in the Authority's name	53,940	1,128,875
	\$ 195,763	\$ 1,287,082

Investments

Colorado statutes specify investment instruments meeting defined rating and risk criteria in which Colorado governmental units may invest, which include:

- Obligations of the United States and certain U.S. government agency securities
- Certain international agency securities
- General obligation and revenue bonds of U.S. local government entities
- Bankers' acceptances of certain banks
- Commercial paper
- Written repurchase agreements collateralized at no less than 102% by certain authorized securities
- Certain money market mutual funds
- Guaranteed investment contracts
- Local government investment pools

The Authority's investment policy (policy) authorizes similar investments to those detailed above, although certain investments such as guaranteed investment contracts are not authorized by the policy. The policy also differentiates the allowable investments for operating funds and the investment of bond proceeds and contributions to debt service reserve funds.

**Colorado Water Resources
and Power Development Authority
(A Component Unit of the State of Colorado)
Notes to Financial Statements
December 31, 2009 and 2008**

Colorado Local Government Liquid Asset Trust (the COLOTRUST) is an investment vehicle established for local government entities in Colorado to pool surplus funds and is considered a 2a7-like investment pool. The State Securities Commissioner administers and enforces all State statutes governing the Trust. The Trust operates similarly to a money market fund and each share is equal in value to \$1.00. The Trust offers shares in two portfolios, COLOTRUST PRIME and COLOTRUST PLUS+. Both portfolios may invest in U.S. Treasury securities and repurchase agreements collateralized by U.S. Treasury securities. COLOTRUST PLUS+ may also invest in certain obligations of U.S. government agencies, highest rated commercial paper and repurchase agreements collateralized by certain obligations of U.S. government agencies. A designated custodial bank serves as custodian for the Trust's portfolios pursuant to a custodian agreement. The custodian acts as a safekeeping agent for the Trust's investment portfolios and provides services as the depository in connection with direct investments and withdrawals. The custodian's internal records segregate investments owned by the Trust.

Credit Risk. Credit risk is the risk that an issuer or other counterparty to an investment will not fulfill its obligations. The risk is evidenced by a rating issued by a nationally recognized statistical rating organization (NRSRO), which regularly rate such obligations. The table below shows the minimum rating required by State statutes, the policy, debt agreements or investment agreements, and the actual rating at year-end. The investment in pooled funds managed by the State Treasurer is not rated and direct obligations of the U.S. government and other debt guaranteed by the U.S. government are exempt from credit risk disclosure.

Although the policy requires repurchase agreements to be collateralized by authorized securities with a market value no less than 102% of the carrying value of the investment, all existing repurchase agreements specify a collateralization rate of 103% if the securities are direct obligations of the U.S. government and most agreements specify a 105% collateralization rate for authorized agency securities, if allowed. Repurchase agreements provide the flexibility needed by the Authority's loan programs for on-demand principal redemption from borrower project accounts as well as scheduled annual redemptions, over a twenty-year period, from bond debt service reserve funds. The ratings of the repurchase agreements below, as of December 31, 2009 and 2008, reflect the rating of the underlying securities held as collateral.

**Colorado Water Resources
and Power Development Authority
(A Component Unit of the State of Colorado)
Notes to Financial Statements
December 31, 2009 and 2008**

2009

Investment Type	Fair Value	Minimum Legal Rating	Exempt From Disclosure	Not Rated	NRSRO Rating
Deposits	\$ 369,899		X		
Cash held by State Treasurer (see below)	67,799,555	N/A		X	
COLOTRUST PLUS	160,728,004	N/A			AAA
Total cash and cash equivalents	<u>228,897,458</u>				
U.S. Treasury Notes - SLGS	23,380,484	N/A	X		
U.S. Treasury Bonds	6,786,984	N/A	X		
U.S. Agency Notes	2,855,185	N/A			AAA
Repurchase Agreements-collateralized	200,991,755				See Detail Below
Total Investments	<u>234,014,408</u>				
Total cash and invested funds	<u>\$ 462,911,866</u>				

2008

Investment Type	Fair Value	Minimum Legal Rating	Exempt From Disclosure	Not Rated	NRSRO Rating
Deposits	\$ 1,246,807		X		
Cash held by State Treasurer (see below)	69,950,826	N/A		X	
COLOTRUST PLUS	143,366,627	N/A			AAA
Total cash and cash equivalents	<u>214,564,260</u>				
U.S. Treasury Notes - SLGS	36,645,978	N/A	X		
U.S. Treasury Bonds	7,234,431	N/A	X		
Repurchase Agreements-collateralized	237,754,190				See Detail Below
Total Investments	<u>281,634,599</u>				
Total cash and invested funds	<u>\$ 496,198,859</u>				

**Colorado Water Resources
and Power Development Authority
(A Component Unit of the State of Colorado)
Notes to Financial Statements
December 31, 2009 and 2008**

Below is a schedule that summarizes the credit quality of the securities held as collateral for the repurchase agreements, as of December 31, 2009 and 2008:

		2009		
		Collateral Securities		
		Custodian		
	Exempt From Disclosure	Portfolio Percent	NRSRO Rating	
U.S. Treasuries and other direct obligations	X	12.8%		
Government agencies		87.2%	AAA	
Total		100.0%		

		2008		
		Collateral Securities		
		Custodian		
	Exempt From Disclosure	Portfolio Percent	NRSRO Rating	
U.S. Treasuries and other direct obligations	X	7.8%		
Government agencies		92.2%	AAA	
Total		100.0%		

The cash held by the State Treasurer is invested in the types of securities shown below as disclosed in the State Treasurer's report as of December 31, 2009 and 2008:

		2009						
		Credit Rating of Pool Securities						
	A1/P1	AAA	AA	A	BBB	BB	Other	Portfolio Percent
Asset Backed		100.0%						10.1%
Corporates		2.4%	39.3%	39.2%	12.0%	5.8%	1.3%	7.3%
Mortgage Securities		100.0%						5.8%
Commercial Paper	100.0%							8.2%
Treasuries		100.0%						13.2%
Federal Agencies		100.0%						49.0%
Certificates of Deposit							100.0%	0.6%
Money Market Funds							100.0%	5.8%
Total Portfolio	8.2%	78.3%	2.9%	2.8%	0.9%	0.4%	6.5%	100.0%

**Colorado Water Resources
and Power Development Authority
(A Component Unit of the State of Colorado)
Notes to Financial Statements
December 31, 2009 and 2008**

	2008						Portfolio Percent	
	Credit Rating of Pool Securities							
	A1/P1	AAA	AA	A	BBB	BB	Other	
Asset Backed		100.0%						13.3%
Corporates		10.9%	25.6%	48.6%	13.8%		1.1%	8.1%
Mortgage Securities		100.0%						5.9%
Commercial Paper	100.0%							2.6%
Treasuries		100.0%						8.3%
Federal Agencies		100.0%						50.3%
Treasury Bills	100.0%							1.8%
Certificates of Deposit							100.0%	1.4%
Money Market Funds							100.0%	8.3%
Total Portfolio	4.4%	78.7%	2.1%	3.9%	1.1%		9.8%	100.0%

Custodial Credit Risk. The custodial credit risk for investments is the risk that, in the event of the failure of the counterparty (e.g., broker-dealer) to a transaction, a government will not be able to recover the value of its investment or collateral securities that are in the possession of another party. The schedules below show repurchase agreements totaling \$200,991,755 and \$237,754,190 as of December 31, 2009 and 2008, respectively, were acquired by the Authority's trustee, and the investments are held in the trustee's bank account at the Federal Reserve in book entry form. Consequently, the trustee is considered to be the purchaser as well as the custodian of the investments. Because the investments are not held in the Authority's name, the entire balance of repurchase agreements is subject to custodial credit risk. The policy does not limit custodial credit risk; however, the Board approves each repurchase agreement in conjunction with an associated bond resolution.

Concentration of Credit Risk. Concentration of credit risk is the risk of loss attributed to the magnitude of the investment in a single issuer. Pooled investments and direct obligations of the U.S. government are exempt from concentration of credit risk disclosure. Investments that represent 5% or more of total investments are shown in the tables below.

The schedules below show that five repurchase agreement providers (eligible providers) exceed 5% of total funds invested as of December 31, 2009 and 2008. Only a limited number of eligible providers offer this type of investment agreement, which results in a higher level of investment concentration. To ensure a price that equals fair market value the Authority makes a good faith effort to meet the safe harbor provision of Treasury Regulation Sec. 1.148-5(d)(6)(iii), which requires a minimum of three bids be obtained from eligible providers. The fair market value is then used to determine the yield for arbitrage purposes. The policy does not limit the concentration of repurchase agreements with any one eligible provider.

**Colorado Water Resources
and Power Development Authority
(A Component Unit of the State of Colorado)
Notes to Financial Statements
December 31, 2009 and 2008**

2009			
Investment Type	Fair Value	Exempt From Disclosure	Pct. of Total Invest.
Cash held by State Treasurer	\$ 67,799,555		14.7%
COLOTRUST PLUS	160,728,004	X	N/A
U.S. Treasury Notes - SLGS	23,380,484	X	N/A
U.S. Treasury Bonds	6,786,984	X	N/A
U.S. Agency Notes	2,855,185	X	N/A
Repurchase Agreements-collateralized			
Trinity Plus Funding Company LLC	61,030,044		13.2%
HSBC Bank USA N.A.	966,688	X	N/A
Westdeutsche Landesbank	743,520	X	N/A
Citigroup Global Markets, Inc./Citigroup Global	37,106,890		8.0%
American International Group	60,309,241		13.0%
Assured Guaranty Municipal Corp.	26,041,987		5.6%
Societe Generale	14,793,385	X	N/A
Total funds invested	<u>\$ 462,541,967</u>		

2008			
Investment Type	Fair Value	Exempt From Disclosure	Pct. of Total Invest.
Cash held by State Treasurer	\$ 69,950,826		14.1%
COLOTRUST PLUS	143,366,627	X	N/A
U.S. Treasury Notes - SLGS	36,645,978	X	N/A
U.S. Treasury Bonds	7,234,431	X	N/A
Repurchase Agreements-collateralized			
Trinity Plus Funding Company LLC	64,344,440		13.0%
MBIA Asset Management LLC	14,461,729	X	N/A
HSBC Bank USA N.A.	970,392	X	N/A
Westdeutsche Landesbank	838,160	X	N/A
Salomon Reinvestment Co./Citigroup Global	39,371,540		8.0%
American International Group	63,298,351		12.8%
FSA Capital Management Services LLC	26,460,514		5.3%
Societe Generale	28,009,064		5.7%
Total funds invested	<u>\$ 494,952,052</u>		

Interest Rate Risk. Interest rate risk is the risk that changes in interest rates will adversely affect the fair value of an investment. The Authority's investment policy, in accordance with Colorado law, limits the purchase of investments to securities with maturity dates of five years or less, unless the Board authorizes maturities in excess of five years. Pursuant to the terms of bond resolutions, the Board approves investments, held in debt service reserve funds, with maturities coinciding with bond maturities, normally of twenty years or more. These investments are exposed to interest rate risk; however, that risk is considered acceptable because the fixed earnings from these investments, included in the cash flow model, is required for future bond debt service.

**Colorado Water Resources
and Power Development Authority
(A Component Unit of the State of Colorado)
Notes to Financial Statements
December 31, 2009 and 2008**

As of December 31, 2009 and 2008, the Authority had the following investments and maturities:

Maturity	2009				Total Investments
	U.S. Treasury Notes - SLGS	U.S. Treasury Bonds	U.S. Agency Notes	Repurchase Agreements	
2010 \$	4,078,279	\$ 1,299,389	\$ -	\$ 12,575,987	\$ 17,953,655
2011	1,724,555	2,716,169	-	12,240,747	16,681,471
2012	1,141,124	1,759,509	-	12,702,257	15,602,890
2013	806,492	713,459	-	13,087,489	14,607,440
2014	861,114	298,458	2,855,185	13,271,696	17,286,453
2015-2019	4,633,969	-	-	65,315,291	69,949,260
2020-2024	4,528,671	-	-	48,671,597	53,200,268
2025-2029	5,051,235	-	-	23,126,691	28,177,926
2030	555,045	-	-	-	555,045
Total \$	<u>23,380,484</u>	<u>\$ 6,786,984</u>	<u>\$ 2,855,185</u>	<u>\$ 200,991,755</u>	<u>\$ 234,014,408</u>

Maturity	2008				Total Investments
	U.S. Treasury Notes - SLGS	U.S. Treasury Bonds	U.S. Agency Notes	Repurchase Agreements	
2009 \$	13,265,494	\$ 362,621	\$ -	\$ 37,994,978	\$ 51,623,093
2010	4,078,279	1,316,338	-	12,933,975	18,328,592
2011	1,724,555	2,752,162	-	13,585,037	18,061,754
2012	1,141,124	1,781,507	-	14,122,229	17,044,860
2013	806,492	720,429	-	14,405,250	15,932,171
2014-2018	4,620,207	301,374	-	67,406,048	72,327,629
2019-2023	4,417,143	-	-	48,317,906	52,735,049
2024-2028	5,304,259	-	-	28,988,767	34,293,026
2029-2030	1,288,425	-	-	-	1,288,425
Total \$	<u>36,645,978</u>	<u>\$ 7,234,431</u>	<u>\$ -</u>	<u>\$ 237,754,190</u>	<u>\$ 281,634,599</u>

The U.S. Treasury Bonds, with maturity dates after 2009, are held in debt service reserve funds that secure certain revenue bonds in the WPCRF, and are subject to put agreements. These agreements allow the Authority to sell or "put" treasury bonds to the counterparty in the event of a loan receivable default, and the proceeds would be used to pay bond debt service. The agreements include schedules containing put prices that correspond to the WPCRF bond debt service dates. Each agreement also contains mandatory put dates and prices that allow for the sale of the treasury bonds, thereby allowing the Authority to use the proceeds to fund future loans.

As previously discussed, the Authority had \$67,799,555 and \$69,950,826 as of December 31, 2009 and 2008, respectively, invested in the pool maintained by the State Treasurer, and that pool had an average maturity of 21.2 and 13.8 months as of December 31, 2009 and 2008, respectively. The Authority's investment represents approximately 1.3% and 1.2% of the total pool as of December 31, 2009 and 2008, respectively.

**Colorado Water Resources
and Power Development Authority
(A Component Unit of the State of Colorado)
Notes to Financial Statements
December 31, 2009 and 2008**

Note 4: Loans Receivable

The following is an analysis of changes in loans receivable for the years ended December 31, 2009 and 2008:

	<u>Balance January 1, 2009</u>	<u>New loans</u>	<u>Repayments/ loans canceled</u>	<u>Balance December 31, 2009</u>
Water Operations Fund:				
Small Water Resources				
Program	\$ 81,702,499	\$ —	\$ 8,273,334	\$ 73,429,165
Water Revenue Bonds				
Program	354,070,000	15,735,000	7,835,000	361,970,000
Interim loans	278,187	3,991,816	3,000,000	1,270,003
Small Hydro Loan Program	—	1,456,891	—	1,456,891
Water Pollution Control Fund:				
Direct loans	33,337,459	42,248,022	17,477,303	58,108,178
Leveraged loans	471,731,407		30,811,230	440,920,177
Drinking Water Fund:				
Direct loans	30,672,349	45,444,807	18,762,712	57,354,444
Leveraged loans	199,653,118		10,525,273	189,127,845
	<u>1,171,445,019</u>	<u>\$ 108,876,536</u>	<u>\$ 96,684,852</u>	<u>1,183,636,703</u>
Less current portion	<u>57,312,885</u>			<u>63,478,622</u>
Noncurrent portion	<u>\$ 1,114,132,134</u>			<u>\$ 1,120,158,081</u>

	<u>Balance January 1, 2008</u>	<u>New loans</u>	<u>Repayments/ loans canceled</u>	<u>Balance December 31, 2008</u>
Water Operations Fund:				
Small Water Resources				
Program	\$ 90,377,499	\$ —	\$ 8,675,000	\$ 81,702,499
Water Revenue Bonds				
Program	360,410,000	—	6,340,000	354,070,000
Interim loans	—	2,316,984	2,038,797	278,187
Water Pollution Control Fund:				
Direct loans	28,927,381	7,044,662	2,634,584	33,337,459
Leveraged loans	488,502,284	13,392,445	30,163,322	471,731,407
Drinking Water Fund:				
Direct loans	24,805,479	7,186,200	1,319,330	30,672,349
Leveraged loans	186,847,004	22,829,792	10,023,678	199,653,118
	<u>1,179,869,647</u>	<u>\$ 52,770,083</u>	<u>\$ 61,194,711</u>	<u>1,171,445,019</u>
Less current portion	<u>54,603,530</u>			<u>57,312,885</u>
Noncurrent portion	<u>\$ 1,125,266,117</u>			<u>\$ 1,114,132,134</u>

**Colorado Water Resources
and Power Development Authority
(A Component Unit of the State of Colorado)
Notes to Financial Statements
December 31, 2009 and 2008**

Scheduled maturities of the loans receivable are as follows as of December 31, 2009:

	Water operations		WPCRF		DWRP		Total	
	Principal	Interest	Principal	Interest	Principal	Interest	Principal	Interest
2010	\$ 15,369,169	\$ 20,350,632	\$ 33,905,569	\$ 12,604,404	\$ 14,203,884	\$ 5,193,481	\$ 63,478,622	\$ 38,148,517
2011	16,819,960	19,915,023	35,505,206	11,784,982	15,889,247	4,774,608	68,214,413	36,474,613
2012	17,417,828	19,165,584	34,175,855	10,857,693	16,343,042	4,443,146	67,936,725	34,466,423
2013	16,592,383	18,436,474	33,402,816	9,972,420	16,635,094	4,067,159	66,630,293	32,476,053
2014	17,316,964	17,688,162	31,301,258	9,098,282	17,115,218	3,681,267	65,733,440	30,467,711
2015-2019	79,411,928	76,524,069	154,538,030	33,131,760	81,213,614	12,453,002	315,163,572	122,108,831
2020-2024	75,363,747	58,333,667	125,567,420	14,846,915	54,150,254	4,641,047	255,081,421	77,821,629
2025-2029	53,671,728	43,400,375	49,352,592	2,204,921	25,656,469	898,898	128,680,789	46,504,194
2030-2034	79,432,352	29,615,660	1,279,609	12,076	3,625,489	28,372	84,337,450	29,656,108
2035-2039	44,535,000	10,647,688	—	—	1,649,978	15,032	46,184,978	10,662,720
2040-2043	22,195,000	2,987,513	—	—	—	—	22,195,000	2,987,513
Total	\$ 438,126,059	\$ 317,064,847	\$ 499,028,355	\$ 104,513,453	\$ 246,482,289	\$ 40,196,012	\$ 1,183,636,703	\$ 461,774,312

The schedule above does not include administrative fees due from the borrowers, which are recorded as revenue when due.

The Water Operations Fund – The one loan in the SHLP has an interest rate of 2.00% and a final maturity date in 2030, SWRP loans receivable have interest rates of 3.96% to 7.19% and have scheduled final maturity dates of 2010 to 2023. The WRBP loans receivable have interest rates of 3.63% to 5.50% and have scheduled maturity dates of 2013 to 2043.

The WPCRF direct loans receivable have interest rates of 0.00% to 5.17% and have maturity dates of 2010 to 2030. The WPCRF leveraged loans receivable have interest rates of 3.21% to 5.20% and have scheduled final maturity dates of 2010 to 2030.

The Drinking Water Fund direct loans receivable have interest rates of 0.00% to 4.50% and have scheduled final maturity dates of 2012 to 2039. The Drinking Water Fund leveraged loans receivable have interest rates of 3.03% to 4.60% and have scheduled final maturity dates of 2014 to 2030.

**Colorado Water Resources
and Power Development Authority
(A Component Unit of the State of Colorado)
Notes to Financial Statements
December 31, 2009 and 2008**

Note 5: Capital Assets

Capital assets activity for the years ended December 31, 2009 and 2008 was as follows:

	2009			Ending Balance
	Beginning Balance	Additions	Retirements	
Equipment	\$ 100,166	\$ -	\$ -	\$ 100,166
Less accumulated depreciation for equipment	<u>(85,324)</u>	<u>(4,570)</u>	<u>-</u>	<u>(89,894)</u>
	<u>\$ 14,842</u>	<u>\$ (4,570)</u>	<u>\$ -</u>	<u>\$ 10,272</u>
	2008			
	Beginning Balance	Additions	Retirements	Ending Balance
Equipment	\$ 122,282	\$ -	\$ 22,116	\$ 100,166
Less accumulated depreciation for equipment	<u>(96,787)</u>	<u>(10,653)</u>	<u>(22,116)</u>	<u>(85,324)</u>
	<u>\$ 25,495</u>	<u>\$ (10,653)</u>	<u>\$ -</u>	<u>\$ 14,842</u>

Depreciation expense for the years ended December 31, 2009 and 2008 was \$4,570 and \$10,653, respectively.

**Colorado Water Resources
and Power Development Authority
(A Component Unit of the State of Colorado)
Notes to Financial Statements
December 31, 2009 and 2008**

Note 6: Noncurrent Liabilities

Other than Bonds

Noncurrent liability activity, other than bonds, for the year ended December 31, 2009, was as follows:

	<u>Balance January 1, 2009</u>	<u>Additions</u>	<u>Reductions</u>	<u>Balance December 31, 2009</u>	<u>Current portion</u>
Water operations:					
Project costs payable –					
direct loans	\$ —	\$ 1,456,891	\$ 101,554	\$ 1,355,337	\$ 1,355,337
Project costs payable –					
leveraged loans	4,510,607	15,019,676	5,989,670	13,540,613	13,540,613
Debt service reserve deposit	1,861,513	576,900	600,000	1,838,413	—
Other liabilities	1,311,822	107,039	80,536	1,338,325	—
Total water operations	<u>\$ 7,683,942</u>	<u>\$ 17,160,506</u>	<u>\$ 6,771,760</u>	<u>\$ 18,072,688</u>	<u>\$ 14,895,950</u>
Water pollution control:					
Project costs payable –					
direct loans	\$ 6,000,179	\$ 42,248,022	\$ 11,075,468	\$ 37,172,733	\$ 32,302,837
Project costs payable –					
leveraged loans	47,871,918	—	34,991,984	12,879,934	12,879,934
Advance payable	158,503	1,079,640	—	1,238,143	—
Deferred revenue	676,829	—	109,489	567,340	—
Other liabilities	2,868,861	287,206	338,476	2,817,591	669,062
Total water pollution control	<u>\$ 57,576,290</u>	<u>\$ 43,614,868</u>	<u>\$ 46,515,417</u>	<u>\$ 54,675,741</u>	<u>\$ 45,851,833</u>
Drinking water:					
Project costs payable –					
direct loans	\$ 7,044,480	\$ 45,444,807	\$ 12,779,086	\$ 39,710,201	\$ 38,527,697
Project costs payable –					
leveraged loans	36,963,944	—	26,479,708	10,484,236	9,398,436
Deferred revenue	89,924	—	6,580	83,344	—
Other liabilities	1,709,589	2,449,172	801,800	3,356,961	2,618,561
Total drinking water	<u>\$ 45,807,937</u>	<u>\$ 47,893,979</u>	<u>\$ 40,067,174</u>	<u>\$ 53,634,742</u>	<u>\$ 50,544,694</u>
Total enterprise funds:					
Project costs payable –					
direct loans	\$ 13,044,659	\$ 89,149,720	\$ 23,956,108	\$ 78,238,271	\$ 72,185,871
Project costs payable –					
leveraged loans	89,346,469	15,019,676	67,461,362	36,904,783	35,818,983
Debt service reserve deposit	1,861,513	576,900	600,000	1,838,413	—
Advance payable	158,503	1,079,640	—	1,238,143	—
Deferred revenue	766,753	—	116,069	650,684	—
Other liabilities	5,890,272	2,843,417	1,220,812	7,512,877	3,287,623
Total enterprise funds	<u>\$ 111,068,169</u>	<u>\$ 108,669,353</u>	<u>\$ 93,354,351</u>	<u>\$ 126,383,171</u>	<u>\$ 111,292,477</u>

**Colorado Water Resources
and Power Development Authority
(A Component Unit of the State of Colorado)
Notes to Financial Statements
December 31, 2009 and 2008**

Noncurrent liability activity, other than bonds, for the year ended December 31, 2008, was as follows:

	Balance January 1, 2008	Additions	Reductions	Balance December 31, 2008	Current portion
Water operations:					
Project costs payable – leveraged loans	\$ 16,915,040	\$ —	\$ 12,404,433	\$ 4,510,607	\$ 4,510,607
Debt service reserve deposit	1,861,513	—	—	1,861,513	—
Other liabilities	1,307,294	91,859	87,331	1,311,822	—
Total water operations	<u>\$ 20,083,847</u>	<u>\$ 91,859</u>	<u>\$ 12,491,764</u>	<u>\$ 7,683,942</u>	<u>\$ 4,510,607</u>
Water pollution control:					
Project costs payable – direct loans	\$ 8,348,512	\$ 7,044,662	\$ 9,392,995	\$ 6,000,179	\$ 6,000,179
Project costs payable – leveraged loans	69,122,484	13,325,000	34,575,566	47,871,918	46,471,918
Advance payable	3,078,683	1,079,820	4,000,000	158,503	—
Deferred revenue	626,380	106,958	56,509	676,829	—
Other liabilities	3,738,377	969,364	1,838,880	2,868,861	289,008
Total water pollution control	<u>\$ 84,914,436</u>	<u>\$ 22,525,804</u>	<u>\$ 49,863,950</u>	<u>\$ 57,576,290</u>	<u>\$ 52,761,105</u>
Drinking water:					
Project costs payable – direct loans	\$ 4,392,848	\$ 7,186,200	\$ 4,534,568	\$ 7,044,480	\$ 7,044,480
Project costs payable – leveraged loans	33,741,351	22,465,000	19,242,407	36,963,944	36,783,944
Deferred revenue	96,503	—	6,579	89,924	—
Other liabilities	1,801,939	611,677	704,027	1,709,589	539,791
Total drinking water	<u>\$ 40,032,641</u>	<u>\$ 30,262,877</u>	<u>\$ 24,487,581</u>	<u>\$ 45,807,937</u>	<u>\$ 44,368,215</u>
Total enterprise funds:					
Project costs payable – direct loans	\$ 12,741,360	\$ 14,230,862	\$ 13,927,563	\$ 13,044,659	\$ 13,044,659
Project costs payable – leveraged loans	119,778,875	35,790,000	66,222,406	89,346,469	87,766,469
Debt service reserve deposit	1,861,513	—	—	1,861,513	—
Advance payable	3,078,683	1,079,820	4,000,000	158,503	—
Deferred revenue	722,883	106,958	63,088	766,753	—
Other liabilities	6,847,610	1,672,900	2,630,238	5,890,272	828,799
Total enterprise funds	<u>\$ 145,030,924</u>	<u>\$ 52,880,540</u>	<u>\$ 86,843,295</u>	<u>\$ 111,068,169</u>	<u>\$ 101,639,927</u>

**Colorado Water Resources
and Power Development Authority
(A Component Unit of the State of Colorado)
Notes to Financial Statements
December 31, 2009 and 2008**

Bonds Payable

The following is an analysis of changes in bonds payable for the year ended December 31, 2009:

	<u>Balance January 1, 2009</u>	<u>New issues</u>	<u>Retirements</u>	<u>Balance December 31, 2009</u>
Water Operations:				
Small Water Resources Program:				
1993 Series A	\$ 1,665,000	\$	\$ 995,000	\$ 670,000
1994 Series A	1,760,000		510,000	1,250,000
1996 Series A	925,000		95,000	830,000
1997 Series A	2,635,000		1,700,000	935,000
1997 Series B	4,955,000		1,265,000	3,690,000
1998 Series A	4,845,000		390,000	4,455,000
1998 Series B	6,490,000		1,505,000	4,985,000
2000 Series A	10,070,000		875,000	9,195,000
2001 Series A	13,600,000		280,000	13,320,000
2002 Series A	13,580,000		190,000	13,390,000
2003 Series A	8,735,000		230,000	8,505,000
2006 Series A	13,480,000		345,000	13,135,000
	<u>82,740,000</u>	<u>—</u>	<u>8,380,000</u>	<u>74,360,000</u>
Water Revenue Bonds Program:				
1998 Taxable Series	1,380,000		1,380,000	—
2003 Series A	11,200,000		555,000	10,645,000
2003 Series B	695,000		695,000	—
2004 Series A	12,280,000		555,000	11,725,000
2004 Series B	19,695,000		5,000	19,690,000
2004 Series C	14,400,000		1,865,000	12,535,000
2004 Series D	101,310,000		1,160,000	100,150,000
2004 Series E	2,995,000		145,000	2,850,000
2005 Series A	51,330,000		930,000	50,400,000
2005 Series B	2,050,000		85,000	1,965,000
2005 Series C	7,715,000		160,000	7,555,000
2005 Series D	100,000,000		—	100,000,000
2005 Series E	26,270,000		—	26,270,000
2005 Series F	3,305,000		150,000	3,155,000
2008 Series A	—	8,795,000	130,000	8,665,000
2009 Series A	—	6,940,000	—	6,940,000
	<u>354,625,000</u>	<u>15,735,000</u>	<u>7,815,000</u>	<u>362,545,000</u>
Total Water Operations	437,365,000	\$ <u>15,735,000</u>	\$ <u>16,195,000</u>	436,905,000
Less deferred costs	(458,172)			(353,102)
Less current portion	(12,685,000)			(14,320,000)
Noncurrent bonds payable – Water Operations	<u>\$ 424,221,828</u>			<u>\$ 422,231,898</u>

**Colorado Water Resources
and Power Development Authority**
(A Component Unit of the State of Colorado)
Notes to Financial Statements
December 31, 2009 and 2008

	<u>Balance January 1, 2009</u>	<u>New issues</u>	<u>Retirements</u>	<u>Balance December 31, 2009</u>
Water Pollution Control Revolving Fund – Clean Water Revenue Bonds:				
1989 Series A	\$ 100,000	\$	\$ 50,000	\$ 50,000
1990 Series A	20,000		15,000	5,000
1991 Series A	495,000		215,000	280,000
1991 Series B	275,000		145,000	130,000
1992 Series A	245,000		80,000	165,000
1992 Series B	770,000		210,000	560,000
1994 Series A	410,000		115,000	295,000
1995 Series A	700,000		155,000	545,000
1996 Series A	220,000		40,000	180,000
1997 Series A	2,340,000		325,000	2,015,000
1998 Series A	1,355,000		235,000	1,120,000
1998 Series B	1,390,000		180,000	1,210,000
1999 Series A	3,440,000		2,240,000	1,200,000
2000 Series A	4,775,000		1,555,000	3,220,000
2001 Series A	13,405,000		3,165,000	10,240,000
2002 Series A	42,995,000		2,595,000	40,400,000
2002 Series B	19,625,000		690,000	18,935,000
2003 Series A	11,960,000		660,000	11,300,000
2004 Series A	57,270,000		110,000	57,160,000
2005 Series A	35,845,000		1,535,000	34,310,000
2005 Series B	15,290,000		685,000	14,605,000
2006 Series A	21,585,000		895,000	20,690,000
2006 Series B	13,095,000		545,000	12,550,000
2007 Series A	35,125,000		755,000	34,370,000
2008 Series A	12,305,000		520,000	11,785,000
	<u>295,035,000</u>	<u>—</u>	<u>17,715,000</u>	<u>277,320,000</u>
Wastewater Revolving Fund Refunding Revenue Bonds:				
1996 Series A	11,530,000		3,130,000	8,400,000
2001 Series A	29,455,000		4,840,000	24,615,000
2004 Series A	33,960,000		1,525,000	32,435,000
2005 Series A and A2	78,040,000		2,190,000	75,850,000
	<u>152,985,000</u>	<u>—</u>	<u>11,685,000</u>	<u>141,300,000</u>
Total Water Pollution Control Revolving Fund	448,020,000	\$ <u>—</u>	\$ <u>29,400,000</u>	418,620,000
Deferred (costs) benefits	737,923			680,960
Less current portion	<u>(29,400,000)</u>			<u>(29,700,000)</u>
Noncurrent bonds payable – Water Pollution Control Revolving Fund	<u>\$ 419,357,923</u>			<u>\$ 389,600,960</u>

**Colorado Water Resources
and Power Development Authority**
(A Component Unit of the State of Colorado)
Notes to Financial Statements
December 31, 2009 and 2008

	<u>Balance January 1, 2009</u>	<u>New issues</u>	<u>Retirements</u>	<u>Balance December 31, 2009</u>
Drinking Water Revolving Fund:				
Revenue Bonds:				
1997 Series A	\$ 13,355,000		1,215,000	12,140,000
1998 Series A	9,225,000		730,000	8,495,000
1999 Series A	26,505,000		2,550,000	23,955,000
2000 Series A	5,360,000		1,515,000	3,845,000
2002 Series A	12,610,000		750,000	11,860,000
2003 Series A	19,235,000		320,000	18,915,000
2003 Series B	10,615,000		540,000	10,075,000
2006 Series A	10,460,000		445,000	10,015,000
2006 Series B	35,390,000		1,310,000	34,080,000
2008 Series A	11,235,000		215,000	11,020,000
2008 Series B	8,870,000		5,000	8,865,000
	<u>162,860,000</u>	<u>—</u>	<u>9,595,000</u>	<u>153,265,000</u>
Drinking Water Revolving Fund Refunding Revenue Bonds				
2005 Series A	20,115,000		5,000	20,110,000
Total Drinking Water Revolving Fund	182,975,000	\$ —	\$ 9,600,000	173,375,000
Deferred (costs) benefits	163,364			145,247
Less current portion	<u>(9,600,000)</u>			<u>(10,760,000)</u>
Noncurrent bonds payable – Drinking Water Revolving Fund	<u>\$ 173,538,364</u>			<u>\$ 162,760,247</u>
Total enterprise funds:				
Revenue bonds at par	\$ 1,068,360,000	\$ 15,735,000	\$ 55,195,000	\$ 1,028,900,000
Deferred (costs) benefits	443,115			473,105
Current portion	<u>(51,685,000)</u>			<u>(54,780,000)</u>
Noncurrent bonds payable, net	<u>\$ 1,017,118,115</u>			<u>\$ 974,593,105</u>

**Colorado Water Resources
and Power Development Authority
(A Component Unit of the State of Colorado)
Notes to Financial Statements
December 31, 2009 and 2008**

The following is an analysis of changes in bonds payable for the year ended December 31, 2008:

	<u>Balance January 1, 2008</u>	<u>New issues</u>	<u>Retirements</u>	<u>Balance December 31, 2008</u>
Water Operations:				
Small Water Resources Program:				
1992 Series B	\$ 255,000	\$ —	\$ 255,000	\$ —
1993 Series A	2,445,000	—	780,000	1,665,000
1994 Series A	2,180,000	—	420,000	1,760,000
1996 Series A	3,415,000	—	2,490,000	925,000
1997 Series A	2,880,000	—	245,000	2,635,000
1997 Series B	6,165,000	—	1,210,000	4,955,000
1998 Series A	5,220,000	—	375,000	4,845,000
1998 Series B	7,920,000	—	1,430,000	6,490,000
2000 Series A	10,875,000	—	805,000	10,070,000
2001 Series A	13,870,000	—	270,000	13,600,000
2002 Series A	13,765,000	—	185,000	13,580,000
2003 Series A	8,960,000	—	225,000	8,735,000
2006 Series A	13,820,000	—	340,000	13,480,000
	<u>91,770,000</u>	<u>—</u>	<u>9,030,000</u>	<u>82,740,000</u>
Water Revenue Bonds Program:				
1998 Taxable Series	1,605,000	—	225,000	1,380,000
2003 Series A	11,740,000	—	540,000	11,200,000
2003 Series B	1,375,000	—	680,000	695,000
2004 Series A	12,820,000	—	540,000	12,280,000
2004 Series B	19,700,000	—	5,000	19,695,000
2004 Series C	16,200,000	—	1,800,000	14,400,000
2004 Series D	102,415,000	—	1,105,000	101,310,000
2004 Series E	3,135,000	—	140,000	2,995,000
2005 Series A	52,235,000	—	905,000	51,330,000
2005 Series B	2,135,000	—	85,000	2,050,000
2005 Series C	7,870,000	—	155,000	7,715,000
2005 Series D	100,000,000	—	—	100,000,000
2005 Series E	26,270,000	—	—	26,270,000
2005 Series F	3,450,000	—	145,000	3,305,000
	<u>360,950,000</u>	<u>—</u>	<u>6,325,000</u>	<u>354,625,000</u>
Total Water Operations	452,720,000	\$ —	\$ 15,355,000	437,365,000
Less deferred costs	(576,939)			(458,172)
Less current portion	<u>(13,110,000)</u>			<u>(12,685,000)</u>
Noncurrent bonds payable – Water Operations	<u>\$ 439,033,061</u>			<u>\$ 424,221,828</u>

**Colorado Water Resources
and Power Development Authority**
(A Component Unit of the State of Colorado)
Notes to Financial Statements
December 31, 2009 and 2008

	<u>Balance January 1, 2008</u>	<u>New issues</u>	<u>Retirements</u>	<u>Balance December 31, 2008</u>
Water Pollution Control Revolving Fund – Clean Water Revenue Bonds:				
1989 Series A	\$ 165,000	\$ —	\$ 65,000	\$ 100,000
1990 Series A	45,000	—	25,000	20,000
1991 Series A	755,000	—	260,000	495,000
1991 Series B	465,000	—	190,000	275,000
1992 Series A	335,000	—	90,000	245,000
1992 Series B	1,005,000	—	235,000	770,000
1994 Series A	545,000	—	135,000	410,000
1995 Series A	870,000	—	170,000	700,000
1996 Series A	265,000	—	45,000	220,000
1997 Series A	2,680,000	—	340,000	2,340,000
1998 Series A	3,010,000	—	1,655,000	1,355,000
1998 Series B	2,095,000	—	705,000	1,390,000
1999 Series A	5,620,000	—	2,180,000	3,440,000
2000 Series A	6,275,000	—	1,500,000	4,775,000
2001 Series A	16,495,000	—	3,090,000	13,405,000
2002 Series A	45,515,000	—	2,520,000	42,995,000
2002 Series B	20,310,000	—	685,000	19,625,000
2003 Series A	12,620,000	—	660,000	11,960,000
2004 Series A	57,380,000	—	110,000	57,270,000
2005 Series A	37,305,000	—	1,460,000	35,845,000
2005 Series B	15,975,000	—	685,000	15,290,000
2006 Series A	22,370,000	—	785,000	21,585,000
2006 Series B	13,630,000	—	535,000	13,095,000
2007 Series A	35,330,000	—	205,000	35,125,000
2008 Series A	—	12,305,000	—	12,305,000
	<u>301,060,000</u>	<u>12,305,000</u>	<u>18,330,000</u>	<u>295,035,000</u>
Wastewater Revolving Fund Refunding Revenue Bonds:				
1996 Series A	14,425,000	—	2,895,000	11,530,000
2001 Series A	34,060,000	—	4,605,000	29,455,000
2004 Series A	35,450,000	—	1,490,000	33,960,000
2005 Series A and A2	78,040,000	—	—	78,040,000
	<u>161,975,000</u>	<u>—</u>	<u>8,990,000</u>	<u>152,985,000</u>
Total Water Pollution Control Revolving Fund	463,035,000	\$ <u>12,305,000</u>	\$ <u>27,320,000</u>	448,020,000
Deferred (costs) benefits	780,331			737,923
Less current portion	<u>(27,320,000)</u>			<u>(29,400,000)</u>
Noncurrent bonds payable – Water Pollution Control Revolving Fund	<u>\$ 436,495,331</u>			<u>\$ 419,357,923</u>

**Colorado Water Resources
and Power Development Authority**
(A Component Unit of the State of Colorado)
Notes to Financial Statements
December 31, 2009 and 2008

	Balance January 1, 2008	New issues	Retirements	Balance December 31, 2008
Drinking Water Revolving Fund:				
Revenue Bonds:				
1997 Series A	\$ 14,535,000	\$ —	\$ 1,180,000	\$ 13,355,000
1998 Series A	9,940,000	—	715,000	9,225,000
1999 Series A	29,005,000	—	2,500,000	26,505,000
2000 Series A	6,835,000	—	1,475,000	5,360,000
2002 Series A	13,340,000	—	730,000	12,610,000
2003 Series A	19,555,000	—	320,000	19,235,000
2003 Series B	11,150,000	—	535,000	10,615,000
2006 Series A	10,895,000	—	435,000	10,460,000
2006 Series B	36,575,000	—	1,185,000	35,390,000
2008 Series A	—	11,235,000	—	11,235,000
2008 Series B	—	8,870,000	—	8,870,000
	151,830,000	20,105,000	9,075,000	162,860,000
Drinking Water Revolving Fund Refunding Revenue Bonds				
2005 Series A	20,120,000	—	5,000	20,115,000
Total Drinking Water Revolving Fund	171,950,000	\$ 20,105,000	\$ 9,080,000	182,975,000
Deferred (costs) benefits	181,485			163,364
Less current portion	(9,080,000)			(9,600,000)
Noncurrent bonds payable – Drinking Water Revolving Fund	\$ 163,051,485			\$ 173,538,364
Total enterprise funds:				
Revenue bonds at par	\$ 1,087,705,000	\$ 32,410,000	\$ 51,755,000	\$ 1,068,360,000
Deferred (costs) benefits	384,877			443,115
Current portion	(49,510,000)			(51,685,000)
Noncurrent bonds payable, net	\$ 1,038,579,877			\$ 1,017,118,115

**Colorado Water Resources
and Power Development Authority
(A Component Unit of the State of Colorado)
Notes to Financial Statements
December 31, 2009 and 2008**

During 2009, all of the SWRP bond insurance policies, except for the 1996 Series A, were transferred from Financial Guaranty Insurance Company (FGIC) to Nation Public Finance Guaranty, a wholly owned subsidiary of MBIA, Inc. These SWRP bonds are insured as to payment of principal and interest. FGIC also insures the Clean Water Revenue Bonds 1989 Series A and 1990 Series A as to payment of principal and interest. The Clean Water Revenue Bonds, Series 1992A are insured as to payment of principal and interest by Assured Guaranty Municipal Corp. The Wastewater Revolving Fund Refunding Revenue Bonds, Series 1996A are insured as to payment of principal and interest by AMBAC Indemnity Corporation. The Water Resources Revenue Bonds Series 2003A, Series 2003B, Series 2004A, Series 2004B, Series 2004C, Series 2004D, Series 2004E, Series 2005A, Series 2005E and Series 2005F are insured as to payment of principal and interest by MBIA Insurance Corporation. The Water Resources Revenue Bonds Series 2005B, Series 2005C, Series 2008A and Series 2009A are insured as to payment of principal and interest by Assured Guaranty Municipal Corp. The Water Resources Revenue Bonds Series 2005D are insured as to payment of principal and interest by Assured Guaranty Municipal Corp.

As of December 31, 2009, the outstanding bonds of the Authority had original principal amounts of \$141,460,000 for the Small Water Resources Program, \$386,805,000 for the Water Revenue Bonds Program, \$667,980,000 for the Clean Water Revenue Bonds, \$196,140,000 for the Wastewater Revolving Fund Refunding Revenue Bonds, \$240,540,000 for the Drinking Water Revolving Fund Bonds and \$20,305,000 for Drinking Water Revolving Fund Refunding Revenue Bonds, for a total of \$1,653,230,000. Principal payments on the bonds are made annually and interest on the bonds is payable semiannually with interest rates ranging from 1.3% to 7.4% and serial and term principal maturities, including mandatory sinking fund call provisions, extend through the year 2043. All bonds, except the Small Water Resources Series 2006A, the Water Revenue Bonds Series 2003B, the Wastewater Revolving Fund Refunding Revenue Bonds Series 1996A, 2001A, 2005 A and A-2 and the Drinking Water Revolving Fund Refunding Revenue Bonds Series 2005A, have optional initial call provisions, generally eight to ten years from the issue date with maximum call premiums of 2% and decreasing to no premium.

The Authority's debt service requirements to maturity, excluding unamortized original issue discount and premium and deferred costs on refundings, are as follows as of December 31, 2009:

	Water operations		WPCRF		DWRF		Total	
	Principal	Interest	Principal	Interest	Principal	Interest	Principal	Interest
2010	\$ 14,320,000	\$ 20,480,038	\$ 29,700,000	\$ 20,480,198	\$ 10,760,000	\$ 7,998,345	\$ 54,780,000	\$ 48,958,581
2011	16,695,000	19,887,691	30,335,000	18,976,143	11,720,000	7,518,251	58,750,000	46,382,085
2012	17,460,000	19,171,675	29,410,000	17,453,279	12,155,000	7,010,563	59,025,000	43,635,517
2013	16,495,000	18,418,101	28,180,000	15,990,955	12,370,000	6,469,030	57,045,000	40,878,086
2014	17,260,000	17,696,695	27,845,000	14,633,674	12,825,000	5,899,193	57,930,000	38,229,562
2015-2019	78,565,000	76,816,028	130,725,000	53,716,206	61,500,000	20,567,679	270,790,000	151,099,913
2020-2024	76,775,000	58,533,032	105,740,000	23,121,653	37,430,000	7,881,487	219,945,000	89,536,172
2025-2029	53,260,000	43,366,610	36,225,000	3,300,867	14,045,000	1,717,381	103,530,000	48,384,858
2030-2034	79,345,000	29,613,913	460,000	20,700	570,000	28,500	80,375,000	29,663,113
2035-2039	44,535,000	10,647,688	—	—	—	—	44,535,000	10,647,688
2040-2043	22,195,000	2,987,513	—	—	—	—	22,195,000	2,987,513
Total	\$ 436,905,000	\$ 317,618,984	\$ 418,620,000	\$ 167,693,675	\$ 173,375,000	\$ 65,090,429	\$ 1,028,900,000	\$ 550,403,088

Total interest expense for 2009 and 2008 amounted to \$21,336,249, \$21,388,472, \$8,260,038 and \$21,482,809, \$22,552,646, \$8,102,346 for the Water Operations, Water Pollution Control and Drinking Water Funds, respectively.

**Colorado Water Resources
and Power Development Authority
(A Component Unit of the State of Colorado)
Notes to Financial Statements
December 31, 2009 and 2008**

The bond resolutions authorizing the various bond issues contain general provisions and provisions related to accounting and financial operations of the Authority. Management of the Authority believes they are in substantial compliance with these provisions.

The Authority has provided a Debt Service Bond Reserve Account at least equal to the debt service reserve requirement under the Small Water Resources Bond Resolution. At December 31, 2009 and 2008, the Small Water Resources Debt Service Reserve Account amounted to \$8,500,000 and was fully funded. This amount is reflected in restricted net assets of the Water Operations Enterprise Fund. The Authority can issue up to \$150,000,000 (excluding refunding bonds) of outstanding Small Water Resources Revenue Bonds at the current funding level for the Small Water Resources Debt Service Reserve Account. At December 31, 2009 and 2008, the Authority had \$74,360,000 and \$82,740,000 of outstanding Small Water Resources Revenue Bonds, respectively.

Note 7: Interfund Receivables, Payables and Transfers

The composition of interfund balances as of December 31, 2009 and 2008 is as follows:

<u>Receivable Funds</u>	<u>Payable Funds</u>	<u>2009 Amount</u>	<u>2008 Amount</u>
Water Operations	Water Pollution Control	\$ 555,981	\$ 411,210
	Drinking Water	<u>1,437,705</u>	<u>1,261,246</u>
Total		<u>\$ 1,993,686</u>	<u>\$ 1,672,456</u>

The outstanding balances between funds result from the Water Operations Fund paying certain operating expenses of the Water Pollution Control Fund and Drinking Water Fund for which it is reimbursed.

Interfund Transfers

<u>Transfer Out</u>	<u>2009 Transfer In</u>	<u>2008 Transfer In</u>
	<u>Drinking Water</u>	<u>Drinking Water</u>
Water Pollution Control	<u>\$ 170,740</u>	<u>\$ 122,605</u>

Administrative fees collected in the Water Pollution Control Fund were transferred to the Drinking Water Fund to pay certain administrative expenses.

Note 8: Board-Designated Accounts

Included in the balance of unrestricted net assets of the Water Operations Enterprise Fund are monies designated by the Board for specific purposes. These amounts are not included in restricted net assets, because the designations do not meet the definition of restricted net assets as defined by accounting

**Colorado Water Resources
and Power Development Authority
(A Component Unit of the State of Colorado)
Notes to Financial Statements
December 31, 2009 and 2008**

principles generally accepted in the United States of America. Board designations were as follows in the Water Operations Enterprise Fund as of December 31:

	<u>2009</u>	<u>2008</u>
Self-insurance account	\$ 800,000	\$ 800,000
La Plata River escrow account	18,423,751	18,285,262
Total Board-designated accounts	<u>\$ 19,223,751</u>	<u>\$ 19,085,262</u>

Note 9: EPA Capitalization Grants

The following table details the EPA capitalization grants and matching requirements of \$1 of state match for every \$5 of the base program capitalization grants recognized, by project, during 2009. The ARRA grants awarded in 2009 did not require state matching contributions to the programs.

	<u>Federal grants recognized in 2009</u>	<u>Matching requirement for 2009</u>
Water Pollution Control Revolving Fund Projects:		
Leveraged loans		
2006B Cherokee Metropolitan District	\$ 2,213,406	\$ 442,681
2007A Eagle, Town of	978,047	195,609
2008A Elizabeth, Town of	1,333,296	266,659
2005B Glendale, City of	819,237	163,847
2006A Granby Sanitation District	120,869	24,174
2003A Milliken, Town of	77,627	15,525
2008A New Castle, Town of	2,584,082	516,816
2007A Rifle, City of	2,819,403	563,881
Total leveraged loans	<u>10,945,967</u>	<u>2,189,192</u>
ARRA direct loans:		
Bayfield, Town of	174,560	Not required
Erie, Town of	379,053	Not required
Fremont Sanitation District	365,826	Not required
Georgetown, Town of	708,547	Not required
Gunnison County	132,767	Not required
Monument Sanitation District	641,901	Not required
Pagosa Area Water and Sanitation District	519,583	Not required
Pueblo, City of	237,353	Not required
Red Cliff, Town of	266,295	Not required
Rye, Town of	374,063	Not required
Widefield Water and Sanitation District	537,369	Not required
Total ARRA direct loans	<u>4,337,317</u>	<u>—</u>
Total Water Pollution Control Fund	<u>\$ 15,283,284</u>	<u>\$ 2,189,192</u>

**Colorado Water Resources
and Power Development Authority
(A Component Unit of the State of Colorado)
Notes to Financial Statements
December 31, 2009 and 2008**

	Federal grants recognized in 2009	Matching requirement for 2009
Drinking Water Revolving Fund Projects:		
2006B Arapahoe County Water and Sanitation District	\$ 3,790,184	\$ 758,037
2006B Cottonwood Water and Sanitation District	2,143,248	428,650
2008A Estes Park, Town of	2,127,327	425,465
2003A Fountain Valley Authority	13,341	2,668
2003A Lyons, Town of	19,802	3,960
2008A Pagosa Area Water and Sanitation District	143,340	28,668
2008B Project 7 Water Authority	3,116,618	623,324
Total leveraged loans	11,353,860	2,270,772
ARRA Funded Loans:		
Arabian Acres Metropolitan District	117,739	Not required
Blanca, Town of	50,000	Not required
Cheyenne Wells, Town of	656,917	Not required
Colorado City Metropolitan District	459,586	Not required
Divide MPC Metropolitan District #1	60,515	Not required
Fraser, Town of	177,871	Not required
Georgetown, Town of	265,250	Not required
Hi-Land Acres Water and Sanitation District	226,738	Not required
Hot Sulphur Springs, Town of	783,624	Not required
Kit Carson, Town of	51,566	Not required
Kremmling, Town of	354,871	Not required
La Junta, City of	548,354	Not required
Norwood Water Commission, Town of	117,188	Not required
Rocky Ford, City of	115,413	Not required
Seibert, Town of	579,761	Not required
Total ARRA direct loans	4,565,393	—
Total Drinking Water Revolving Fund	15,919,253	2,270,772
Total EPA Capitalization Grants	\$ 31,202,537	\$ 4,459,964

For 2009, the Authority forgave (Note 2r) \$15,673,850 and \$17,176,000 in WPCRF and DWRF ARRA loans, respectively, executed during the year, for a total of \$32,849,850, which is included in loan principal forgiven on its statement of revenues, expenses and changes in fund net assets. Because the Authority recognizes capitalization grant revenue only when all applicable eligibility requirements are met (Note 2b), \$4,337,317 and \$4,565,393 in WPCRF and DWRF EPA capitalization grant revenue, respectively, related to those loans for 2009, was recognized in 2009 for a total of \$8,902,710.

**Colorado Water Resources
and Power Development Authority
(A Component Unit of the State of Colorado)
Notes to Financial Statements
December 31, 2009 and 2008**

The following table details the EPA capitalization grants and matching requirements of \$1 of state match for every \$5 of capitalization grants recognized, by project, during 2008:

	Federal grants recognized in 2008	Matching requirement for 2008
Water Pollution Control Revolving Fund Projects:		
2006B Cherokee Metropolitan District	\$ 1,568,557	\$ 313,711
2006A Donala Water and Sanitation District	441,301	88,260
2007A Eagle, Town of	2,405,563	481,113
2008A Elizabeth, Town of	159,986	31,997
2004A Englewood, City of	46,142	9,228
2004A Littleton, City of	47,060	9,412
2003A Milliken, Town of	40,197	8,039
2007A Rifle, City of	1,543,844	308,769
2006A Triview Metropolitan District	277,011	55,402
	<u>6,529,661</u>	<u>1,305,931</u>
Drinking Water Revolving Fund Projects:		
2006B Alamosa, City of	1,127,039	225,408
2006B Arapahoe County Water and Sanitation District	2,062,682	412,536
2006B Cottonwood Water and Sanitation District	1,081,648	216,330
2006A Craig, City of	446,167	89,233
2008A Estes Park, Town of	614,119	122,824
2003A Fountain Valley Authority	6,927	1,385
2003A Lyons, Town of	59,427	11,885
2008A Pagosa Area Water and Sanitation District	379,522	75,904
2008B Project 7 Water Authority	2,267,958	453,592
	<u>8,045,489</u>	<u>1,609,097</u>
Total EPA Capitalization Grants	<u>\$ 14,575,150</u>	<u>\$ 2,915,028</u>

Note 10: Defined Benefit Pension Plan, Health Care Program and Life Insurance Program

Defined Benefit Pension Plan – Plan Description

The Authority's employees and Board members participate in a defined benefit pension plan. The plan's purpose is to provide income to members and their families at retirement or in case of death or disability. The plan is a cost sharing multiple employer plan administered by the Public Employees' Retirement Association (PERA). PERA was established by state statute in 1931. Responsibility for the organization and administration of the plan is placed with the Board of Trustees of PERA. Changes to the plan require an actuarial assessment and legislation by the General Assembly. The Authority contributes to the State Division Trust Fund, which is included in PERA's financial statements. Copies of these statements may be obtained by writing PERA, P.O. at PO Box 5800, Denver, Colorado 80217, or by calling PERA at 1-800-759-PERA (7372), or by visiting www.copera.org.

Employees hired by the Authority after January 1, 2006, are allowed 60 days to elect to participate in a defined contribution retirement plan administered by the state's Deferred Compensation Committee rather

**Colorado Water Resources
and Power Development Authority
(A Component Unit of the State of Colorado)
Notes to Financial Statements
December 31, 2009 and 2008**

than becoming a member of PERA. If that election is not made, the employee becomes a member of PERA, and the member is allowed 60 days from commencing employment to elect to participate in a defined contribution plan administered by PERA rather than the defined benefit plan.

PERA members electing the defined contribution plan are allowed an irrevocable election between the second and fifth year to use their defined contribution account to purchase service credit and be covered under the defined benefit retirement plan. However, making this election subjects the member to the rules in effect for those hired on or after January 1, 2007, as discussed below. Employer contributions to both defined contribution plans are the same as the contributions to the PERA defined benefit plan.

Defined benefit plan members vest after five years of service and are eligible for full retirement based on their original hire date as follows:

- Hired before July 1, 2005 — age 50 with 30 years of service, age 60 with 20 years of service, or age 65 with 5 years of service.
- Hired between July 1, 2005 and December 31, 2006 — any age with 35 years of service, age 55 with 30 years of service, age 60 with 20 years of service, or age 65 with 5 years of service.
- Hired on or after January 1, 2007 — any age with 35 years of service, age 55 with 30 years of service, age 60 with 25 years of service, or age 65 with 5 years of service.

Members are also eligible for retirement benefits without a reduction for early retirement based on their original hire date as follows:

- Hired before January 1, 2007 — age 55 with a minimum of 5 years of service credit and age plus years of service equals 80 or more.
- Hired on or after January 1, 2007 — age 55 with a minimum of 5 years of service credit and age plus years of service equals 85 or more.

Members automatically receive the higher of the defined retirement benefit or money purchase benefit at retirement. Defined benefits are calculated as 2.5 percent times the number of years of service times the highest average salary (HAS). For retirements before January 1, 2009, HAS is calculated as one-twelfth of the average of the highest salaries on which contributions were paid, associated with three periods of 12 consecutive months of service credit and limited to a 15 percent increase between periods. For retirements after January 1, 2009, or persons hired on or after January 1, 2007, more restrictive limits are placed on salary increases between periods used in calculating HAS.

Retiree benefits are increased annually based on their original hire date as follows:

- Hired before July 1, 2005 — 3.5 percent, compounded annually.
- Hired between July 1, 2005 and December 31, 2006 — the lesser of 3 percent or the actual increase in the national Consumer Price Index.
- Hired on or after January 1, 2007 — the lesser of 3 percent or the actual increase in the national Consumer Price Index, limited to a 10 percent reduction in a reserve established for cost of living increases related strictly to those hired on or after January 1, 2007. (The reserve is funded by 1 percent of the employer contributions for this population).

Members disabled, who have five or more years of service credit, six months of which has been earned since the most recent period of membership, may receive retirement benefits if determined to be

**Colorado Water Resources
and Power Development Authority
(A Component Unit of the State of Colorado)
Notes to Financial Statements
December 31, 2009 and 2008**

permanently disabled. If members die before retirement, their eligible children under the age of 18 (23 if a full time student) or their spouse may be entitled to a single payment or monthly benefit payments. If a member does not have eligible children or a spouse, then financially dependent parents, beneficiaries, or the member's estate, may be entitled to a survivor's benefit.

Defined Benefit Pension Plan – Funding Policy

The contribution requirements for plan members and their employers are established, and may be amended, by the General Assembly. The amount of an employee's salary that is subject to PERA contribution is his or her gross earnings less any voluntary reduction in pay contribution to the Authority's flexible benefit plan established under Section 125 of the Internal Revenue Code.

All employees are required to contribute 8.0% percent of their salary, as defined in CRS 24-51-101(42), to an individual account in the plan. The Authority's contribution rates were 12.95%, 12.05%, and 11.15% in 2009, 2008 and 2007, respectively. Included in the 2009, 2008 and 2007 rates were an additional 1.8%, 1.4%, and 1.0% for the Amortization Equalization Disbursement (AED). Beginning in 2008, a supplemental amortization equalization disbursement was added to the Authority's rate that totaled 1.0% and 0.5% in 2009 and 2008, respectively. These rate adjustments are discussed below. Also included in these rates was 1.02 % that was allocated to the Health Care Trust Fund (HCTF), discussed herein.

Per Colorado Revised Statutes, an amortization period of 30 years for a defined benefit pension plan is deemed actuarially sound. At December 31, 2005, the division of PERA in which the Authority participates contained an infinite amortization period, meaning that the unfunded actuarially accrued liability would never be fully funded at the current contribution rate.

In the 2004 legislative session, the General Assembly authorized an AED to address a pension-funding shortfall. The AED required PERA employers to contribute an additional 0.5% of eligible salary beginning January 1, 2006, another 0.5 % in 2007, and subsequent year increases of 0.4 % until the additional AED rate reaches 3.0 % in 2012.

In the 2006 legislative session, the general assembly authorized a Supplemental Amortization Equalization Disbursement (SAED) that requires PERA employers to pay an additional 0.5% of eligible salaries beginning January 1, 2008. The SAED is scheduled to increase by 0.5% annually, through 2013, resulting in a cumulative increase of three percentage points. For the Authority, each year's one half percentage point increase in the SAED will be deducted from the amount of changes to its employees' salaries, and used by the Authority to pay the SAED. Both the AED and SAED will terminate when funding levels reach 100 percent.

Historically, members have been allowed to purchase service credit at reduced rates. However, legislation passed in the 2006 session required that future agreements to purchase service credit be sufficient to fund the related actuarial liability.

The Authority's contributions to the Defined Benefit Plan for 2009, 2008 and 2007 were \$130,142, \$119,265 and \$103,338, respectively. These contributions met the contribution requirement for each year.

Health Care Program

The PERA Health Care Program began covering benefit recipients and qualified dependents on July 1, 1986. This benefit was developed after legislation in 1985 established the Program and the Health Care Fund; the program was converted to a trust fund in 1999. Under this program, PERA subsidizes a portion of the monthly premium for health care coverage. The benefit recipient pays any remaining amount of that premium through an automatic deduction from his or her monthly retirement benefit. Effective July 1, 2000,

**Colorado Water Resources
and Power Development Authority
(A Component Unit of the State of Colorado)
Notes to Financial Statements
December 31, 2009 and 2008**

the maximum monthly subsidy is \$230 per month for benefit recipients who are under 65 years of age and who are not entitled to Medicare; and \$115 per month for benefit recipients who are 65 years of age or older or who are under 65 years of age and entitled to Medicare. The maximum subsidy is based on the recipient having 20 years of service credit, and is subject to reduction by 5% for each year less than 20 years.

The HCTF is maintained by an employer's contribution rate as discussed above. The Authority's contributions to the HCTF for 2009, 2008 and 2007 were \$10,411, \$10,250 and \$9,555, respectively. These contributions met the contribution requirement for each year.

Monthly premium costs for participants depend on the health care plan selected, the number of persons covered, Medicare eligibility, and the number of years of service credit. PERA contracts with a major medical indemnity carrier to administer claims for self-insured medical benefit plans, and another carrier for prescription benefits, and with several health maintenance organizations providing services within Colorado. As of December 31, 2008, there were 45,888 enrollees in the plan.

Note 11: Postemployment Healthcare Benefits

The Authority contributes to the HCTF, a cost-sharing multiple-employer postemployment healthcare plan administered by PERA. The HCTF provides a healthcare premium subsidy to PERA participating benefit recipients and their eligible beneficiaries. Title 24, Article 51, Part 12 of the CRS, as amended, assigns the authority to establish the HCTF benefit provisions to the State Legislature. PERA issues a publicly available annual financial report that includes financial statements and required supplementary information for the HCTF. That report may be obtained online at www.copera.org or by writing to Colorado PERA, 1300 Logan Street, Denver, Colorado 80203 or by calling PERA at 303-832-9550 or 1-800-759-PERA (7372).

The financial statements of the HCTF are prepared using the accrual basis of accounting. Employer contributions are recognized as revenues in the period in which the employer pays compensation to the member and the employer is statutorily committed to pay these contributions to the HCTF. Benefits are recognized when due and payable in accordance with the terms of the plan. The HCTF plan investments are presented at fair value except for short-term investments, which are recorded at cost, which approximates fair value.

The Authority is required to contribute at a rate of 1.02% of covered salary for all PERA members as set by statute. No member contributions are required. The contribution requirements for the Authority are established under Title 24, Article 51, Part 4 of the CRS, as amended. The apportionment of the contribution to the HCTF is established under Title 24, Article 51, Section 208 of the Colorado Revised Statutes, as amended. For the years ending December 31, 2009, 2008 and 2007, the Authority's employer contributions to the HCTF were \$10,411, \$10,250, and \$9,555, respectively, equal to their required contributions for each year.

**Colorado Water Resources
and Power Development Authority
(A Component Unit of the State of Colorado)
Notes to Financial Statements
December 31, 2009 and 2008**

Note 12: Defined Contribution Pension Plan

Employees of the Authority may voluntarily contribute to the Voluntary Investment Program (401(k) Plan), an Internal Revenue Code Section 401(k) defined contribution plan administered by PERA. Plan participation is voluntary, and contributions are separate from others made to PERA. Title 24, Article 51, Part 14 of the CRS, as amended, assigns the authority to establish the 401(k) Plan provisions to the State Legislature.

The 401(k) Plan is funded by voluntary member contributions of up to a maximum limit set by the IRS (\$15,500 in 2009 and 2008 and up to an additional \$5,000 for participants over age 50). The contribution requirements for the Authority are established under Title 24, Article 51, and Section 1402 of the CRS, as amended. For the years ended December 31, 2009 and 2008, the 401(k) Plan member contributions from the Authority were \$77,708 and \$74,975, respectively.

Note 13: Commitments

Leases

The Authority leases office facilities under an operating lease that expires December 31, 2012. Rent expense totaled \$138,748 and \$119,951 for 2009 and 2008, respectively. Below is a schedule of the non-cancelable lease payments due as of December 31, 2009:

<u>Year</u>	<u>Rent</u>
2010	\$ 102,298
2011	105,952
2012	<u>109,605</u>
Total	<u>\$ 317,855</u>

Note 14: Tax, Spending and Debt Limitations

In November 1992, the voters of Colorado approved Amendment 1, referred to as the Taxpayer's Bill of Rights (TABOR), which added Section 20 to article X of the Colorado Constitution. TABOR contains tax, spending, revenue, and debt limitations which apply to the State of Colorado and all local governmental agencies.

Enterprises, defined as government-owned businesses authorized to issue revenue bonds and receiving less than 10% of annual revenue in grants from all state and local governmental agencies combined, are excluded from the provisions of TABOR. The Authority's management believes that its operations qualify for this exclusion. However, TABOR is complex and subject to interpretation. Many of the provisions, including the qualification as an Enterprise, may require judicial interpretation.

**Colorado Water Resources
and Power Development Authority
(A Component Unit of the State of Colorado)
Notes to Financial Statements
December 31, 2009 and 2008**

Note 15: Risk Management and Contingencies

The Authority is exposed to various risks of loss related to torts; thefts of, damage to, or destruction of assets; errors or omissions; injuries to employees; or acts of God. The Authority maintains commercial insurance for most risks of loss, excluding directors' and officers' legal liability for which the Authority is self-insured. The Authority is fully insured for employee healthcare through PERA.

The Authority receives federal grant funds from the EPA. These amounts are subject to audit and adjustment by the federal government. Any disallowed claims, including amounts already collected, may constitute a liability of the Authority. The amount, if any, of expenses which may be disallowed by the federal government cannot be determined at this time, although the Authority expects such amounts, if any, to be immaterial to its financial operations.

Note 16: Significant Estimates and Concentrations

Current Economic Conditions

Beginning in 2008, the U.S. economy experienced uncertainty and instability in the financial markets and a number of other sectors of the economy. The Congress, U.S. Treasury and the Federal Reserve System have taken a number of actions in an attempt to provide liquidity to the credit markets, to save and create jobs and to stabilize the overall economy. At this time the impacts of these actions cannot be determined.

Existing collateralized investments and counterparty financial institutions are being closely monitored to ensure contractual obligations are being met and contingency plans are being developed, should action be required. The present turmoil in the financial markets limits the qualifying investment alternatives for existing cash, bond proceeds and grant funds. The interest rates on secure investments are near historic lows and the long-term investments required by the Authority's financing model in the WPCRF and DWRF may subject those programs to additional investment interest rate risk. Lower investment interest rates also reduce the Authority's loan capacity, the dollars available to fund new loans, while maintaining the same rate of loan interest subsidy.

Like other areas of the country, Colorado's economy is contracting. The impact of this contraction on the Authority's borrowers and their ability to continue to make timely loan repayments is difficult to determine; however, the loans are secured predominantly by revenues from essential water and sewer services.

SUPPLEMENTARY INFORMATION

**Colorado Water Resources
and Power Development Authority
(A Component Unit of the State of Colorado)
Regulatory Basis
Combining Schedule of Net Assets
Water Pollution Control Fund
December 31, 2009**

Assets	State Revolving Fund	Nonrevolving Fund	Water Pollution Control Fund
Current assets:			
Cash and cash equivalents	\$ 29,106,218	\$ 11,901,234	\$ 41,007,452
Federal grants receivable	—	152,978	152,978
Investment income receivable	10,240	375,542	385,782
Loans receivable	33,905,569	—	33,905,569
Accounts receivable – borrowers	4,652,295	1,957,341	6,609,636
Restricted assets:			
Cash and cash equivalents	28,369,566	1,103,899	29,473,465
Investments	14,017,855	—	14,017,855
Investment income receivable	545,590	—	545,590
Total current assets	<u>110,607,333</u>	<u>15,490,994</u>	<u>126,098,327</u>
Noncurrent assets:			
Restricted assets:			
Cash and cash equivalents	8,561,825	—	8,561,825
Investments	155,994,206	—	155,994,206
Investment income receivable	2,578,756	—	2,578,756
Loans receivable	465,122,786	—	465,122,786
Total noncurrent assets	<u>632,257,573</u>	<u>—</u>	<u>632,257,573</u>
Total assets	<u>742,864,906</u>	<u>15,490,994</u>	<u>758,355,900</u>
Liabilities and Net Assets			
Current liabilities:			
Project costs payable – direct loans	32,302,837	—	32,302,837
Project costs payable – leveraged loans	12,879,934	—	12,879,934
Bonds payable	29,700,000	—	29,700,000
Accrued interest payable	6,826,733	—	6,826,733
Due to other funds	—	555,981	555,981
Other liabilities	—	669,062	669,062
Total current liabilities	<u>81,709,504</u>	<u>1,225,043</u>	<u>82,934,547</u>
Noncurrent liabilities:			
Project costs payable – direct loans	4,869,896	—	4,869,896
Bonds payable, net	389,600,960	—	389,600,960
Advance payable	—	1,238,143	1,238,143
Deferred revenue	53,979	513,361	567,340
Other liabilities	—	2,148,529	2,148,529
Total noncurrent liabilities	<u>394,524,835</u>	<u>3,900,033</u>	<u>398,424,868</u>
Total liabilities	<u>476,234,339</u>	<u>5,125,076</u>	<u>481,359,415</u>
Net assets:			
Restricted	<u>266,630,568</u>	<u>10,365,917</u>	<u>276,996,485</u>
Total net assets	<u>\$ 266,630,568</u>	<u>\$ 10,365,917</u>	<u>\$ 276,996,485</u>

See accompanying notes to regulatory basis schedules

**Colorado Water Resources
and Power Development Authority
(A Component Unit of the State of Colorado)**

Regulatory Basis

Combining Schedule of Revenues, Expenses and Changes in Fund Net Assets

Water Pollution Control Fund

Year Ended December 31, 2009

	<u>State Revolving Fund</u>	<u>Nonrevolving Fund</u>	<u>Water Pollution Control Fund</u>
Operating revenues:			
Interest on loans	\$ 12,660,154	\$ —	\$ 12,660,154
Interest on investments	8,869,398	865,033	9,734,431
Loan administrative fees:			
Program revenue	—	—	—
Non-program revenue	—	5,913,930	5,913,930
EPA grants	—	968,013	968,013
Total operating revenues	<u>21,529,552</u>	<u>7,746,976</u>	<u>29,276,528</u>
Operating expenses:			
Interest on bonds	21,388,472	—	21,388,472
Grant administration	—	2,266,592	2,266,592
Loan principal forgiven	16,176,102	—	16,176,102
Other	49,985	133,774	183,759
Total operating expenses	<u>37,614,559</u>	<u>2,400,366</u>	<u>40,014,925</u>
Operating income (loss)	(16,085,007)	5,346,610	(10,738,397)
EPA capitalization grants	15,283,284	—	15,283,284
Transfers in (out)	597,185	(767,925)	(170,740)
Change in net assets	(204,538)	4,578,685	4,374,147
Net assets – beginning of year	<u>266,835,106</u>	<u>5,787,232</u>	<u>272,622,338</u>
Net assets – end of year	<u>\$ 266,630,568</u>	<u>\$ 10,365,917</u>	<u>\$ 276,996,485</u>

See accompanying notes to regulatory basis schedules

**Colorado Water Resources
and Power Development Authority
(A Component Unit of the State of Colorado)**

Regulatory Basis

**Notes to the Regulatory Basis of the Combining Schedule of Net Assets and the Combining
Schedule of Revenues, Expenses and Changes in Fund Net Assets**

Water Pollution Control Fund

December 31, 2009

Note 1: Purpose

The regulatory basis combining schedule of net assets and the combining schedule of revenues, expenses, and changes in fund net assets have been prepared as required by the U.S. Environmental Protection Agency (EPA) for purposes of segregating the activities of the Water Pollution Control Fund between the State Revolving Fund and Nonrevolving Fund. The State Revolving Fund and Nonrevolving Fund are activities within the Water Pollution Control enterprise fund, a major fund for accounting purposes. The State Revolving Fund and Nonrevolving Fund, individually, do not constitute a fund for reporting purposes under generally accepted accounting principles. The regulatory basis in the aggregate is consistent with generally accepted accounting principles.

Note 2: Grant Administration

All loan administrative fees revenues and expenses related to the operation of the Water Pollution Control Fund, including the administration of EPA capitalization grants, are accounted for in the Nonrevolving Fund.

Note 3: Advance Payable

The Nonrevolving Fund accounts for the advance from the Water Operations Fund. A cash advance is made, as needed, to the Nonrevolving Fund to meet the state match requirement of EPA capitalization grants. The cash transferred to the State Revolving Fund is included in the net transfers line item. The advance is periodically repaid to the Water Operations Fund with revenue generated from loan administrative fees paid by borrowers.

**Colorado Water Resources
and Power Development Authority
(A Component Unit of the State of Colorado)
Regulatory Basis
Combining Schedule of Net Assets
Drinking Water Fund
December 31, 2009**

Assets	State Revolving Fund	Nonrevolving Fund	Drinking Water Fund
Current assets:			
Cash and cash equivalents	\$ 6,449,951	\$ 8,571,856	\$ 15,021,807
Federal grants receivable	—	1,303,272	1,303,272
Investment income receivable	3,875	169,292	173,167
Loans receivable	13,940,314	263,570	14,203,884
Accounts receivable – borrowers	1,601,225	745,295	2,346,520
Restricted assets:			
Cash and cash equivalents	24,203,598	6,578,116	30,781,714
Investments	3,935,801	—	3,935,801
Investment income receivable	340,014	—	340,014
Intra-fund receivable	—	2,350,320	2,350,320
Total current assets	<u>50,474,778</u>	<u>19,981,721</u>	<u>70,456,499</u>
Noncurrent assets:			
Restricted assets:			
Cash and cash equivalents	10,200,141	—	10,200,141
Investments	60,066,546	—	60,066,546
Investment income receivable	688,174	—	688,174
Loans receivable	230,514,423	1,763,982	232,278,405
Total noncurrent assets	<u>301,469,284</u>	<u>1,763,982</u>	<u>303,233,266</u>
Total assets	<u>351,944,062</u>	<u>21,745,703</u>	<u>373,689,765</u>
Liabilities and Net Assets			
Current liabilities:			
Project costs payable – direct loans	38,527,697	—	38,527,697
Project costs payable – leveraged loans	9,398,436	—	9,398,436
Bonds payable	10,760,000	—	10,760,000
Accrued interest payable	2,666,115	—	2,666,115
Due to other funds	—	1,437,705	1,437,705
Other liabilities	—	2,618,561	2,618,561
Intra-fund payable	2,350,320	—	2,350,320
Total current liabilities	<u>63,702,568</u>	<u>4,056,266</u>	<u>67,758,834</u>
Noncurrent liabilities:			
Project costs payable – direct loans	1,182,504	—	1,182,504
Project costs payable – leveraged loans	1,085,800	—	1,085,800
Bonds payable	162,760,247	—	162,760,247
Deferred revenue	—	83,344	83,344
Other liabilities	—	738,400	738,400
Total noncurrent liabilities	<u>165,028,551</u>	<u>821,744</u>	<u>165,850,295</u>
Total liabilities	<u>228,731,119</u>	<u>4,878,010</u>	<u>233,609,129</u>
Net assets:			
Restricted	123,212,943	13,256,540	136,469,483
Unrestricted	—	3,611,153	3,611,153
Total net assets	<u>\$ 123,212,943</u>	<u>\$ 16,867,693</u>	<u>\$ 140,080,636</u>

See accompanying notes to regulatory basis schedules

**Colorado Water Resources
and Power Development Authority
(A Component Unit of the State of Colorado)
Regulatory Basis**

**Combining Schedule of Revenues, Expenses and Changes in Fund Net Assets
Drinking Water Fund
Year Ended December 31, 2009**

	State Revolving Fund	Nonrevolving Fund	Drinking Water Fund
Operating revenues:			
Interest on loans	\$ 5,264,262	\$ 71,610	\$ 5,335,872
Interest on investments	3,057,602	772,937	3,830,539
Loan administrative fees	—	2,464,572	2,464,572
EPA set aside grants:			
Administrative	—	954,528	954,528
Small Systems Training and Technical Assistance Program	—	442,238	442,238
Capacity Development	—	2,230,936	2,230,936
Wellhead Protection	—	604,260	604,260
Public Water System Supervision	—	1,564,405	1,564,405
Other	17,200	—	17,200
Total operating revenues	8,339,064	9,105,486	17,444,550
Operating expenses:			
Interest on bonds	8,260,038	—	8,260,038
Grant administration – state funded	—	828,705	828,705
EPA set asides:			
Administrative	—	954,527	954,527
Small Systems Training and Technical Assistance Program	—	442,238	442,238
Capacity Development	—	2,230,936	2,230,936
Wellhead Protection	—	604,260	604,260
Public Water System Supervision	—	1,564,405	1,564,405
Loan principal forgiven	17,188,023	—	17,188,023
Other	—	146,408	146,408
Total operating expenses	25,448,061	6,771,479	32,219,540
Operating income (loss)	(17,108,997)	2,334,007	(14,774,990)
EPA capitalization grants	15,919,253	—	15,919,253
Transfers in (out)	2,131,385	(1,960,645)	170,740
Change in net assets	941,641	373,362	1,315,003
Net assets – beginning of year	122,271,302	16,494,331	138,765,633
Net assets – end of year	\$ 123,212,943	\$ 16,867,693	\$ 140,080,636

See accompanying notes to regulatory basis schedules

**Colorado Water Resources
and Power Development Authority
(A Component Unit of the State of Colorado)**

Regulatory Basis

**Notes to the Regulatory Basis of the Combining Schedule of Net Assets and the Combining
Schedule of Revenues, Expenses and Changes in Fund Net Assets**

Drinking Water Fund

December 31, 2009

Note 1: Purpose

The regulatory basis combining schedule of net assets and the combining schedule of revenues, expenses, and changes in fund net assets have been prepared as required by the U.S. Environmental Protection Agency (EPA) for purposes of segregating the activities of the State Revolving Fund and Nonrevolving Fund. The State Revolving Fund and Nonrevolving Fund are activities within the Drinking Water enterprise fund, a major fund for accounting purposes. The State Revolving Fund and Nonrevolving Fund, individually, do not constitute a fund for reporting purposes under generally accepted accounting principles. The regulatory basis in the aggregate is consistent with generally accepted accounting principles

Note 2: Nonrevolving Fund

The Authority issues direct loans to eligible municipalities which are funded with money from sources other than the State Revolving Funds. These loans are accounted for in the Nonrevolving Fund. The Drinking Water Fund nonfederal direct loans receivable amounted to \$2,027,552 at December 31, 2009. There are currently 13 loans outstanding at year-end that mature in years 2015 to 2017.

Note 3: Grant Administration

All administrative expenses, both federally and state (loan surcharge fees) funded, related to the operation of the Drinking Water Fund, including the administration of EPA capitalization grants and set aside programs, are accounted for in the Nonrevolving Fund.

Note 4: Set Aside Revenue and Expenses

The set aside activities of the Drinking Water Fund are recorded in the Nonrevolving Fund. Set asides for each capitalization grant, other than for administration, are provided to public and private entities to improve the performance or quality of drinking water systems. The 20% state match for these set asides is deposited to the State Revolving Fund by the Authority.

Note 5: Intra-Fund Receivable and Payable

During 2009, the MBIA repurchase agreement held in the DWRF 2000 Series A Matching Account was terminated. The agreement included a "Make Whole" provision and MBIA paid \$2,350,320, in addition to the remaining principal face value of the contract upon termination. The Authority has been advised by its arbitrage consulting firm that a majority of the \$2.3 million will be subject to arbitrage rebate in 2010. The entire termination cash proceeds were invested in COLOTRUST in the State Revolving Fund; however, the arbitrage liability is recorded in the nonrevolving fund. Therefore, the intra-fund receivable and payable was recorded to balance the regulatory basis Combining Schedule of Net Assets.

**Colorado Water Resources
and Power Development Authority**
(A Component Unit of the State of Colorado)
**Schedule of Revenues, Expenditures and Changes in Funds Available -
Actual (Non-GAAP Budgetary Basis) and Budget**
Water Operations Fund
Year Ended December 31, 2009

	Actual	Original budget	Changes	Final budget	Variance – favorable (unfavorable)
Revenues:					
Interest on investments	\$ 1,588,400	\$ 1,881,500	\$ —	\$ 1,881,500	\$ (293,100)
WPCRF state match loan repayment	—	3,600,000	—	3,600,000	(3,600,000)
Loan principal payments – SWRP	8,271,517	6,340,000	—	6,340,000	1,931,517
Loan principal payments – WRBP	7,235,000	7,450,000	—	7,450,000	(215,000)
Loan principal payments – interim	3,000,000	18,000,000	—	18,000,000	(15,000,000)
Bond proceeds – SWRP	—	25,000,000	—	25,000,000	(25,000,000)
Bond proceeds – WRBP	15,596,576	37,500,000	—	37,500,000	(21,903,424)
Bond proceeds – Watershed Prot.	—	10,000,000	—	10,000,000	(10,000,000)
Refunding bond proceeds – SWRP	—	25,000,000	—	25,000,000	(25,000,000)
Refunding bond proceeds – WRBP	—	50,000,000	—	50,000,000	(50,000,000)
Loan interest income – SWRP	3,982,721	4,540,000	—	4,540,000	(557,279)
Loan interest income – WRBP	16,984,427	18,528,000	—	18,528,000	(1,543,573)
Loan interest income – WPFHP	—	350,000	—	350,000	(350,000)
Loan interest income – SHLP	—	100,000	—	100,000	(100,000)
Loan interest income – interim loans	128,837	200,000	—	200,000	(71,163)
Total revenues	<u>56,787,478</u>	<u>208,489,500</u>	<u>—</u>	<u>208,489,500</u>	<u>(151,702,022)</u>
Expenditures:					
WPCRF state match loans	1,079,640	3,600,000	—	3,600,000	2,520,360
General/administrative	633,498	1,240,600	—	1,240,600	607,102
Interim loans made	3,991,815	18,000,000	—	18,000,000	14,008,185
Bond principal payments – SWRP	8,380,000	7,000,000	1,500,000	8,500,000	120,000
Bond principal payments – WRBP	7,815,000	8,430,000	—	8,430,000	615,000
Bond interest expense – SWRP	4,010,881	5,000,000	—	5,000,000	989,119
Bond interest expense – WRBP	17,325,368	22,000,000	—	22,000,000	4,674,632
Bond interest expense – WPFHP	—	350,000	—	350,000	350,000
Loans made – SWRP	—	25,000,000	(1,500,000)	23,500,000	23,500,000
Loans made – WRBP	15,735,000	37,500,000	—	37,500,000	21,765,000
Loans made – WPFHP	—	10,000,000	—	10,000,000	10,000,000
SHLP Loan Draws	101,554	10,000,000	—	10,000,000	9,898,446
Refunding Bonds Escrow					
Deposit-SWRP	—	24,550,000	—	24,550,000	24,550,000
Refunding Issuance Costs-SWRP	—	450,000	—	450,000	450,000
Refunding Bonds Escrow					
Deposit-WRBP	—	49,225,000	—	49,225,000	49,225,000
Refunding Issuance Costs-WRBP	—	775,000	—	775,000	775,000
Project expenditures	1,105,421	7,036,388	—	7,036,388	5,930,967
Arbitrage rebate - SWRP	—	100,000	—	100,000	100,000
Total expenditures	<u>60,178,177</u>	<u>230,256,988</u>	<u>—</u>	<u>230,256,988</u>	<u>170,078,811</u>
Excess of revenues over (under) expenditures	<u>\$ (3,390,699)</u>	<u>\$ (21,767,488)</u>	<u>\$ —</u>	<u>\$ (21,767,488)</u>	<u>\$ 18,376,789</u>

See accompanying notes to budgetary basis reconciliation

**Colorado Water Resources
and Power Development Authority
(A Component Unit of the State of Colorado)**
**Reconciliation and Note of Non-GAAP Budgetary Basis (Actual) to Statement of Revenues,
Expenses and Changes in Fund Net Assets**
Water Operations Fund
Year Ended December 31, 2009

Revenues (budgetary basis)	\$	56,787,478
Loan principal payments – SWRP (a.)		(8,271,517)
Loan principal payments – WRBP (a.)		(7,235,000)
Loan principal payments – interim (a.)		(3,000,000)
Bond proceeds – WRBP (b.)		(15,596,576)
Revenues (GAAP basis)		<u>22,684,385</u>
Expenditures (budgetary basis)		60,178,177
Depreciation (c.)		4,570
Acquisition of water depletion rights – Animas-La Plata Project (d.)		(383,097)
WPCRF advance – state match provided (e.)		(1,079,640)
Bond principal payments – SWRP (f.)		(8,380,000)
Bond principal payments – WRBP (f.)		(7,815,000)
Loans made – WRBP (g.)		(15,735,000)
Interim loans made (h.)		(3,991,815)
SHLP Loan Draws (i.)		(101,554)
Expenses (GAAP basis)		<u>22,696,641</u>
Change in net assets per statement of revenues, expenses, and changes in fund net assets	\$	<u><u>(12,256)</u></u>

The budget for the Water Operations Fund is reported on the same basis as described in the Basis of Accounting section, except as follows:

- a. Leveraged and interim loan principal payments are recorded as revenue when received from the borrower.
- b. Bond proceeds are treated as revenue when issued.
- c. Depreciation of equipment is not budgeted.
- d. Acquisitions of water depletion rights – Animas-La Plata Project are treated as expenditures when paid to the Bureau.
- e. WPCRF advance – state match provided is treated as expenditure when transferred to WPCRF.
- f. Bond principal payments are treated as expenditures when paid.
- g. Leveraged loans are treated as expenditures when loans are executed.
- h. Interim loans are treated as expenditures when draws are made from project accounts.
- i. SHLP loans are treated as expenditures when draws are made from project accounts.

**Colorado Water Resources
and Power Development Authority**
(A Component Unit of the State of Colorado)
**Schedule of Revenues, Expenditures and Changes in Funds Available –
Actual (non-GAAP Budgetary Basis) and Budget**
Water Pollution Control Fund
Year Ended December 31, 2009

	<u>Actual</u>	<u>Original budget</u>	<u>Changes</u>	<u>Final budget</u>	<u>Variance – favorable (unfavorable)</u>
Revenues:					
Interest on investments	\$ 9,734,431	\$ 13,803,000	\$ —	\$ 13,803,000	\$ (4,068,569)
Administrative fee	5,913,930	6,277,000	—	6,277,000	(363,070)
Loan interest income	12,660,154	16,865,000	—	16,865,000	(4,204,846)
EPA grants	16,251,297	16,112,000	—	16,112,000	139,297
Colorado state match	1,079,640	3,600,000	—	3,600,000	(2,520,360)
Loan principal repayments	32,057,063	33,938,000	—	33,938,000	(1,880,937)
Bond proceeds	—	90,040,000	—	90,040,000	(90,040,000)
Total revenues	<u>77,696,515</u>	<u>180,635,000</u>	<u>—</u>	<u>180,635,000</u>	<u>(102,938,485)</u>
Expenditures:					
Grant administration	2,266,592	2,068,204	431,796	2,500,000	233,408
Bond principal payments	29,400,000	30,300,000	—	30,300,000	900,000
Advance repayments – state match	—	3,600,000	—	3,600,000	3,600,000
Transfer Administrative to DWRF	170,740	200,000	—	200,000	29,260
Project costs paid – direct loans	11,020,100	30,971,000	—	30,971,000	19,950,900
Loans made – leveraged loans	—	93,000,000	(17,431,796)	75,568,204	75,568,204
Planning and design grants to small local governments	133,774	398,000	—	398,000	264,226
Other	340,757	750,000	—	750,000	409,243
Loan principal forgiven	16,176,102	—	17,000,000	17,000,000	823,898
Bond interest expense	21,388,472	26,100,000	—	26,100,000	4,711,528
Capital asset acquisitions	—	5,000	—	5,000	5,000
Total expenditures	<u>80,896,537</u>	<u>187,392,204</u>	<u>—</u>	<u>187,392,204</u>	<u>106,495,667</u>
Excess of revenues over expenditures	<u>\$ (3,200,022)</u>	<u>\$ (6,757,204)</u>	<u>\$ —</u>	<u>\$ (6,757,204)</u>	<u>\$ 3,557,182</u>

See accompanying notes to budgetary basis reconciliation

**Colorado Water Resources
and Power Development Authority
(A Component Unit of the State of Colorado)
Reconciliation and Note of Non-GAAP Budgetary Basis (Actual) to
Statement of Revenues, Expenses and Changes in Fund Net Assets
Water Pollution Control Fund
Year Ended December 31, 2009**

Revenues (budgetary basis)	\$	77,696,515
Loan principal payments (a.)		(32,057,063)
Advance – state match provided (b.)		<u>(1,079,640)</u>
Revenues (GAAP basis)		<u>44,559,812</u>
Expenditures (budgetary basis)		80,896,537
Project costs paid – direct loans (c.)		(11,020,100)
Bond principal payments (d.)		(29,400,000)
Arbitrage rebate payments (e.)		<u>(290,772)</u>
Expenses (GAAP basis)		<u>40,185,665</u>
Change in net assets per statement of revenues, expenses, and changes in fund net assets	\$	<u><u>4,374,147</u></u>

The budget for the Water Pollution Control Fund is reported on the same basis as described in the Basis of Accounting section, except as follows:

- a. Loan principal payments are recorded as revenue when received from the borrower.
- b. Advance – state match is treated as revenue when transferred from Water Operations.
- c. Direct loans are treated as expenditures when draws are made from project accounts.
- d. Bond principal payments are treated as expenditures when paid.
- e. Arbitrage rebate payments are treated as expenditures when paid to the United States Treasury.

**Colorado Water Resources
and Power Development Authority**
(A Component Unit of the State of Colorado)
**Schedule of Revenues, Expenditures and Changes in Funds Available -
Actual (Non-GAAP Budgetary Basis) and Budget**
Drinking Water Fund
Year Ended December 31, 2009

	<u>Actual</u>	<u>Original budget</u>	<u>Changes</u>	<u>Final budget</u>	<u>Variance – favorable (unfavorable)</u>
Revenues:					
Interest on investments	\$ 3,830,539	\$ 4,720,000	\$ —	\$ 4,720,000	\$ (889,461)
Loan interest income	5,335,872	7,964,000	—	7,964,000	(2,628,128)
Loan principal repayments	12,040,165	12,439,000	—	12,439,000	(398,835)
Bond proceeds	—	55,816,600	—	55,816,600	(55,816,600)
Refunding bond proceeds	—	50,000,000	—	50,000,000	(50,000,000)
Capital contributions – EPA	15,919,253	27,754,000	—	27,754,000	(11,834,747)
EPA capitalization grant set asides revenue	5,796,367	7,270,320	—	7,270,320	(1,473,953)
Transfer Administrative Fees -WPCRF	170,740	200,000	—	200,000	(29,260)
Administrative fee income	2,464,572	3,206,000	—	3,206,000	(741,428)
Other	17,200	—	—	—	17,200
Total revenues	<u>45,574,708</u>	<u>169,369,920</u>	<u>—</u>	<u>169,369,920</u>	<u>(123,795,212)</u>
Expenditures:					
Grant administration – State funded	1,783,232	1,666,814	333,186	2,000,000	216,768
Project costs paid – direct loans	12,719,288	21,519,000	—	21,519,000	8,799,712
Loans made – leveraged	—	62,500,000	(18,333,186)	44,166,814	44,166,814
Bond principal payments made	9,600,000	10,500,000	—	10,500,000	900,000
Payment to refunded bond escrow	—	49,100,000	—	49,100,000	49,100,000
Refunding bonds issuance cost	—	900,000	—	900,000	900,000
Loan principal forgiven	17,188,023	—	18,000,000	18,000,000	811,977
Bond interest expense	8,260,038	11,100,000	—	11,100,000	2,839,962
EPA capitalization grant set asides	4,841,839	6,601,820	—	6,601,820	1,759,981
Planning and design grants to small local governments	146,408	200,000	—	200,000	53,592
Arbitrage rebate payments	557,901	600,000	—	600,000	42,099
Capital asset acquisitions	—	5,000	—	5,000	5,000
Total expenditures	<u>55,096,729</u>	<u>164,692,634</u>	<u>—</u>	<u>164,692,634</u>	<u>109,595,905</u>
Excess of revenues over expenditures	<u>\$ (9,522,021)</u>	<u>\$ 4,677,286</u>	<u>\$ —</u>	<u>\$ 4,677,286</u>	<u>\$ (14,199,307)</u>

See accompanying notes to budgetary basis reconciliation

**Colorado Water Resources
and Power Development Authority
(A Component Unit of the State of Colorado)
Reconciliation and Note of Non-GAAP Budgetary Basis (Actual) to
Statement of Revenues, Expenses and Changes in Fund Net Assets
Drinking Water Fund
Year Ended December 31, 2009**

Revenues (budgetary basis)	\$	45,574,708
Loan principal payments (a.)		(12,040,165)
		33,534,543
Revenues (GAAP basis)		
Expenditures (budgetary basis)		55,096,729
Project costs paid – direct loans (b.)		(12,719,288)
Bond principal payments made (c.)		(9,600,000)
Arbitrage rebate payments (d.)		(557,901)
		32,219,540
Expenses (GAAP basis)		
Change in net assets per statement of revenues, expenses, and changes in fund net assets	\$	1,315,003

The budget for the Drinking Water Fund is reported on the same basis as described in the Basis of Accounting section, except as follows:

- a. Loan principal payments are recorded as revenue when received from the borrower.
- b. Direct loans are treated as expenditures when draws are made from project accounts.
- c. Bond principal payments are treated as expenditures when paid.
- d. Arbitrage rebate payments are treated as expenditures when paid to the United States Treasury.

**Colorado Water Resources
and Power Development Authority
(A Component Unit of the State of Colorado)
Schedule of Project Costs Payable – By Borrower
December 31, 2009**

The following pages contain information, by borrower, showing balances in project costs payable (loan proceeds remaining) and loans receivable. The borrower accounts are categorized by fund, by programs within the fund and by loan types.

Leveraged loans are funded by bond proceeds and may be partially funded by EPA Capitalization Grants and Authority resources. These loans are designated by the year and series of bonds providing the related capital, such as 2006A.

Projects in the SHLP, WPCRF and DWRF may be financed by direct loans. Loans are funded by EPA Capitalization Grants, reloan monies and/or Authority resources. Base program loans are those not funded by 2009 ARRA grants. Disadvantaged Community loans are discussed in the notes to the financial statements. ARRA loans are listed separately. As discussed in the notes to the financial statements, the Authority provided principal forgiveness on 50% of the ARRA direct loan amounts; therefore, borrowers that received 100% principal forgiveness will appear in the project costs payable list, but not in the loans receivable list.

Certain DWRF loans were funded from Authority cash and are listed separately under the state direct loan heading.

	Project costs payable
Water Operations Fund:	
SHLP:	
Cortez, City of	\$ 1,355,337
WRBP:	
Erie, Town of	205,836
Fountain, City of	7,206,997
North Weld County Water District	6,127,780
	13,540,613
Total Water Operations Fund	14,895,950
Water Pollution Control Revolving Fund:	
Direct loans:	
Base program:	
Crested Butte South Metropolitan District	964,835
Erie, Town of	1,534,700
Evergreen Metropolitan District	1,775,424
Hudson, Town of	5,000
Pagosa Area Water and Sanitation District	3,211,129
Ralston Valley Water and Sanitation District	761,184

**Colorado Water Resources
and Power Development Authority
(A Component Unit of the State of Colorado)
Schedule of Project Costs Payable – By Borrower (Continued)
December 31, 2009**

	Project costs payable
Water Pollution Control Revolving Fund (Continued):	
Base program - disadvantaged communities:	
Boone, Town of	315,000
Kit Carson, Town of	247,276
Mancos, Town of	946,734
Mountain View Villages Water and Sanitation District	287,999
Pagosa Springs Sanitation General Improvement District	2,000,000
Pierce, Town of	867,152
Romeo, Town of	168,448
Seibert, Town of	136,014
Sugar City, Town of	11,961
ARRA direct loans:	
Bayfield, Town of	19,396
Erie, Town of	1,620,947
Fremont Sanitation District	1,634,174
Georgetown, Town of	5,091,453
Gunnison County	341,252
Manitou Springs, City of	2,083,401
Monument Sanitation District	1,776,099
Pagosa Area Water and Sanitation District	5,591,641
Pueblo, City of	1,262,647
Red Cliff, Town of	1,733,705
Rye, Town of	1,593,937
Widefield Water and Sanitation District	1,191,225
Leveraged loans:	
2004A Berthoud, Town of	2,901
2006B Cherokee Metropolitan District	1,431,016
2008A Elizabeth, Town of	1,525,869
2005B Glendale, City of	118,987
2003A Milliken, Town of	1,157
2008A New Castle, Town of	1,800,004
2005B Upper Blue Sanitation District	8,000,000
Total Water Pollution Control Revolving Fund	50,052,667

**Colorado Water Resources
and Power Development Authority
(A Component Unit of the State of Colorado)
Schedule of Project Costs Payable – By Borrower (Continued)
December 31, 2009**

	Project costs payable
Drinking Water Revolving Fund:	
Direct loans:	
Base Program:	
Baca Grande Water and Sanitation District	1,094,576
Bow Mar Water and Sanitation District	754,381
Nederland, Town of	1,067,625
Ouray, City of	2,273,921
Palmer Lake, Town of	144,740
Platte Canyon Water and Sanitation District Subdistrict #2	1,847,552
Ralston Valley Water and Sanitation District	308,521
Base program - disadvantaged communities:	
Arriba, Town of	488,595
Creede, City of	1,087,855
Del Norte, Town of	347,140
East Alamosa Water and Sanitation District	187,885
Hillrose, Town of	191,801
Hotchkiss, Town of	736,984
Paonia, Town of	448,200
Rockvale, Town of	262,306
Rye, Town of	711,715
Sedgwick, Town of	29,648
Walden, Town of	1,269
ARRA direct loans:	
Arabian Acres Metropolitan District	169,701
Brighton, City of	1,044,000
Cheyenne Wells, Town of	1,075,600
Colorado City Metropolitan District	1,320,414
Divide MPC Metropolitan District #1	85,415
Florence, City of	2,000,000
Fraser, Town of	474,384
Gateway Metropolitan District	576,575
Georgetown, Town of	3,074,750
Hi-Land Acres Water and Sanitation District	973,262
Hot Sulphur Springs, Town of	2,516,376
Kit Carson, Town of	340,434
Kremmling, Town of	1,645,129
La Junta, City of	1,281,646
La Junta, City of	3,952,375
Manitou Springs, City of	1,486,026
Manitou Springs, City of	880,749
Manitou Springs, City of	1,486,026
Norwood Water Commission, Town of	422,962
Ophir, Town of	500,000
Ridgway, Town of	450,000
Rocky Ford, City of	829,924
Seibert, Town of	1,139,739

**Colorado Water Resources
 and Power Development Authority**
(A Component Unit of the State of Colorado)
Schedule of Project Costs Payable – By Borrower (Continued)
December 31, 2009

	<u>Project costs payable</u>
Drinking Water Revolving Fund (continued):	
Leveraged loans:	
2006B Alamosa, City of	1,834,699
2006B Arapahoe County Water and Sanitation District	978,830
2006B Cottonwood Water and Sanitation District	1,534,700
2008A Estes Park, Town of	39,143
2008A Pagosa Area Water and Sanitation District	5,864,431
2008B Project 7 Water Authority	232,433
Total Drinking Water Revolving Fund	<u>50,194,437</u>
Total project costs payable	<u>\$ 115,143,054</u>

**Colorado Water Resources
and Power Development Authority
(A Component Unit of the State of Colorado)
Schedule of Loans Receivable – By Borrower
December 31, 2009**

	<u>Loans Receivable</u>
Water Operations Fund:	
Interim Loans:	
2008 La Plata West Water Authority	\$ <u>1,270,003</u>
Small Hydro Loan Program:	
2009 Cortez, City of	<u>1,456,891</u>
Small Water Resources Program:	
1992A Brush!, City of	240,000
1994B Carbondale, Town of	791,250
2003A Clifton Water District	5,257,500
2002A Eagle River Water and Sanitation District	3,335,000
2003A Eaton, Town of	2,055,833
1991A Edwards Metropolitan District	110,000
1990A Estes Park, Town of	190,000
1991A Estes Park, Town of	200,000
1990A Fort Collins – Loveland Water District	191,666
1992A Fort Lupton, City of	720,000
1994A Fort Morgan, City of	868,333
1992B Glenwood Springs, City of	620,000
1996A Johnstown, Town of	813,333
1992A La Salle, Town of	435,000
1992A Louisville, City of	1,646,250
1991A Minturn, Town of	70,000
1992B Minturn, Town of	15,000
1997A Monument, Town of	935,000
1998A Morgan County Quality Water District	1,650,000
1992B Mount Werner Water and Sanitation District	1,009,167
1990A North Weld County Water District	206,250
1992B North Weld County Water District	221,250
1998A North Weld County Water District	2,740,000
2001A North Weld County Water District	13,252,500
1994A Parker Water and Sanitation District	208,334
1997A Parker Water and Sanitation District	2,525,833
2000A Parker Water and Sanitation District	10,578,333
2002A Parker Water and Sanitation District	10,055,000
1994A Platteville, Town of	338,750
1994B Project 7 Water Authority	1,713,333
1994B Rifle, City of	440,000
2003A Rifle, City of	1,143,750
1991A Steamboat Springs, City of	195,000
2000A Upper Eagle Regional Water Authority	<u>8,657,500</u>
Total Water Operations Fund loans receivable – SWRP	<u>73,429,165</u>

**Colorado Water Resources
and Power Development Authority**
(A Component Unit of the State of Colorado)
Schedule of Loans Receivable – By Borrower (Continued)
December 31, 2009

		Loans Receivable
Water Revenue Bond Program:		
2005E	Arapahoe County Water and Wastewater Public Improvement District	26,270,000
2005D	Aurora, City of	100,000,000
2004E	Copper Mountain Consolidated Metropolitan District	2,850,000
2005F	Copper Mountain Consolidated Metropolitan District	3,155,000
2005A	East Cherry Creek Valley Water and Sanitation District	50,400,000
2004B	Englewood, City of	19,690,000
2004A	Erie, Town of	11,150,000
2005B	Fort Lupton, City of	1,965,000
2005C	Fountain, City of	7,555,000
2008A	Fountain, City of	8,665,000
2004C	Littleton, City of	12,535,000
2003A	Louisville, City of	10,645,000
2009A	North Weld County Water District	6,940,000
2004D	Parker Water and Sanitation District	100,150,000
	Total Water Operations Fund loans receivable – WRBP	361,970,000
	Total Water Operations Fund loans receivable	438,126,059
Water Pollution Control Revolving Fund:		
Federal Direct loans:		
Base Program:		
2001	Baca Grande Water and Sanitation District	571,287
2006	Bennett, Town of	145,523
2006	Boulder County	1,483,432
1996	Broomfield, City of	1,105,237
1998	Byers Water and Sanitation District	237,467
2000	Columbine Water and Sanitation District	208,250
2007	Cortez Sanitation District	1,819,595
2009	Crested Butte South Metropolitan District	2,300,000
2006	Cucharas Sewer and Water District	704,228
2007	Donala Water and Sanitation District	1,917,892
1991	Durango West Metropolitan District	55,967
2007	Elizabeth, Town of	967,971
1997	Erie, Town of	259,593
2009	Erie, Town of	1,534,700
1998	Evans, City of	232,891
2009	Evergreen Metropolitan District	2,000,000
2008	Fairplay Sanitation District	1,940,937
1994	Fort Lupton, City of	55,114
1995	Fruita, City of	30,680
2004	Garden Valley Water and Sanitation District	248,372
2009	Hudson, Town of	1,636,000
2002	Julesburg, Town of	591,734
1999	Kersey, Town of	103,515
2006	Kersey, Town of	1,598,475

**Colorado Water Resources
and Power Development Authority
(A Component Unit of the State of Colorado)
Schedule of Loans Receivable – By Borrower (Continued)
December 31, 2009**

		<u>Loans Receivable</u>
Water Pollution Control Revolving Fund (continued):		
2005	Kremmling Sanitation District	808,788
1999	La Junta, City of	227,606
2008	Larimer County Local Improvement District	374,421
1998	Las Animas, City of	600,761
1999	Left Hand Water and Sanitation District	72,248
2000	Left Hand Water and Sanitation District	33,578
1995	Log Lane Village, Town of	105,626
1996	Lyons, Town of	241,530
1997	Manzanola, Town of	39,310
1999	Monte Vista, Town of	573,784
1990	Mountain Water and Sanitation District	7,463
1999	New Castle, Town of	277,344
1992	Nucla Sanitation District	25,775
1996	Ordway, Town of	160,628
1992	Ouray, City of	144,522
2009	Pagosa Area Water and Sanitation District	3,211,129
1997	Pagosa Springs Sanitation GID, Town of	300,178
2003	Pikes Peak-America's Mountain	720,778
2006	Ralston Valley Water and Sanitation District	1,071,648
2003	Salida, City of	246,401
2000	Springfield, Town of	130,549
1994	St. Mary's Glacier Water and Sanitation District	46,767
2008	Triview Metropolitan District	1,953,067
1997	Vona, Town of	39,867
Base Program-Disadvantaged Communities:		
2006	Ault, Town of	1,186,166
2009	Boone, Town of	315,000
2006	Clifton Sanitation District #2	1,714,286
2006	Haxtun, Town of	275,726
2009	Kit Carson, Town of	259,000
2006	La Jara, Town of	618,750
2008	Las Animas, City of	358,150
2009	Mancos, Town of	1,000,000
2008	Manzanola, Town of	93,600
2009	Mountain View Villages Water and Sanitation District	1,500,000
2006	Ordway, Town of	524,125
2008	Pagosa Springs Sanitation GID, Town of	2,000,000
2008	Penrose Sanitation District	126,657
2006	Pierce, Town of	857,737
2007	Romeo, Town of	161,875
2009	Seibert, Town of	150,000
2006	Springfield, Town of	467,250
2006	Stratton, Town of	396,735
2006	Sugar City Town of	275,400
2009	Sugar City Town of	61,750

**Colorado Water Resources
and Power Development Authority
(A Component Unit of the State of Colorado)
Schedule of Loans Receivable – By Borrower (Continued)
December 31, 2009**

	Loans Receivable
Water Pollution Control Revolving Fund (continued):	
ARRA direct loans:	
2009 Erie, Town of	2,000,000
2009 Georgetown, Town of	3,800,000
2009 Manitou Springs, City of	83,401
2009 Monument Sanitation District	418,000
2009 Pagosa Area Water and Sanitation District	4,801,942
2009 Pueblo, City of	1,500,000
Total WPCRF direct loans	58,108,178
Leveraged loans:	
1999A Aurora, City of	9,198,693
2007A Bayfield Sanitation District	4,770,000
2002A Berthoud, Town of	5,280,000
2004A Berthoud, Town of	1,885,000
2002A Blackhawk-Central City Sanitation District	17,429,591
2005A Breckenridge, Town of	3,670,000
1995A Brighton, City of	2,095,370
1998A Buena Vista Sanitation District	1,902,820
1990A Castle Rock, Town of	247,288
2006B Cherokee Metropolitan District	13,482,466
2006A Clifton Sanitation District #2	8,740,000
2003A Colorado City Metropolitan District	1,384,186
1998B Colorado Springs, City of	14,959,340
2001A Cortez Sanitation District	6,440,000
1995A Craig, City of	401,276
1996A Crested Butte, Town of	1,105,380
1989A Denver Southeast Suburban Water and Sanitation District	1,043,077
2002B Denver Southeast Suburban Water and Sanitation District	4,950,000
2005A Denver Southeast Suburban Water and Sanitation District	4,105,000
2006A Donala Water and Sanitation District	4,353,866
1992A Eagle River Water and Sanitation District	2,034,175
1995A Eagle River Water and Sanitation District	2,251,842
1998A Eagle River Water and Sanitation District	8,100,879
1997A Eagle, Town of	1,116,253
2007A Eagle, Town of	11,386,848
2005A Eaton, Town of	4,393,288
2008A Elizabeth, Town of	4,949,055
1991A Englewood, City of	2,938,552
2004A Englewood, City of	29,537,520
1997A Erie, Town of	876,121
1998A Evans, City of	589,745
1992B Fort Collins, City of	6,188,330
2001A Fort Collins, City of	6,382,500

**Colorado Water Resources
and Power Development Authority**
(A Component Unit of the State of Colorado)
Schedule of Loans Receivable – By Borrower (Continued)
December 31, 2009

		<u>Loans Receivable</u>
Water Pollution Control Revolving Fund (continued):		
1992A	Fort Lupton, City of	1,132,478
1995A	Fort Morgan, City of	3,555,568
1999A	Fremont Sanitation District	4,836,343
1994A	Genesee Water and Sanitation District	479,835
2005B	Glendale, City of	8,478,604
2006A	Granby Sanitation District	4,266,528
1999A	Grand County Water and Sanitation District	2,164,187
1994A	Greeley, City of	5,381,801
1996A	Idaho Springs, City of	682,624
2001A	Lafayette, City of	5,926,751
1991A	Littleton, City of	2,938,712
2004A	Littleton, City of	29,650,995
1992B	Longmont, City of	572,088
2007A	Mead, Town of	2,775,000
2002A	Mesa County	8,505,000
1991B	Metro Wastewater Reclamation District	3,147,675
2003A	Milliken, Town of	4,782,314
2001A	Mount Crested Butte Water and Sanitation District	3,457,234
2008A	New Castle, Town of	7,877,490
1994A	Parker Water and Sanitation District	567,206
1997A	Parker Water and Sanitation District	1,569,107
2000A	Parker Water and Sanitation District	7,666,206
2001A	Parker Water and Sanitation District	3,304,224
2002B	Parker Water and Sanitation District	12,592,960
2001A	Plum Creek Wastewater Authority	17,405,000
2002B	Plum Creek Wastewater Authority	2,385,000
2005A	Plum Creek Wastewater Authority	1,285,000
2003A	Pueblo, City of	6,226,402
2007A	Rifle, City of	17,187,916
2005A	Roxborough Water and Sanitation District	8,210,000
2002A	South Adams County Water and Sanitation District	5,397,500
1995A	Steamboat Springs, City of	576,326
1999A	Steamboat Springs, City of	1,687,455
2001A	Steamboat Springs, City of	3,944,886
1997A	Sterling, City of	1,102,574
2000A	Summit County	10,800,367
2000A	Three Lakes Water and Sanitation District	3,958,416
1998A	Trinidad, City of	3,562,447
2006A	Triview Metropolitan District	4,353,866
1997A	Upper Blue Sanitation District	3,886,433
2005B	Upper Blue Sanitation District	6,840,000
2002A	Wellington, Town of	3,455,855
1997A	Westminster, City of	6,718,257
1998A	Westminster, City of	1,865,209
2005A	Westminster, City of	12,692,500

**Colorado Water Resources
and Power Development Authority
(A Component Unit of the State of Colorado)
Schedule of Loans Receivable – By Borrower (Continued)
December 31, 2009**

	Loans Receivable
Water Pollution Control Revolving Fund (continued):	
1995A Winter Park Water and Sanitation District	1,203,114
2002A Winter Park West Water and Sanitation District	1,676,263
Total WPCRFL leveraged loans	440,920,177
Total Water Pollution Control Revolving Fund loans receivable	499,028,355
Drinking Water Fund:	
State Direct loans:	
1996 Bayfield, Town of	158,018
1995 Elizabeth, Town of	203,699
1995 Empire, Town of	134,509
1995 Fairplay, Town of	92,888
1997 Fairplay, Town of	101,768
1997 Idaho Springs, City of	248,633
1995 Idledale Water and Sanitation District	93,561
1996 Lake Creek Metropolitan District	194,257
1996 Lyons, Town of	241,048
1995 Minturn, Town of	121,752
1996 Nunn, Town of	149,752
1998 Redstone Water and Sanitation District	211,698
1997 Westlake Water and Sanitation District	75,969
Federal Direct Loans:	
Base Program:	
2009 Baca Grande Water and Sanitation District	1,483,750
2002 Basalt, Town of	707,257
2009 Bow Mar Water and Sanitation District	1,150,000
2006 Castle Pines Metropolitan District	1,811,835
2006 Castle Pines Metropolitan District	229,241
1998 Chatfield South Water District	398,781
2006 Cucharas Sanitation and Water District	246,663
2002 Dillon, Town of	354,819
2004 Florence, City of	656,540
1997 Grand Lake, Town of	253,583
2002 Hayden, Town of	671,680
2009 Lake Durango Water Authority	1,993,181
2009 Lamar, City of	1,067,625
1998 Left Hand Water and Sanitation District	102,446
2003 Mustang Water Authority	558,977
2009 Nederland, Town of	2,500,000
2003 Oak Creek, Town of	696,107
2005 Olde Stage Water District	84,158
2008 Olde Stage Water District	146,058
2003 Ouray, City of	805,259

**Colorado Water Resources
and Power Development Authority
(A Component Unit of the State of Colorado)
Schedule of Loans Receivable – By Borrower (Continued)
December 31, 2009**

		Loans Receivable
Drinking Water Fund (continued):		
2009	Palmer Lake, Town of	1,862,552
2004	Pinewood Springs Water District	655,425
2006	Pinewood Springs Water District	99,898
2008	Platte Canyon Water and Sanitation District Subdistrict #2	401,176
2006	Platte Canyon Water and Sanitation District Subdistrict #1	356,186
2006	Ralston Valley Water and Sanitation District	1,192,052
2000	Sedalia Water and Sanitation District	204,074
2000	Springfield Water and Sanitation District	221,602
2004	Swink, Town of	533,258
1999	Thunderbird Water and Sanitation District	186,254
2002	Thunderbird Water and Sanitation District	249,713
2001	Wellington, Town of	717,434
2003	Westwood Lakes Water District	378,478
2002	Woodland Park, City of	578,965
Base Program - Disadvantaged Communities:		
2009	Arriba, Town of	505,000
2006	Bethune, Town of	376,200
2006	Boone, Town of	462,867
2006	Bristol Water and Sanitation District	173,333
2009	Creede, City of	1,247,345
2008	Del Norte, Town of	910,650
2008	East Alamosa Water and Sanitation District	1,900,000
2008	Eckley, Town of	92,500
2006	Genoa, Town of	160,417
2007	Hillrose, Town of	912,172
2008	Hotchkiss, Town of	878,750
2008	Kim, Town of	114,067
2005	La Jara, Town of	155,000
2008	La Veta, Town of	1,131,639
2008	Las Animas, Town of	784,933
2005	Log Lane Village, Town of	893,492
2006	Ordway, Town of	183,333
2007	Ordway, Town of	106,680
2006	Palisade, Town of	1,800,000
2008	Paonia, Town of	446,632
2006	Pritchett, Town of	176,667
2009	Rockvale, Town of	295,000
2009	Rye, Town of	1,040,000
2006	Sedgwick, Town of	370,117
2007	Stratton, Town of	469,628
2008	Stratton, Town of	89,235
2005	Victor, Town of	169,800
2006	Walden, Town of	811,528

**Colorado Water Resources
and Power Development Authority**
(A Component Unit of the State of Colorado)
Schedule of Loans Receivable – By Borrower (Continued)
December 31, 2009

	<u>Loans Receivable</u>
Drinking Water Fund (continued):	
ARRA Direct Loans:	
2009 Divide MPC Metropolitan District	145,930
2009 Florence, City of	2,000,000
2009 Gateway Metropolitan District	576,575
2009 Georgetown, Town of	1,340,000
2009 Hot Sulphur Springs, Town of	1,300,000
2009 La Junta, City of	1,830,000
2009 Lamar, City of	3,952,375
2009 Manitou Springs, City of	1,241,361
2009 Manitou Springs, City of	537,278
2009 Manitou Springs, City of	1,241,361
2009 Orphir, Town of	500,000
2009 Ridgway, Town of	450,000
Total Drinking Water Fund direct loans	57,354,444
Leveraged loans:	
2006B Alamosa, City of	10,519,142
2006B Arapahoe County Water and Wastewater PID	13,798,023
1997A Arapahoe Estates Water District	485,544
1999A Aurora, City of	5,774,558
1998A Buena Vista, Town of	673,094
2006B Cottonwood Water and Sanitation District	9,545,388
2006A Craig, City of	5,387,105
1997A Englewood, City of	7,742,343
2008A Estes Park, Town of	5,392,241
2000A Evergreen Metropolitan District	3,482,837
2002A Evergreen Metropolitan District	1,426,937
2003B Florence, City of	10,892,784
1997A Fort Collins, City of	4,642,137
1999A Fort Collins, City of	2,722,194
1998A Fort Morgan, City of	8,308,997
2000A Fountain Valley Authority	4,724,832
2003A Fountain Valley Authority	2,381,376
1999A Glenwood Springs, City of	2,575,088
1999A Grand County Water and Sanitation District	1,620,846
2002A Grand Junction, City of	2,634,485
1999A Greeley, City of	8,576,290

**Colorado Water Resources
and Power Development Authority
(A Component Unit of the State of Colorado)
Schedule of Loans Receivable – By Borrower (Continued)
December 31, 2009**

	<u>Loans Receivable</u>
Drinking Water Fund (continued):	
2002A Idaho Springs, City of	1,635,105
1999A Julesburg, Town of	562,878
2002A La Junta, City of	7,204,315
1999A Left Hand Water District	3,621,875
2000A Limon, Town of	904,568
2006A Little Thompson Water District	5,532,419
2003A Longmont, City of	14,964,875
2003A Lyons, Town of	3,640,563
2008A Pagosa Area Water and Sanitation District	6,971,362
2006B Palisade, Town of	3,657,522
2008B Project 7 Water Authority	10,170,776
2000A Pueblo Board of Waterworks	7,936,210
2000A Westminster, City of	9,019,136
Total DWRF leveraged loans	<u>189,127,845</u>
Total Drinking Water Fund loans receivable	<u>246,482,289</u>
Total loans receivable	<u>\$ 1,183,636,703</u>

**Colorado Water Resources
and Power Development Authority
(A Component Unit of the State of Colorado)
Schedule of Bonds Payable – By Issue
December 31, 2009**

Water Operations Fund Small Water Resources Program Revenue Bonds:	Original issue amount	Current amount outstanding	Interest rate	Due dates	Early redemption
1993 Series A	6,585,000	670,000	2.7% – 5.0%	Term bonds subject to mandatory redemption 2007 – 2010	After 2003 at par
1994 Series A	5,835,000	1,250,000	3.4% – 5.875%	Serial Bonds through 2003, term bonds subject to mandatory redemption 2004 – 2014. Serial bonds totaling \$315,000 from 2007 to 2014 were refunded by the 2006A bond issue	After 2004 at par
1996 Series A	6,385,000	830,000	3.7% – 5.45%	Serial Bonds through 2010, term bonds subject to redemption 2011 – 2016	After 2006 at par
1997 Series A	9,725,000	935,000	4.1% – 5.6%	Serial Bonds through 2012, term bonds subject to mandatory redemption 2013 – 2017. Various bonds totaling \$3,060,000 from 2008 to 2017 were refunded by the 2006A bond issue	2008 – 2009 at 100.5% of par, after 2009 at par
1997 Series B	12,500,000	3,690,000	3.8% – 4.9%	Serial Bonds through 2010, term bonds subject to mandatory redemption in 2011 and 2012	2008 – 2009 at 101%, after 2009 at par
1998 Series A	8,765,000	4,455,000	3.35% – 4.88%	Serial Bonds through 2013, term bonds subject to mandatory redemption in 2014 through 2018	2009 – 2010 at 100.5%, after 2010 at par
1998 Series B	13,850,000	4,985,000	3.35% – 4.75%	Serial Bonds through 2013, term bonds subject to mandatory redemption in 2014 and 2015	2008 – 2009 at 101%, 2009 – 2010 at 100.5%, after 2010 at par
2000 Series A	24,110,000	9,195,000	4.3% – 5.8%	Serial Bonds through 2017, term bonds subject to mandatory redemption in 2018 through 2020. Various bonds totaling \$10,245,000 from 2011 to 2020 were refunded by the 2006A bond issue	2011 – 2020 at par
2001 Series A	15,510,000	13,320,000	3.9% – 4.875%	Serial Bonds through 2016, term bonds subject to mandatory redemption in 2017 through 2023	2012 – 2023 at par
2002 Series A	14,615,000	13,390,000	1.3% – 5.375%	Serial Bonds through 2022, term bonds subject to mandatory redemption in 2019 through 2020	2013 – 2022 at par
2003 Series A	9,610,000	8,505,000	2.0% – 4.50%	Serial Bonds through 2023	2014 – 2023 at par
2006 Series A	13,970,000	13,135,000	3.75% - 5.00%	Serial Bonds through 2019	The bonds are not subject to early redemption
Total Small Water Resources Program Revenue Bonds	141,460,000	74,360,000			

**Colorado Water Resources
and Power Development Authority
(A Component Unit of the State of Colorado)
Schedule of Bonds Payable – By Issue (Continued)**

December 31, 2009

Water Operations Fund	Original issue amount	Current amount outstanding	Interest rate	Due dates	Early redemption
Water Revenue Bonds Program:					
2003 Series A	13,800,000	10,645,000	2.0% – 4.125%	Serial Bonds through 2024	2014 – 2024 at par
2004 Series A	14,500,000	11,725,000	2.0% – 5.0%	Serial Bonds through 2024	2014 – 2024 at par
2004 Series B	19,715,000	19,690,000	3.0% – 5.0%	Serial Bonds through 2017	2014 – 2017 at par
2004 Series C	19,695,000	12,535,000	3.0% – 5.5%	Serial Bonds through 2015	2014 – 2015 at par
2004 Series D	105,420,000	100,150,000	1.6% – 5.25%	Serial Bonds through 2026, term bonds subject to mandatory redemption 2027 – 2043	2014 – 2015 at par
2004 Series E	3,540,000	2,850,000	2.0% – 4.54%	Serial Bonds through 2024	2014 – 2024 at par
2005 Series A	53,970,000	50,400,000	3.0% – 5.5%	Serial Bonds through 2032, term bonds subject to mandatory redemption 2033 - 2035	2016 – 2035 at par
2005 Series B	2,300,000	1,965,000	3.0% – 4.625%	Serial Bonds through 2017, term bonds subject to mandatory redemption 2020 - 2025	2015 – 2025 at par
2005 Series C	8,170,000	7,555,000	2.85% – 5.0%	Serial Bonds through 2017, term bonds subject to mandatory redemption 2020 - 2035	2016 – 2035 at par
2005 Series D	100,000,000	100,000,000	3.2% – 5.0%	Serial Bonds 2011 - 2025, term bonds subject to mandatory redemption 2027 - 2035	2016 – 2035 at par
2005 Series E	26,270,000	26,270,000	4.375% – 5.0%	Serial Bonds 2023 - 2024, term bonds subject to mandatory redemption 2035	2016 – 2035 at par
2005 Series F	3,690,000	3,155,000	4.0% – 4.5%	Serial Bonds through 2024	2016 – 2024 at par
2008 Series A	8,795,000	8,665,000	3.0% – 5.25%	Serial Bonds through 2023, term bonds subject to mandatory redemption 2038	2019 – 2038 at par
2009 Series A	6,940,000	6,940,000	2.5% – 4.55%	Serial Bonds through 2029	2020 – 2029 at par
Total Water Revenue Bonds Program	<u>386,805,000</u>	<u>362,545,000</u>			
Total Water Operations Fund	<u>\$ 528,265,000</u>	<u>\$ 436,905,000</u>			
Water Pollution Control Revolving Fund					
Clean Water Revenue Bonds:					
Clean Water 1989 Series A (Denver Southeast Suburban Water and Sanitation District)	\$ 6,905,000	\$ 50,000	5.95% – 7.0%	Term bonds subject to mandatory redemption 2006 – 2011. \$4,130,000 of bonds maturing in 2000 and thereafter were refunded with the issuance of the 1996 Series A Wastewater Revolving Fund Refunding Revenue Bonds	After 2003 at par
Clean Water 1990 Series A (Town of Castle Rock)	3,890,000	5,000	6.25% – 7.4%	Term bonds subject to mandatory redemption 2007 – 2010. \$2,060,000 of bonds maturing in 2001 and thereafter were refunded with the issuance of the 1996 Series A Wastewater Revolving Fund Refunding Revenue Bonds	After 2003 at par

**Colorado Water Resources
and Power Development Authority**
(A Component Unit of the State of Colorado)
Schedule of Bonds Payable – By Issue (Continued)
December 31, 2009

Water Pollution Control Revolving Fund	Original issue amount	Current amount outstanding	Interest rate	Due dates	Early redemption
Clean Water 1991 Series A (City of Englewood – City of Littleton)	22,915,000	280,000	5.75% – 7.0%	Serial Bonds through 2007, term bonds subject to mandatory redemption 2008 – 2012. \$11,985,000 of bonds maturing in 2002 and thereafter were refunded with the issuance of the 1996 Series A Wastewater Revolving Fund Refunding Revenue Bonds	After 2003 at par
Clean Water 1991 Series B (Metro Wastewater Reclamation District)	19,685,000	130,000	4.8% – 6.9%	Term bonds subject to mandatory redemption 2007 – 2011. \$65,000 of bonds maturing in 1997 and \$9,660,000 of bonds maturing in 2002 and thereafter were refunded with the issuance of the 1996 Series A Wastewater Revolving Fund Refunding Revenue Bonds	After 2003 at par
Clean Water 1992 Series A (City of Fort Lupton, Frisco Sanitation District, and Eagle River Water and Sanitation District)	15,200,000	165,000	4.15% – 6.25%	Term bonds subject to mandatory redemptions in 2007 and 2008 – 2013 \$8,725,000 of bonds maturing in 2003 and thereafter were refunded with the issuance of the 2001 Series A Wastewater Revolving Fund Refunding Revenue Bonds.	After 2004 at par
Clean Water 1992 Series B (City of Fort Collins and City of Longmont)	25,785,000	560,000	3.75% – 6.0%	Term bonds subject to mandatory redemption 2007 – 2009 and 2010 – 2014. \$14,355,000 of bonds maturing in 2003 and thereafter were refunded with the issuance of the 2001 Series A Wastewater Revolving Fund Refunding Revenue Bonds.	After 2004 at par
Clean Water 1994 Series A (City of Alamosa, City of Greeley, Town of Windsor, Parker Water and Sanitation District, and Genesee Water and Sanitation District)	22,510,000	295,000	3.8% – 6.3%	Serial Bonds through 2008, term bonds subject to mandatory redemption 2009 – 2011 and 2012 – 2014 \$13,945,000 of bonds maturing in 2004 and thereafter were refunded with the issuance of the 2001 Series A Wastewater Revolving Fund Refunding Revenue Bonds.	After 2004 at par
Clean Water 1995 Series A (City of Fort Morgan, Eagle River Water and Sanitation District, City of Brighton, Winter Park Water and Sanitation District, City of Steamboat Springs, and City of Craig)	24,525,000	545,000	4.1% – 5.85%	Serial Bonds through 2009, term bonds subject to mandatory redemption 2010 – 2012 and 2013 – 2015 \$14,485,000 of bonds maturing in 2005 and thereafter were refunded with the issuance of the 2001 Series A Wastewater Revolving Fund Refunding Revenue Bonds.	After 2005 at par
Clean Water 1996 Series A (Town of Crested Butte, Mt. Crested Butte Water and Sanitation District, Fountain Sanitation District, and City of Idaho Springs)	6,710,000	180,000	4.25% – 5.9%	Serial Bonds through 2008, term bonds subject to mandatory redemption 2009 – 2011 and 2012 – 2016 \$2,710,000 of bonds maturing in 2007 and thereafter were refunded with the issuance of the 2004 Series A Wastewater Revolving Fund Refunding Revenue Bonds.	After 2008 at par
Clean Water 1997 Series A (City of Westminster, Breckenridge Sanitation District, Parker Water and Sanitation District, City of Sterling, Town of Carbondale, Town of Erie, and Town of Eagle)	31,605,000	2,015,000	4.05% – 5.8%	Serial Bonds through 2011, term bonds subject to mandatory redemption 2012 – 2015 and 2016 – 2017 \$14,675,000 of bonds maturing in 2008 and thereafter were refunded with the issuance of the 2004 Series A Wastewater Revolving Fund Refunding Revenue Bonds.	2008 – 2009 at 101% of par, after 2009 at par

**Colorado Water Resources
and Power Development Authority
(A Component Unit of the State of Colorado)
Schedule of Bonds Payable – By Issue (Continued)
December 31, 2009**

Water Pollution Control Revolving Fund	Original issue amount	Current amount outstanding	Interest rate	Due dates	Early redemption
Clean Water 1998 Series A (Eagle River Water and Sanitation District, City of Trinidad, City of Westminster, Buena Vista Sanitation District, and City of Evans)	31,190,000	1,120,000	3.7% – 5.125%	Serial Bonds through 2012, term bonds subject to mandatory redemption 2013 – 2018. \$15,375,000 of bonds maturing in 2009 and thereafter were refunded with the issuance of the 2005 Series A Wastewater Revolving Fund Refunding Revenue Bonds.	2009 at par
Clean Water 1998 Series B (City of Colorado Springs)	20,810,000	1,210,000	3.7% – 5.375%	Serial Bonds through 2012, term bonds subject to mandatory redemption 2013 – 2016 and 2017 – 2019 \$13,630,000 of bonds maturing in 2009 and thereafter were refunded with the issuance of the 2005 Series A Wastewater Revolving Fund Refunding Revenue Bonds.	2009 at par
Clean Water 1999 Series A (City of Aurora, Fremont Sanitation District, Grand County Water and Sanitation District, Mt. Werner Water and Sanitation District, and City of Steamboat Springs)	39,220,000	1,200,000	4.25% – 5.25%	Serial Bonds through 2014, term bonds subject to mandatory redemption 2015 – 2019. Mt. Werner Water and Sanitation District's outstanding bonds in the amount of \$2,700,000 were defeased in 2001. \$15,435,000 of bonds maturing in 2010 and thereafter were refunded with the issuance of the 2005 Series A Wastewater Revolving Fund Refunding Revenue Bonds.	2009 at par
Clean Water 2000 Series A (Parker Water and Sanitation District, Summit County, and Three Lakes Water and Sanitation District)	33,575,000	3,220,000	5.0% – 6.25%	Serial Bonds through 2013, term bonds subject to mandatory redemption in 2014 through 2020 \$17,900,000 of bonds maturing in 2011 and thereafter were refunded with the issuance of the 2004 Series A Wastewater Revolving Fund Refunding Revenue Bonds.	2011 – 2020 at par
Clean Water 2001 Series A (Cortez Sanitation District, City of Fort Collins, Fraser Sanitation District, City of Lafayette, Mt. Crested Butte Water and Sanitation District, Parker Water and Sanitation District, Plum Creek Wastewater Authority, and City of Steamboat Springs)	69,710,000	10,240,000	4.0% – 5.625%	Serial Bonds through 2019, term bonds subject to mandatory redemption in 2020 through 2021 \$37,250,000 of bonds maturing in 2012 and thereafter were refunded with the issuance of the 2005 Series A-2 Wastewater Revolving Fund Refunding Revenue Bonds.	2012 – 2021 at par
Clean Water 2002 Series A (Town of Berthoud, Blackhawk-Central City Water and Sanitation District, Mesa County, South Adams County Water and Sanitation District, Town of Wellington, and Winter Park West Water and Sanitation District)	55,310,000	40,400,000	3.0% – 5.25%	Serial Bonds through 2021, term bonds subject to mandatory redemption in 2022 through 2024	2013 – 2021 at par
Clean Water 2002 Series B (Denver SE Water and Sanitation District, Parker Water and Sanitation District, and Plum Creek Wastewater Authority)	23,435,000	18,935,000	2.0% – 4.75%	Serial Bonds through 2023, term bonds subject to mandatory redemption in 2024 through 2025	2013 – 2023 at par
Clean Water 2003 Series A (City of Pueblo, Colorado City Metropolitan District, and Town of Milliken)	14,750,000	11,300,000	2.0% – 4.5%	Serial Bonds through 2024	2014 – 2024 at par

**Colorado Water Resources
and Power Development Authority
(A Component Unit of the State of Colorado)
Schedule of Bonds Payable – By Issue (Continued)
December 31, 2009**

Water Pollution Control Revolving Fund	Original issue amount	Current amount outstanding	Interest rate	Due dates	Early redemption
Clean Water 2004 Series A (Town of Berthoud, City of Englewood, and City of Littleton)	57,710,000	57,160,000	2.0% – 5.0%	Serial Bonds through 2025	2014 – 2025 at par
Clean Water 2005 Series A (Town of Breckenridge, Denver Southeast Suburban Water and Sanitation District, Town of Eaton, Plum Creek Wastewater Authority, Roxborough Park Metropolitan District, and City of Westminster)	40,090,000	34,310,000	4.0% – 5.0%	Serial Bonds through 2027	2016 – 2027 at par
Clean Water 2005 Series B (Breckenridge Sanitation District and City of Glendale)	17,350,000	14,605,000	2.8% – 4.5%	Serial Bonds through 2027	2016 – 2027 at par
Clean Water 2006 Series A (Clifton Water & Sanitation District #2, Donala Water & Sanitation District, Granby Sanitation District and Triview Metropolitan District)	23,270,000	20,690,000	4.25% - 5.0%	Serial Bonds through 2027	2017 – 2027 at par
Clean Water 2006 Series B (Cherokee Water & Sanitation District)	14,195,000	12,550,000	4.0% - 4.375%	Serial Bonds through 2025, term bond subject to mandatory redemption in 2026 and 2027.	2017 – 2027 at par
Clean Water 2007 Series A (Bayfield Sanitation District, City of Rifle, Town of Rifle, Town of Eagle, Town of Mead)	35,330,000	34,370,000	4.0% - 5.0%	Serial Bonds through 2026, term bond subject to mandatory redemption in 2027 and 2028.	2018 – 2028 at par
Clean Water 2008 Series A (Town of Elizabeth, Town of New Castle)	12,305,000	11,785,000	3.5% - 5.0%	Serial Bonds through 2028, term bond subject to mandatory redemption in 2030	2019 – 2030 at par
Total WPCRF Clean Water Revenue Bonds payable	<u>667,980,000</u>	<u>277,320,000</u>			
Wastewater Revolving Fund Refunding Revenue Bonds 1996 Series A (Partial Refunding of the following Clean Water Bonds: 1989A, 1990A, 1991A, and 1991B)	28,950,000	8,400,000	3.5% – 6.0%	Serial Bonds 1997 through 2012	The bonds are not subject to early redemption
Revenue Bonds 2001 Series A (Partial refunding of the following Clean Water Bonds: 1992A, 1992B, 1994A, and 1995A)	51,620,000	24,615,000	3.0% – 5.25%	Serial Bonds through 2015	The bonds are not subject to early redemption
Revenue Bonds 2004 Series A (Partial refunding of the following Clean Water Bonds: 1996A, 1997B, and 2000A)	36,705,000	32,435,000	3.0% – 5.0%	Serial Bonds through 2020	2015 – 2020 at par
Revenue Bonds 2005 Series A and A-2 (Partial refunding of the following Clean Water Bonds: 1998A, 1998B, 1999A, and 2001A)	78,865,000 <u>196,140,000</u>	75,850,000 <u>141,300,000</u>	3.0% – 5.25%	Serial Bonds through 2021	The bonds are not subject to early redemption
Total Water Pollution Control Revolving Fund	<u>\$ 864,120,000</u>	<u>\$ 418,620,000</u>			

**Colorado Water Resources
and Power Development Authority
(A Component Unit of the State of Colorado)
Schedule of Bonds Payable – By Issue (Continued)
December 31, 2009**

Drinking Water Revolving Fund	Original issue amount	Current amount outstanding	Interest rate	Due dates	Early redemption
Drinking Water Revenue Bonds Series 1997A (Arapahoe Estates Water District, City of Englewood, and City of Fort Collins)	\$ 24,095,000	\$ 12,140,000	3.8% – 5.3%	Serial Bonds through 2011, term bonds subject to mandatory redemption 2012 – 2015 and 2016 – 2018	2008 – 2009 at 101% of par, after 2009 at par
Drinking Water Revenue Bonds Series 1998A (Town of Buena Vista, and City of Fort Morgan)	15,205,000	8,495,000	3.85% – 5.0%	Serial Bonds through 2004 and 2008 – 2010, term bonds subject to mandatory redemption 2005 – 2007, 2011 – 2015, and 2016 – 2019	2008 – 2009 at 101% of par, after 2009 at par
Drinking Water Revenue Bonds Series 1999A (City of Aurora, City of Fort Collins, City of Glenwood Springs, Grand County Water and Sanitation District No. 1, City of Greeley, Town of Julesburg, and Left Hand Water District)	46,855,000	23,955,000	3.28% – 5.0%	Serial Bonds through 2017, term bonds subject to mandatory redemption 2018 – 2019	9/1/2009 – 8/31/2010 at 101% at 100.5% of par, 9/1/2011 and thereafter at par
Drinking Water Revenue Bonds Series 2000A (Evergreen Metropolitan District, Fountain Valley Authority, Town of Limon, Pueblo Board of Waterworks, and City of Westminster)	36,110,000	3,845,000	4.8% – 5.75%	Serial Bonds through 2017, term bonds subject to mandatory redemption 2018 – 2022, \$20,535,000 of bonds maturing in 2011 and thereafter were refunded with the issuance of the 2005 Series A Drinking Water Revolving Fund Refunding Revenue Bonds.	2011 – 2022 at par
Drinking Water Revenue Bonds Series 2002A (Evergreen Metro District, City of Grand Junction, City of Idaho Springs, and City of La Junta)	16,320,000	11,860,000	3.0% – 5.125%	Serial Bonds through 2020, term bonds subject to mandatory redemption 2021 – 2022	2013 – 2020 at par
Drinking Water Revenue Bonds Series 2003A (City of Longmont, Town of Lyons, and Fountain Valley Authority)	20,835,000	18,915,000	2.0% – 4.25%	Serial Bonds through 2024	2014 – 2024 at par
Drinking Water Revenue Bonds Series 2003B (City of Florence)	11,695,000	10,075,000	3.25% – 4.75%	Serial Bonds through 2025	2014 – 2025 at par
Drinking Water Revenue Bonds Series 2006A (City of Craig and Little Thompson Water District)	11,275,000	10,015,000	4.0% – 5.0%	Serial Bonds through 2027, term bond subject to mandatory redemption in 2025 and 2026.	2017 – 2027 at par
Drinking Water Revenue Bonds Series 2006B (City of Alamosa, Arapahoe County Water & Wastewater PID, Cottonwood Water & Sanitation District, and Town of Palisade)	38,045,000	34,080,000	4.0% – 5.0%	Serial Bonds through 2024, term bonds subject to mandatory redemption in 2025 through 2028.	2017 – 2028 at par
Drinking Water Revenue Bonds Series 2008A (Pagosa Area Water and Sanitation District, Town of Estes Park)	11,235,000	11,020,000	3.5% - 4.25	Serial Bonds through 2029	2019 – 2029 at par
Drinking Water Revenue Bonds Series 2008B (Project 7 Water Authority)	8,870,000	8,865,000	3.0% - 5%	Serial Bonds through 2024, term bonds subject to mandatory redemption in 2026 through 2030.	2019 - 2030 at par
Total DWRF	240,540,000	153,265,000			
Drinking Water Revolving Fund Refunding Revenue Bonds 2005 Series A (Partial Refunding of the Drinking Water Revolving Fund Revenue Bonds Series 2000A)	20,305,000	20,110,000	3.0% – 5.5%		The bonds are not subject to early redemption.
Total Drinking Water Revolving Fund	\$ 260,845,000	\$ 173,375,000			

**Colorado Water Resources
and Power Development Authority**
(A Component Unit of the State of Colorado)
Schedule of Cash, Cash Equivalents and Investments Held by Trustees – By Investment Type
Year Ended December 31, 2009

	COLOTRUST						US Agency Bills, Notes, and Bonds (fair value)	Repurchase agreements	Total cash and investments by bond issue
	Cash	Cash held by State Treasurer	Local Government Investment Pool	US Treasury Notes – SLGS	US Treasury Bills, Notes, and Bonds (fair value)	US Agency Bills, Notes, and Bonds (fair value)			
Water Operations Fund:									
Small Water Resources Projects Program Debt Service Reserve Fund	\$ 53,871	\$	\$ 8,500,000	\$	\$	\$	\$	\$	\$ 8,500,000
Small Water Resources Projects Bonded Funds			1,530,976						1,584,847
Water Revenue Bonds Program			17,619,000						17,619,000
Animas-La Plata Account		1,049,661							1,049,661
Small Hydro Loan Program Project Accounts			1,355,337						1,355,337
Interim Loan Project Accounts			4,799,998						4,799,998
Authority Operating	315,959	58,558,709	67,543						58,942,211
	369,830	59,608,370	33,872,854						93,851,054
Water Pollution Control Revolving Fund:									
Subtotal – Water Operations Fund									
Control Revolving Fund:									
Clean Water Revenue Bonds, 1989 Series A			526,317	635,600					1,161,917
Clean Water Revenue Bonds, 1990 Series A			195,174	82,900					278,074
Clean Water Revenue Bonds, 1991 Series A			49,346	1,103,700			966,689		4,109,294
Clean Water Revenue Bonds, 1991 Series B			623,449						2,299,343
Clean Water Revenue Bonds, 1992 Series A			474,290	1,439					1,331,449
Clean Water Revenue Bonds, 1992 Series B			631,001	1,030,400					3,927,212
Clean Water Revenue Bonds, 1994 Series A			195,067						3,050,252
Clean Water Revenue Bonds, 1995 Series A			3,470,168						3,470,168
Clean Water Revenue Bonds, 1996 Series A			169,853	14,800			743,520		928,173
Refunding Revenue Bonds, 1996 Series A			596,545						596,545
Clean Water Revenue Bonds, 1997 Series A			256,119						4,799,844
Clean Water Revenue Bonds, 1998 Series A			191,918						5,699,174
Clean Water Revenue Bonds, 1998 Series B			141,966						4,696,700
Clean Water Revenue Bonds, 1999 Series A			41,243						4,838,666
Clean Water Revenue Bonds, 2000 Series A			613,743						6,299,633
Clean Water Revenue Bonds, 2001 Series A			1,049,078	237,177					7,138,688
Refunding Revenue Bonds, 2001 Series A	67		2,211,574	826,596					18,941,529
Clean Water Revenue Bonds, 2002 Series A			515,580						3,038,237
Clean Water Revenue Bonds, 2002 Series B			16,298						16,391,118
Clean Water Revenue Bonds, 2003 Series A			87,807						8,507,309
Clean Water Revenue Bonds, 2003 Series B			650,148						5,551,807
Clean Water Revenue Bonds, 2004 Series A			214,818						5,464,000
Clean Water Revenue Bonds, 2004 Series B			744,365						20,461,066
Clean Water Revenue Bonds, 2005 Series A			9,098,790	478,299					16,687,627
Clean Water Revenue Bonds, 2005 Series B			572,973						6,605,273
Refunding Revenue Bonds, 2005 Series A and A2	2		589,685	1,450,431					2,023,406
Clean Water Revenue Bonds, 2006 Series A			2,021,783						9,032,456
Clean Water Revenue Bonds, 2006 Series B			1,345,728						4,159,237
Clean Water Revenue Bonds, 2007 Series A			1,167,747						16,139,113
Clean Water Revenue Bonds, 2008 Series A			13,265,149	6,042,458					7,210,205
Direct Loan Project Accounts		1,103,899							13,265,149
WPCRF State Match Holding Account									1,103,899
Direct Loan Surplus Matching Account			954,298						954,298
CWSRF Releas Account			29,106,218						29,106,218
WPCRF Administrative Fee Account			6,150,536						6,150,536
Subtotal – Water Pollution Control Revolving Fund	69	1,103,899	77,938,774	11,903,800	6,786,984	2,855,185	148,466,092		249,054,803

**Colorado Water Resources
and Power Development Authority**
(A Component Unit of the State of Colorado)
Schedule of Cash, Cash Equivalents and Investments Held by Trustees – By Investment Type (Continued)
Year Ended December 31, 2009

	Cash	Cash held by State Treasurer	COLOTRUST Local Government Investment Pool	US Treasury Notes – SLGS	US Treasury Bills, Notes, and Bonds (fair value)	US Agency Bills, Notes, and Bonds (fair value)	Repurchase agreements	Total cash and investments by bond issue
Drinking Water Revolving Fund:								
Drinking Water Revenue Bonds, 1997 Series A			750,600				4,716,309	5,466,909
Drinking Water Revenue Bonds, 1998 Series A			574,035				3,866,997	4,441,032
Drinking Water Revenue Bonds, 1999 Series A			740,033				8,851,701	9,591,734
Drinking Water Revenue Bonds, 2000 Series A			12,027,872					12,027,872
Drinking Water Revenue Bonds, 2002 Series A			69,650				4,391,738	4,461,388
Drinking Water Revenue Bonds, 2003 Series A			127,909				8,741,830	8,869,739
Drinking Water Revenue Bonds, 2003 Series B			637,267				4,740,290	5,377,557
Refunding Revenue Bonds, 2005 Series A			182,478					182,478
Drinking Water Revenue Bonds, 2006 Series A			361,458				4,366,505	4,727,963
Drinking Water Revenue Bonds, 2006 Series B			6,041,375				12,850,293	18,891,668
Drinking Water Revenue Bonds, 2008 Series A			3,221,228	5,967,082				9,188,310
Drinking Water Revenue Bonds, 2008 Series B			109,989	5,509,602				5,619,591
Federal Direct Loan Projects Pre-Construction Accounts								—
Federal Direct Loan Project, Accounts			10,917,089					10,917,089
Drinking Water Funding Account		509,170						509,170
Drinking Water State Match Holding Account		6,578,116						6,578,116
State Direct Loan Surplus Matching Account			85,635					85,635
State Direct Loan Reloan Account			895,082					895,082
State Direct Loan Administrative Fee Account			54,656					54,656
Federal Direct Loan Surplus Matching Account			815,234					815,234
DWRF Reloan Account			6,449,950					6,449,950
DWRF Administrative Fee Account			4,854,836					4,854,836
Subtotal – Drinking Water Revolving Fund		7,087,286	48,916,376	11,476,684	—	—	52,525,663	120,006,009
Colorado Water Resources and Power Development Authority – total cash and investments	\$ 369,899	\$ 67,799,555	\$ 160,728,004	\$ 23,380,484	\$ 6,786,984	\$ 2,855,185	\$ 200,991,755	\$ 462,911,866

**Colorado Water Resources
and Power Development Authority**
(A Component Unit of the State of Colorado)
Schedule of Cash, Cash Equivalents and Investments Held by Trustees – By Account Type
Year Ended December 31, 2009

	Rebate accounts	SWRP revenue or Debt service funds	Debt service reserve funds	Project accounts	DWRF and WPCRF matching accounts	Other accounts	Total cash and investments by bond issue
\$	\$	\$	\$	\$	\$	\$	\$
Water Operations Fund:							
Small Water Resources Projects Program Debt							
Service Reserve Fund		1,584,847	8,500,000				8,500,000
Small Water Resources Projects Bonded Funds							
Water Revenue Bonds Program	21,609	832,075	1,838,846	14,926,470			1,584,847
Animas-La Plata Account				1,355,337		1,049,661	17,619,000
Small Hydro Loan Program Project Accounts				4,799,998			1,049,661
Interim Loan Project Accounts							1,355,337
Authority Operating						58,942,211	4,799,998
Subtotal – Water Operations Fund	21,609	2,416,922	10,338,846	21,081,805		59,991,872	58,942,211
Water Pollution Control Revolving Fund:							
Clean Water Revenue Bonds, 1989 Series A		10			1,161,907		1,161,917
Clean Water Revenue Bonds, 1990 Series A		3			278,071		278,074
Clean Water Revenue Bonds, 1991 Series A		42			4,109,252		4,109,294
Clean Water Revenue Bonds, 1991 Series B	8,691				2,290,622		2,299,343
Clean Water Revenue Bonds, 1992 Series A		1,454			1,329,995		1,331,449
Clean Water Revenue Bonds, 1992 Series B		35			3,927,177		3,927,212
Clean Water Revenue Bonds, 1994 Series A	195,027	16			2,855,209		3,050,252
Clean Water Revenue Bonds, 1995 Series A	396,963	22			3,073,183		3,470,168
Clean Water Revenue Bonds, 1996 Series A	134,104	14,805			779,264		928,173
Refunding Revenue Bonds, 1996 Series A		596,545					596,545
Clean Water Revenue Bonds, 1997 Series A	256,021				4,543,823		4,799,844
Clean Water Revenue Bonds, 1998 Series A	183,987				5,515,187		5,699,174
Clean Water Revenue Bonds, 1998 Series B	141,917				4,696,749		4,838,666
Clean Water Revenue Bonds, 1999 Series A		40,607			6,259,026		6,299,633
Clean Water Revenue Bonds, 2000 Series A	613,308				6,523,380		7,138,688
Clean Water Revenue Bonds, 2001 Series A	832,513	435,338			17,673,678		18,941,529
Refunding Revenue Bonds, 2001 Series A		3,038,237					3,038,237
Clean Water Revenue Bonds, 2002 Series A	251,968	262,550			15,876,600		16,391,118
Clean Water Revenue Bonds, 2002 Series B	15,982				8,491,327		8,507,309
Clean Water Revenue Bonds, 2003 Series A	62,584	27		1,157	5,488,039		5,551,807
Clean Water Revenue Bonds, 2004 Series A	623,934	3		2,901	20,484,376		21,111,214
Refunding Revenue Bonds, 2004 Series A		693,117					693,117
Clean Water Revenue Bonds, 2005 Series A	246,017	497,685			16,688,290		17,431,992
Clean Water Revenue Bonds, 2005 Series B	102,392	8,570		8,118,987	7,474,114		15,704,063
Refunding Revenue Bonds, 2005 Series A and A2		2,023,406					2,023,406
Clean Water Revenue Bonds, 2006 Series A	589,294				9,032,847		9,622,141
Clean Water Revenue Bonds, 2006 Series B	330,323	35,630		1,431,016	4,384,051		6,181,020
Clean Water Revenue Bonds, 2007 Series A	725,065	475		3,325,873	15,413,573		16,139,113
Clean Water Revenue Bonds, 2008 Series A		9,869		13,265,149	3,874,463		7,210,205
Direct Loan Project Accounts						1,103,899	13,265,149
WPCRF State Match Holding Account						954,298	1,103,899
Direct Loan Surplus Matching Account						29,106,218	954,298
CWSRF Reloan Account						6,150,536	29,106,218
WPCRF Administrative Fee Account							6,150,536
Subtotal – Water Pollution Control Revolving Fund	5,750,697	7,617,869	—	26,145,083	172,226,203	37,314,951	249,054,803

**Colorado Water Resources
and Power Development Authority**
(A Component Unit of the State of Colorado)
Schedule of Cash, Cash Equivalents and Investments Held by Trustees – By Account Type (Continued)
Year Ended December 31, 2009

	Rebate accounts	SWRP revenue or Debt service funds	Debt service reserve funds	Project accounts	DWRF and WPCRF matching accounts	Other accounts	Total cash and investments by bond issue
Drinking Water Revolving Fund:							
Drinking Water Revenue Bonds, 1997 Series A	112,679	589,602			4,764,628		5,466,909
Drinking Water Revenue Bonds, 1998 Series A	81,403	453,539			3,906,090		4,441,032
Drinking Water Revenue Bonds, 1999 Series A	171,901	525,353			8,894,480		9,591,734
Drinking Water Revenue Bonds, 2000 Series A	620,015	287,684			11,120,173		12,027,872
Drinking Water Revenue Bonds, 2002 Series A	62,974				4,398,414		4,461,388
Drinking Water Revenue Bonds, 2003 Series A	12,546				8,857,193		8,869,739
Drinking Water Revenue Bonds, 2003 Series B	214,087	386,179			4,777,291		5,377,557
Refunding Revenue Bonds, 2005 Series A		182,478					182,478
Drinking Water Revenue Bonds, 2006 Series A	163,818	179,682			4,384,463		4,727,963
Drinking Water Revenue Bonds, 2006 Series B	733,053	4,959		4,348,229	13,805,427		18,891,668
Drinking Water Revenue Bonds, 2008 Series A		104,343		5,903,574	3,180,393		9,188,310
Drinking Water Revenue Bonds, 2008 Series B		167		232,433	5,386,991		5,619,591
Federal Direct Loan Projects Pre-Construction Accounts							—
Federal Direct Loan Project Accounts				10,917,089			10,917,089
Drinking Water Funding Account						509,170	509,170
Drinking Water State Match Holding Account						6,578,116	6,578,116
State Direct Loan Surplus Matching Account						85,635	85,635
State Direct Loan Reloan Account						895,082	895,082
State Direct Loan Administrative Fee Account						54,656	54,656
Federal Direct Loan Surplus Matching Account						815,234	815,234
DWRF Reloan Account						6,449,950	6,449,950
DWRF Administrative Fee Account						4,854,836	4,854,836
Subtotal – Drinking Water Revolving Fund	2,172,476	2,713,986	—	21,401,325	73,475,543	20,242,679	120,006,009
Colorado Water Resources and Power Development Authority – total cash and investments	\$ 7,944,782	\$ 12,748,777	\$ 10,338,846	\$ 68,628,213	\$ 245,701,746	\$ 117,549,502	\$ 462,911,866

**Independent Accountants' Report on Internal Control Over
Financial Reporting and on Compliance and Other Matters Based on an
Audit of the Financial Statements Performed in Accordance with
*Government Auditing Standards***

Board of Directors
Colorado Water Resources and
Power Development Authority
Denver, Colorado

We have audited the financial statements of each major fund of Colorado Water Resources and Power Development Authority (the Authority), a component unit of the State of Colorado, as of and for the year ended December 31, 2009, which collectively comprise its basic financial statements and have issued our report thereon dated April 12, 2010. We conducted our audit in accordance with auditing standards generally accepted in the United States of America and the standards applicable to financial audits contained in *Government Auditing Standards*, issued by the Comptroller General of the United States.

Internal Control Over Financial Reporting

In planning and performing our audit, we considered the Authority's internal control over financial reporting (internal control) as a basis for designing our auditing procedures for the purpose of expressing our opinions on the financial statements, but not for the purpose of expressing an opinion on the effectiveness of the Authority's internal control. Accordingly, we do not express an opinion on the effectiveness of the Authority's internal control.

A deficiency in internal control exists when the design or operation of a control does not allow management or employees, in the normal course of performing their assigned functions, to prevent, or detect and correct misstatements on a timely basis. A material weakness is a deficiency, or a combination of deficiencies, in internal control such that there is a reasonable possibility that a material misstatement of the Authority's financial statements will not be prevented, or detected and corrected on a timely basis.

Our consideration of internal control was for the limited purpose described in the first paragraph of this section and would not necessarily identify all deficiencies in internal control that might be deficiencies, significant deficiencies, or material weaknesses. We did not identify any deficiencies in internal control that we consider to be material weaknesses as defined above.

Board of Directors
Colorado Water Resources and
Power Development Authority

Compliance and Other Matters

As part of obtaining reasonable assurance about whether the Authority's financial statements are free of material misstatement, we performed tests of its compliance with certain provisions of laws, regulations, contracts and grant agreements, noncompliance with which could have a direct and material effect on the determination of financial statement amounts. However, providing an opinion on compliance with those provisions was not an objective of our audit and, accordingly, we do not express such an opinion. The results of our tests disclosed no instances of noncompliance or other matters that are required to be reported under *Government Auditing Standards*.

This report is intended solely for the information and use of the Board of Directors, management and others within the Authority and federal awarding agencies and is not intended to be and should not be used by anyone other than these specified parties.

BKD, LLP

April 12, 2010

**Independent Accountants' Report on Compliance With Requirements
Applicable to Each Major Program and on Internal Control
Over Compliance in Accordance With OMB Circular A-133**

Board of Directors
Colorado Water Resources and
Power Development Authority
Denver, Colorado

Compliance

We have audited the compliance of Colorado Water Resources and Power Development Authority (the Authority), a component unit of the State of Colorado, with the types of compliance requirements described in the U.S. Office of Management and Budget (OMB) *Circular A-133 Compliance Supplement* that are applicable to each of its major federal programs for the year ended December 31, 2009. The Authority's major federal programs are identified in the summary of auditor's results section of the accompanying schedule of findings and questioned costs. Compliance with the requirements of laws, regulations, contracts and grants applicable to each of its major federal programs is the responsibility of the Authority's management. Our responsibility is to express an opinion on the Authority's compliance based on our audit.

We conducted our audit of compliance in accordance with auditing standards generally accepted in the United States of America; the standards applicable to financial audits contained in *Government Auditing Standards*, issued by the Comptroller General of the United States; and OMB Circular A-133, *Audits of States, Local Governments, and Non-Profit Organizations*. Those standards and OMB Circular A-133 require that we plan and perform the audit to obtain reasonable assurance about whether noncompliance with the types of compliance requirements referred to above that could have a direct and material effect on a major federal program occurred. An audit includes examining, on a test basis, evidence about the Authority's compliance with those requirements and performing such other procedures as we considered necessary in the circumstances. We believe that our audit provides a reasonable basis for our opinion. Our audit does not provide a legal determination on the Authority's compliance with those requirements.

In our opinion, the Authority complied, in all material respects, with the requirements referred to above that are applicable to each of its major federal programs for the year ended December 31, 2009. However, the results of our auditing procedures disclosed an instance of noncompliance with those requirements, which is required to be reported in accordance with OMB Circular A-133 and which is described in the accompanying schedule of findings and questioned costs as item 09-01.

Internal Control Over Compliance

Management of the Authority is responsible for establishing and maintaining effective internal control over compliance with the requirements of laws, regulations, contracts and grants applicable to federal programs. In planning and performing our audit, we considered the Authority's internal control over compliance with the requirements that could have a direct and material effect on a major federal program in order to determine our auditing procedures for the purpose of expressing our opinion on compliance and to test and report on internal control over compliance in accordance with OMB Circular A-133, but not for the purpose of expressing an opinion on the effectiveness of internal control over compliance. Accordingly, we do not express an opinion on the effectiveness of the Authority's internal control over compliance.

A deficiency in internal control over compliance exists when the design or operation of a control over compliance does not allow management or employees, in the normal course of performing their assigned functions, to prevent, or detect and correct, noncompliance with a type of compliance requirement of a federal program on a timely basis. A material weakness in internal control over compliance is a deficiency, or combination of deficiencies, in internal control over compliance, such that there is a reasonable possibility that material noncompliance with a type of compliance requirement of a federal program will not be prevented, or detected and corrected, on a timely basis.

Our consideration of internal control over compliance was for the limited purpose described in the first paragraph of this section and was not designed to identify all deficiencies in internal control over compliance that might be deficiencies, significant deficiencies, or material weaknesses. We did not identify any deficiencies in internal control over compliance that we consider to be material weaknesses, as defined above. However, we identified a deficiency in internal control over compliance that we consider to be a significant deficiency as described in the accompanying schedule of findings and questioned costs as item 09-01. A significant deficiency in internal control over compliance is a deficiency, or a combination of deficiencies, in internal control over compliance with a type of compliance requirement of a federal program that is less severe than a material weakness in internal control over compliance, yet important enough to merit attention by those charged with governance.

The Authority's response to the finding identified in our audit is described in the accompanying schedule of findings and questioned costs. We did not audit the Authority's response and, accordingly, we express no opinion on it.

This report is intended solely for the information and use of the Board of Directors, management, others within the entity and federal awarding agencies and is not intended to be and should not be used by anyone other than these specified parties.

BKD, LLP

April 12, 2010

**Colorado Water Resources
and Power Development Authority**
(A Component Unit of the State of Colorado)
Schedule of Expenditures of Federal Awards
Year Ended December 31, 2009

Grantor program title	Federal grant number	Federal CFDA number	Grant award	Accrued January 1, 2009	Receipts	Expenditures	Accrued December 31, 2009
U.S. Environmental Protection Agency:							
Capitalization Grants for Clean Water							
State Revolving Funds:							
Base Program							
2007 Grant		66.458	\$ 8,547,900	\$ 73,294	\$ 8,023,258	\$ 7,949,964	\$ —
2008 Grant		66.458	5,399,100	—	3,069,100	3,069,100	—
2009 Grant		66.458	5,398,200	—	—	—	—
2009 Grant - ARRA	2W-97880801	66.458	31,347,700	—	5,079,255	5,232,233	152,978
Total federal awards - WPCRF				73,294	16,171,613	16,251,297	152,978
Capitalization Grants for Drinking							
Water State Revolving Funds:							
2003 Grant		66.468	6,576,333	70,700	118,907	48,207	—
2004 Grant		66.468	13,737,700	221,574	616,722	420,294	25,146
2005 Grant		66.468	13,708,600	18,184	502,399	589,079	104,864
2006 Grant		66.468	14,497,300	318,723	10,475,932	10,274,009	116,800
2007 Grant		66.468	14,497,000	364,970	2,728,878	2,363,908	—
2008 Grant		66.468	14,350,000	236,049	2,015,346	2,263,785	484,488
2009 Grant		66.468	14,350,000	—	996	364,299	363,303
2009 Grant - ARRA	2F-97881401	66.468	34,352,000	—	5,183,368	5,392,039	208,671
Total federal awards - DWRP				1,230,200	21,642,548	21,715,620	1,303,272
Total federal awards				\$ 1,303,494	\$ 37,814,161	\$ 37,966,917	\$ 1,456,250

See accompanying notes to schedule of expenditures of federal awards.

**Colorado Water Resources
and Power Development Authority**
(A Component Unit of the State of Colorado)
Notes to Schedule of Expenditures of Federal Awards
Year Ended December 31, 2009

Note 1: Basis of Presentation

This schedule includes the federal awards of Colorado Water Resources and Power Development Authority, a component unit of the State of Colorado, and is presented on the accrual basis of accounting. The information in this schedule is presented in accordance with the requirements of OMB Circular A-133, *Audits of States, Local Governments, and Non-Profit Organizations*. Therefore, some amounts presented in this schedule may differ from amounts presented in, or used in the preparation of, the basic financial statements.

**Colorado Water Resources
and Power Development Authority**

(A Component Unit of the State of Colorado)

Notes to Schedule of Expenditures of Federal Awards (Continued)

Year Ended December 31, 2009

Note 2: Subrecipients

Of the federal expenditures presented in the Schedule of Expenditures of Federal Awards, 94% of the Capitalization Grants for Clean Water State Revolving Funds (WPCRF) and 73% of the Capitalization Grants for Drinking Water State Revolving Funds (DWRP) were provided to subrecipients as follows:

	Federal grants Provided to Subrecipients
Water Pollution Control Revolving Fund Projects:	
Base Program	
Cherokee Metropolitan District	\$ 2,213,406
Eagle, Town of	978,047
Elizabeth, Town of	1,333,296
Glendale, City of	819,237
Granby Sanitation District	120,869
Milliken, Town of	77,627
New Castle, Town of	2,584,082
Rifle, City of	2,819,403
Total Base Program	10,945,967
ARRA Grant	
Bayfield, Town of	174,560
Erie, Town of	379,053
Fremont Sanitation District	365,826
Georgetown, Town of	708,547
Gunnison County	132,767
Monument Sanitation District	641,901
Pagosa Area Water and Sanitation District	519,583
Pueblo, City of	237,353
Red Cliff, Town of	266,295
Rye, Town of	374,063
Widefield Water and Sanitation District	537,369
Total ARRA	4,337,317
Total WPCRF	\$ 15,283,284

Colorado Water Resources and Power Development Authority

(A Component Unit of the State of Colorado)

Notes to Schedule of Expenditures of Federal Awards (Continued)

Year Ended December 31, 2009

	<u>Federal grants Provided to Subrecipients</u>
Drinking Water Revolving Fund Projects:	
Base Program	
Arapahoe County Water and Sanitation District	\$ 3,790,184
Cottonwood Water and Sanitation District	2,143,248
Estes Park, Town of	2,127,327
Fountain Valley Authority	13,341
Lyons, Town of	19,802
Pagosa Area Water and Sanitation District	143,340
Project 7 Water Authority	3,116,618
Total Base Program	<u>11,353,860</u>
ARRA Grant	
Arabian Acres Metropolitan District	117,739
Blanca, Town of	50,000
Cheyenne Wells, Town of	656,917
Colorado City Metropolitan District	459,586
Divide MPC Metropolitan District #1	60,515
Fraser, Town of	177,871
Georgetown, Town of	265,250
Hi-Land Acres Water and Sanitation District	226,738
Hot Sulphur Springs, Town of	783,624
Kit Carson, Town of	51,566
Kremmling, Town of	354,871
La Junta, City of	548,354
Norwood Water Commission, Town of	117,188
Rocky Ford, City of	115,413
Seibert, Town of	579,761
Total ARRA	<u>4,565,393</u>
Total DWRP	<u>\$ 15,919,253</u>

**Colorado Water Resources
and Power Development Authority**

(A Component Unit of the State of Colorado)

Notes to Schedule of Expenditures of Federal Awards (Continued)

Year Ended December 31, 2009

Note 3: Set Asides

For the year ended December 31, 2009, the following DWRF grant amounts were used for the set aside programs:

DWRF program year:	<u>Set aside amount</u>
2003	\$ 48,206
2004	420,294
2005	589,079
2006	116,800
2007	1,167,257
2008	2,263,786
2009	364,299
2009-ARRA	826,646
Total	\$ <u><u>5,796,367</u></u>

**Colorado Water Resources
and Power Development Authority**
(A Component Unit of the State of Colorado)
Schedule of Findings and Questioned Costs
Year Ended December 31, 2009

Summary of Auditor's Results

The opinion(s) expressed in the independent accountants' report was (were):

Unqualified Qualified Adverse Disclaimed

1. The independent accountants' report on internal control over financial reporting described:

Significant deficiency(ies) noted considered material weakness(es)? Yes No

Significant deficiency(ies) noted that are not considered to be a material weakness? Yes No

2. Noncompliance considered material to the financial statements was disclosed by the audit? Yes No

4. The independent accountants' report on internal control over compliance with requirements applicable to major federal awards programs described:

Significant deficiency(ies) noted considered material weakness(es)? Yes No

Significant deficiency(ies) noted that are not considered to be a material weakness? Yes No

5. The opinion(s) expressed in the independent accountants' report on compliance with requirements applicable to major federal awards was (were):

Unqualified Qualified Adverse Disclaimed

6. The audit disclosed findings required to be reported by OMB Circular A-133? Yes No

**Colorado Water Resources
and Power Development Authority**
(A Component Unit of the State of Colorado)
Schedule of Findings and Questioned Costs (Continued)
Year Ended December 31, 2009

7. The Authority's major programs were:

Cluster/Program	CFDA Number
Capitalization Grants for Clean Water State Revolving Funds	66.458
Capitalization Grants for Drinking Water State Revolving Funds	66.468

8. The threshold used to distinguish between Type A and Type B programs as those terms are defined in OMB Circular A-133 was \$1,139,008.

9. The Organization qualified as a low-risk auditee as that term is defined in OMB Circular A-133?

Yes

No

**Colorado Water Resources
and Power Development Authority**
(A Component Unit of the State of Colorado)
Schedule of Findings and Questioned Costs (Continued)
Year Ended December 31, 2009

Findings Required to be Reported by *Government Auditing Standards*

Reference Number	Finding	Questioned Costs
	No matters are reportable	

Findings Required to be Reported by OMB Circular A-133

Reference Number	Finding	Questioned Costs
09-01	<p>Finding: Subrecipient Monitoring</p> <p>CFDA# 66.458 –ARRA - Capitalization Grants for Clean Water State Revolving Funds, U.S. Environmental Protection Agency</p> <p>CFDA# 66.468 – ARRA - Capitalization Grants for Drinking Water State Revolving Funds, U.S. Environmental Protection Agency</p> <p>Criteria: Section 1512(h), American Recovery and Reinvestment Act (ARRA), and 2 CFR 176.50(c), requires pass-through entities to identify to first-tier subrecipients the requirement to register in the Central Contractor Registration (CCR), including obtaining a Dun and Bradstreet Universal Numbering System (DUNS) number, and maintain the currency of that information. Pass-through entities should determine that subrecipients have current CCR registrations prior to making the subaward and should perform periodic checks to ensure that subrecipients are updating information, as necessary.</p> <p>Condition: All subrecipients tested had valid CCR certifications on file, however, there was no documentation to support that the CCR registration was checked prior to the subaward being made.</p>	None

**Colorado Water Resources
and Power Development Authority**
(A Component Unit of the State of Colorado)
Schedule of Findings and Questioned Costs (Continued)
Year Ended December 31, 2009

Reference Number	Finding	Questioned Costs
	<p>Context: We tested 3 out of 12 subrecipients receiving ARRA subawards under the Capitalization Grants for Clean Water State Revolving Funds program and 5 out of 24 subrecipients receiving ARRA subawards under the Capitalization Grants for Drinking Water State Revolving Funds program. ARRA grants passed through to subrecipients totaled \$4,337,317 and \$4,565,393 in the Capitalization Grants for Clean Water State Revolving funds and Capitalization Grants for Drinking Water State Revolving Funds, respectively.</p> <p>Effect: By not verifying whether subrecipients have received their CCR registration, the Authority may not be able to properly complete the 1512 reporting and could potentially not be in compliance with additional requirements of ARRA.</p> <p>Cause: The Authority was not aware of their responsibility to verify CCR registration prior to making subawards.</p> <p>Recommendation: We recommend the Authority implement policies and procedures to ensure all subrecipients who receive ARRA subawards have a valid CCR registration prior to the subaward being made.</p> <p>Views of responsible officials and planned corrective actions: Agree. Responsible party: Executive Director of the Authority Implementation date: April 1, 2010 Management's comments: The Authority concurs that the terms of the American Recovery and Reinvestment Act of 2009 (ARRA) require subrecipients to register with the Central Contractor Registration (CCR) prior to receiving a subaward (loan execution). In addition to several new federal requirements associated with ARRA, the Authority also had to comply with the State of Colorado's accelerated time line of September 30, 2009, for committing 100% of the ARRA subawards. The Authority and the Water Quality Control Division (WQCD) Financial Solutions Unit were unaware of the subrecipient CCR requirement until the EPA provided its ARRA training manual on September 18, 2009. By this date, a majority of the subawards had been executed. After the requirement was known, all subrecipients registered with the CCR before year-end.</p>	


**Colorado Water Resources
and Power Development Authority**
(A Component Unit of the State of Colorado)
Schedule of Findings and Questioned Costs (Continued)
Year Ended December 31, 2009

Reference Number	Finding	Questioned Costs
	<p>Corrective action planned: As soon as the CCR requirement for the 2009 ARRA grant was known, the WQCD notified all subrecipients and as of December 31, 2009, all subrecipients had complied. Beginning April 1, 2010, the Executive Director of the Authority, the Financial Solutions Unit Manager of the WQCD, and the Local Utility Management Program Manager of the Division of Local Government will verify that all programmatic guidance and conditions for future grants have been finalized and appropriate procedures are in place before any subawards are executed.</p>	

**Colorado Water Resources
and Power Development Authority**
(A Component Unit of the State of Colorado)
Summary Schedule of Prior Audit Findings
Year Ended December 31, 2009

Reference Number	Summary of Finding	Status
-----------------------------	---------------------------	---------------

No matters are reportable



Attachment 4

Authority Board Resolutions No. 09-15 and No. 09-16

**COLORADO WATER RESOURCES
and
POWER DEVELOPMENT AUTHORITY**

RESOLUTION NO. 09-15

**APPROVING AND RATIFYING THE DRINKING WATER
REVOLVING FUND CAPITALIZATION GRANT AWARD
FOR FISCAL YEAR 2009 BETWEEN THE
COLORADO WATER RESOURCES AND POWER DEVELOPMENT AUTHORITY AND
THE ENVIRONMENTAL PROTECTION AGENCY
AND PROVIDING FOR THE
COMMITMENT AND DEPOSIT OF FUNDS TO COMPRISE THE STATE MATCH**

WHEREAS, Title I of the Safe Drinking Water Act Amendments of 1996 (the "Act") set up a new system to provide funding assistance for improvements to drinking water systems, in the form of state revolving funds that are capitalized by federal grants and by state matching funds, and used to provide loans and other financial assistance for eligible projects; and

WHEREAS, C.R.S. §37-95-107.8 established the Drinking Water Revolving Fund administered by the Authority in accordance with and for the purposes set forth in Title I of the Act; and

WHEREAS, C.R.S. §37-95-107.8 authorizes the Authority on behalf of the State with the written approval of the Colorado Department of Public Health and Environment to enter into such agreements with the United States as may be necessary to comply with the provisions of the Act and as otherwise may be required to provide for the capitalization of the Drinking Water Revolving Fund from federal grant money; and

WHEREAS, the United States Environmental Protection Agency ("EPA") and the Authority have negotiated an Operating Agreement for operation of the Drinking Water Revolving Fund, and the EPA, pursuant to said Operating Agreement, and in accordance with all conditions set forth therein, proposes to award a capitalization grant to the Authority, on behalf of the State, in the amount of \$14,350,000 for Fiscal Year 2009 for capitalization of the Drinking Water Revolving Fund, on the condition that the Authority deposits state matching funds (the "State Match") in the amount of \$2,870,000 as required by 40 CFR 3550(g)(2), into a State Match Account for the revolving fund; and

WHEREAS, a letter will need to be received from the Colorado Department of Public Health and Environment approving the Capitalization Grant Award for the Fiscal Year 2009 prior to the Authority executing said Award.

NOW, THEREFORE, BE IT RESOLVED:


1. The Board of Directors of the Colorado Water Resources and Power Development Authority, on behalf of the State of Colorado, approves and ratifies the Fiscal Year 2009 Capitalization Grant between the Authority and the United States Environmental Protection Agency

in the amount of \$14,350,000 for capitalization of the Drinking Water Revolving Fund, and directs, confirms, and approves the execution of said Capitalization Grant by the Executive Director on behalf of the Authority upon receipt of a letter approving the 2009 Capitalization Grant Award from the Colorado Department of Public Health and Environment.


2. In accordance with Resolution No. 04-34, at such time as the Executive Director has executed the Capitalization Grant, the Authority shall deposit into the Drinking Water Revolving Fund State Match Account the sum of \$2,870,000, representing the 20% State Match requirement for the 2009 Fiscal Year Capitalization Grant.

CERTIFICATE

The undersigned officers of the Board of Directors of the Colorado Water Resources and Power Development Authority do hereby certify that the above Resolution No. 09-15 was adopted by the Colorado Water Resources and Power Development Authority at a regular meeting of the Board of Directors with a quorum present in Denver, Colorado on April 24, 2009.



Vice Chair



Secretary

ATTEST

**COLORADO WATER RESOURCES
and
POWER DEVELOPMENT AUTHORITY**

RESOLUTION NO. 09-16

**APPROVING AND RATIFYING THE DRINKING WATER REVOLVING FUND
AMERICAN REINVESTMENT AND RECOVERY ACT OF 2009 ("ARRA")
GRANT AWARD BETWEEN THE
COLORADO WATER RESOURCES AND POWER DEVELOPMENT AUTHORITY AND
THE ENVIRONMENTAL PROTECTION AGENCY**

WHEREAS, Title I of the Safe Drinking Water Act Amendments of 1996 (the "Act") set up a new system to provide funding assistance for improvements to drinking water systems, in the form of state revolving funds that are capitalized by federal grants and by state matching funds, and used to provide loans and other financial assistance for eligible projects; and

WHEREAS, the American Recovery and Reinvestment Act of 2009 ("ARRA") provides for additional federal capitalization grant funding for such revolving funds; and

WHEREAS, C.R.S. §37-95-107.8 established the Drinking Water Revolving Fund administered by the Authority in accordance with and for the purposes set forth in Title I of the Act; and

WHEREAS, C.R.S. §37-95-107.8 authorizes the Authority on behalf of the State with the written approval of the Colorado Department of Public Health and Environment to enter into such agreements with the United States as may be necessary to comply with the provisions of the Act and as otherwise may be required to provide for the capitalization of the Drinking Water Revolving Fund from federal grant money; and

WHEREAS, the United States Environmental Protection Agency ("EPA") and the Authority have negotiated an Operating Agreement for operation of the Drinking Water Revolving Fund, and the EPA, pursuant to said Operating Agreement, and in accordance with all conditions set forth therein, proposes to award a grant to the Authority, on behalf of the State, in the amount of \$34,352,000 for capitalization of the Drinking Water Revolving Fund pursuant to the ARRA ("ARRA DWRF Grant"); and

WHEREAS, prior to executing the ARRA DWRF Grant award, the Authority will require a letter of approval from the Colorado Department of Public Health and Environment.

NOW, THEREFORE, BE IT RESOLVED:

1. The Board of Directors of the Colorado Water Resources and Power Development Authority, on behalf of the State of Colorado, approves and ratifies the ARRA DWRF Grant between the Authority and the United States Environmental Protection Agency in the amount of \$34,352,000 for capitalization of the Drinking Water Revolving Fund, and directs, confirms, and

approves the execution of said ARRA DWRP Grant by the Executive Director on behalf of the Authority upon receipt of a letter approving the ARRA DWRP Grant Award from the Colorado Department of Public Health and Environment.

CERTIFICATE

The undersigned officers of the Board of Directors of the Colorado Water Resources and Power Development Authority do hereby certify that the above Resolution No. 09-16 was adopted by the Colorado Water Resources and Power Development Authority at a regular meeting of the Board of Directors with a quorum present in Denver, Colorado on April 24, 2009.

[Handwritten Signature]
Vice Chair

[Handwritten Signature]
Secretary

ATTEST