

# Colorado Department of Corrections

## Colorado Correctional Alternative Program (Bootcamp Program)



Bill Ritter, Jr.  
Governor

For more information contact:  
Office of Planning & Analysis  
Office (719) 226-4372

E-mail address: [kristi.rosten@doc.state.co.us](mailto:kristi.rosten@doc.state.co.us)



Aristedes W. Zavaras  
Executive Director

BULLETIN OPA 08-21

STATISTICAL BULLETIN

June 2, 2008

### Office of Planning and Analysis

The Office of Planning and Analysis exists within the Department of Corrections to provide research, information and data analysis services. The office also monitors population projections, analyzes legislative impact studies, oversees the administrative regulations, and conducts program and system evaluations as directed by statute or executive priority.

### General Statistics, Reporting and Evaluation Unit

The General Statistics, Reporting and Evaluation Unit within the Office of Planning and Analysis analyzes data, evaluates programs and conducts research for internal management and external criminal justice use. This unit gathers, compiles and analyzes data for a multitude of agencies and purposes.

### About this Bulletin

This publication is intended to provide an overview of statistical information and findings generated by this unit. Dissemination of this information to staff and other interested individuals will be provided through this periodical publication. Publications are also available on the Internet at: <http://www.doc.state.co.us>

## ~ CCAP Program Overview ~

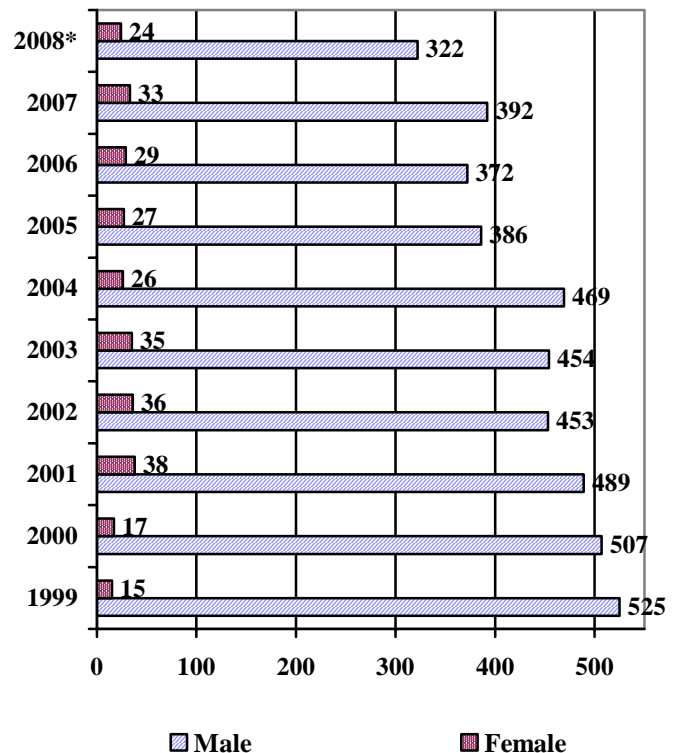
The Colorado Correctional Alternative Program (CCAP), established through legislation passed in 1990, is a regimented inmate training program for nonviolent offenders thirty years of age or younger. This 90-day program includes:

- A military-styled intensive physical training and discipline program
- An educational and vocational assessment and training program emphasizing job seeking skills
- A health education program
- A drug and alcohol education and treatment program structured as an integral part of the entire regimented program

Upon completion of the program offenders are referred to the sentencing court for a possible reduction of sentence pursuant to rule 35b of the Colorado rules of criminal procedure. Offenders successfully completing the regimented inmate training program within 28 months of parole eligibility are immediately eligible for placement in a community corrections program.

A total of 7,875 offenders have been placed in CCAP through March 31, 2008; 7,463 males and 412 females.

CCAP Placements  
Fiscal Years 1999 - 2008\*



## ~ CCAP Graduations and Terminations ~

- 5,172 offenders have graduated from CCAP as of March 31, 2008; 4,964 males and 208 females.
- 2,570 offenders have been terminated from the program for medical, mental health, physical or attitude problems; 2,377 males and 193 females.
- 957 offenders completed G.E.D. while in CCAP.

### CCAP Graduations and Terminations by Fiscal Year of Placement <sup>(1)</sup>

Fiscal Year <sup>(1)</sup>	Male			Female			Total		
	Graduated	Terminated	Total	Graduated	Terminated	Total	Graduated	Terminated	Total
2008 <sup>(2)</sup>	138	61	199	9	4	13	147	65	212
2007	303	89	392	20	13	33	323	102	425
2006	280	92	372	12	17	29	292	109	401
2005	270	116	386	18	9	27	288	125	413
2004	329	140	469	11	15	26	340	155	495
2003	308	146	454	18	17	35	326	163	489
2002	299	154	453	18	18	36	317	172	489
2001	340	149	489	18	20	38	358	169	527
2000	325	182	507	9	8	17	334	190	524
1999	303	222	525	8	7	15	311	229	540
1998	303	184	487	5	5	10	308	189	497
1997	264	150	414	11	8	19	275	158	433
1996	304	153	457	7	6	13	311	159	470
1995	262	136	398	14	14	28	276	150	426
1994	300	131	431	13	8	21	313	139	452
1993	302	120	422	11	13	24	313	133	446
1992	288	139	427	6	11	17	294	150	444
1991	46	13	59	0	0	0	46	13	59
<b>TOTAL</b>	<b>4,964</b>	<b>2,377</b>	<b>7,341</b>	<b>208</b>	<b>193</b>	<b>401</b>	<b>5,172</b>	<b>2,570</b>	<b>7,742</b>

<sup>(1)</sup> Fiscal Year is year of placement (not termination) – differs from previous reporting

<sup>(2)</sup> Fiscal year 2008 is through March 31, 2008 only.

## ~ CCAP Releases ~

- 4,758 CCAP graduates have been released through March 31, 2008; 4,570 males and 188 females
- 414 graduates are still incarcerated including:
  - 82 in Community Corrections Centers
  - 52 in Intensive Supervision Placement

CCAP Graduates by Type of Release			
Release Type	Male	Female	Total
Parole:			
Discretionary*	1,695	90	1,785
Mandatory*	785	22	807
	2,480	112	2,592
Court Order Discharge	1,070	42	1,112
Release to Probation	914	31	945
Appeal Bond	2	0	2
Sentence Discharge	100	3	103
Deceased	4	0	4
<b>Total</b>	<b>4,570</b>	<b>188</b>	<b>4,758</b>

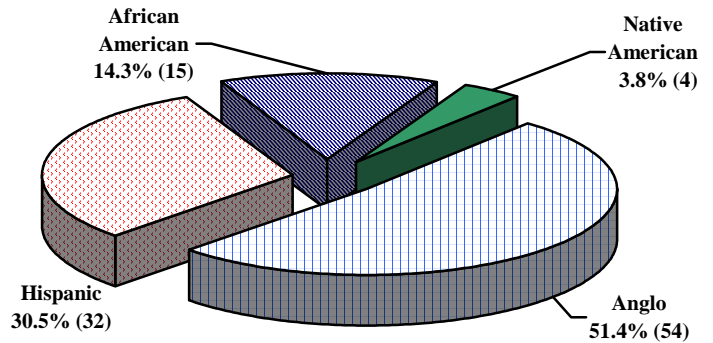
\* Beginning Dec. 2005, mandatory releases scheduled for weekend release become discretionary when released early.

# ~ CCAP Population on December 31, 2007 ~

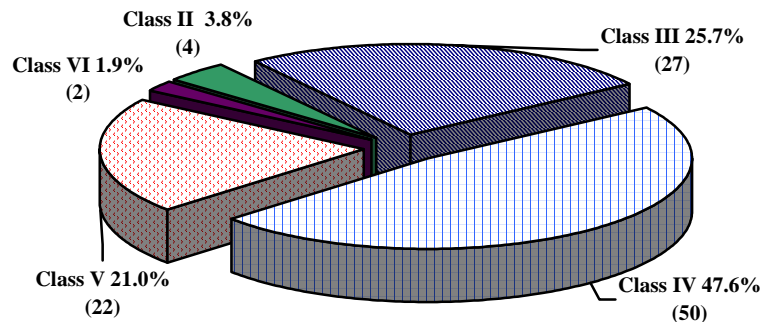
## Population Highlights

- ◆ The population consists of 105 offenders: 101 males and 4 females.
- ◆ 47.6% of offenders are in CCAP for a Class IV felony.
- ◆ Among the current population, El Paso County has sentenced 16 of the 105 offenders, representing the highest number of commitments by county.
- ◆ The mean age is 24.8 years.
- ◆ Anglo offenders constitute 51.4% of the current population; the largest ethnic group in CCAP.
- ◆ The most serious crime of drug abuse comprised 26.6%

Population by Ethnicity



Population by Felony Class

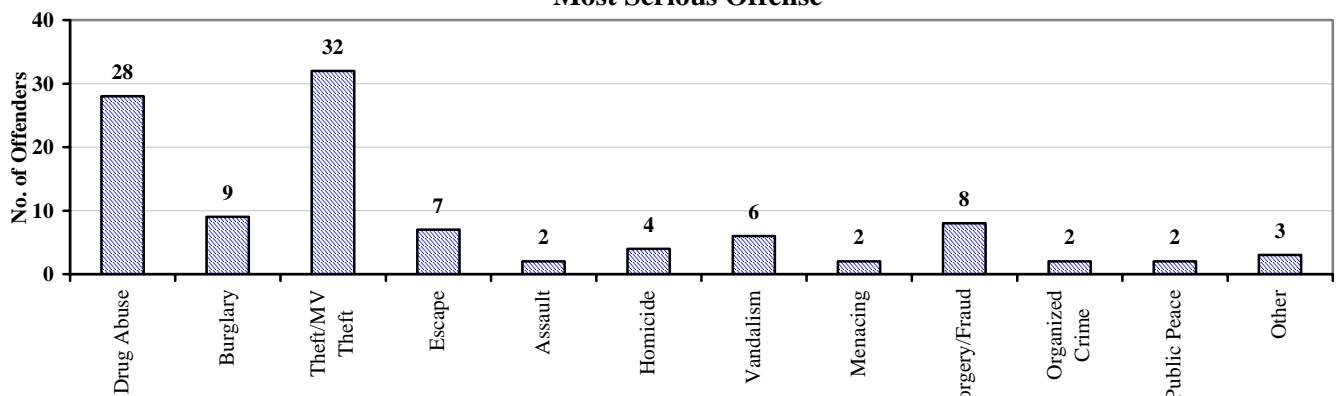


County of Commitment		
County	No. of Offenders	% of Total
Adams	8	7.6%
Arapahoe	9	8.6%
Boulder	2	1.9%
Denver	15	14.3%
El Paso	16	15.2%
Jefferson	8	7.6%
Larimer	9	8.6%
Mesa	7	6.7%
Pueblo	0	0.0%
Weld	15	14.3%
Other	16	15.2%

Age Distribution



Most Serious Offense



\* The average sentence is 5.7 years. The sentence range 1 year – 32 years

## ~ CCAP Return to Prison / Recidivism ~

A comparison population of first time incarcerated nonviolent offenders less than 31 years of age not participating in CCAP was selected to represent the CCAP "Eligible" offenders.

- Total CCAP graduates released to probation or court order discharged constituted 38.9% of the graduates released in 2004, compared to only 6.6% of non-CCAP nonviolent releases and 3.1% of CCAP terminations released.
- **50.7% of CCAP graduates released in 2004 returned to prison within 3 years compared to 57.3% of other nonviolent offenders and 60.9% of CCAP terminations.**

CALENDAR YEAR 2004 CCAP "Eligible" Releases								
Release Type	CCAP Graduates		CCAP Terminations		Non-CCAP Offenders		Total	
	#	% of Total	#	% of Total	#	% of Total	#	% of Total
Parole:								
Discretionary	83	27.1%	65	40.4%	286	26.0%	434	27.7%
Mandatory	101	33.0%	88	54.7%	735	66.7%	924	58.9%
<b>Total Parole</b>	<b>184</b>	<b>60.1%</b>	<b>153</b>	<b>95.0%</b>	<b>1021</b>	<b>92.6%</b>	<b>1,358</b>	<b>86.6%</b>
Court Order Discharge	62	20.3%	2	1.2%	16	1.5%	80	5.1%
Release to Probation	57	18.6%	3	1.9%	56	5.1%	116	7.4%
Appeal Bond	0	0.0%	0	0.0%	0	0.0%	0	0.0%
Sentence Discharge	3	1.0%	2	1.2%	7	0.6%	12	0.8%
Deceased	0	0.0%	1	0.6%	2	0.2%	3	0.2%
<b>Total</b>	<b>306</b>		<b>161</b>		<b>1,102</b>		<b>1,569</b>	

RETURNED TO PRISON WITHIN 3 YEARS (through CY 2007)								
Release Type	CCAP Graduates		CCAP Terminations		Non-CCAP Offenders		Total	
	#	% of Releases Returned	#	% of Releases Returned	#	% of Releases Returned	#	% of Releases Returned
Parole:								
Discretionary	37	44.6%	36	55.4%	142	49.7%	215	49.5%
Mandatory	54	53.5%	60	68.2%	465	63.3%	579	62.7%
<b>Total Parole</b>	<b>91</b>	<b>49.5%</b>	<b>96</b>	<b>62.7%</b>	<b>607</b>	<b>59.5%</b>	<b>794</b>	<b>58.5%</b>
Court Order Discharge	43	69.4%	1	50.0%	3	18.8%	47	58.8%
Release to Probation	20	35.1%	1	33.3%	20	35.7%	41	35.3%
Appeal Bond	0		0		0		0	
Sentence Discharge	1	33.3%	0	0.0%	1	14.3%	2	16.7%
<b>Total</b>	<b>155</b>	<b>50.7%</b>	<b>98</b>	<b>60.9%</b>	<b>631</b>	<b>57.3%</b>	<b>884</b>	<b>56.3%</b>