

Colorado Department of Corrections



Bill Owens
Governor

Colorado Correctional Alternative Program (Bootcamp Program)

For more information contact:
Office of Planning & Analysis
Office (719) 226-4374
E-mail address: kristi.rosten@doc.state.co.us



Joe Ortiz
Executive Director

BULLETIN OPA 04-5

STATISTICAL BULLETIN

February 10, 2004

Office of Planning and Analysis

The Office of Planning and Analysis exists within the Department of Corrections to provide research, information and data analysis services. The office also monitors population projections, analyzes legislative impact studies, oversees the administrative regulations, and conducts program and system evaluations as directed by statute or executive priority.

General Statistics, Reporting and Evaluation Unit

The General Statistics, Reporting and Evaluation Unit within the Office of Planning and Analysis analyzes data, evaluates programs and conducts research for internal management and external criminal justice use. This unit gathers, compiles and analyzes data for a multitude of agencies and purposes.

About this Bulletin

This publication is intended to provide an overview of statistical information and findings generated by this unit. Dissemination of this information to staff and other interested individuals will be provided through this periodical publication. Publications are also available on the Internet at: <http://www.doc.state.co.us/Statistics.statistics.htm>.

~ CCAP PROGRAM OVERVIEW ~

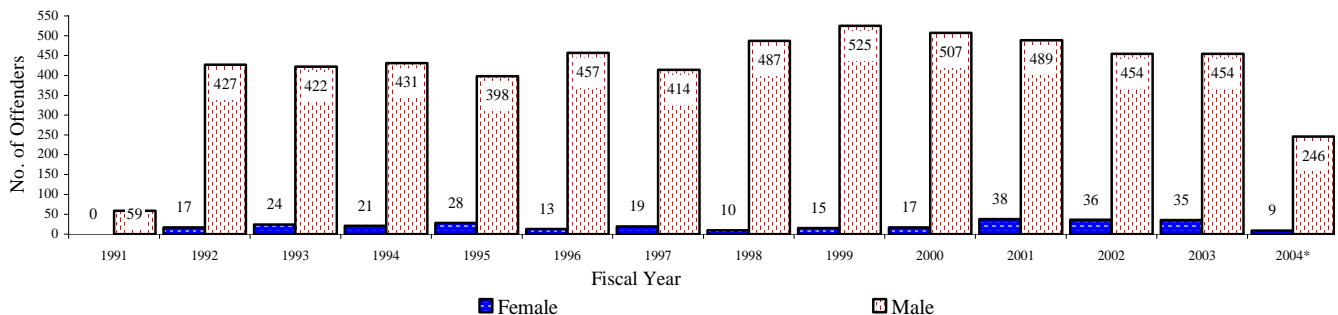
The Colorado Correctional Alternative Program (CCAP), established through legislation passed in 1990, is a regimented inmate training program for nonviolent offenders thirty years of age or younger. This 90-day program includes:

- A military-styled intensive physical training and discipline program
- An educational and vocational assessment and training program emphasizing job seeking skills
- A health education program
- A drug and alcohol education and treatment program structured as an integral part of the entire regimented program

Upon completion of the program offenders are referred to the sentencing court for a possible reduction of sentence pursuant to rule 35b of the Colorado rules of criminal procedure. Offenders successfully completing the regimented inmate training program within 28 months of parole eligibility are immediately eligible for placement in a community corrections program.

A total of 6,052 offenders have been placed in CCAP through December 31, 2003; 5,770 males and 282 females.

CCAP Placements through December 31, 2003



*Through 12/31/2003

~ CCAP Graduations and Terminations ~

- 3,874 offenders have graduated from CCAP as of December 31, 2004; 3,735 males and 139 females.
- 2,078 offenders have been terminated from the program for medical, mental health, physical or attitude problems; 1,941 males and 137 females.
- 675 offenders completed G.E.D. while in CCAP.

CCAP Graduations and Terminations by Fiscal Year									
Fiscal Year	Male			Female			Total		
	Graduated	Terminated	Total	Graduated	Terminated	Total	Graduated	Terminated	Total
1991		8	8					8	8
1992	285	130	415	3	10	13	288	140	428
1993	265	131	396	10	14	24	275	145	420
1994	346	132	478	15	8	23	361	140	501
1995	250	127	377	14	14	28	264	141	405
1996	302	158	460	8	5	13	310	163	473
1997	271	150	421	11	9	20	282	159	441
1998	295	179	474	4	4	8	299	183	482
1999	272	222	494	8	8	16	280	230	510
2000	350	184	534	8	7	15	358	191	549
2001	331	152	483	15	20	35	346	172	518
2002	320	151	471	20	19	39	340	170	510
2003	292	146	438	17	14	31	309	160	469
2004*	156	71	227	6	5	11	162	76	238
TOTAL	3,735	1,941	5,676	139	137	276	3,874	2,078	5,952

~ CCAP RELEASES ~

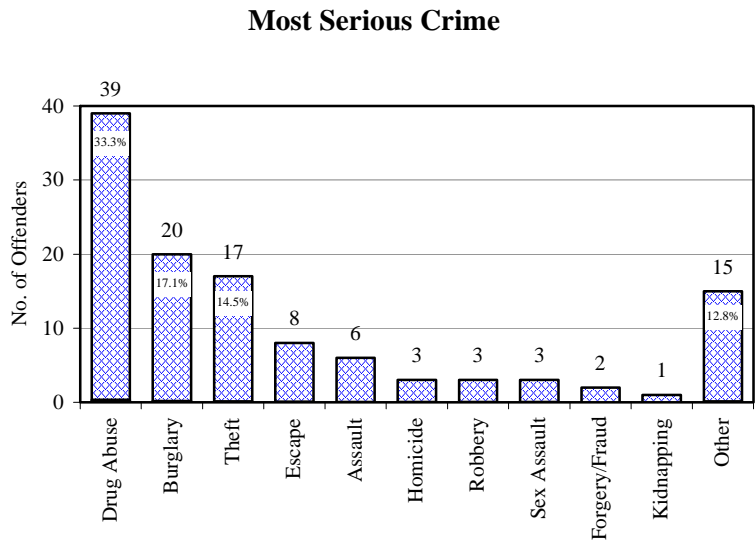
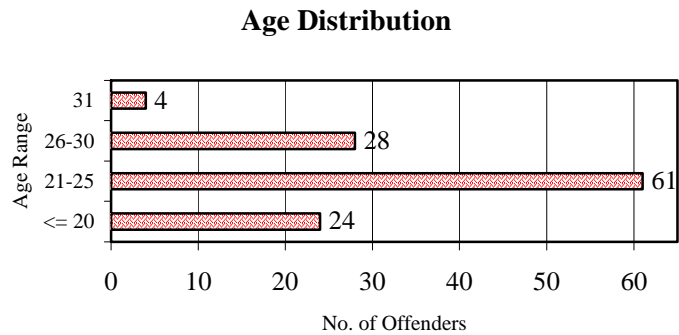

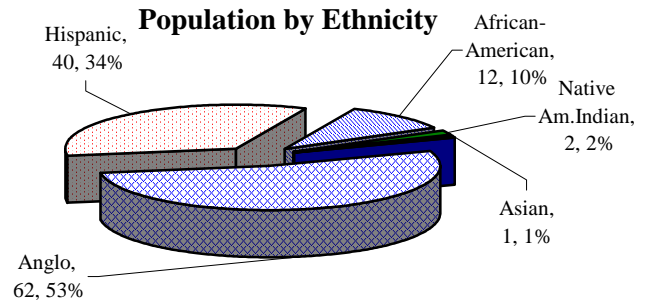
- 3,412 CCAP graduates have been released through December 31, 2003; 3,300 males and 112 females
- 462 are still incarcerated:
 - 85 Community Corrections Programs
 - 93 Minimum Security Facilities
- 225 (48.7%) participated in CCAP in FY 2003 or FY 2004.

CCAP Graduates by Type of Release			
Release Type	Male	Female	Total
Parole:			
Discretionary	1,215	53	1,268
Mandatory	468	11	479
	1,683	64	1,747
Court Order Discharge	820	24	844
Release to Probation	701	22	723
Appeal Bond	2		2
Sentence Discharge	90	2	92
Deceased	4		4
Total	3,300	112	3,412

~ CCAP POPULATION ON DECEMBER 31, 2003 ~

Population Highlights

- ◆ The population consists of 117 offenders: 112 males and 5 females.
- ◆ 52% of offenders are in CCAP for a Class IV felony.
- ◆ Among the current population, Jefferson County has sentenced 21 of the 117 offenders, representing the highest number of commitments by county.
- ◆ The mean age is 23 years.
- ◆ Anglo offenders constitute 53% of the current population; the largest ethnic group in CCAP.
- ◆ The most serious crime of drug abuse comprised 33.3%



* The average sentence is 5.3 years. The sentence range 1 year - 23 years.

COUNTY OF COMMITMENT		
COUNTY	NO. OF OFFENDERS	% OF TOTAL
Jefferson	21	17.9%
Denver	15	12.8%
Arapahoe	12	10.3%
Larimer	11	9.4%
El Paso	10	8.5%
Mesa	10	8.5%
Adams	8	6.8%
Boulder	8	6.8%
Weld	6	5.1%
Other	16	13.7%

~ CCAP RETURN TO PRISON / RECIDIVISM ~

A comparison population of nonviolent offenders less than 31 years of age not participating in CCAP was selected to represent the CCAP "Eligible" offenders.

- CCAP graduates released to probation or court order discharged constituted 34.8% of the total graduates released.
- Compared to only 6.8% of non-CCAP nonviolent releases.

FISCAL YEAR 2001-2003 CCAP "Eligible" Releases								
Release Type	CCAP Graduates		CCAP Terminations		Non-CCAP Offenders		Total	
	#	% of Total	#	% of Total	#	% of Total	#	% of Total
Parole:								
Discretionary	332	34.7%	332	36.9%	1514	34.2%	2,178	34.7%
Mandatory	272	28.4%	356	39.6%	2460	55.6%	3,088	49.2%
Total Parole	604	63.0%	688	76.4%	3974	89.8%	5,266	83.8%
Court Order Discharge	142	14.8%	11	1.2%	66	1.5%	219	3.5%
Release to Probation	191	19.9%	36	4.0%	235	5.3%	462	7.4%
Appeal Bond	1	0.1%	0	0.0%	0	0.0%	1	0.0%
Sentence Discharge	18	1.9%	163	18.1%	137	3.1%	318	5.1%
Deceased	2	0.2%	2	0.2%	12	0.3%	16	0.3%
Total	958		900		4,424		6,282	

RETURNED TO PRISON								
Release Type	CCAP Graduates		CCAP Terminations		Non-CCAP Offenders		Total	
	#	%	#	%	#	%	#	%
Parole:								
Discretionary	94	28.3%	177	53.3%	674	44.5%	945	43.4%
Mandatory	122	44.9%	235	66.0%	1454	59.1%	1,811	58.6%
Total Parole	216	35.8%	412	59.9%	2128	53.5%	2,756	52.3%
Court Order Discharge	63	44.4%	4	36.4%	27	40.9%	94	42.9%
Release to Probation	59	30.9%	16	44.4%	62	26.4%	137	29.7%
Appeal Bond	0		0		0		0	
Sentence Discharge	1	5.6%	41	25.2%	24	17.5%	66	20.8%
Total	339	35.4%	473	52.6%	2,241	50.7%	3,053	48.6%