



Colorado Department of Corrections

YOUTHFUL OFFENDER SYSTEM FISCAL YEAR 2007



Bill Ritter, Jr.
Governor

For more information contact:
Office of Planning & Analysis
Office (719) 226-4372
E-mail address: kristi.rosten@doc.state.co.us

Aristedes W. Zavaras
Executive Director

BULLETIN OPA 08-17

Statistical Bulletin

March 15, 2008

Office of Planning and Analysis

The Office of Planning and Analysis exists within the Department of Corrections to provide research, information and data analysis services. The office also monitors population projections, analyzes legislative impact studies, oversees the administrative regulations, and conducts program and system evaluations as directed by statute or executive priority.

General Statistics, Reporting and Evaluation Unit

The General Statistics, Reporting and Evaluation Unit within the Office of Planning and Analysis analyzes data, evaluates programs and conducts research for internal management and external criminal justice use. This unit gathers, compiles and analyzes data for a multitude of agencies and purposes.

About this Bulletin

This publication is intended to provide an overview of statistical information and findings generated by this unit. Dissemination of this information to staff and other interested individuals will be provided through this periodical publication. Publications are also available on the Internet at: <http://www.doc.state.co.us/Statistics.statistics.htm>.

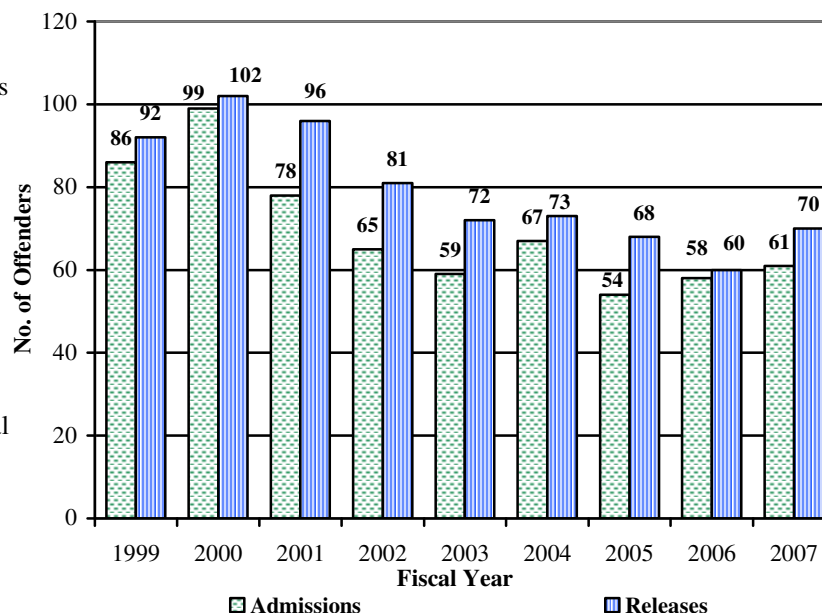
❖ PROGRAM OVERVIEW ❖

The Youthful Offender System (YOS), established through legislation passed in 1993, is a program designed for certain violent youthful offenders, operating under the jurisdiction of the Department of Corrections but separate from the adult prison system. Offenders receive a YOS sentence ranging from two to seven years, in addition to a suspended adult prison sentence. Discharge of the offender's adult sentence is contingent upon successful completion of YOS. If the YOS sentence is not completed, the adult sentence is reinstated and the offender is admitted to prison as an adult. YOS consists of four phases as defined in statute, which is summarized below.

IDO (Intake, Diagnostic and Orientation): Orientation to the expectations and phases of YOS. Lasts approximately four weeks and includes participation in a regimented military Style training and discipline.

◆ **PHASE I:** A range of core programs supplemental activities, educational and vocational programs are provided.

Total Admissions and Total Releases



◆ **PHASE II:** The last three months of confinement during which the offender participates in programs and services to help prepare for community reintegration.

◆ **PHASE III:** Period of community supervision during which the offender is monitored and reintegrated into society.

❖ ADMISSIONS ❖

FY 2007 Admission Highlights

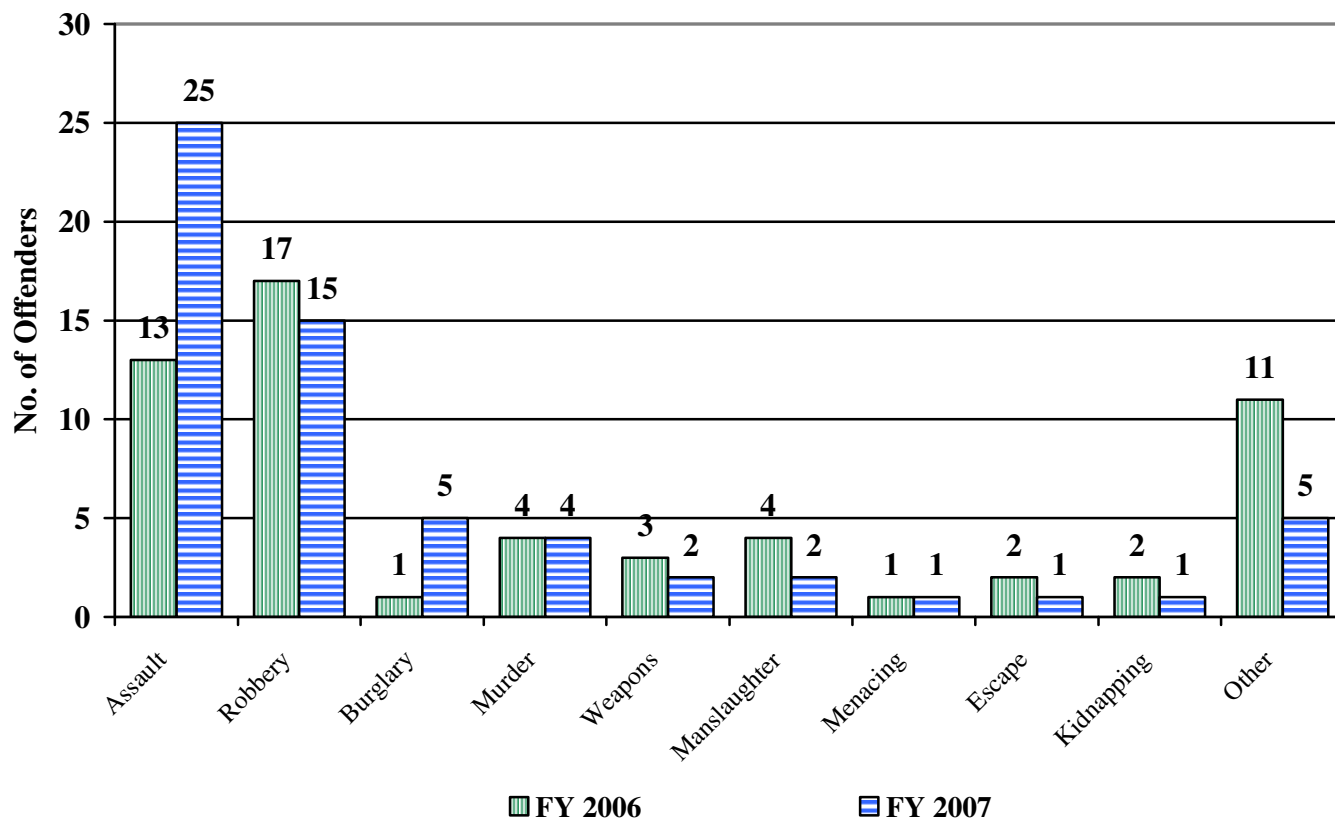
- ◆ Admissions to the Youthful Offender System totaled 61 offenders: 57 males and 4 females.
- ◆ The most serious crime of assault comprised 40.1% of the total FY 2007 admissions.
- ◆ 51.0% of admissions were convicted of a class III felony.

| County of Commitment | | |
|----------------------|-------------------|------------|
| County | No. of Admissions | % of Total |
| Adams | 14 | 23.0% |
| Denver | 13 | 21.3% |
| Weld | 7 | 11.5% |
| Jefferson | 6 | 9.8% |
| El Paso | 5 | 8.2% |
| Arapahoe | 5 | 8.2% |
| Pueblo | 3 | 4.9% |
| Other | 8 | 13.1% |

Admissions by Age Group



**Fiscal Year 2006 and Fiscal Year 2007
Most Serious Conviction**



❖ RELEASES ❖

Release Types

The types of releases from YOS to-date include:

- ◆ **Sentence Discharge** – Entire YOS sentence completed.
- ◆ **Termination/Revocation** – Removed for noncompliance, violent behavior or failure to progress.
- ◆ **Judicial Reconsideration** – Removed by court through a court-ordered discharge, release to appeal bond or probation or transfer to adult prison.
- ◆ **Deceased** – Includes any type of death.

Releases Fiscal Year 1999 through Fiscal Year 2007

| Release Types | FY 1999 | FY 2000 | FY 2001 | FY 2002 | FY 2003 | FY 2004 | FY 2005 | FY 2006 | FY 2007 | Total | % of Total |
|--------------------------|-----------|------------|-----------|-----------|-----------|-----------|-----------|-----------|-----------|------------|---------------|
| Sentence Discharge | 66 | 77 | 79 | 65 | 53 | 53 | 53 | 40 | 55 | 541 | 75.7% |
| Termination/Revocation | 24 | 21 | 12 | 13 | 18 | 17 | 15 | 17 | 11 | 148 | 20.7% |
| Judicial Reconsideration | 0 | 3 | 5 | 3 | 2 | 3 | 0 | 2 | 3 | 21 | 2.9% |
| Deceased | 2 | 1 | 0 | 0 | 0 | 0 | 0 | 1 | 1 | 5 | 0.7% |
| Totals | 92 | 102 | 96 | 81 | 73 | 73 | 68 | 60 | 70 | 715 | 100.0% |

❖ EDUCATION ❖

Academic Education

- ◆ YOS offenders attend Century High School in the facility and are eligible to earn a high school diploma through School District 60.
- ◆ 92% of offenders released in fiscal year 2007 had a GED or High School Diploma.
- ◆ 54 offenders have completed 6 different college courses with 118 course completions; earning a total of 354 college credits in fiscal year 2007.
- ◆ 38 offenders have completed 2 different college courses with 53 course completions; earning a total of 159 college credits through the 1st quarter of fiscal year 2008.

Career and Technical Education

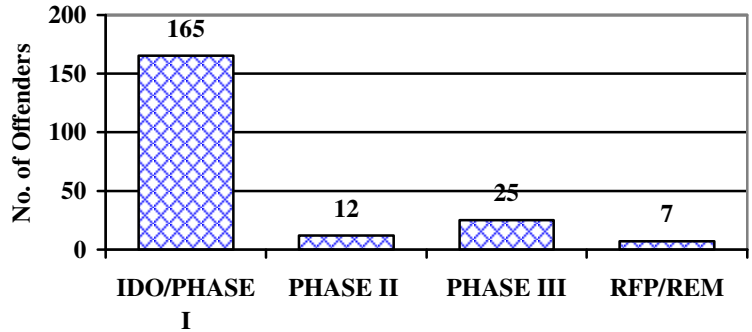
- ◆ The Career and Technical Education Courses offered include; Electronics Repair, Barbering, Janitorial/Custodial Services, Computer Business Technology: (Access, Excel, Word, Power Point), Introduction to Business/Business Communications, Automotive/Small Engine Repair and Multimedia Production: (HTML, Dreamweaver)
- ◆ 57% of offenders released in fiscal year 2007 had a vocational certificate.

❖ POPULATION ON JUNE 30, 2007 ❖

Population Highlights

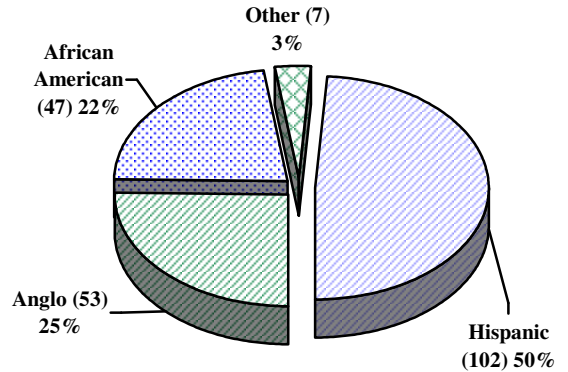
- ◆ The population consists of 209 offenders: 196 males and 13 females.
- ◆ Almost 78.9% of the population is in IDO or Phase I.
- ◆ 76% of the offenders are currently 18-21 years of age.
- ◆ Class three felonies comprise the largest portion of the population at 59%.

Population as of June 30, 2007

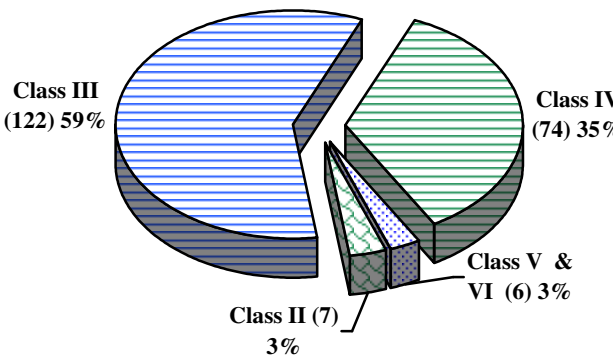


| COUNTY OF COMMITMENT | | |
|----------------------|------------------|------------|
| County | No. of Offenders | % of Total |
| Denver | 43 | 20.6% |
| Arapahoe | 35 | 16.7% |
| Adams | 32 | 15.3% |
| Jefferson | 22 | 10.5% |
| Weld | 20 | 9.6% |
| El Paso | 17 | 8.1% |
| Pueblo | 11 | 5.3% |
| Larimer | 6 | 2.9% |
| Mesa | 5 | 2.4% |
| Other | 18 | 8.6% |

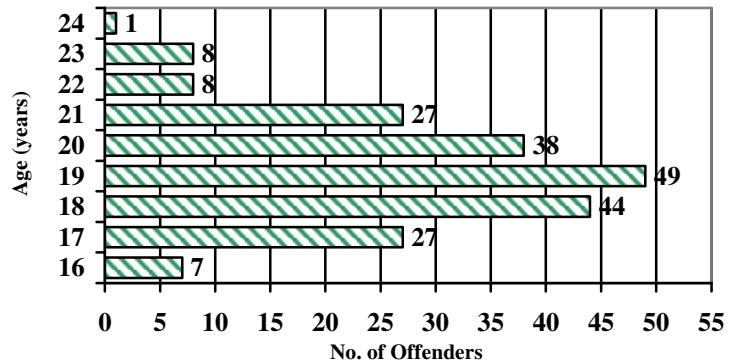
Population by Ethnicity



Population by Felony Class



Age Distribution



❖ RECIDIVISM ❖

Recidivism: The Department of Corrections defines recidivism by administrative regulation as the return to prison in Colorado for either criminal activity or technical violations of parole, probation or non-departmental community placement. Recidivism is computed for 1-, 3- and 5- year follow-up periods after discharge.

| Recidivism Rates for YOS Successful Discharges | | | | |
|---|----|------------------|--------|--------|
| Release Cohort | n | Recidivism Rates | | |
| | | 1 year | 3 year | 5 year |
| FY 1996 | 7 | 0% | 14% | 29% |
| FY 1997 | 19 | 11% | 16% | 37% |
| FY 1998 | 48 | 10% | 23% | 33% |
| FY 1999 | 66 | 5% | 17% | 29% |
| FY 2000 | 77 | 16% | 29% | 36% |
| FY 2001 | 79 | 8% | 20% | 29% |
| FY 2002 | 65 | 2% | 15% | 25% |
| FY 2003 | 53 | 2% | 19% | -- |
| FY 2004 | 53 | 8% | 23% | -- |
| FY 2005 | 53 | 0% | -- | -- |
| FY 2006 | 40 | 8% | -- | -- |
| Average | | 6% | 19% | 30% |

Comparison of Youthful and Adult Recidivism Rates

