



Bill Owens  
Governor

## Colorado Department of Corrections

# YOUTHFUL OFFENDER SYSTEM FISCAL YEAR 2002

For more information contact:  
Office of Planning & Analysis  
Office (719) 226-4374  
E-mail address: kristi.rosten@doc.state.co.us



Joe Ortiz  
Executive Director

BULLETIN OPA 03-4

Statistical Bulletin

May 20, 2003

### Office of Planning and Analysis

The Office of Planning and Analysis exists within the Department of Corrections to provide research, information and data analysis services. The office also monitors population projections, analyzes legislative impact studies, oversees the administrative regulations, and conducts program and system evaluations as directed by statute or executive priority.

### General Statistics, Reporting and Evaluation Unit

The General Statistics, Reporting and Evaluation Unit within the Office of Planning and Analysis analyzes data, evaluates programs and conducts research for internal management and external criminal justice use. This unit gathers, compiles and analyzes data for a multitude of agencies and purposes.

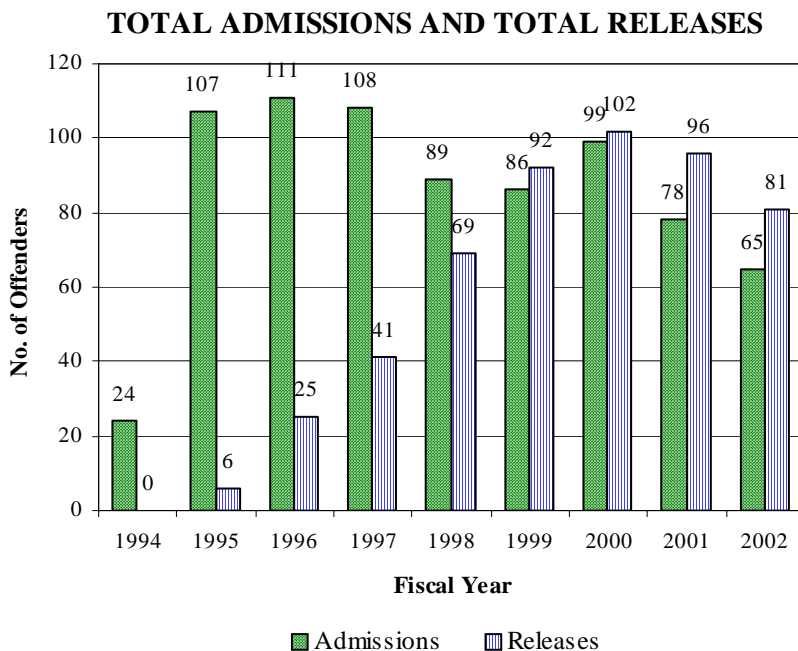
### About this Bulletin

This publication is intended to provide an overview of statistical information and findings generated by this unit. Dissemination of this information to staff and other interested individuals will be provided through this periodical publication. Publications are also available on the Internet at: <http://www.doc.state.co.us/Statistics.statistics.htm>.

## ❖ PROGRAM OVERVIEW ❖

The Youthful Offender System (YOS), established through legislation passed in 1993, is a program designed for certain violent youthful offenders, operating under the jurisdiction of the Department of Corrections but separate from the adult prison system. Offenders receive a YOS sentence ranging from two to seven years, in addition to a suspended adult prison sentence. Discharge of the offender's sentence is contingent upon successful completion of the YOS program. If the program is not completed, the adult sentence is reinstated and the offender is admitted to prison as an adult. The YOS program consists of four phases as defined in statute, which are summarized below.

- ◆ **IDO** (Intake, Diagnostic and Orientation): Orientation to the expectations and phases of the program. Lasts approximately four weeks and includes participation in a modified military-type boot camp.
- ◆ **PHASE I:** A range of core programs and services, supplemental activities, and educational and vocational programs are provided.



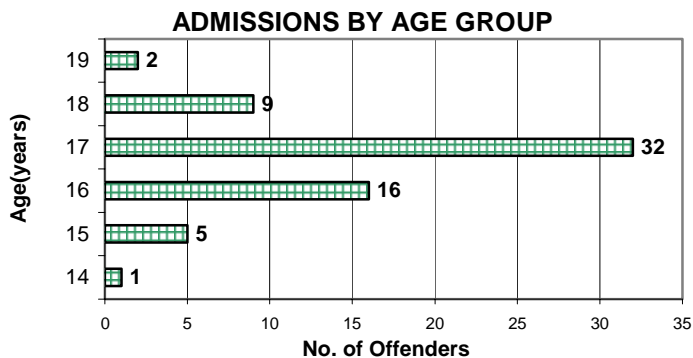
- ◆ **PHASE II:** Administered during the last three months of confinement during which the offender participates in programs and services that help prepare for community reintegration.
- ◆ **PHASE III:** Period of community supervision during which the offender is monitored and reintegrated into society.

## ❖ ADMISSIONS ❖

### FY 2002 Admission Highlights

- ◆ Admissions to the Youthful Offender System totaled 65 offenders: 63 males and 2 females.
- ◆ The most serious crime of aggravated robbery comprised 29.2% of the total FY 2002 admissions.
- ◆ 61.5% of admissions were convicted of a class III felony.

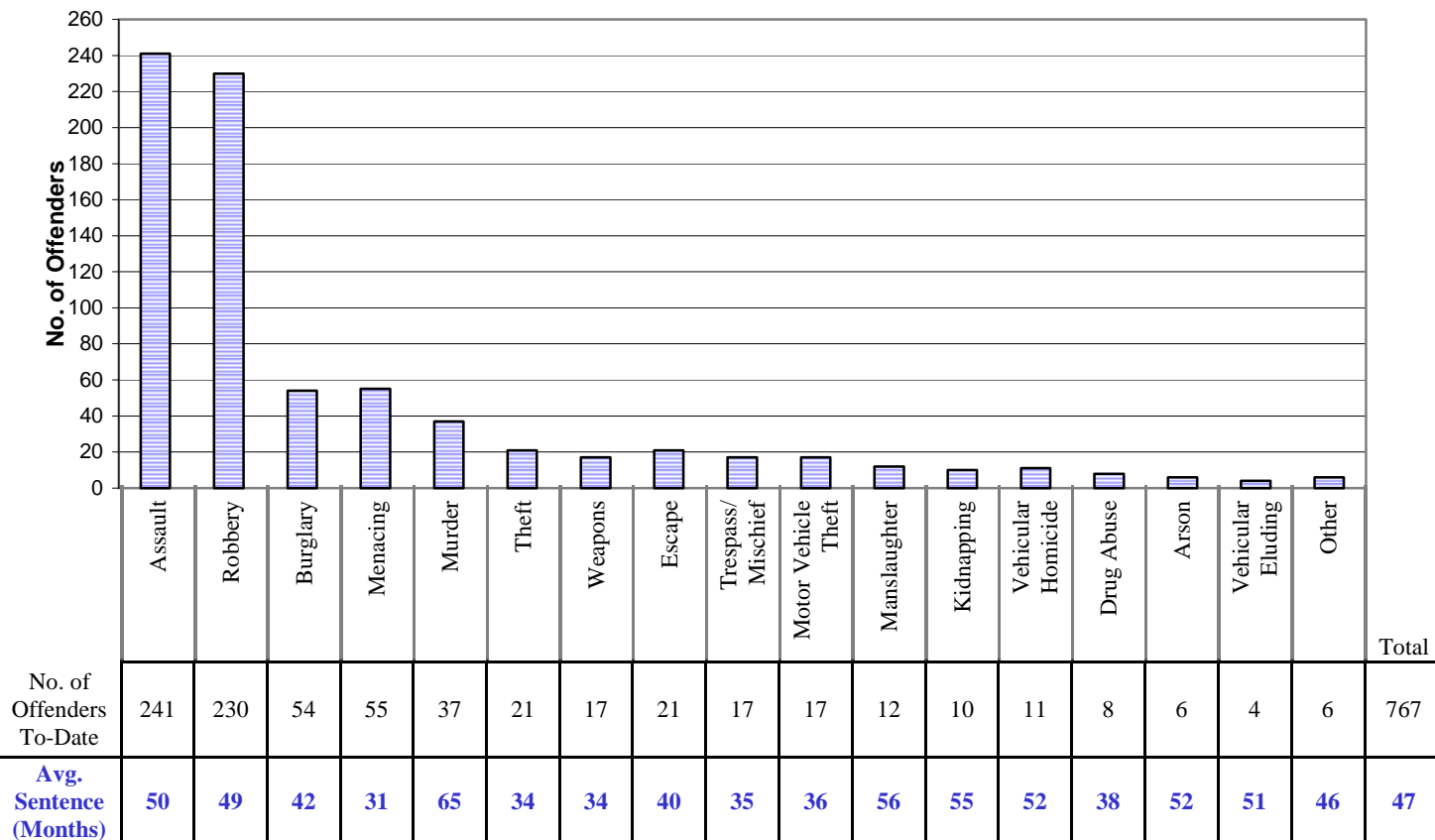
COUNTY OF COMMITMENT		
COUNTY	NO. OF ADMISSIONS	% OF TOTAL
Jefferson	13	20.0%
El Paso	10	15.4%
Arapahoe	9	13.8%
Pueblo	5	7.7%
Denver	4	6.2%
Adams	4	6.2%
La Plata	4	6.2%
Other	16	24.5%



### TOTAL ADMISSIONS – FY 1994 through FY 2002

Admissions to date to the Youthful Offender System totaled 767 offenders: 742 males and 25 females

#### MOST SERIOUS CRIME\* WITH SENTENCE



\* Includes attempt, conspiracy, solicitation or accessory to the offense.

## ❖ RELEASES ❖

### Release Types

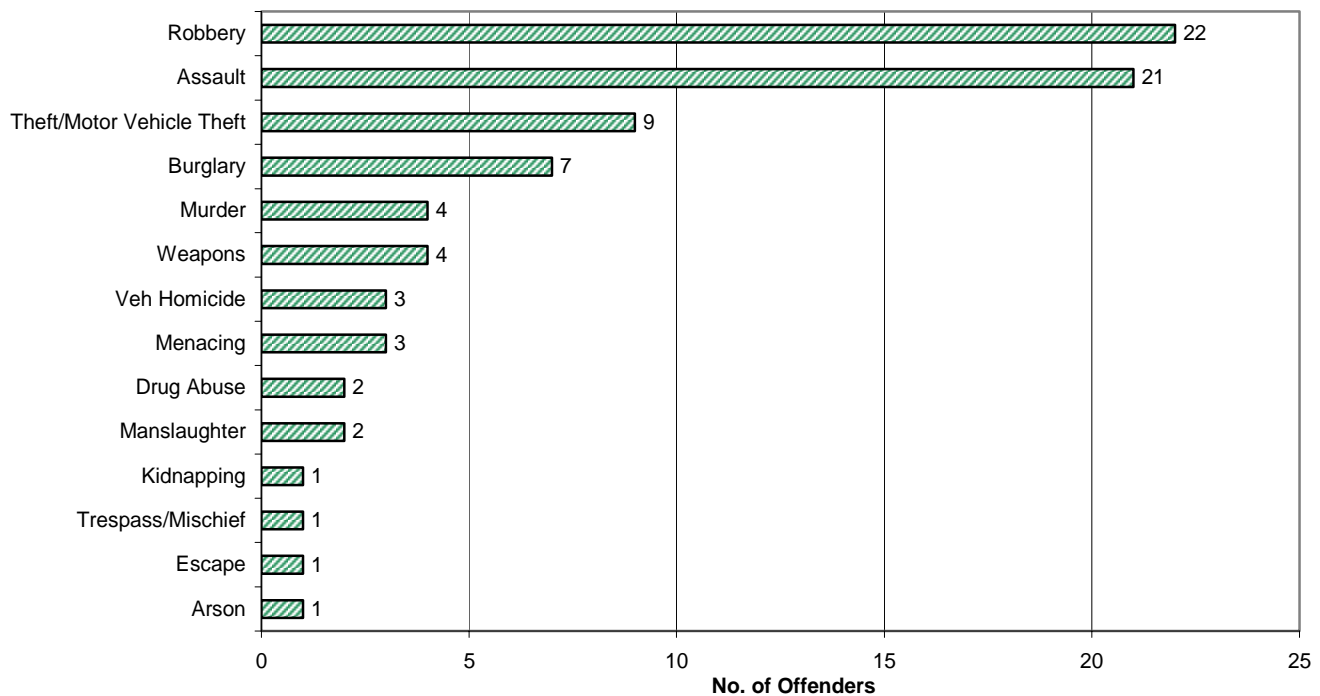
The types of releases from YOS to-date include:

- ◆ **Sentence Discharge** – Entire YOS sentence completed.
- ◆ **Termination/Revocation** – Removed from program for noncompliance, violent behavior or failure to progress.
- ◆ **Judicial Reconsideration** – Removed by court through a court-ordered discharge, release to appeal bond or probation or transfer to adult prison.
- ◆ **Deceased** – Includes any type of death.

### FY 2002 Release Highlights

- ◆ Releases from the Youthful Offender System totaled 81 offenders: 77 males and 4 females.
- ◆ Offenders sentenced as class IV felons accounted for the largest group of releases at 45.8%.
- ◆ 23 offenders were 20 years of age upon release.
- ◆ Sentence discharges accounted for 80% of FY 2002 releases, while termination/ revocation represented 16%.

**MOST SERIOUS CRIME\*  
Fiscal Year 2002 Releases**



\* Crime categories include attempt, conspiracy, solicitation or accessory to the offense.

### TOTAL RELEASES THROUGH FISCAL YEAR 2002

RELEASE TYPES	FY 1995	FY 1996	FY 1997	FY 1998	FY 1999	FY 2000	FY 2001	FY 2002	Total	% of Total
Sentence Discharge *	0	7	19	48	66	77	79	65	361	70.5%
Termination/Revocation	4	12	17	18	24	21	12	13	121	23.6%
Judicial Reconsideration	2	6	5	3	0	3	5	3	27	5.3%
Deceased	0	0	0	0	2	1	0	0	3	0.6%
<b>Totals</b>	<b>6</b>	<b>25</b>	<b>41</b>	<b>69</b>	<b>92</b>	<b>102</b>	<b>96</b>	<b>81</b>	<b>512</b>	<b>100.0%</b>

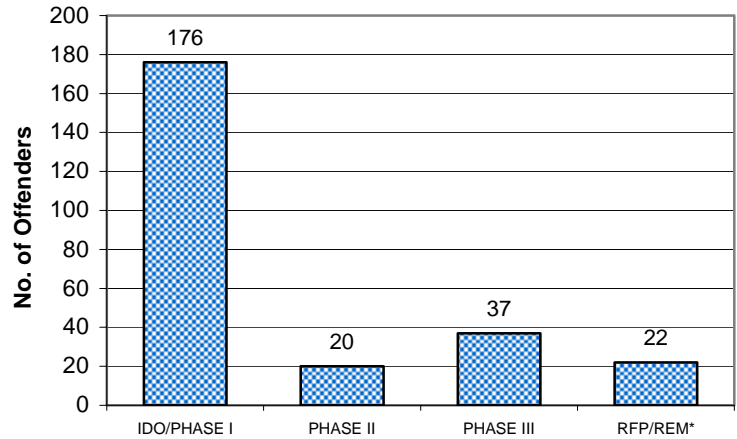
\* 19 offenders were in the process of revocation at the time of discharge.

# ❖ POPULATION ON JUNE 30, 2002 ❖

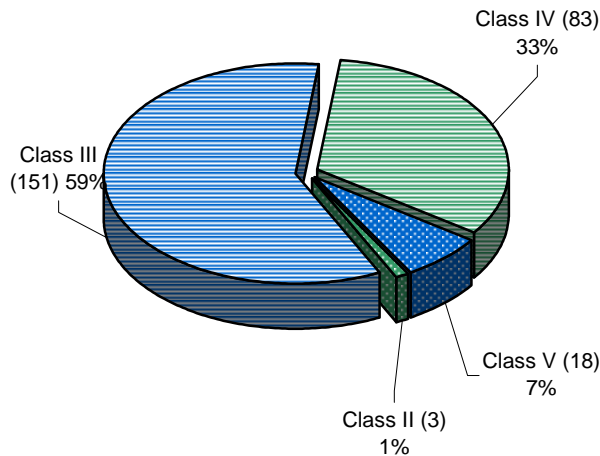
## Population Highlights

- ◆ The population consists of 255 offenders: 249 males and 6 females.
- ◆ Almost 70% of the population are in IDO or phase I at the prison facility.
- ◆ Over 59% of offenders are in YOS for a class III felony.
- ◆ Among the current population, El Paso County has sentenced 47 of the 255 offenders, representing the highest number of commitments by county.
- ◆ Hispanic offenders constitute 44.3% of the current population; the largest ethnic group in YOS.

## POPULATION AS OF JUNE 30, 2002



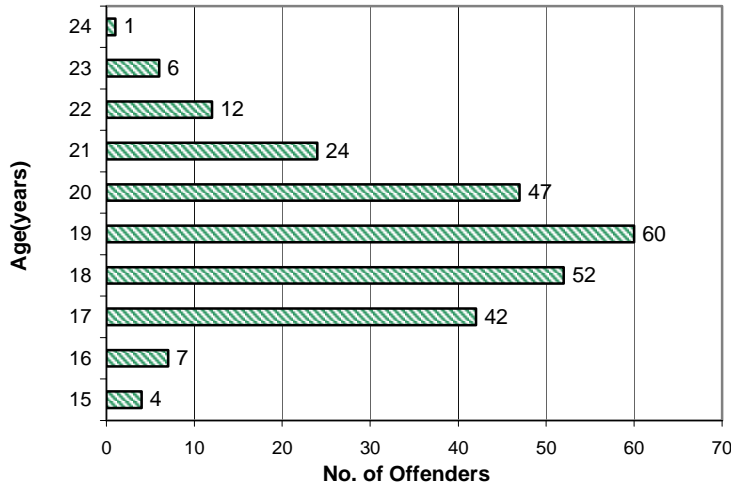
## POPULATION BY FELONY CLASS



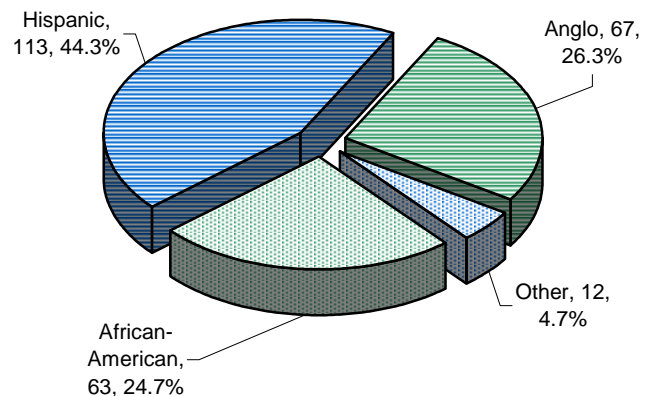
## COUNTY OF COMMITMENT

COUNTY	NO. OF OFFENDERS	% OF TOTAL
El Paso	47	18.4%
Denver	36	14.1%
Jefferson	34	13.3%
Arapahoe	31	12.2%
Adams	26	10.2%
Weld	12	4.7%
Pueblo	13	5.1%
Larimer	11	4.3%
Mesa	9	3.5%
Other	36	14.1%

## AGE DISTRIBUTION



## POPULATION BY ETHNICITY



# ❖ RECIDIVISM AND REOFFENSE ❖

**Recidivism:** The Department of Corrections defines recidivism by administrative regulation as the return to prison in Colorado for either criminal activity or technical violations of parole, probation or non-departmental community placement within three years of release. Recidivism is calculated using those offenders who were discharged at least three years ago, per the definition above. This includes offenders discharged through FY 1999. Four offenders were in the process of revocation at time of discharge and were resented to adult prison for program violations and are therefore excluded from the analysis.

## RECIDIVISM RATES FOR YOS DISCHARGES

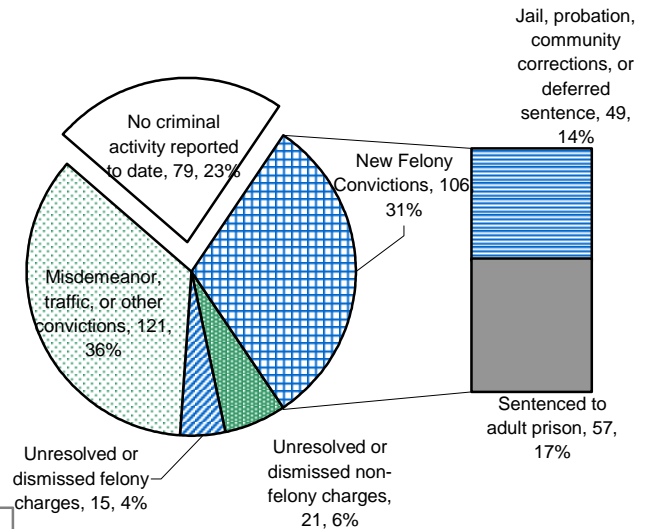
Return to DOC Within 3 Years

Release Year (FY)	No. of Discharges*	No. of Returns**	Percent Returned
1996	7	1	14.3%
1997	17	2	11.8%
1998	46	10	21.7%
1999	64	9	14.1
<b>TOTAL</b>	<b>70</b>	<b>13</b>	<b>18.6%</b>

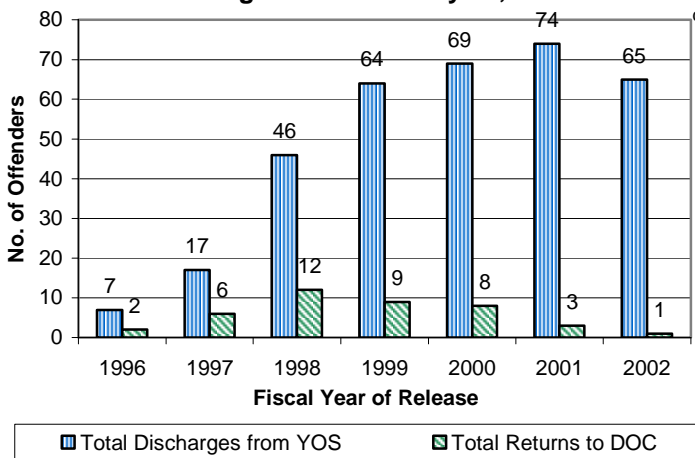
\* Excludes 4 offenders in process of revocation at time of discharge.  
 \*\* Excludes offenders returned to DOC after three years.

**Rearrest and Reoffense:** Extensive research was conducted to further study the discharged offenders' criminal conduct after release. 361 offenders have discharged through June 30, 2002; however, 19 of these offenders were in the process of revocation at time of discharge and were resented to adult prison for program violations. They are therefore excluded from this analysis. The criminal contacts and activities for the remaining 342 offenders were tracked through January 31, 2003, and are summarized in the graph to the right.

## Criminal Activity of Discharged Offenders Status as of January 31, 2003



## Cumulative Return Rates to DOC for YOS Discharges as of January 31, 2003



**Cumulative Return Rate:** Recidivism is reported for a three year follow up by definition; however rearrest and reoffense research includes criminal activity to date, a longer period of time for those offenders who have been out for more than three years. This graph displays the number of offenders returned to prison through January 31, 2003 compared to the number discharged by fiscal year of release.