



Bill Owens
Governor

Colorado Department of Corrections

YOUTHFUL OFFENDER SYSTEM

FISCAL YEAR 2000



John W. Suthers
Executive Director

For more information contact:
Office of Planning & Analysis
Office (719) 226-4374
e-mail address: kristi.rosten@doc.state.co.us

BULLETIN OPA 01-1

Statistical Bulletin

FEBRUARY 28, 2001

Office of Planning and Analysis

The Office of Planning and Analysis exists within the Department of Corrections to provide research, information and data analysis services. The office also monitors population projections, analyzes legislative impact studies, oversees the administrative regulations, and conducts program and system evaluations as directed by statute or executive priority.

General Statistics, Reporting and Evaluation Unit

The General Statistics, Reporting and Evaluation Unit within the Office of Planning and Analysis analyzes data, evaluates programs and conducts research for internal management and external criminal justice use. This unit gathers, compiles and analyzes data for a multitude of agencies and purposes.

About this Bulletin

This publication is intended to provide an overview of statistical information and findings generated by this unit. Dissemination of this information to staff and other interested individuals will be provided through this periodical publication.

❖ PROGRAM OVERVIEW ❖

The Youthful Offender System (Y.O.S.), established through legislation passed in 1993, is a program designed for certain violent youthful offenders, operating under the jurisdiction of the Department of Corrections but separate from the adult prison system. Offenders receive a Y.O.S. sentence ranging from two to seven years, in addition to a suspended adult prison sentence. Discharge of the offender's sentence is contingent upon successful completion of the Y.O.S. program. If the program is not completed, the adult sentence is reinstated and the offender is admitted to prison as an adult. The Y.O.S. program consists of four phases as defined in statute which are summarized below.

❖ IDO (Intake, Diagnostic and Orientation)

Orientation to the expectations and phases of the program. Lasts approximately four weeks and includes participation in a modified military-type boot camp.

❖ PHASE I

A range of core programs and services, supplemental activities, and educational and vocational programs are provided.

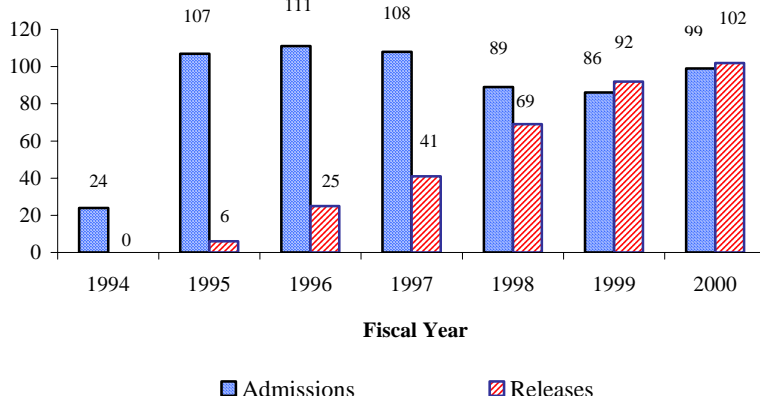
❖ PHASE II

Administered during the last three months of confinement during which the offender participates in programs and services that help prepare for community reintegration.

❖ PHASE III

Period of community supervision during which the offender is monitored and reintegrated into society.

TOTAL ADMISSIONS AND TOTAL RELEASES

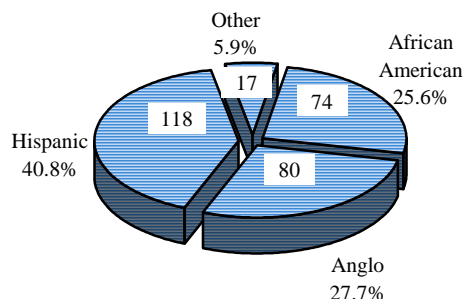


❖ POPULATION AS OF JUNE 30, 2000 ❖

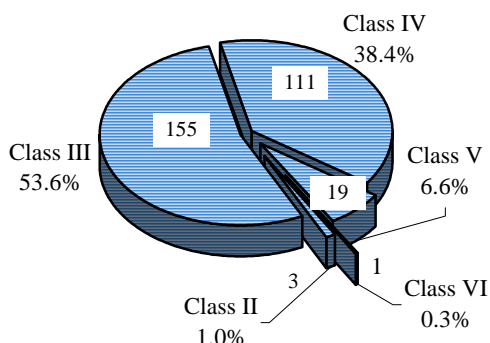
Population Highlights

- ◆ The population consists of 277 males and 12 females.
- ◆ Over 44% of offenders are currently either 18 or 19 years of age.
- ◆ Among the current population, Denver County has sentenced 58 of the 289 offenders, representing the highest number of sentences by county.

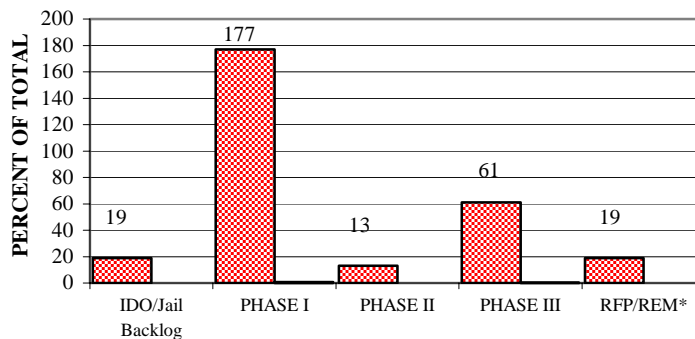
POPULATION BY ETHNICITY



POPULATION BY FELONY CLASS



POPULATION BY PROGRAM PHASE



* Removal From Population/Remediation

◆ ADMISSIONS ◆

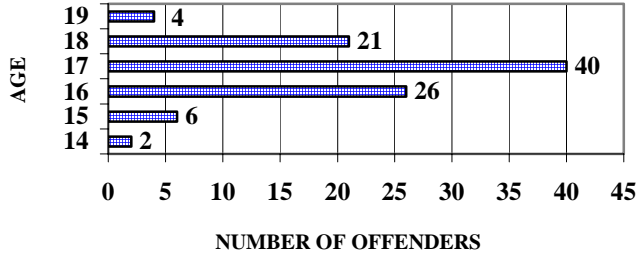
FY 2000

Fiscal Year 1999-2000 admissions to the Youthful Offender System totaled 99 offenders, 94 males and 5 females.

COUNTY OF COMMITMENT

COUNTY	NO. OF ADMISSIONS	% OF TOTAL
El Paso	23	23.2%
Denver	19	19.2%
Jefferson	13	13.1%
Adams	10	10.1%
Arapahoe	9	9.1%
Weld	9	9.1%
Pueblo	3	3.0%
Boulder	2	2.0%
Other	11	11.1%

ADMISSIONS BY AGE GROUP (N=99)



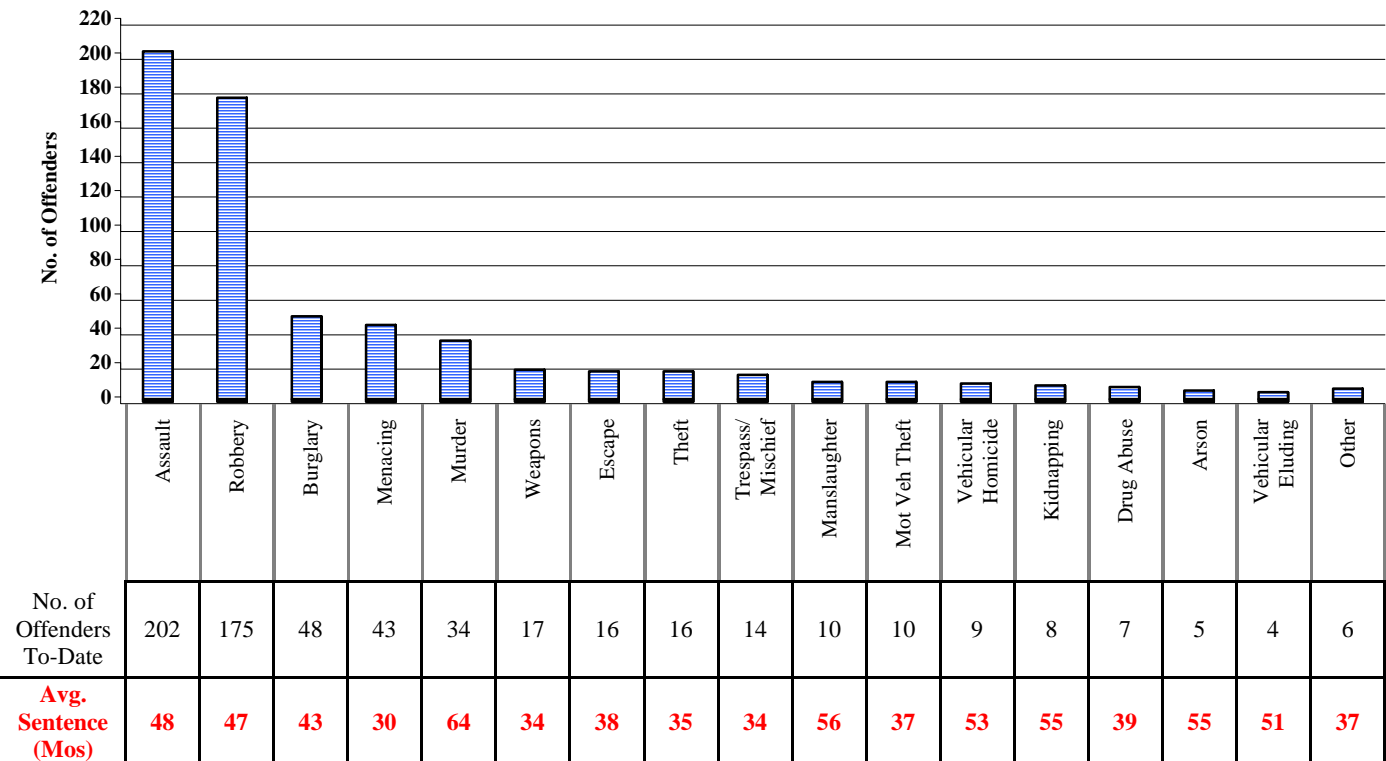
FY 2000 Highlights

- Nearly 40% of admissions were Hispanic.
- Over 48% of admissions were convicted of a class 3 felony.
- The most serious crime of aggravated robbery comprised 21.1% of the total FY 2000 admissions.

THROUGH FY 2000

Admissions to-date to the Youthful Offender System totaled 624 offenders, 603 males and 21 females

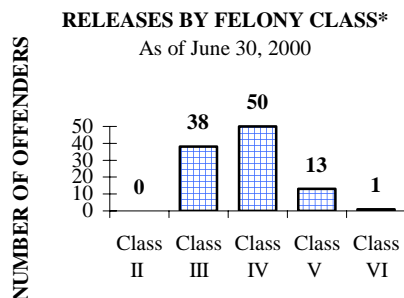
ADMISSIONS TO-DATE MOST SERIOUS CRIME* WITH SENTENCE



* Includes attempt, conspiracy, solicitation or accessory to the offense.

◆ RELEASES ◆

Fiscal year 1999-2000 releases from the Youthful Offender System totaled 102 offenders, 101 males and 1 female.



RELEASE TYPES	FY 1995	FY 1996	FY 1997	FY 1998	FY 1999	FY 2000
Sentence Discharge *	0	7	19	48	66	77
Termination/Revocation	4	12	17	18	24	21
Judicial Reconsideration	2	6	5	3	0	3
Deceased	0	0	0	0	2	1
Totals	6	25	41	69	92	102

* Class I felons are not eligible for the Y.O.S. program.

* 14 offenders were in the process of revocation at the time of discharge.

Release Highlights

- ⇒ Offenders sentenced as Class IV felons accounted for the largest group of releases.
- ⇒ 24 offenders were 20 years of age upon release.
- ⇒ Sentence discharge accounted for 75.5% of releases, while termination/revocation represented 20.6%.

Release Types

The types of releases from Y.O.S. to-date include:

- **Sentence Discharge** – Entire Y.O.S. sentence completed.
- **Termination/Revocation** – Removed from program for non-compliance, violent behavior or failure to progress.
- **Judicial Reconsideration** – Removed by court through a court-ordered discharge, release to appeal bond or probation, or transfer to adult prison.
- **Deceased** – Includes any type of death.

◆ RECIDIVISM AND REOFFENSE ◆

Recidivism: The Department of Corrections defines recidivism by administrative regulation as the return to prison in Colorado for either criminal activity or technical violations of parole, probation or non-departmental community placement within three years of release.

RECIDIVISM RATES FOR Y.O.S. DISCHARGES

As of December 31, 2000

Release Year (FY)	No. of Releases*	No. of Returns	Percent Returned	Avg. Time Out (Mos)
1995-1996	7	2 ♦	28.6%	37.9
1996-1997	17	3 ♦	17.6%	29.0
1997-1998	46	10	21.7%	18.8
1998-1999	64	5	7.8%	13.8
1999-2000	69	5	7.2%	9.7
TOTAL	203	25	12.3%	18.8

* Excludes 14 offenders in process of revocation at time of discharge.

♦ Two offenders, one released in FY 96 and one in FY 97, returned more than 3 years after release and would not normally be reported as recidivists.

Reoffense Highlights

The 203* sentence discharges were monitored to determine the rate of reoffense. This research shows:

- **66 offenders (32.5%) have no criminal activity to-date.**
- 92 offenders (45.3%) have other criminal activity or pending charges.
- 20 offenders (9.9%) received new felony convictions without prison placement.
- 25 offenders (12.3%) were sentenced to the Department of Corrections for a new felony.

* Excludes 14 offenders in process of revocation at time of discharge.