



Colorado Department of Corrections



Admission and Release Trends

Bill Ritter, Jr.
Governor

For more information contact:
Office of Planning & Analysis
Office (719) 226-4372
E-mail address: kristi.rosten@doc.state.co.us

Aristedes W. Zavaras
Executive Director

BULLETIN OPA 08-08

Statistical Bulletin

DECEMBER 1, 2007

Office of Planning and Analysis

The Office of Planning and Analysis exists within the Department of Corrections to provide research, information and data analysis services. The office also monitors population projections, analyzes legislative impact studies, oversees the administrative regulations, and conducts program and system evaluations as directed by statute or executive priority.

General Statistics, Reporting and Evaluation Unit

The General Statistics, Reporting and Evaluation Unit within the Office of Planning and Analysis analyzes data, evaluates programs and conducts research for internal management and external criminal justice use. This unit gathers, compiles and analyzes data for a multitude of agencies and purposes.

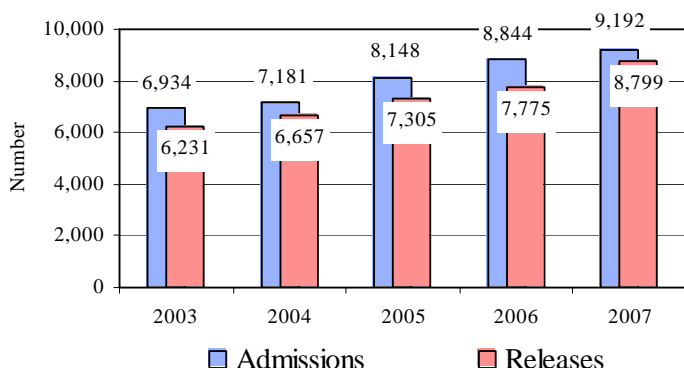
About this Bulletin

This publication is intended to provide an overview of statistical information and findings generated by this unit. Dissemination of this information to staff and other interested individuals will be provided through this periodical publication. Publications are also available on the Internet at: <http://www.doc.state.co.us/Statistics/4StatisticalBulletins.htm>.

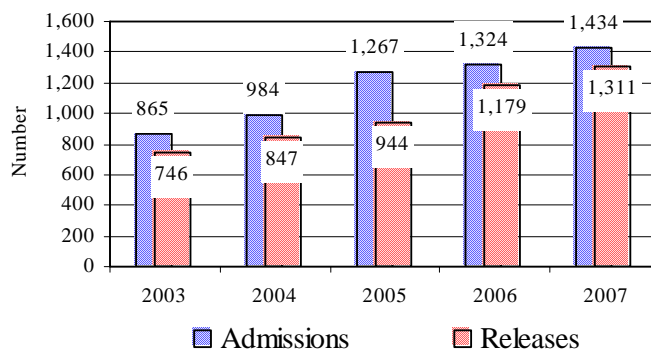
Prison Admissions and Releases by Fiscal Year*

Recent trends on the number of admissions and releases for the adult prison system and the Youthful Offender System (Y.O.S.) are reported in this bulletin. Fiscal year 2007 figures are preliminary and reflect admission data, which differs slightly from sentencing data reported later in the annual statistical report.

Adult Males



Adult Females



* Fiscal years 2007 figures are preliminary and reflect admissions data, compared to sentence data for fiscal years 2003 through 2006.

Annual Compound Growth Rate For 2003 To 2007

Total Admissions 8.0%

Total Releases 9.7%

Adult Males:

Admissions 7.3%

Releases 9.0%

Adult Females:

Admissions 13.5%

Releases 15.1%

**ADMISSIONS AND RELEASES BY TYPE
FISCAL YEAR 2006 AND FISCAL YEAR 2007 (1)**

ADULT	FISCAL YEAR 2006		FISCAL YEAR 2007				TOTAL	Percentage Change
	TOTAL	Qtrly. Ave.	First Qtr.	Second Qtr.	Third Qtr.	Fourth Qtr.		
ADMISSIONS:								
New Court Commitments	6,149	1,537	1,559	1,516	1,647	1,657	6,379	3.7%
Parole Returns (2):								
Technical	2,792	698	757	705	814	762	3,038	8.8%
New Felony	1,034	259	254	243	268	255	1,020	-1.4%
Subtotal	3,826	957	1,011	948	1,082	1,017	4,058	6.1%
Other (3)	193	48	40	57	51	41	189	-2.1%
TOTAL ADMISSIONS	10,168	2,542	2,610	2,521	2,780	2,715	10,626	4.5%
RELEASES:								
Parole (4):								
Discretionary	2,813	703	1,130	1,197	1,362	1,380	5,069	80.2%
Mandatory	3,192	798	593	567	614	601	2,375	-25.6%
Mandatory Reparole (5)	1,178	295	258	215	266	325	1,064	-9.7%
Total Parole	7,183	1,796	1,981	1,979	2,242	2,306	8,508	18.4%
Discharges	1,246	312	314	264	323	267	1,168	-6.3%
Martin/Cooper Discharges (6)	151	38	32	33	21	29	115	-23.8%
Total Discharges	1,397	349	346	297	344	296	1,283	-8.2%
Other (7)	374	94	82	76	93	68	319	-14.7%
TOTAL RELEASES	8,954	2,239	2,409	2,352	2,679	2,670	10,110	12.9%
Y.O.S.:								
ADMISSIONS	58	15	23	9	14	15	61	5.2%
RELEASES	60	15	22	16	15	17	70	16.7%

- (1) FY07 admission numbers are based on the date added to the backlog which may differ from sentencing numbers which reflect the date sentenced by the courts. FY06 reflect sentencing data.
- (2) The number of technical parole returns is overstated and the number of returns with a new felony is understated for FY07 as the new felony conviction may be delayed. The admission type is changed to parole return-new felony when the conviction is received.
- (3) Other admissions include returns from a prior release to probation, court order discharge or appeal bond; interstate compact; and Y.O.S. terminations.
- (4) Due to the decrease in community transportation services, the Department implemented a procedural change in December 2005 with regards to releasing inmates on weekends. As a result of this change, discretionary releases have increased and mandatory releases have decreased.
- (5) Offenders revoked by the Parole Board reparole on a set date established by the Board, previously reported in discretionary parole.
- (6) The Colorado Supreme Court decision on July 2001 resulted in the discharge of sex offenders who would have released to parole previously.
- (7) Other releases include releases to probation, court order discharge, appeal bond, and deceased.

- Adult admissions in fiscal year 2007 increased 4.5%.
 - New court commitments increased 3.7%.
 - Total parole returns were 6.1% higher.
- Adult releases increased 12.9% in fiscal year 2007.
 - Total parole releases increased by 18.4%.
 - Total discharges from incarceration were 14.7% lower.
- Y.O.S. admissions increased by three offenders (5.2%).
- Y.O.S. releases were 16.7% higher.

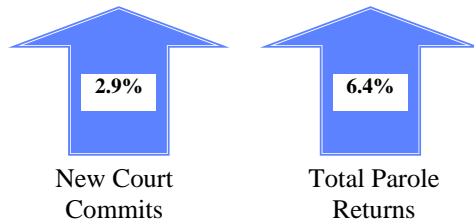
**ADMISSIONS AND RELEASES BY GENDER
FISCAL YEAR 2006 AND FISCAL YEAR 2007 (1)**

ADULT	Male			Female			Total		
	2006	2007	Change	2006	2007	Change	2006	2007	Change
ADMISSIONS:									
New Court Commitments	5,295	5,447	2.9%	854	932	9.1%	6,149	6,379	3.7%
Parole Returns (2):									
Technical	2,451	2,668	8.9%	341	370	8.5%	2,792	3,038	8.8%
New Felony	918	915	-0.3%	116	105	-9.5%	1,034	1,020	-1.4%
Subtotal	3,369	3,583	6.4%	457	475	3.9%	3,826	4,058	6.1%
Other (3)	180	162	-10.0%	13	27	107.7%	193	189	-2.1%
TOTAL ADMISSIONS	8,844	9,192	3.9%	1,324	1,434	8.3%	10,168	10,626	4.5%
RELEASES:									
Parole (4):									
Discretionary	2,349	4,312	83.6%	464	757	63.1%	2,813	5,069	80.2%
Mandatory	2,790	2,105	-24.6%	402	270	-32.8%	3,192	2,375	-25.6%
Mandatory Reparole (5)	1,007	928	-7.8%	171	136	-20.5%	1,178	1,064	-9.7%
Total Parole	6,146	7,345	19.5%	1,037	1,163	12.2%	7,183	8,508	18.4%
Discharges	1,142	1,058	-7.4%	104	110	5.8%	1,246	1,168	-6.3%
Martin/Cooper Discharges (6)	150	112	-25.3%	1	3	100.0%	151	115	-23.8%
Total Discharges	1,292	1,170	-9.4%	105	113	7.6%	1,397	1,283	-8.2%
Other (7)	337	284	-15.7%	37	35	-5.4%	374	319	-14.7%
TOTAL RELEASES	7,775	8,799	13.2%	1,179	1,311	11.2%	8,954	10,110	12.9%
Y.O.S.:									
ADMISSIONS	54	57	5.6%	4	4	0.0%	58	61	5.2%
RELEASES	56	67	19.6%	4	3	-25.0%	60	70	16.7%

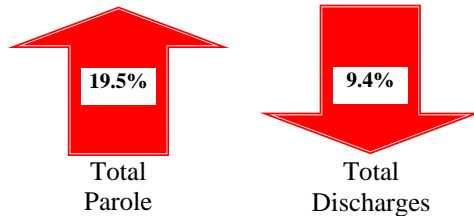
See footnotes 1 through 7 contained on page two.

ADULT MALE

Admissions Increased 3.9%

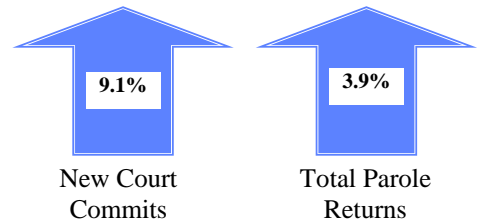


Releases Increased 13.2%

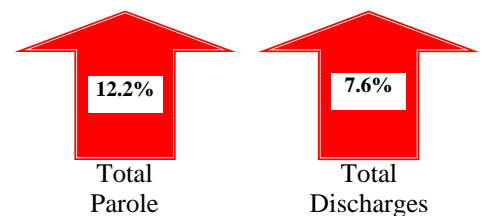


ADULT FEMALE

Admissions Increased 8.3%

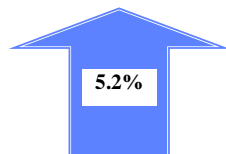


Releases Increased 11.2%



YOUTHFUL OFFENDER SYSTEM

Admissions Increased



Releases Increased

