



Bill Owens  
Governor

# Colorado Department of Corrections

## Admission and Release Trends

For more information contact:  
Office of Planning & Analysis  
Office (719) 226-4374

E-mail address: [kristi.rosten@doc.state.co.us](mailto:kristi.rosten@doc.state.co.us)



Joe Ortiz  
Executive Director

BULLETIN OPA 04-3

Statistical Bulletin

November 1, 2003

### Office of Planning and Analysis

The Office of Planning and Analysis exists within the Department of Corrections to provide research, information and data analysis services. The office also monitors population projections, analyzes legislative impact studies, oversees the administrative regulations, and conducts program and system evaluations as directed by statute or executive priority.

### General Statistics, Reporting and Evaluation Unit

The General Statistics, Reporting and Evaluation Unit within the Office of Planning and Analysis analyzes data, evaluates programs and conducts research for internal management and external criminal justice use. This unit gathers, compiles and analyzes data for a multitude of agencies and purposes.

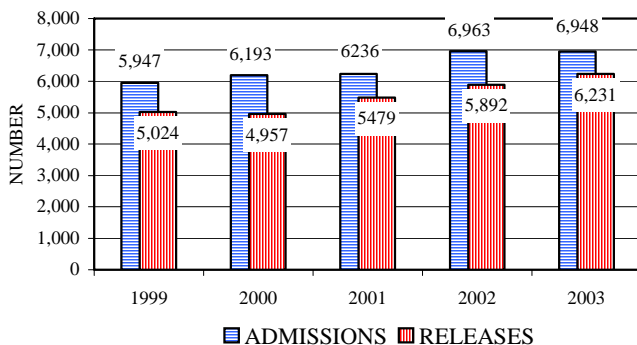
### About this Bulletin

This publication is intended to provide an overview of statistical information and findings generated by this unit. Dissemination of this information to staff and other interested individuals will be provided through this periodical publication. Publications are also available on the Internet at: <http://www.doc.state.co.us/Statistics/4Statistical%20Bulletins.htm>.

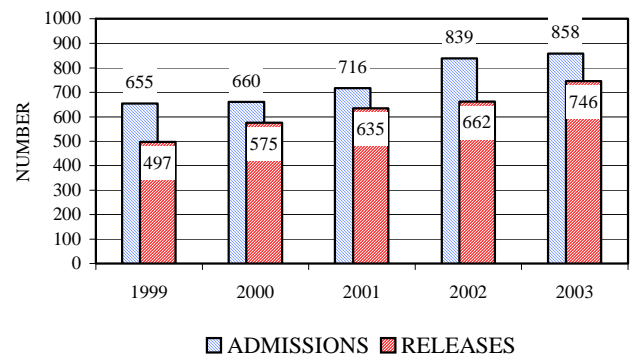
## >> Prison Admissions and Releases by Fiscal Year\* <<

Recent trends on the number of admissions and releases for the adult prison system and the Youthful Offender System (Y.O.S.) are reported in this bulletin. Fiscal year 2003 figures are preliminary and reflect admission data, which differs slightly from sentencing data reported later in the annual statistical report.

### ADULT MALES



### ADULT FEMALES



\* Fiscal year 2003 figures are preliminary and reflect admissions data, compared to sentence data for fiscal years 1999 through 2002.

### ANNUAL COMPOUND GROWTH RATE FOR 1999 TO 2003

Adult Males: Admissions 4.0%  
Releases 5.5%

Adult Females: Admissions 7.0%  
Releases 10.7%

>> Total Admissions 4.3% <<

>> Total Releases 6.0% <<

**ADMISSIONS AND RELEASES BY TYPE  
FISCAL YEAR 2002 AND FISCAL YEAR 2003(1)**

	FISCAL YEAR 2002		FISCAL YEAR 2003				Percentage Change	
	TOTAL	Qtrly. Ave.	First Qtr.	Second Qtr.	Third Qtr.	Fourth Qtr.		TOTAL
<b>ADULT</b>								
<b>ADMISSIONS:</b>								
New Court Commitments	5,076	1,269	1,365	1,299	1,290	1,340	5,294	4.3%
Parole Returns (2):								
Technical	2,181	545	505	495	464	522	1,986	-8.9%
New Felony	410	103	112	95	126	114	447	9.0%
Subtotal	2,591	648	617	590	590	636	2,433	-6.1%
Other (3)	135	34	11	27	25	16	79	-41.5%
<b>TOTAL ADMISSIONS</b>	<b>7,802</b>	<b>1,951</b>	<b>1,993</b>	<b>1,916</b>	<b>1,905</b>	<b>1,992</b>	<b>7,806</b>	<b>0.1%</b>
<b>RELEASES:</b>								
Parole:								
Discretionary	1,999	500	514	484	554	587	2,139	7.0%
Mandatory	2,280	570	605	727	662	621	2,615	14.7%
Release to Community Supervision(4)	N/A		44	64	102	128	338	
Total Parole	4,279	1,070	1,163	1,275	1,318	1,336	5,092	19.0%
Discharges	1,588	397	355	307	330	291	1,283	-19.2%
Martin/Cooper Discharges(5)	270	68	34	37	45	45	161	-40.4%
Total Discharges	1,858	465	389	344	375	336	1,444	-22.3%
Other (6)	417	104	95	122	109	115	441	5.8%
<b>TOTAL RELEASES</b>	<b>6,554</b>	<b>1,639</b>	<b>1,647</b>	<b>1,741</b>	<b>1,802</b>	<b>1,787</b>	<b>6,977</b>	<b>6.5%</b>
<b>Y.O.S.:</b>								
ADMISSIONS	65	16	21	9	15	14	59	-9.2%
RELEASES	81	20	14	17	22	20	73	-9.9%

- (1) FY03 admission numbers are based on the date added to the backlog which may differ from sentencing numbers which reflect the date which numbers sentenced by the courts. FY02 admission numbers reflect sentencing data.
- (2) The number of technical parole returns is overstated and the number of returns with a new felony is understated for FY 2003 as the new felony conviction may be delayed. The admission type is changed to parole return-new felony when the conviction is received.
- (3) Other admissions include returns from a prior release to probation, court order discharge or appeal bond; interstate compact, and Y.O.S. terminations.
- (4) Offenders released to Community Supervision (H.B. 98-1160) would have discharged previously.
- (5) The Colorado Supreme Court decision on July 2001 resulted in the discharge of sex offenders who would have released to parole previously.
- (6) Other releases include releases to probation, court order discharge, appeal bond, and deceased.

- Adult admissions remain stable at 7,806 increasing 0.1% in fiscal year 2003.
  - New court commitments increased 4.3%
  - Parole returns decreased 6.1%
- Adult releases increased 6.5% in 2003.
  - Parole releases increased 19.0%
  - Total discharges from incarceration decreased 22.3%
- Six fewer offenders were admitted to Y.O.S. in 2003 (9.2% decrease).
- Y.O.S. released eight fewer offenders in 2003 (9.9% decrease).

**ADMISSIONS AND RELEASES BY GENDER  
FISCAL YEAR 2002 AND FISCAL YEAR 2003(1)**

ADULT	Male			Female			Total		
	2002	2003	Change	2002	2003	Change	2002	2003	Change
<b>ADMISSIONS:</b>									
New Court Commitments	4,510	4,685	3.9%	566	609	7.6%	5,076	5,294	4.3%
Parole Returns (2):									
Technical	1,970	1,789	-9.2%	211	197	-6.6%	2,181	1,986	-8.9%
New Felony	361	405	12.2%	49	42	-14.3%	410	447	9.0%
Subtotal	2,331	2,194	-5.9%	260	239	-8.1%	2,591	2,433	-6.1%
Other (3)	122	69	-43.4%	13	10	-23.1%	135	79	-41.5%
<b>TOTAL ADMISSIONS</b>	<b>6,963</b>	<b>6,948</b>	<b>-0.2%</b>	<b>839</b>	<b>858</b>	<b>2.3%</b>	<b>7,802</b>	<b>7,806</b>	<b>0.1%</b>
<b>RELEASES:</b>									
Parole:									
Discretionary	1,714	1,836	7.1%	285	303	6.3%	1,999	2,139	7.0%
Mandatory	2,079	2,379	14.4%	201	236	17.4%	2,280	2,615	14.7%
Release to Community Supervision(4)	N/A	303		N/A	35		N/A	338	
Total Parole	3,793	4,518	19.1%	486	574	18.1%	4,279	5,092	19.0%
Discharges	1,467	1,163	-20.7%	121	120	-0.8%	1,588	1,283	-19.2%
Martin/Cooper Discharges(5)	266	161	-39.5%	4	0		270	161	-40.4%
Total Discharges	1,733	1,324	-23.6%	125	120	-4.0%	1,858	1,444	-22.3%
Other (6)	366	389	6.3%	51	52	2.0%	417	441	5.8%
<b>TOTAL RELEASES</b>	<b>5,892</b>	<b>6,231</b>	<b>5.8%</b>	<b>662</b>	<b>746</b>	<b>12.7%</b>	<b>6,554</b>	<b>6,977</b>	<b>6.5%</b>
<b>Y.O.S.:</b>									
ADMISSIONS	63	55	-12.7%	2	4	100.0%	65	59	-9.2%
RELEASES	77	69	-10.4%	4	4	0.0%	81	73	-9.9%

See footnotes 1 through 6 contained on page two.

**ADULT MALE**

**ADULT FEMALE**

**Admissions** Decreased slightly 0.2%



New Court  
Commits



Parole  
Returns

**Releases** Increased 5.8%




Mandatory  
Parole




Discharges

**Admissions** Increased 2.3%



New Court  
Commits



Parole  
Returns

**Releases** Increased 12.7%




Mandatory  
Parole



Discretionary  
Parole

**YOUTHFUL OFFENDER SYSTEM**

**Admissions decreased**



**Releases decreased**

