



Bill Owens  
Governor

# Colorado Department of Corrections

## Admission and Release Trends



Joe Ortiz  
Executive Director

For more information contact:  
Office of Planning & Analysis  
Office (719) 226-4374

E-mail address: [kristi.rosten@doc.state.co.us](mailto:kristi.rosten@doc.state.co.us)

BULLETIN OPA 03-2

Statistical Bulletin

December 1, 2002

### Office of Planning and Analysis

The Office of Planning and Analysis exists within the Department of Corrections to provide research, information and data analysis services. The office also monitors population projections, analyzes legislative impact studies, oversees the administrative regulations, and conducts program and system evaluations as directed by statute or executive priority.

### General Statistics, Reporting and Evaluation Unit

The General Statistics, Reporting and Evaluation Unit within the Office of Planning and Analysis analyzes data, evaluates programs and conducts research for internal management and external criminal justice use. This unit gathers, compiles and analyzes data for a multitude of agencies and purposes.

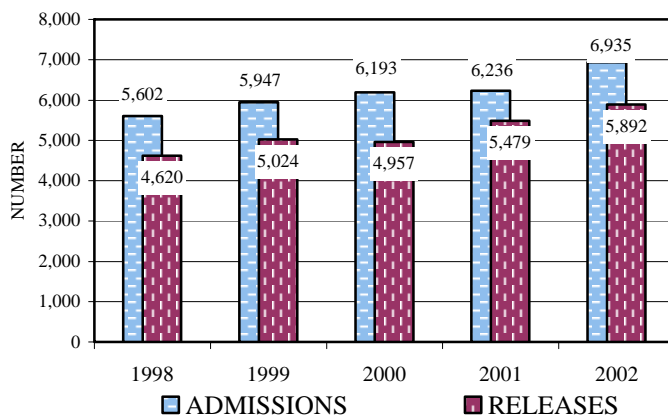
### About this Bulletin

This publication is intended to provide an overview of statistical information and findings generated by this unit. Dissemination of this information to staff and other interested individuals will be provided through this periodical publication. Publications are also available on the Internet at: <http://www.doc.state.co.us/Statistics/4Statistical%20Bulletins.htm>.

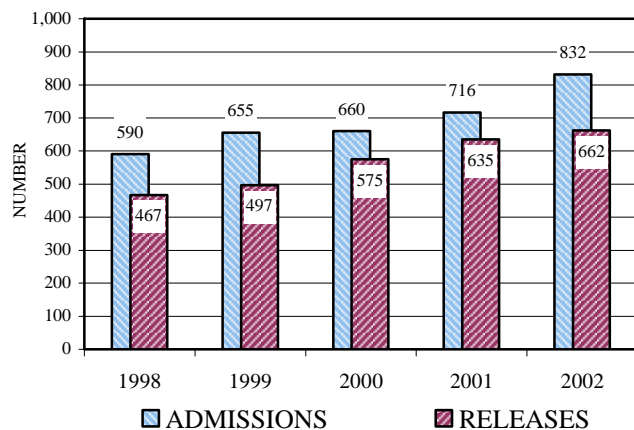
## Adult Prison Admissions and Releases by Fiscal Year\*

Recent trends on the number of admissions and releases for the adult prison system and the Youthful Offender System (Y.O.S.) are reported in this bulletin. Fiscal year 2002 figures are preliminary and reflect admission data, which differs slightly from sentencing data reported later in the annual statistical report.

### MALES



### FEMALES



\* Fiscal year 2002 figures are preliminary and reflect admissions data, compared to sentence data for fiscal years 1998 through 2001.

### ANNUAL COMPOUND GROWTH RATE FOR 1998 TO 2002

Adult Males: Admissions 5.5%  
Releases 6.3%

Adult Females: Admissions 9.0%  
Releases 9.1%

Admissions 5.8%

Releases 6.5%

ADMISSIONS AND RELEASES BY TYPE  
FISCAL YEAR 2001 AND FISCAL YEAR 2002(1)

ADULT	FISCAL YEAR 2001		FISCAL YEAR 2002				TOTAL	Percentage Change
	TOTAL	Qtrly. Ave.	First Qtr.	Second Qtr.	Third Qtr.	Fourth Qtr.		
<b>ADMISSIONS:</b>								
New Court Commitments	4,475	1,119	1,162	1,221	1,263	1,388	5,034	12.5%
Parole Returns (2):								
Technical	1,895	474	528	538	550	566	2,182	15.1%
New Felony	402	101	116	106	93	99	414	3.0%
Subtotal	2,297	574	644	644	643	665	2,596	13.0%
Other (3)	180	45	47	37	32	21	137	-23.9%
<b>TOTAL ADMISSIONS</b>	<b>6,952</b>	<b>1,738</b>	<b>1,853</b>	<b>1,902</b>	<b>1,938</b>	<b>2,074</b>	<b>7,767</b>	<b>11.7%</b>
<b>RELEASES:</b>								
Parole:								
Discretionary	2,216	554	576	520	477	426	1,999	-9.8%
Mandatory	2,127	532	549	537	599	595	2,280	7.2%
Total Parole	4,343	1,086	1,125	1,057	1,076	1,021	4,279	-1.5%
Discharges	1,380	345	404	414	366	404	1,588	15.1%
Martin/Cooper Discharges(4)	N/A		137	64	34	35	270	
Total Discharges	1,380	345	541	478	400	439	1,858	34.6%
Other (5)	391	98	106	114	91	106	417	6.6%
<b>TOTAL RELEASES</b>	<b>6,114</b>	<b>1,529</b>	<b>1,772</b>	<b>1,649</b>	<b>1,567</b>	<b>1,566</b>	<b>6,554</b>	<b>7.2%</b>
<b>Y.O.S.:</b>								
ADMISSIONS	78	20	17	19	18	11	65	-16.7%
RELEASES	96	24	17	17	22	25	81	-15.6%

(1) FY02 admission numbers are based on the date added to the backlog which may differ from sentencing numbers which reflect the date sentenced by the courts. FY01 admission numbers reflect sentencing data.

(2) The number of technical parole returns is overstated and the number of returns with a new felony is understated for FY 2002 as the new felony conviction may be delayed. The admission type is changed to parole return-new felony when the conviction is received.

(3) Other admissions include returns from a prior release to probation, court order discharge or appeal bond; interstate compact, and Y.O.S. terminations.

(4) The Colorado Supreme Court decision in July 2001 resulted in the discharge of sex offenders who would have released to parole previously.

(5) Other releases include releases to probation, court order discharge, appeal bond, and deceased.

↑ Adult admissions increased 11.7% in fiscal year 2002.

    ↑ New court commitments increased 12.5%

    ↑ Total parole returns increased 13.0%

↑ Adult releases increased 7.2% in 2002.

    ↑ The number of discharges (including Martin/Cooper discharges) increased 34.6%

    ↑ Mandatory releases to parole (offenders releasing on the mandatory release date) rose 7.2%

    ↓ Discretionary releases to parole decreased 9.8%

↓ Thirteen fewer offenders were admitted to Y.O.S. in 2002.

↓ Y.O.S. released fifteen fewer offenders in 2002.

**ADMISSIONS AND RELEASES BY GENDER  
FISCAL YEAR 2001 AND FISCAL YEAR 2002(1)**


ADULT	Male			Female			Total		
	2001	2002	Change	2001	2002	Change	2001	2002	Change
<b>ADMISSIONS:</b>									
New Court Commitments	4,003	4,476	<b>11.8%</b>	472	558	<b>18.2%</b>	4,475	5,034	<b>12.5%</b>
Parole Returns (2):									
Technical	1,707	1,970	<b>15.4%</b>	188	212	<b>12.8%</b>	1,895	2,182	<b>15.1%</b>
New Felony	364	365	<b>0.3%</b>	38	49	<b>28.9%</b>	402	414	<b>3.0%</b>
Subtotal	2,071	2,335	<b>12.7%</b>	226	261	<b>15.5%</b>	2,297	2,596	<b>13.0%</b>
Other (3)	162	124	<b>-23.5%</b>	18	13	<b>-27.8%</b>	180	137	<b>-23.9%</b>
<b>TOTAL ADMISSIONS</b>	<b>6,236</b>	<b>6,935</b>	<b>11.2%</b>	<b>716</b>	<b>832</b>	<b>16.2%</b>	<b>6,952</b>	<b>7,767</b>	<b>11.7%</b>
<b>RELEASES:</b>									
Parole:									
Discretionary	1,931	1,714	<b>-11.2%</b>	285	285	<b>0.0%</b>	2,216	1,999	<b>-9.8%</b>
Mandatory	1,931	2,079	<b>7.7%</b>	196	201	<b>2.6%</b>	2,127	2,280	<b>7.2%</b>
Total Parole	3,862	3,793	<b>-1.8%</b>	481	486	<b>1.0%</b>	4,343	4,279	<b>-1.5%</b>
Discharges	1,274	1,467	<b>15.1%</b>	106	121	<b>14.2%</b>	1,380	1,588	<b>15.1%</b>
Martin/Cooper Discharges(4)	N/A	266		N/A	4		N/A	270	
Total Discharges	1,274	1,733	<b>36.0%</b>	106	125	<b>17.9%</b>	1,380	1,858	<b>34.6%</b>
Other (5)	343	366	<b>6.7%</b>	48	51	<b>6.3%</b>	391	417	<b>6.6%</b>
<b>TOTAL RELEASES</b>	<b>5,479</b>	<b>5,892</b>	<b>7.5%</b>	<b>635</b>	<b>662</b>	<b>4.3%</b>	<b>6,114</b>	<b>6,554</b>	<b>7.2%</b>
<b>Y.O.S.:</b>									
ADMISSIONS	76	63	<b>-17.1%</b>	2	2	<b>0.0%</b>	78	65	<b>-16.7%</b>
RELEASES	90	77	<b>-14.4%</b>	6	4	<b>-33.3%</b>	96	81	<b>-15.6%</b>

See footnotes 1 through 5 contained on page two.


**ADULT MALE**

**Admissions**

↑ Admissions increased 11.2% in 2002.



New court commits



Total parole returns

**Releases**

↑ Releases rose 7.5% in 2002.



Discretionary parole releases




Discharges


**ADULT FEMALE**

**Admissions**

↑ Admissions increased 16.2% in 2002.



New court commits



Total parole returns

**Releases**

↑ Releases rose 4.3% in 2002.



Mandatory parole releases



Discharges

**Youthful Offender System**

↓ Admissions decreased 16.7%

↓ Releases decreased 15.6%